LE GOUVERNEMENT
DU GRAND-DUCHÉ DE LUXEMBOURG
Administration de la navigation aérienne

Luxembourg Airport

Noise Distribution by Hour

Between 23/05/2019 00:00:00 and 23/05/2019 23:59:59 (Local Time)

Day	Aircraft Events	Total LDEN dB (A)	Aircraft LDEN dB(A)	Background LDEN dB(A)	Total LDay dB(A)	Total LEvening dB(A)	Total LNight dB (A)
23/05/19 7:00	1	68.7	51.9	71.8	68.7	-	-
23/05/19 8:00	3	69.5	59.3	73.3	69.5	-	-
23/05/19 9:00	-	71.6	-	74.1	71.6	-	-
23/05/19 10:00	6	71.1	63.7	73.4	71.1	-	-
23/05/19 11:00	5	69.4	61.6	71.6	69.4	-	-
23/05/19 12:00	6	68.7	62.3	71.4	68.7	-	-
23/05/19 13:00	7	68.8	62.3	69.6	68.8	-	-
23/05/19 14:00	8	69.4	63.8	70.1	69.4	-	-
23/05/19 15:00	12	69.8	65.6	70.2	69.8	-	-
23/05/19 16:00	5	66.3	58.4	65.7	66.3	-	-
23/05/19 17:00	10	68.4	68.1	56.7	68.4	-	-
23/05/19 18:00	9	64.3	63.9	54.4	64.3	-	-
23/05/19 19:00	10	70.8	70.6	57.6	-	70.8	-
23/05/19 20:00	9	70.6	70.4	57.8	-	70.6	-
23/05/19 21:00	8	71.2	70.8	60.7	-	71.2	-
23/05/19 22:00	15	71.4	71.2	59.1	-	71.4	-
23/05/19 23:00	1	66.5	65.8	58.0	-	-	66.5
24/05/19 0:00	-	68.3	-	68.4	-	-	68.3
24/05/19 1:00	-	51.9	-	51.9	-	-	51.9
24/05/19 2:00	-	55.4	-	55.5	-	-	55.4
24/05/19 3:00	-	54.2	-	54.2	-	-	54.2
24/05/19 4:00	-	65.6	-	66.0	-	-	65.6
24/05/19 5:00	-	65.5	-	65.3	-	-	65.5
24/05/19 6:00	-	67.9	-	68.1	-	-	67.9
	115	**68.6**	**65.0**	**68.6**	**69.2**	**71.0**	**65.0**

Location: Roodt/Syr NMT # 1

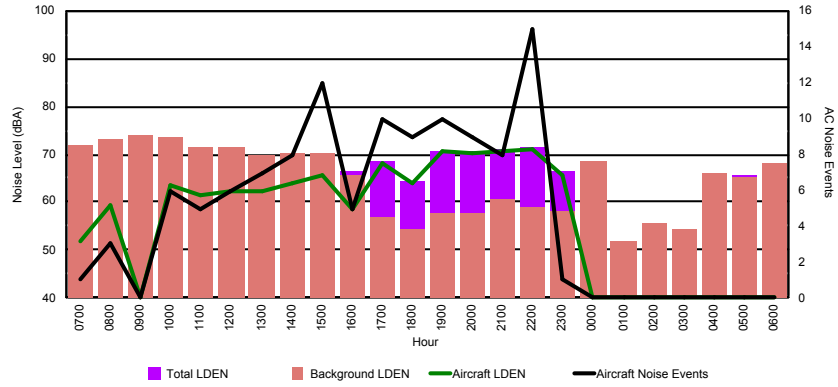

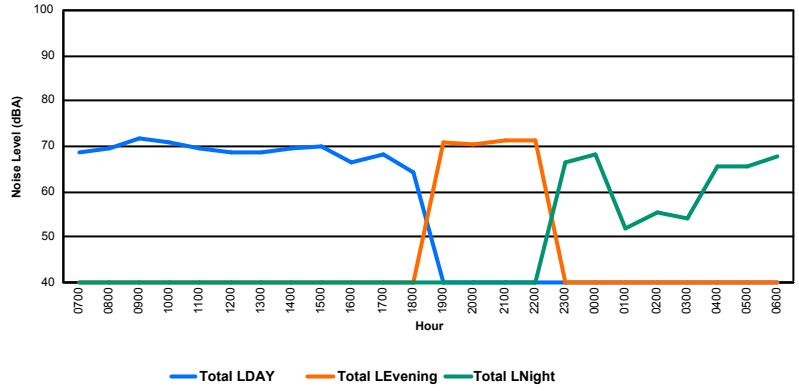

LE GOUVERNEMENT
DU GRAND-DUCHÉ DE LUXEMBOURG
Administration de la navigation aérienne

Luxembourg Airport

Noise Distribution by Hour

Between 23/05/2019 00:00:00 and 23/05/2019 23:59:59 (Local Time)

Day	Aircraft Events	Total LDEN dB (A)	Aircraft LDEN dB(A)	Background LDEN dB(A)	Total LDay dB(A)	Total LEvening dB(A)	Total LNight dB (A)
23/05/19 7:00	6	60.1	58.9	54.0	60.1	-	-
23/05/19 8:00	3	60.3	59.6	51.4	60.3	-	-
23/05/19 9:00	5	63.0	62.5	54.0	63.0	-	-
23/05/19 10:00	7	64.8	64.4	54.0	64.8	-	-
23/05/19 11:00	8	68.3	68.0	55.7	68.3	-	-
23/05/19 12:00	7	69.1	69.0	53.5	69.1	-	-
23/05/19 13:00	11	70.9	70.8	54.8	70.9	-	-
23/05/19 14:00	8	69.5	69.4	53.6	69.5	-	-
23/05/19 15:00	12	73.1	73.0	53.5	73.1	-	-
23/05/19 16:00	7	65.3	65.1	52.5	65.3	-	-
23/05/19 17:00	10	72.5	72.4	53.5	72.5	-	-
23/05/19 18:00	9	69.2	69.0	54.1	69.2	-	-
23/05/19 19:00	10	75.4	75.3	58.5	-	75.4	-
23/05/19 20:00	9	75.2	75.0	59.3	-	75.2	-
23/05/19 21:00	5	68.0	67.7	56.7	-	68.0	-
23/05/19 22:00	-	49.0	-	49.0	-	49.0	-
23/05/19 23:00	1	70.4	70.0	59.6	-	-	70.4
24/05/19 0:00	-	53.9	-	53.9	-	-	53.9
24/05/19 1:00	-	52.4	-	52.4	-	-	52.4
24/05/19 2:00	-	49.8	-	49.8	-	-	49.8
24/05/19 3:00	-	51.4	-	51.4	-	-	51.4
24/05/19 4:00	-	63.4	-	63.5	-	-	63.4
24/05/19 5:00	-	66.6	-	67.2	-	-	66.6
24/05/19 6:00	2	66.5	51.3	66.7	-	-	66.5
	120	**69.0**	**68.5**	**58.9**	**68.9**	**72.7**	**64.6**

Location: DVOR NMT # 2

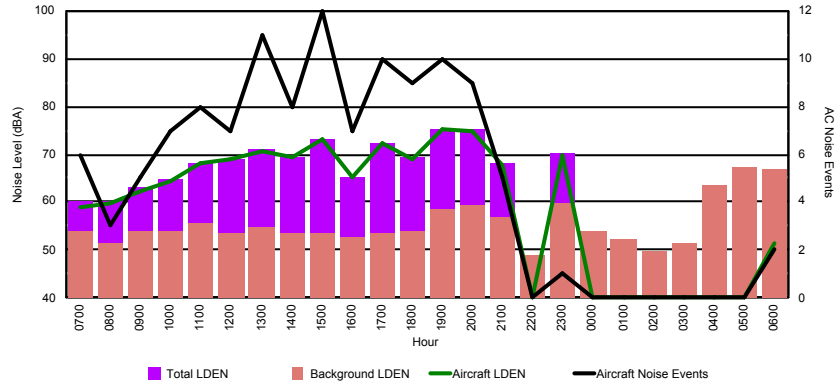

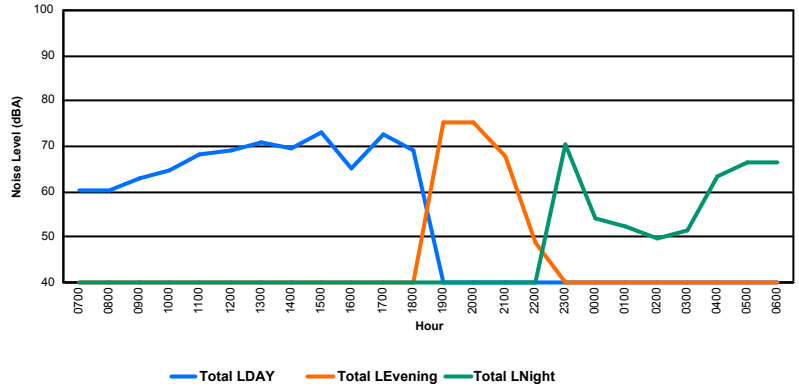

LE GOUVERNEMENT
DU GRAND-DUCHÉ DE LUXEMBOURG
Administration de la navigation aérienne

Luxembourg Airport

Noise Distribution by Hour

Between 23/05/2019 00:00:00 and 23/05/2019 23:59:59 (Local Time)

Day	Aircraft Events	Total LDEN dB (A)	Aircraft LDEN dB(A)	Background LDEN dB(A)	Total LDay dB(A)	Total LEvening dB(A)	Total LNight dB (A)
23/05/19 7:00	6	63.2	62.4	55.9	63.2	-	-
23/05/19 8:00	5	69.0	68.8	54.0	69.0	-	-
23/05/19 9:00	5	71.3	71.1	56.6	71.3	-	-
23/05/19 10:00	7	65.6	63.9	61.0	65.6	-	-
23/05/19 11:00	12	72.6	69.7	69.4	72.6	-	-
23/05/19 12:00	9	70.0	67.5	66.3	70.0	-	-
23/05/19 13:00	6	70.6	65.9	68.9	70.6	-	-
23/05/19 14:00	15	73.5	69.3	71.4	73.5	-	-
23/05/19 15:00	8	69.9	67.3	66.5	69.9	-	-
23/05/19 16:00	4	73.5	67.0	72.4	73.5	-	-
23/05/19 17:00	8	73.7	66.7	72.7	73.7	-	-
23/05/19 18:00	11	74.1	68.2	72.9	74.1	-	-
23/05/19 19:00	5	76.2	65.0	76.0	-	76.2	-
23/05/19 20:00	7	73.9	72.7	67.3	-	73.9	-
23/05/19 21:00	4	76.6	73.1	74.0	-	76.6	-
23/05/19 22:00	5	77.3	75.7	72.5	-	77.3	-
23/05/19 23:00	1	73.2	72.8	62.8	-	-	73.2
24/05/19 0:00	-	59.5	-	59.6	-	-	59.5
24/05/19 1:00	-	62.5	-	62.5	-	-	62.5
24/05/19 2:00	-	61.6	-	61.8	-	-	61.6
24/05/19 3:00	-	61.1	-	61.1	-	-	61.1
24/05/19 4:00	-	64.7	-	64.8	-	-	64.7
24/05/19 5:00	-	66.3	-	66.5	-	-	66.3
24/05/19 6:00	14	82.3	79.9	78.8	-	-	82.3
	132	**73.5**	**70.5**	**70.6**	**71.5**	**76.2**	**74.1**

Location: Mid Runway NMT # 3

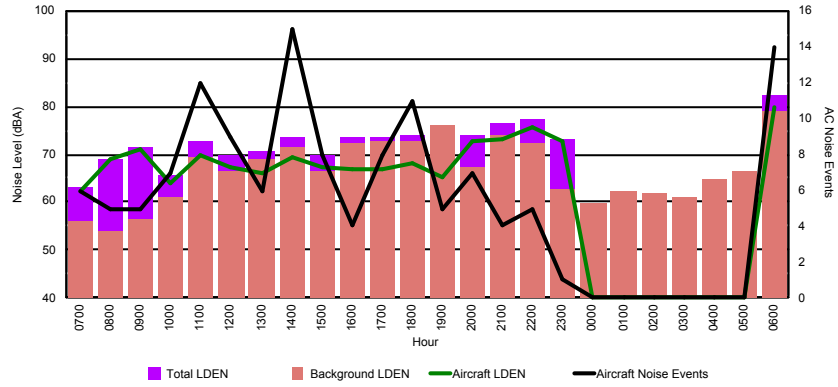

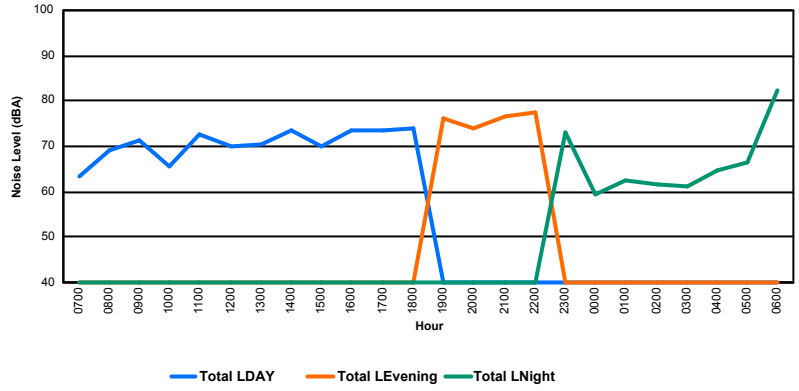

LE GOUVERNEMENT
DU GRAND-DUCHÉ DE LUXEMBOURG
Administration de la navigation aérienne

Luxembourg Airport

Noise Distribution by Hour

Between 23/05/2019 00:00:00 and 23/05/2019 23:59:59 (Local Time)

Day	Aircraft Events	Total LDEN dB (A)	Aircraft LDEN dB(A)	Background LDEN dB(A)	Total LDay dB(A)	Total LEvening dB(A)	Total LNight dB (A)
23/05/19 7:00	2	64.1	54.9	66.8	64.1	-	-
23/05/19 8:00	5	67.9	67.0	64.4	67.9	-	-
23/05/19 9:00	11	67.6	66.3	62.1	67.6	-	-
23/05/19 10:00	7	64.2	60.9	61.7	64.2	-	-
23/05/19 11:00	13	69.1	68.5	61.0	69.1	-	-
23/05/19 12:00	13	64.3	62.2	60.4	64.3	-	-
23/05/19 13:00	5	64.1	61.1	61.1	64.1	-	-
23/05/19 14:00	13	64.7	63.0	60.4	64.7	-	-
23/05/19 15:00	9	63.5	61.4	59.6	63.5	-	-
23/05/19 16:00	4	65.3	63.8	60.3	65.3	-	-
23/05/19 17:00	10	64.7	62.8	60.4	64.7	-	-
23/05/19 18:00	15	72.6	72.3	60.4	72.6	-	-
23/05/19 19:00	8	73.2	72.6	64.7	-	73.2	-
23/05/19 20:00	7	68.6	66.5	64.6	-	68.6	-
23/05/19 21:00	5	72.5	71.8	64.5	-	72.5	-
23/05/19 22:00	6	74.8	74.4	64.1	-	74.8	-
23/05/19 23:00	1	73.4	72.3	67.1	-	-	73.4
24/05/19 0:00	-	65.2	-	66.3	-	-	65.2
24/05/19 1:00	-	63.7	-	64.5	-	-	63.7
24/05/19 2:00	-	63.2	-	63.7	-	-	63.2
24/05/19 3:00	-	64.6	-	64.9	-	-	64.6
24/05/19 4:00	-	66.3	-	66.8	-	-	66.3
24/05/19 5:00	-	70.0	-	71.4	-	-	70.0
24/05/19 6:00	17	80.7	80.4	80.6	-	-	80.7
	151	**71.0**	**70.0**	**68.8**	**67.0**	**72.8**	**73.1**

Location: NDB-Hamm NMT # 4

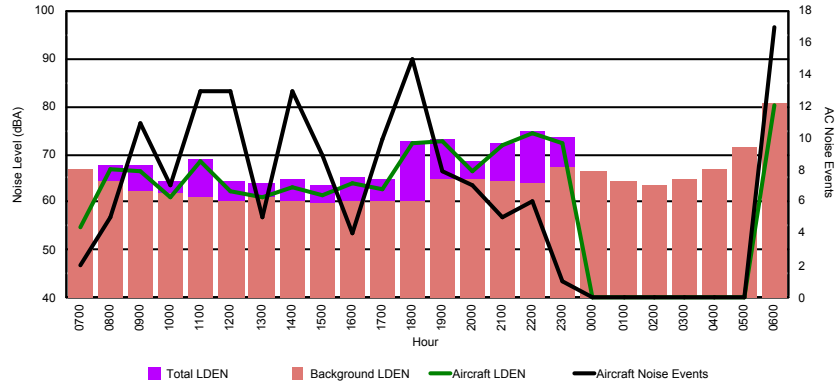

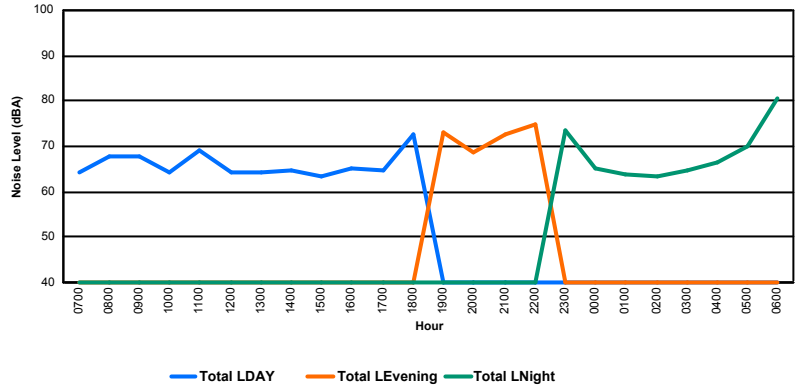

LE GOUVERNEMENT
DU GRAND-DUCHÉ DE LUXEMBOURG
Administration de la navigation aérienne

Luxembourg Airport

Noise Distribution by Hour

Between 24/05/2019 00:00:00 and 24/05/2019 23:59:59 (Local Time)

Day	Aircraft Events	Total LDEN dB (A)	Aircraft LDEN dB(A)	Background LDEN dB(A)	Total LDay dB(A)	Total LEvening dB(A)	Total LNight dB (A)
24/05/19 7:00	4	63.2	61.2	59.4	63.2	-	-
24/05/19 8:00	4	63.4	62.7	55.5	63.4	-	-
24/05/19 9:00	-	57.9	-	57.9	57.9	-	-
24/05/19 10:00	6	63.4	62.8	55.4	63.4	-	-
24/05/19 11:00	7	65.2	64.1	59.2	65.2	-	-
24/05/19 12:00	8	63.7	63.1	55.4	63.7	-	-
24/05/19 13:00	7	60.8	59.6	54.8	60.8	-	-
24/05/19 14:00	9	65.9	65.4	56.3	65.9	-	-
24/05/19 15:00	4	61.3	60.5	53.9	61.3	-	-
24/05/19 16:00	8	62.4	61.7	54.4	62.4	-	-
24/05/19 17:00	12	66.1	65.7	54.3	66.1	-	-
24/05/19 18:00	12	63.4	63.0	53.7	63.4	-	-
24/05/19 19:00	7	71.0	70.6	60.9	-	71.0	-
24/05/19 20:00	6	71.0	70.8	59.2	-	71.0	-
24/05/19 21:00	5	64.7	63.9	56.1	-	64.7	-
24/05/19 22:00	12	68.6	68.3	56.8	-	68.6	-
24/05/19 23:00	3	66.6	65.7	59.4	-	-	66.6
25/05/19 0:00	-	54.4	-	54.5	-	-	54.4
25/05/19 1:00	-	49.3	-	49.3	-	-	49.3
25/05/19 2:00	-	50.9	-	50.9	-	-	50.9
25/05/19 3:00	-	49.2	-	49.2	-	-	49.2
25/05/19 4:00	-	65.2	-	65.2	-	-	65.2
25/05/19 5:00	-	65.8	-	65.8	-	-	65.8
25/05/19 6:00	4	69.9	68.9	63.1	-	-	69.9
	118	**65.5**	**64.4**	**58.9**	**63.6**	**69.5**	**64.4**

Location: Roodt/Syr NMT # 1

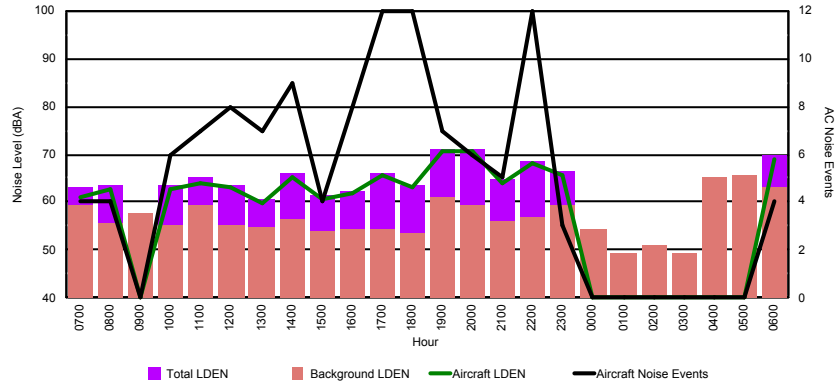

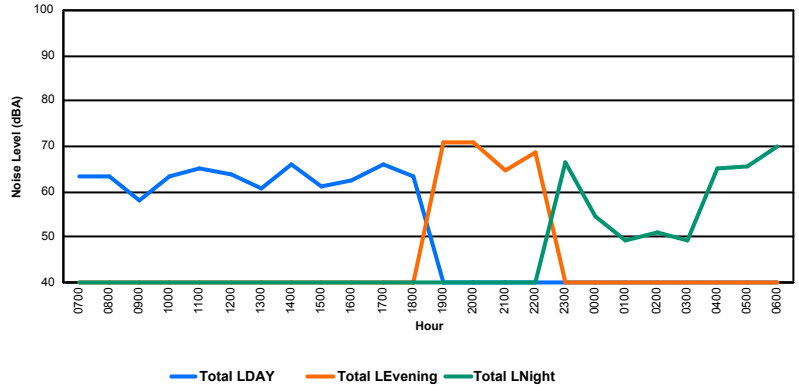

LE GOUVERNEMENT
DU GRAND-DUCHÉ DE LUXEMBOURG
Administration de la navigation aérienne

Luxembourg Airport

Noise Distribution by Hour

Between 24/05/2019 00:00:00 and 24/05/2019 23:59:59 (Local Time)

Day	Aircraft Events	Total LDEN dB (A)	Aircraft LDEN dB(A)	Background LDEN dB(A)	Total LDay dB(A)	Total LEvening dB(A)	Total LNight dB (A)
24/05/19 7:00	7	61.4	60.6	53.6	61.4	-	-
24/05/19 8:00	7	66.3	66.1	53.2	66.3	-	-
24/05/19 9:00	-	51.0	-	51.0	51.0	-	-
24/05/19 10:00	9	68.2	68.1	52.8	68.2	-	-
24/05/19 11:00	5	65.9	65.7	53.6	65.9	-	-
24/05/19 12:00	8	67.8	67.7	52.6	67.8	-	-
24/05/19 13:00	7	64.1	63.8	52.9	64.1	-	-
24/05/19 14:00	9	69.6	69.5	53.0	69.6	-	-
24/05/19 15:00	6	67.8	67.7	52.6	67.8	-	-
24/05/19 16:00	7	66.4	66.3	52.7	66.4	-	-
24/05/19 17:00	11	72.0	71.9	52.8	72.0	-	-
24/05/19 18:00	12	69.1	68.9	55.8	69.1	-	-
24/05/19 19:00	7	76.7	76.6	58.9	-	76.7	-
24/05/19 20:00	5	77.2	77.0	60.8	-	77.2	-
24/05/19 21:00	5	72.5	72.3	56.9	-	72.5	-
24/05/19 22:00	8	71.3	71.2	53.6	-	71.3	-
24/05/19 23:00	3	70.5	70.3	56.9	-	-	70.5
25/05/19 0:00	-	51.8	-	51.8	-	-	51.8
25/05/19 1:00	-	51.7	-	51.7	-	-	51.7
25/05/19 2:00	-	53.4	-	53.4	-	-	53.4
25/05/19 3:00	-	52.8	-	52.8	-	-	52.8
25/05/19 4:00	-	63.7	-	64.0	-	-	63.7
25/05/19 5:00	-	65.8	-	66.2	-	-	65.8
25/05/19 6:00	-	45.5	-	45.5	-	-	45.5
	116	**69.6**	**69.3**	**57.4**	**67.6**	**75.1**	**63.5**

Location: DVOR NMT # 2

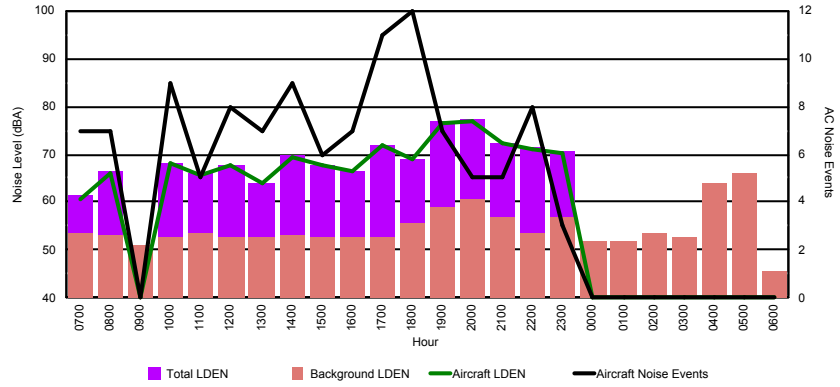

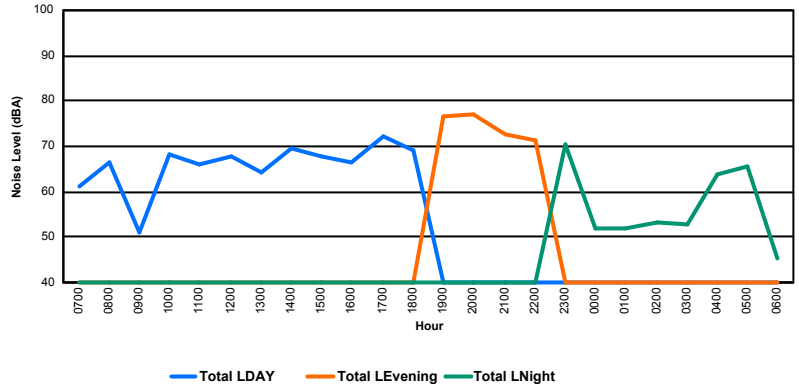

LE GOUVERNEMENT
DU GRAND-DUCHÉ DE LUXEMBOURG
Administration de la navigation aérienne

Luxembourg Airport

Noise Distribution by Hour

Between 24/05/2019 00:00:00 and 24/05/2019 23:59:59 (Local Time)

Day	Aircraft Events	Total LDEN dB (A)	Aircraft LDEN dB(A)	Background LDEN dB(A)	Total LDay dB(A)	Total LEvening dB(A)	Total LNight dB (A)
24/05/19 7:00	7	67.2	66.7	58.5	67.2	-	-
24/05/19 8:00	7	68.9	66.9	64.7	68.9	-	-
24/05/19 9:00	2	63.0	55.6	62.2	63.0	-	-
24/05/19 10:00	9	67.1	65.5	61.9	67.1	-	-
24/05/19 11:00	14	72.6	69.5	69.8	72.6	-	-
24/05/19 12:00	11	69.1	67.3	63.8	69.1	-	-
24/05/19 13:00	4	69.7	62.5	68.8	69.7	-	-
24/05/19 14:00	14	72.4	66.8	71.1	72.4	-	-
24/05/19 15:00	9	69.1	67.9	63.2	69.1	-	-
24/05/19 16:00	5	69.3	64.8	67.5	69.3	-	-
24/05/19 17:00	10	73.4	72.4	66.4	73.4	-	-
24/05/19 18:00	16	72.7	71.5	66.8	72.7	-	-
24/05/19 19:00	16	72.8	71.7	66.5	-	72.8	-
24/05/19 20:00	9	77.3	73.5	75.0	-	77.3	-
24/05/19 21:00	1	76.2	64.6	75.9	-	76.2	-
24/05/19 22:00	3	76.6	74.6	72.4	-	76.6	-
24/05/19 23:00	4	79.9	79.3	70.7	-	-	79.9
25/05/19 0:00	-	62.0	-	62.1	-	-	62.0
25/05/19 1:00	-	63.0	-	63.1	-	-	63.0
25/05/19 2:00	-	62.6	-	62.8	-	-	62.6
25/05/19 3:00	-	61.6	-	61.7	-	-	61.6
25/05/19 4:00	-	61.6	-	61.6	-	-	61.6
25/05/19 5:00	-	65.8	-	66.5	-	-	65.8
25/05/19 6:00	10	80.2	79.8	70.6	-	-	80.2
	151	**73.2**	**71.3**	**68.9**	**70.4**	**76.0**	**74.3**

Location: Mid Runway NMT # 3

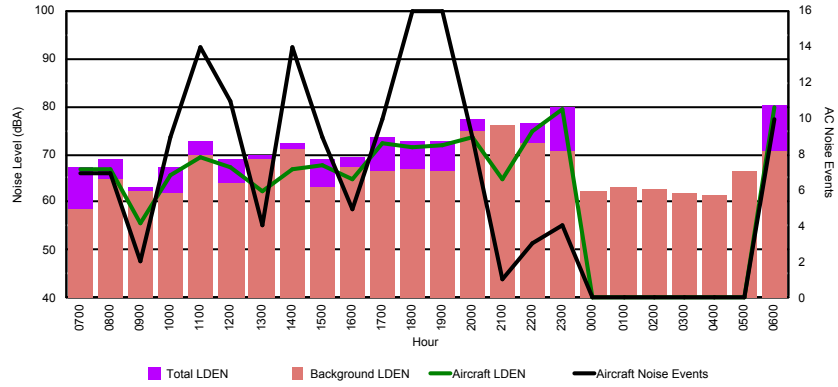

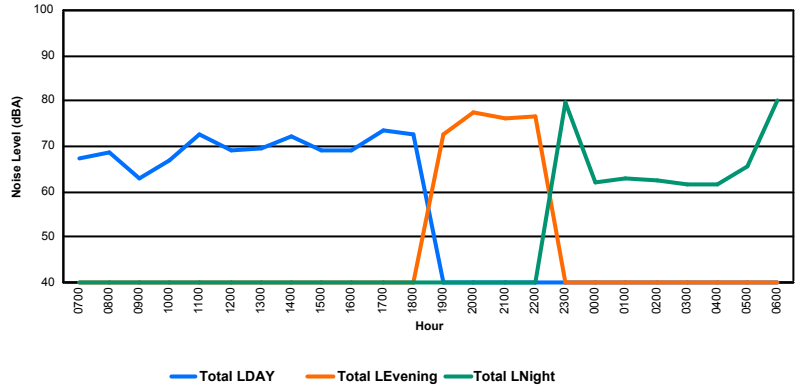

LE GOUVERNEMENT
DU GRAND-DUCHÉ DE LUXEMBOURG
Administration de la navigation aérienne

Luxembourg Airport

Noise Distribution by Hour

Between 24/05/2019 00:00:00 and 24/05/2019 23:59:59 (Local Time)

Day	Aircraft Events	Total LDEN dB (A)	Aircraft LDEN dB(A)	Background LDEN dB(A)	Total LDay dB(A)	Total LEvening dB(A)	Total LNight dB (A)
24/05/19 7:00	9	66.1	63.1	67.3	66.1	-	-
24/05/19 8:00	4	67.3	65.4	74.9	67.3	-	-
24/05/19 9:00	10	68.6	67.8	61.0	68.6	-	-
24/05/19 10:00	10	64.8	62.9	60.4	64.8	-	-
24/05/19 11:00	14	68.5	67.8	60.7	68.5	-	-
24/05/19 12:00	9	64.3	62.2	60.5	64.3	-	-
24/05/19 13:00	7	65.3	63.1	61.4	65.3	-	-
24/05/19 14:00	12	66.8	65.8	60.5	66.8	-	-
24/05/19 15:00	8	63.1	60.8	59.5	63.1	-	-
24/05/19 16:00	7	63.1	61.2	58.6	63.1	-	-
24/05/19 17:00	5	60.8	57.2	58.4	60.8	-	-
24/05/19 18:00	13	68.6	68.1	59.4	68.6	-	-
24/05/19 19:00	8	65.8	62.0	63.6	-	65.8	-
24/05/19 20:00	7	73.9	73.5	62.6	-	73.9	-
24/05/19 21:00	4	71.6	71.0	62.3	-	71.6	-
24/05/19 22:00	3	77.0	76.8	62.6	-	77.0	-
24/05/19 23:00	3	79.1	78.8	67.1	-	-	79.1
25/05/19 0:00	-	65.7	-	66.8	-	-	65.7
25/05/19 1:00	-	64.2	-	65.0	-	-	64.2
25/05/19 2:00	-	63.2	-	63.8	-	-	63.2
25/05/19 3:00	-	63.7	-	63.8	-	-	63.7
25/05/19 4:00	-	64.6	-	64.7	-	-	64.6
25/05/19 5:00	-	67.5	-	68.4	-	-	67.5
25/05/19 6:00	4	76.6	75.7	71.3	-	-	76.6
	137	**70.8**	**69.9**	**66.0**	**66.2**	**73.7**	**72.6**

Location: NDB-Hamm NMT # 4

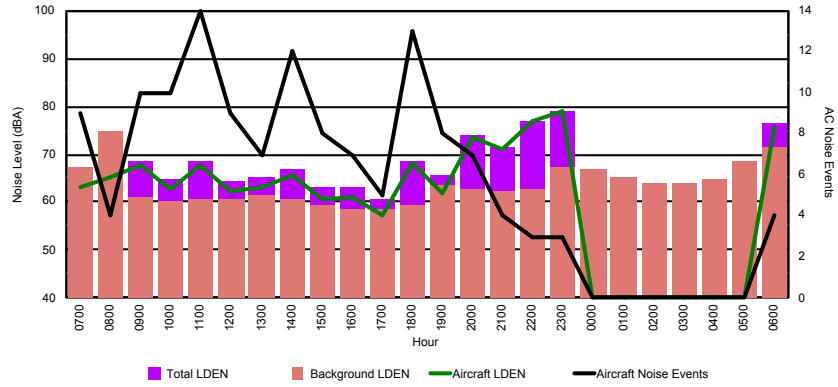

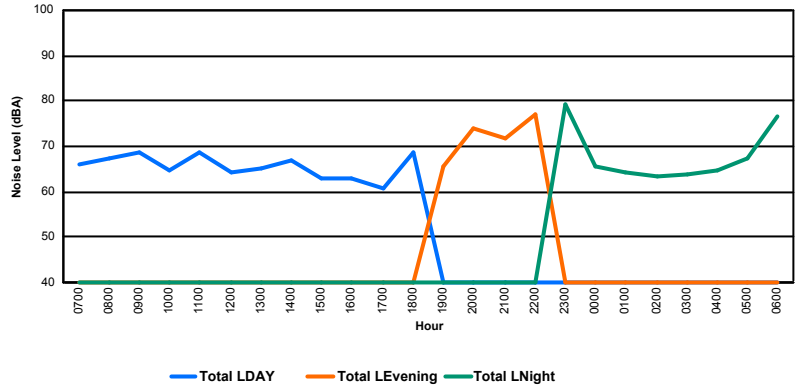

LE GOUVERNEMENT
DU GRAND-DUCHÉ DE LUXEMBOURG
Administration de la navigation aérienne

Luxembourg Airport

Noise Distribution by Hour

Between 25/05/2019 00:00:00 and 25/05/2019 23:59:59 (Local Time)

Day	Aircraft Events	Total LDEN dB (A)	Aircraft LDEN dB(A)	Background LDEN dB(A)	Total LDay dB(A)	Total LEvening dB(A)	Total LNight dB (A)
25/05/19 7:00	4	65.1	64.8	52.0	65.1	-	-
25/05/19 8:00	3	57.9	57.1	51.4	57.9	-	-
25/05/19 9:00	1	63.2	62.9	51.8	63.2	-	-
25/05/19 10:00	3	64.6	64.4	51.9	64.6	-	-
25/05/19 11:00	8	65.6	64.9	57.7	65.6	-	-
25/05/19 12:00	2	64.0	63.2	56.3	64.0	-	-
25/05/19 13:00	7	65.6	65.1	56.4	65.6	-	-
25/05/19 14:00	2	59.2	55.5	56.7	59.2	-	-
25/05/19 15:00	7	67.9	67.5	56.9	67.9	-	-
25/05/19 16:00	5	65.0	64.7	54.4	65.0	-	-
25/05/19 17:00	6	62.1	61.5	53.5	62.1	-	-
25/05/19 18:00	7	63.9	62.6	58.0	63.9	-	-
25/05/19 19:00	3	67.7	67.2	57.7	-	67.7	-
25/05/19 20:00	3	64.1	63.4	55.9	-	64.1	-
25/05/19 21:00	2	62.7	61.7	55.7	-	62.7	-
25/05/19 22:00	7	66.8	66.4	55.6	-	66.8	-
25/05/19 23:00	5	74.1	74.0	58.0	-	-	74.1
26/05/19 0:00	-	56.0	-	56.1	-	-	56.0
26/05/19 1:00	-	54.3	-	54.4	-	-	54.3
26/05/19 2:00	-	51.8	-	51.8	-	-	51.8
26/05/19 3:00	-	50.1	-	50.1	-	-	50.1
26/05/19 4:00	-	56.7	-	56.7	-	-	56.7
26/05/19 5:00	1	72.8	72.2	63.5	-	-	72.8
26/05/19 6:00	1	65.7	64.6	58.9	-	-	65.7
	77	**66.1**	**65.6**	**56.6**	**64.4**	**65.8**	**67.9**

Location: Roodt/Syr NMT # 1

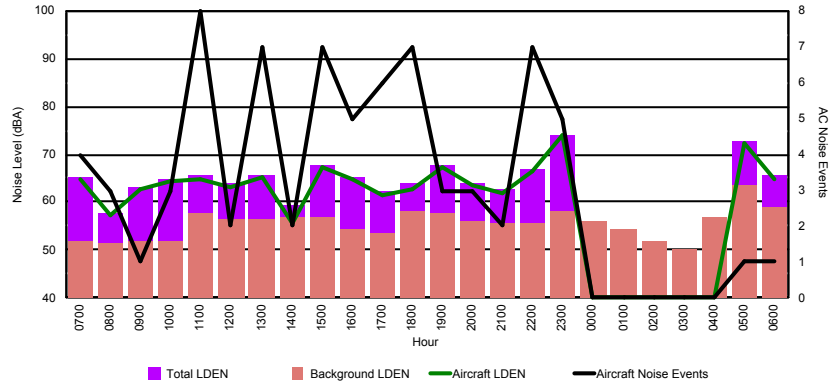

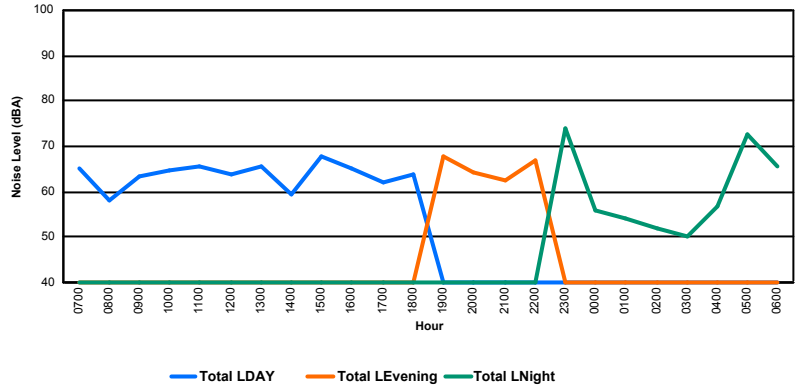

LE GOUVERNEMENT
DU GRAND-DUCHÉ DE LUXEMBOURG
Administration de la navigation aérienne

Luxembourg Airport

Noise Distribution by Hour

Between 25/05/2019 00:00:00 and 25/05/2019 23:59:59 (Local Time)

Day	Aircraft Events	Total LDEN dB (A)	Aircraft LDEN dB(A)	Background LDEN dB(A)	Total LDay dB(A)	Total LEvening dB(A)	Total LNight dB (A)
25/05/19 7:00	3	67.6	67.5	46.9	67.6	-	-
25/05/19 8:00	4	59.4	58.6	51.8	59.4	-	-
25/05/19 9:00	3	65.6	65.5	49.9	65.6	-	-
25/05/19 10:00	5	66.8	66.7	51.0	66.8	-	-
25/05/19 11:00	11	68.9	68.8	52.7	68.9	-	-
25/05/19 12:00	7	67.5	67.4	51.4	67.5	-	-
25/05/19 13:00	11	68.8	68.7	53.1	68.8	-	-
25/05/19 14:00	2	59.2	58.2	52.6	59.2	-	-
25/05/19 15:00	7	73.3	73.2	56.0	73.3	-	-
25/05/19 16:00	5	69.3	69.2	52.6	69.3	-	-
25/05/19 17:00	7	68.2	68.0	54.8	68.2	-	-
25/05/19 18:00	7	69.0	68.9	53.2	69.0	-	-
25/05/19 19:00	3	71.6	71.4	58.0	-	71.6	-
25/05/19 20:00	3	70.3	70.2	55.5	-	70.3	-
25/05/19 21:00	2	66.7	66.2	56.7	-	66.7	-
25/05/19 22:00	6	72.3	72.2	55.4	-	72.3	-
25/05/19 23:00	5	81.9	81.9	58.5	-	-	81.9
26/05/19 0:00	-	53.7	-	53.7	-	-	53.7
26/05/19 1:00	-	52.6	-	52.6	-	-	52.6
26/05/19 2:00	-	50.2	-	50.2	-	-	50.2
26/05/19 3:00	-	41.5	-	41.5	-	-	41.5
26/05/19 4:00	-	49.6	-	49.6	-	-	49.6
26/05/19 5:00	-	48.6	-	48.6	-	-	48.6
26/05/19 6:00	-	58.2	-	58.3	-	-	58.2
	91	**70.7**	**70.7**	**54.1**	**68.3**	**70.7**	**72.9**

Location: DVOR NMT # 2

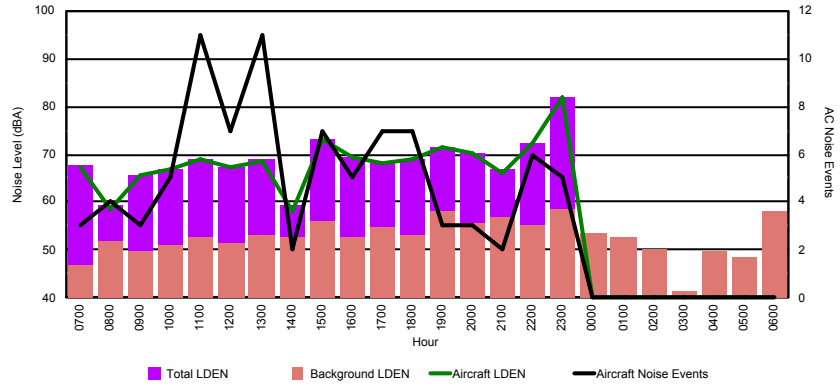

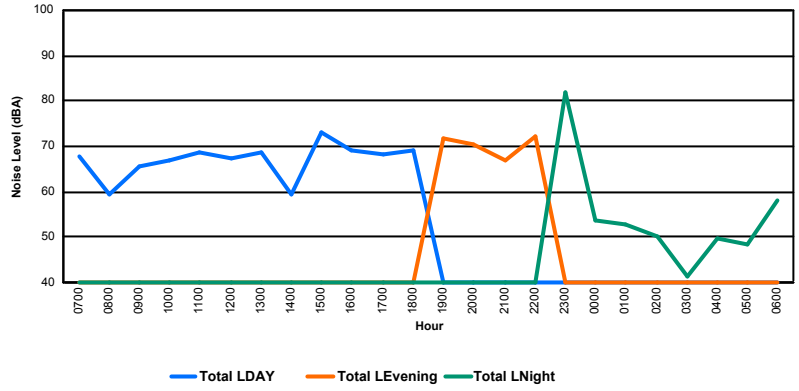

LE GOUVERNEMENT
DU GRAND-DUCHÉ DE LUXEMBOURG
Administration de la navigation aérienne

Luxembourg Airport

Noise Distribution by Hour

Between 25/05/2019 00:00:00 and 25/05/2019 23:59:59 (Local Time)

Day	Aircraft Events	Total LDEN dB (A)	Aircraft LDEN dB(A)	Background LDEN dB(A)	Total LDay dB(A)	Total LEvening dB(A)	Total LNight dB (A)
25/05/19 7:00	6	70.0	69.5	61.1	70.0	-	-
25/05/19 8:00	4	66.3	64.7	61.5	66.3	-	-
25/05/19 9:00	4	67.6	66.9	60.0	67.6	-	-
25/05/19 10:00	8	71.6	70.8	63.9	71.6	-	-
25/05/19 11:00	15	73.4	73.1	61.0	73.4	-	-
25/05/19 12:00	9	70.3	69.2	63.5	70.3	-	-
25/05/19 13:00	17	71.9	71.5	62.0	71.9	-	-
25/05/19 14:00	7	68.4	65.4	65.6	68.4	-	-
25/05/19 15:00	8	78.1	67.6	77.8	78.1	-	-
25/05/19 16:00	13	65.9	64.2	61.2	65.9	-	-
25/05/19 17:00	7	70.8	69.3	65.4	70.8	-	-
25/05/19 18:00	6	71.3	65.2	70.1	71.3	-	-
25/05/19 19:00	8	76.8	76.1	68.9	-	76.8	-
25/05/19 20:00	2	67.8	64.7	63.8	-	67.8	-
25/05/19 21:00	2	75.2	73.3	70.8	-	75.2	-
25/05/19 22:00	3	73.8	72.7	67.4	-	73.8	-
25/05/19 23:00	-	73.2	-	73.2	-	-	73.2
26/05/19 0:00	-	57.0	-	57.0	-	-	57.0
26/05/19 1:00	-	67.1	-	67.1	-	-	67.1
26/05/19 2:00	-	60.5	-	60.6	-	-	60.5
26/05/19 3:00	-	66.2	-	66.2	-	-	66.2
26/05/19 4:00	-	61.9	-	61.9	-	-	61.9
26/05/19 5:00	1	70.6	69.3	64.7	-	-	70.6
26/05/19 6:00	7	81.0	79.8	75.3	-	-	81.0
	127	**72.9**	**70.7**	**68.9**	**71.8**	**74.4**	**73.3**

Location: Mid Runway NMT # 3

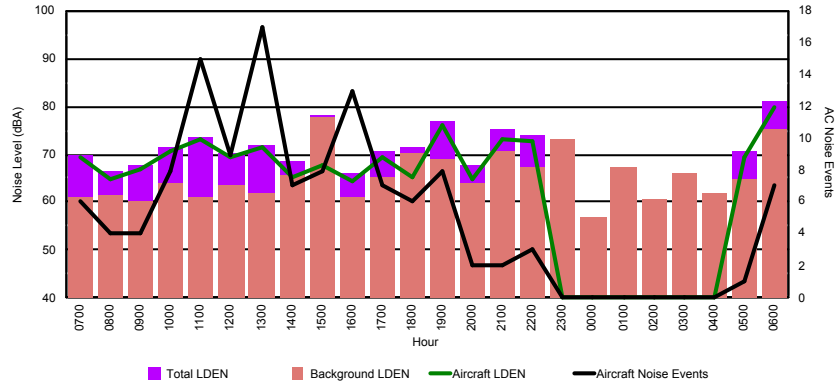

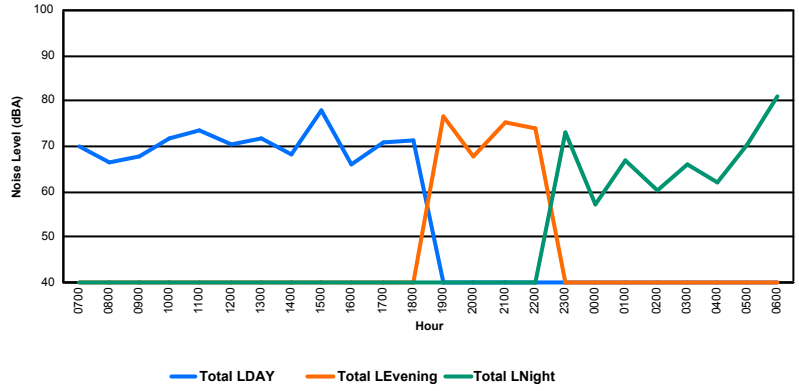

LE GOUVERNEMENT
DU GRAND-DUCHÉ DE LUXEMBOURG
Administration de la navigation aérienne

Luxembourg Airport

Noise Distribution by Hour

Between 25/05/2019 00:00:00 and 25/05/2019 23:59:59 (Local Time)

Day	Aircraft Events	Total LDEN dB (A)	Aircraft LDEN dB(A)	Background LDEN dB(A)	Total LDay dB(A)	Total LEvening dB(A)	Total LNight dB (A)
25/05/19 7:00	7	64.6	63.2	61.8	64.6	-	-
25/05/19 8:00	3	69.0	68.4	61.4	69.0	-	-
25/05/19 9:00	4	62.9	60.3	59.5	62.9	-	-
25/05/19 10:00	10	66.9	65.9	60.4	66.9	-	-
25/05/19 11:00	9	65.7	64.9	58.2	65.7	-	-
25/05/19 12:00	9	68.1	67.8	57.1	68.1	-	-
25/05/19 13:00	3	64.8	63.6	58.9	64.8	-	-
25/05/19 14:00	7	64.9	63.9	58.5	64.9	-	-
25/05/19 15:00	6	68.1	67.6	58.5	68.1	-	-
25/05/19 16:00	3	59.4	55.2	57.4	59.4	-	-
25/05/19 17:00	6	67.7	67.4	56.1	67.7	-	-
25/05/19 18:00	6	68.6	68.4	56.7	68.6	-	-
25/05/19 19:00	6	73.7	73.4	61.4	-	73.7	-
25/05/19 20:00	1	62.3	54.1	61.6	-	62.3	-
25/05/19 21:00	2	70.7	70.4	60.3	-	70.7	-
25/05/19 22:00	3	71.9	71.5	61.5	-	71.9	-
25/05/19 23:00	-	66.3	-	66.4	-	-	66.3
26/05/19 0:00	-	65.1	-	66.3	-	-	65.1
26/05/19 1:00	-	63.7	-	64.6	-	-	63.7
26/05/19 2:00	-	61.8	-	62.1	-	-	61.8
26/05/19 3:00	-	61.5	-	61.5	-	-	61.5
26/05/19 4:00	-	61.8	-	61.9	-	-	61.8
26/05/19 5:00	1	65.4	54.8	65.1	-	-	65.4
26/05/19 6:00	10	76.0	75.6	65.2	-	-	76.0
	96	**68.4**	**67.3**	**62.0**	**66.6**	**71.2**	**68.6**

Location: NDB-Hamm NMT # 4

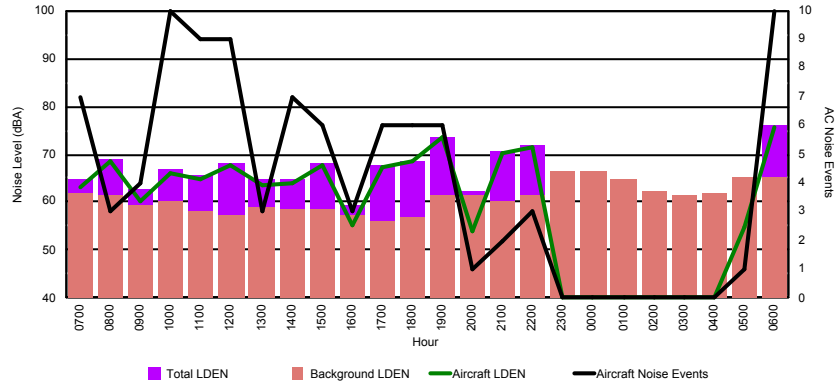

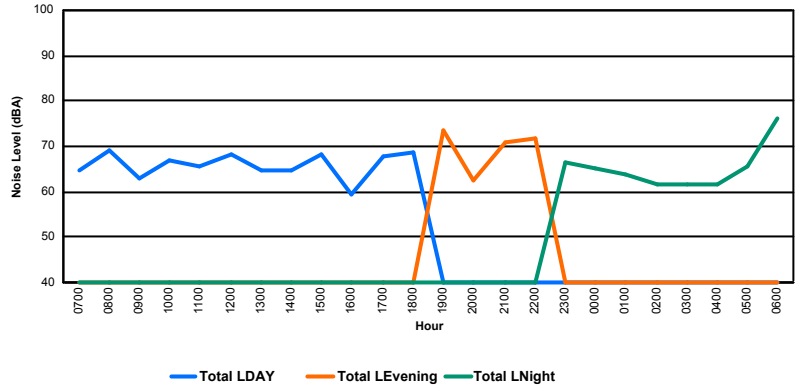

LE GOUVERNEMENT
DU GRAND-DUCHÉ DE LUXEMBOURG
Administration de la navigation aérienne

Luxembourg Airport

Noise Distribution by Hour

Between 26/05/2019 00:00:00 and 26/05/2019 23:59:59 (Local Time)

Day	Aircraft Events	Total LDEN dB (A)	Aircraft LDEN dB(A)	Background LDEN dB(A)	Total LDay dB(A)	Total LEvening dB(A)	Total LNight dB (A)
26/05/19 7:00	2	60.1	59.7	49.9	60.1	-	-
26/05/19 8:00	3	66.7	66.6	50.9	66.7	-	-
26/05/19 9:00	5	64.5	62.4	60.4	64.5	-	-
26/05/19 10:00	5	64.6	64.2	54.5	64.6	-	-
26/05/19 11:00	10	63.1	62.6	54.3	63.1	-	-
26/05/19 12:00	3	59.0	57.8	53.0	59.0	-	-
26/05/19 13:00	7	66.9	66.6	55.1	66.9	-	-
26/05/19 14:00	4	65.5	65.1	55.3	65.5	-	-
26/05/19 15:00	9	62.8	62.1	54.7	62.8	-	-
26/05/19 16:00	6	62.7	62.2	53.8	62.7	-	-
26/05/19 17:00	11	66.0	65.7	54.0	66.0	-	-
26/05/19 18:00	10	67.6	67.4	55.3	67.6	-	-
26/05/19 19:00	7	72.4	72.1	60.3	-	72.4	-
26/05/19 20:00	6	69.8	69.5	57.0	-	69.8	-
26/05/19 21:00	2	68.7	68.5	55.1	-	68.7	-
26/05/19 22:00	15	70.1	70.0	56.2	-	70.1	-
26/05/19 23:00	3	70.0	69.7	58.5	-	-	70.0
27/05/19 0:00	1	73.3	73.2	55.6	-	-	73.3
27/05/19 1:00	1	71.2	71.1	52.5	-	-	71.2
27/05/19 2:00	-	60.9	-	60.9	-	-	60.9
27/05/19 3:00	-	53.9	-	53.9	-	-	53.9
27/05/19 4:00	-	58.6	-	58.7	-	-	58.6
27/05/19 5:00	1	73.1	72.3	65.5	-	-	73.1
27/05/19 6:00	1	70.6	70.1	61.0	-	-	70.6
	112	**68.2**	**67.8**	**57.8**	**64.8**	**70.5**	**69.9**

Location: Roodt/Syr NMT # 1

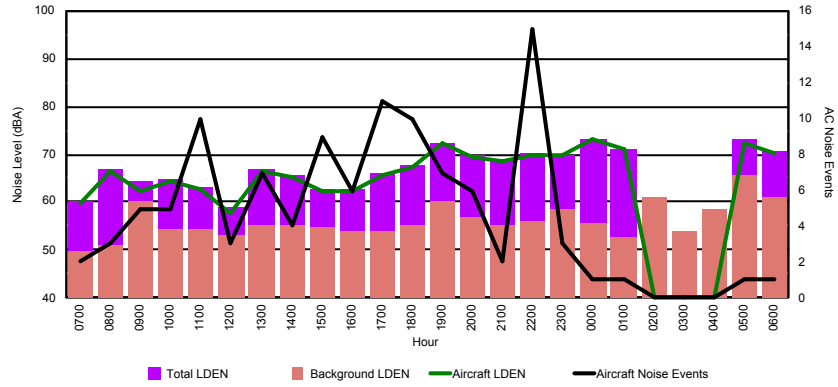

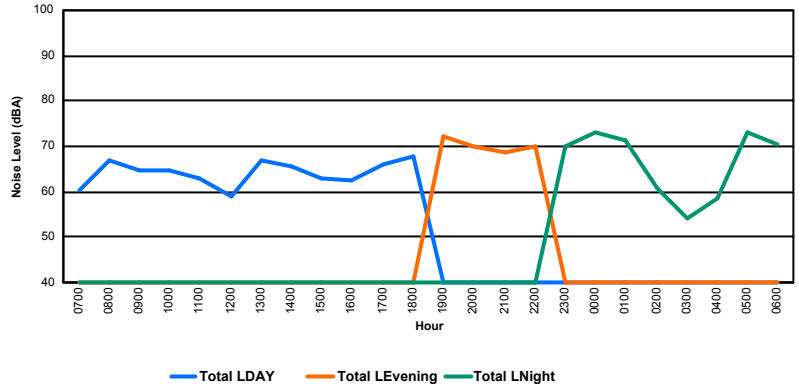

LE GOUVERNEMENT
DU GRAND-DUCHÉ DE LUXEMBOURG
Administration de la navigation aérienne

Luxembourg Airport

Noise Distribution by Hour

Between 26/05/2019 00:00:00 and 26/05/2019 23:59:59 (Local Time)

Day	Aircraft Events	Total LDEN dB (A)	Aircraft LDEN dB(A)	Background LDEN dB(A)	Total LDay dB(A)	Total LEvening dB(A)	Total LNight dB (A)
26/05/19 7:00	2	65.1	64.4	57.4	65.1	-	-
26/05/19 8:00	3	73.9	73.9	51.2	73.9	-	-
26/05/19 9:00	5	67.3	67.1	53.2	67.3	-	-
26/05/19 10:00	5	71.4	71.4	53.7	71.4	-	-
26/05/19 11:00	9	68.4	68.2	55.5	68.4	-	-
26/05/19 12:00	2	61.4	60.8	53.0	61.4	-	-
26/05/19 13:00	7	70.3	70.3	53.4	70.3	-	-
26/05/19 14:00	5	71.2	71.1	53.5	71.2	-	-
26/05/19 15:00	9	67.6	67.4	54.7	67.6	-	-
26/05/19 16:00	5	66.2	65.9	54.0	66.2	-	-
26/05/19 17:00	11	71.5	71.4	53.6	71.5	-	-
26/05/19 18:00	11	76.5	76.5	55.8	76.5	-	-
26/05/19 19:00	6	78.7	78.7	58.9	-	78.7	-
26/05/19 20:00	6	75.3	75.2	59.3	-	75.3	-
26/05/19 21:00	2	75.9	75.9	58.3	-	75.9	-
26/05/19 22:00	15	74.0	73.9	58.7	-	74.0	-
26/05/19 23:00	3	74.9	74.7	61.0	-	-	74.9
27/05/19 0:00	1	82.2	82.2	57.8	-	-	82.2
27/05/19 1:00	1	77.6	77.5	55.2	-	-	77.6
27/05/19 2:00	-	56.6	-	56.6	-	-	56.6
27/05/19 3:00	-	58.5	-	58.5	-	-	58.5
27/05/19 4:00	-	62.9	-	63.0	-	-	62.9
27/05/19 5:00	1	78.6	78.3	67.7	-	-	78.6
27/05/19 6:00	2	75.7	75.3	65.8	-	-	75.7
	111	**74.6**	**74.5**	**59.5**	**70.9**	**76.3**	**76.6**

Location: DVOR NMT # 2

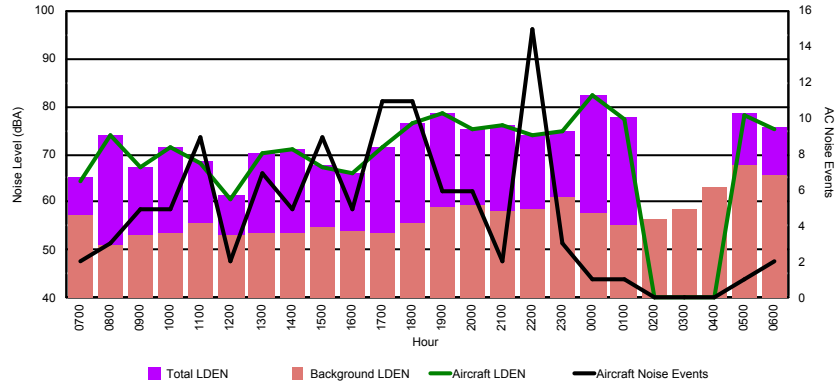

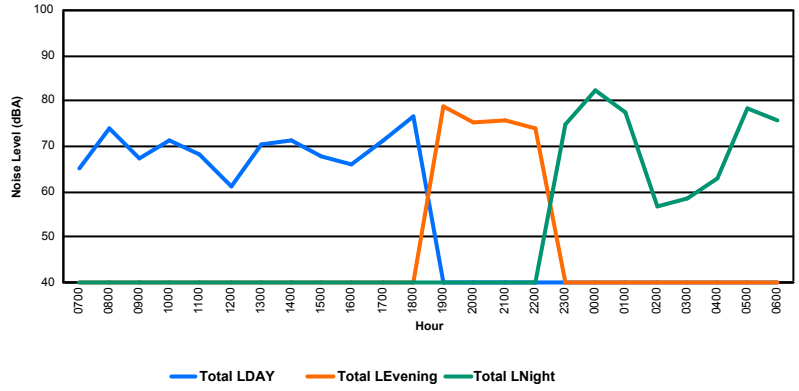

LE GOUVERNEMENT
DU GRAND-DUCHÉ DE LUXEMBOURG
Administration de la navigation aérienne

Luxembourg Airport

Noise Distribution by Hour

Between 26/05/2019 00:00:00 and 26/05/2019 23:59:59 (Local Time)

Day	Aircraft Events	Total LDEN dB (A)	Aircraft LDEN dB(A)	Background LDEN dB(A)	Total LDay dB(A)	Total LEvening dB(A)	Total LNight dB (A)
26/05/19 7:00	7	70.5	70.2	60.1	70.5	-	-
26/05/19 8:00	3	68.0	65.4	64.6	68.0	-	-
26/05/19 9:00	5	70.0	69.0	63.0	70.0	-	-
26/05/19 10:00	5	68.6	65.5	65.6	68.6	-	-
26/05/19 11:00	3	69.6	67.2	65.8	69.6	-	-
26/05/19 12:00	6	68.0	66.1	63.6	68.0	-	-
26/05/19 13:00	5	74.7	62.7	74.5	74.7	-	-
26/05/19 14:00	6	66.9	63.7	64.2	66.9	-	-
26/05/19 15:00	7	67.8	63.2	66.0	67.8	-	-
26/05/19 16:00	10	72.2	67.5	70.4	72.2	-	-
26/05/19 17:00	3	74.2	60.1	74.1	74.2	-	-
26/05/19 18:00	14	72.7	69.6	69.8	72.7	-	-
26/05/19 19:00	5	77.1	75.0	72.9	-	77.1	-
26/05/19 20:00	5	74.1	73.1	67.2	-	74.1	-
26/05/19 21:00	1	77.9	70.4	77.0	-	77.9	-
26/05/19 22:00	3	75.0	71.9	72.3	-	75.0	-
26/05/19 23:00	2	81.1	80.9	68.3	-	-	81.1
27/05/19 0:00	-	71.3	-	71.4	-	-	71.3
27/05/19 1:00	-	73.0	-	73.0	-	-	73.0
27/05/19 2:00	-	57.8	-	57.9	-	-	57.8
27/05/19 3:00	-	59.8	-	59.8	-	-	59.8
27/05/19 4:00	-	61.7	-	61.7	-	-	61.7
27/05/19 5:00	-	66.9	-	67.0	-	-	66.9
27/05/19 6:00	13	80.6	79.5	74.4	-	-	80.6
	103	**74.0**	**71.6**	**70.4**	**71.0**	**76.3**	**75.5**

Location: Mid Runway NMT # 3

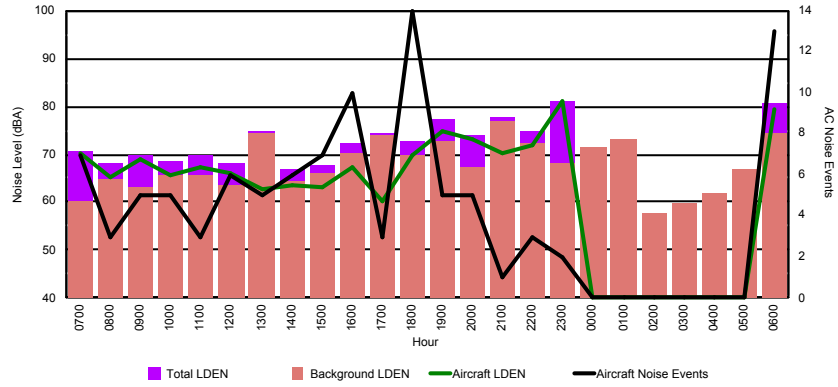

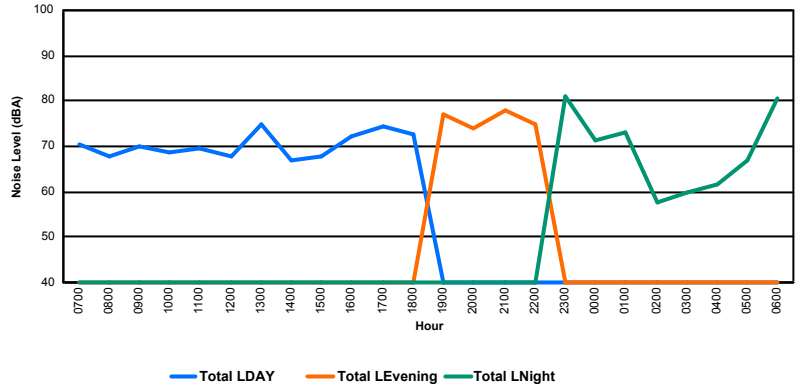

LE GOUVERNEMENT
DU GRAND-DUCHÉ DE LUXEMBOURG
Administration de la navigation aérienne

Luxembourg Airport

Noise Distribution by Hour

Between 26/05/2019 00:00:00 and 26/05/2019 23:59:59 (Local Time)

Day	Aircraft Events	Total LDEN dB (A)	Aircraft LDEN dB(A)	Background LDEN dB(A)	Total LDay dB(A)	Total LEvening dB(A)	Total LNight dB (A)
26/05/19 7:00	5	68.1	67.9	53.6	68.1	-	-
26/05/19 8:00	3	63.4	62.9	54.4	63.4	-	-
26/05/19 9:00	6	66.7	66.3	55.7	66.7	-	-
26/05/19 10:00	7	63.4	62.7	55.7	63.4	-	-
26/05/19 11:00	5	66.0	65.4	57.4	66.0	-	-
26/05/19 12:00	7	62.2	61.1	56.1	62.2	-	-
26/05/19 13:00	5	60.2	58.7	55.0	60.2	-	-
26/05/19 14:00	7	58.8	56.2	55.4	58.8	-	-
26/05/19 15:00	4	60.9	59.9	54.5	60.9	-	-
26/05/19 16:00	9	70.6	70.5	55.6	70.6	-	-
26/05/19 17:00	6	60.1	57.9	56.1	60.1	-	-
26/05/19 18:00	14	69.3	69.1	56.7	69.3	-	-
26/05/19 19:00	6	73.9	73.6	61.1	-	73.9	-
26/05/19 20:00	4	70.0	69.4	61.0	-	70.0	-
26/05/19 21:00	6	72.6	72.2	61.4	-	72.6	-
26/05/19 22:00	1	70.4	70.0	59.8	-	70.4	-
26/05/19 23:00	2	78.1	78.0	63.4	-	-	78.1
27/05/19 0:00	-	61.6	-	61.9	-	-	61.6
27/05/19 1:00	-	60.7	-	61.0	-	-	60.7
27/05/19 2:00	-	60.9	-	61.2	-	-	60.9
27/05/19 3:00	-	62.5	-	62.6	-	-	62.5
27/05/19 4:00	-	63.9	-	64.0	-	-	63.9
27/05/19 5:00	-	66.5	-	67.0	-	-	66.5
27/05/19 6:00	14	75.2	74.4	71.2	-	-	75.2
	111	**69.6**	**69.0**	**62.0**	**65.8**	**72.0**	**71.4**

Location: NDB-Hamm NMT # 4

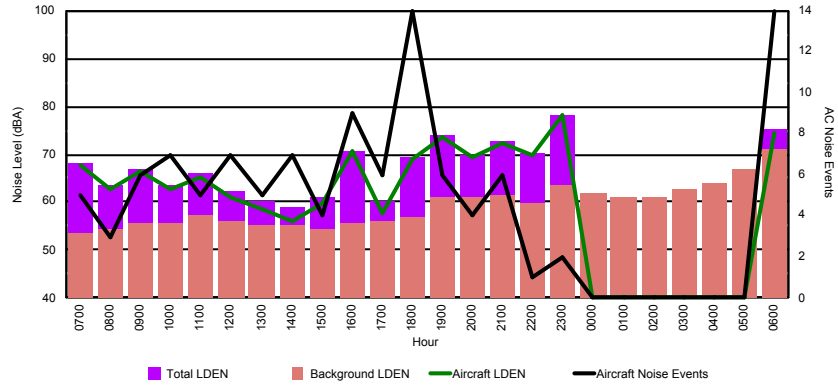

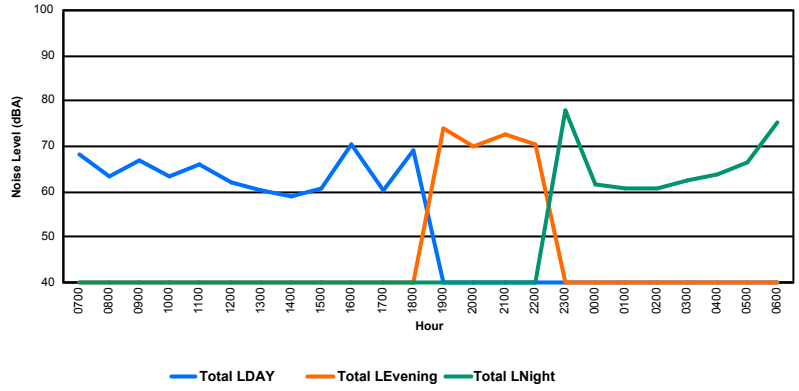

LE GOUVERNEMENT
DU GRAND-DUCHÉ DE LUXEMBOURG
Administration de la navigation aérienne

Luxembourg Airport

Noise Distribution by Hour

Between 27/05/2019 00:00:00 and 27/05/2019 23:59:59 (Local Time)

Day	Aircraft Events	Total LDEN dB (A)	Aircraft LDEN dB(A)	Background LDEN dB(A)	Total LDay dB(A)	Total LEvening dB(A)	Total LNight dB (A)
27/05/19 7:00	4	63.7	63.3	53.8	63.7	-	-
27/05/19 8:00	3	59.4	57.7	54.6	59.4	-	-
27/05/19 9:00	11	65.5	65.1	55.4	65.5	-	-
27/05/19 10:00	9	63.3	62.1	57.6	63.3	-	-
27/05/19 11:00	5	60.7	59.1	55.7	60.7	-	-
27/05/19 12:00	7	67.5	67.0	58.4	67.5	-	-
27/05/19 13:00	4	63.7	63.0	55.9	63.7	-	-
27/05/19 14:00	7	63.5	62.2	58.0	63.5	-	-
27/05/19 15:00	10	66.3	66.0	55.1	66.3	-	-
27/05/19 16:00	8	63.3	62.7	54.5	63.3	-	-
27/05/19 17:00	9	63.4	62.9	54.3	63.4	-	-
27/05/19 18:00	10	66.6	66.3	54.5	66.6	-	-
27/05/19 19:00	6	70.8	70.6	57.6	-	70.8	-
27/05/19 20:00	7	68.0	67.7	57.1	-	68.0	-
27/05/19 21:00	10	71.8	71.8	56.2	-	71.8	-
27/05/19 22:00	15	70.4	70.2	56.2	-	70.4	-
27/05/19 23:00	1	72.5	72.3	57.5	-	-	72.5
28/05/19 0:50	-	53.8	-	53.8	-	-	53.8
28/05/19 1:00	1	61.4	60.8	51.9	-	-	61.4
28/05/19 2:00	-	56.4	-	56.4	-	-	56.4
28/05/19 3:00	-	56.2	-	56.2	-	-	56.2
28/05/19 4:00	-	66.7	-	66.7	-	-	66.7
28/05/19 5:00	-	71.1	-	71.2	-	-	71.1
28/05/19 6:00	-	64.8	-	64.9	-	-	64.8
	127	**67.1**	**65.9**	**61.0**	**64.5**	**70.5**	**67.5**

Location: Roodt/Syr NMT # 1

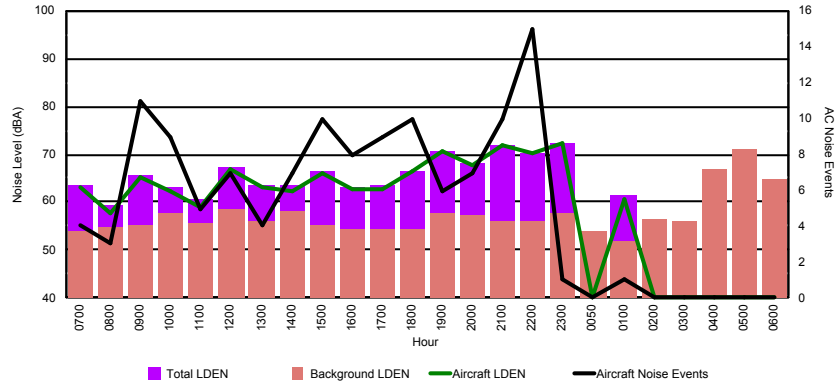

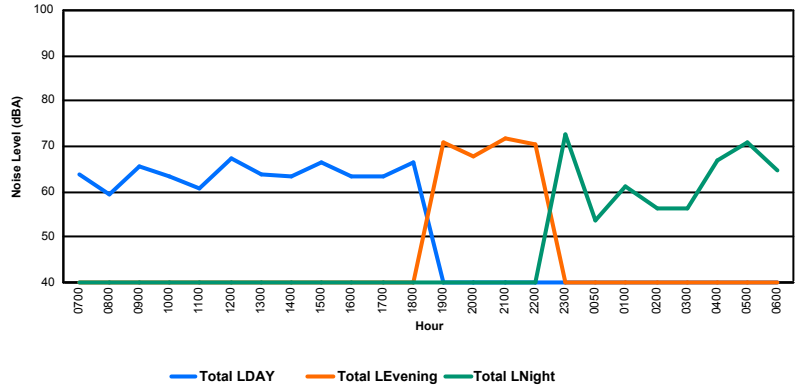

LE GOUVERNEMENT
DU GRAND-DUCHÉ DE LUXEMBOURG
Administration de la navigation aérienne

Luxembourg Airport

Noise Distribution by Hour

Between 27/05/2019 00:00:00 and 27/05/2019 23:59:59 (Local Time)

Day	Aircraft Events	Total LDEN dB (A)	Aircraft LDEN dB(A)	Background LDEN dB(A)	Total LDay dB(A)	Total LEvening dB(A)	Total LNight dB (A)
27/05/19 7:00	6	69.7	69.5	55.9	69.7	-	-
27/05/19 8:00	2	65.3	64.9	55.6	65.3	-	-
27/05/19 9:00	11	71.6	71.5	55.4	71.6	-	-
27/05/19 10:00	9	68.5	68.4	55.1	68.5	-	-
27/05/19 11:00	5	65.5	65.2	54.4	65.5	-	-
27/05/19 12:00	7	73.7	73.7	55.2	73.7	-	-
27/05/19 13:00	2	59.5	58.1	53.9	59.5	-	-
27/05/19 14:00	7	68.1	67.8	54.9	68.1	-	-
27/05/19 15:00	10	71.4	71.4	55.1	71.4	-	-
27/05/19 16:00	8	68.4	68.3	54.0	68.4	-	-
27/05/19 17:00	9	68.7	68.5	54.6	68.7	-	-
27/05/19 18:00	11	71.6	71.5	55.8	71.6	-	-
27/05/19 19:00	6	77.5	77.5	58.4	-	77.5	-
27/05/19 20:00	7	72.3	72.2	57.5	-	72.3	-
27/05/19 21:00	9	75.5	75.4	59.8	-	75.5	-
27/05/19 22:00	19	76.5	76.5	59.9	-	76.5	-
27/05/19 23:00	1	76.4	76.3	58.5	-	-	76.4
28/05/19 0:00	-	53.3	-	53.3	-	-	53.3
28/05/19 1:00	2	68.7	68.4	56.4	-	-	68.7
28/05/19 2:00	-	58.5	-	58.6	-	-	58.5
28/05/19 3:00	-	51.5	-	51.5	-	-	51.5
28/05/19 4:00	-	47.9	-	47.9	-	-	47.9
28/05/19 5:00	-	49.3	-	49.3	-	-	49.3
28/05/19 6:00	-	49.2	-	49.2	-	-	49.2
	131	**71.2**	**71.1**	**56.0**	**69.7**	**75.8**	**68.2**

Location: DVOR NMT # 2

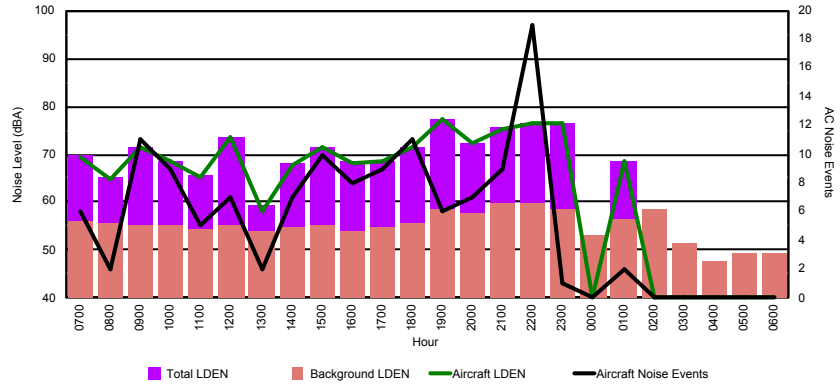

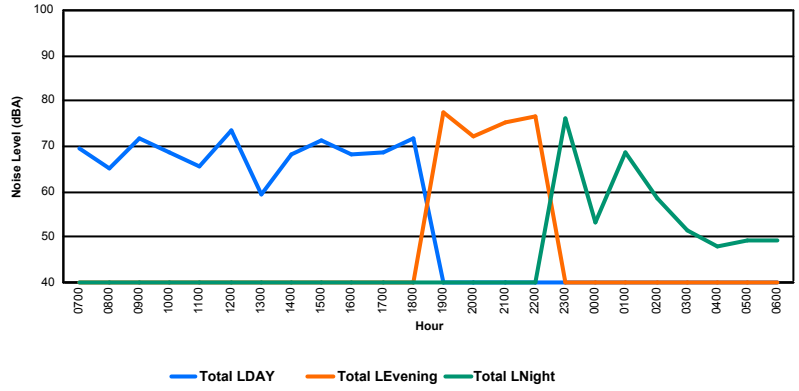

LE GOUVERNEMENT
DU GRAND-DUCHÉ DE LUXEMBOURG
Administration de la navigation aérienne

Luxembourg Airport

Noise Distribution by Hour

Between 27/05/2019 00:00:00 and 27/05/2019 23:59:59 (Local Time)

Day	Aircraft Events	Total LDEN dB (A)	Aircraft LDEN dB(A)	Background LDEN dB(A)	Total LDay dB(A)	Total LEvening dB(A)	Total LNight dB (A)
27/05/19 7:00	2	61.2	57.7	58.9	61.2	-	-
27/05/19 8:00	6	71.0	66.8	68.9	71.0	-	-
27/05/19 9:00	7	70.2	69.3	62.9	70.2	-	-
27/05/19 10:00	10	72.0	69.8	68.3	72.0	-	-
27/05/19 11:00	6	69.7	65.9	67.4	69.7	-	-
27/05/19 12:00	12	71.4	68.9	67.8	71.4	-	-
27/05/19 13:00	7	68.3	66.9	62.7	68.3	-	-
27/05/19 14:00	12	66.9	65.8	60.7	66.9	-	-
27/05/19 15:00	18	72.3	71.4	65.0	72.3	-	-
27/05/19 16:00	12	67.8	67.3	58.4	67.8	-	-
27/05/19 17:00	19	71.1	70.0	64.9	71.1	-	-
27/05/19 18:00	22	72.9	72.0	65.8	72.9	-	-
27/05/19 19:00	14	72.7	72.0	65.1	-	72.7	-
27/05/19 20:00	12	77.4	77.3	60.3	-	77.4	-
27/05/19 21:00	16	79.0	78.0	72.2	-	79.0	-
27/05/19 22:00	20	79.0	76.0	76.1	-	79.0	-
27/05/19 23:00	1	85.4	84.4	78.5	-	-	85.4
28/05/19 0:00	-	57.0	-	57.0	-	-	57.0
28/05/19 1:00	1	61.5	57.3	59.5	-	-	61.5
28/05/19 2:00	-	59.6	-	59.6	-	-	59.6
28/05/19 3:00	-	62.0	-	62.0	-	-	62.0
28/05/19 4:00	-	59.8	-	59.8	-	-	59.8
28/05/19 5:00	-	61.8	-	61.8	-	-	61.8
28/05/19 6:00	10	82.4	81.3	76.2	-	-	82.4
	207	**75.7**	**74.5**	**69.7**	**70.4**	**77.6**	**78.2**

Location: Mid Runway NMT # 3

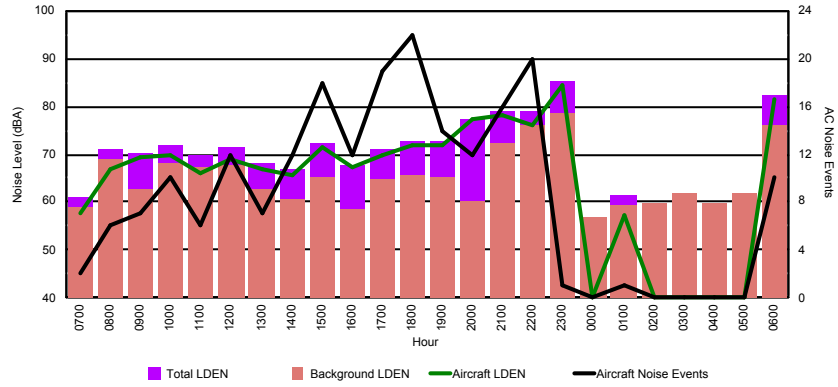

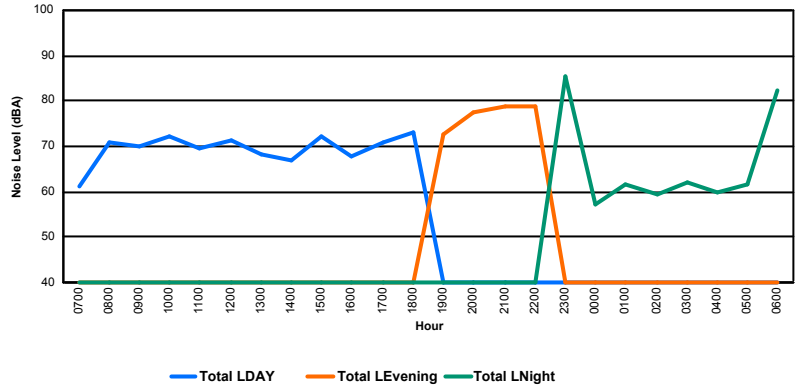

LE GOUVERNEMENT
DU GRAND-DUCHÉ DE LUXEMBOURG
Administration de la navigation aérienne

Luxembourg Airport

Noise Distribution by Hour

Between 27/05/2019 00:00:00 and 27/05/2019 23:59:59 (Local Time)

Day	Aircraft Events	Total LDEN dB (A)	Aircraft LDEN dB(A)	Background LDEN dB(A)	Total LDay dB(A)	Total LEvening dB(A)	Total LNight dB (A)
27/05/19 7:00	5	62.1	54.0	65.1	62.1	-	-
27/05/19 8:00	8	65.1	63.4	65.4	65.1	-	-
27/05/19 9:00	4	66.7	65.5	61.0	66.7	-	-
27/05/19 10:00	12	67.6	66.8	60.3	67.6	-	-
27/05/19 11:00	7	63.6	60.9	60.6	63.6	-	-
27/05/19 12:00	9	66.1	65.1	59.5	66.1	-	-
27/05/19 13:00	6	66.0	64.9	59.8	66.0	-	-
27/05/19 14:00	7	62.0	58.3	59.8	62.0	-	-
27/05/19 15:00	7	66.7	66.1	58.2	66.7	-	-
27/05/19 16:00	5	62.5	59.4	59.7	62.5	-	-
27/05/19 17:00	8	63.1	61.9	57.0	63.1	-	-
27/05/19 18:00	13	66.1	65.3	58.5	66.1	-	-
27/05/19 19:00	8	66.1	63.5	63.0	-	66.1	-
27/05/19 20:00	6	65.0	61.5	62.5	-	65.0	-
27/05/19 21:00	7	73.1	72.8	61.7	-	73.1	-
27/05/19 22:00	4	74.2	73.1	61.1	-	74.2	-
27/05/19 23:00	2	78.7	79.4	63.4	-	-	78.7
28/05/19 0:00	-	62.0	-	62.5	-	-	62.0
28/05/19 1:00	-	59.5	-	59.7	-	-	59.5
28/05/19 2:00	-	59.5	-	59.7	-	-	59.5
28/05/19 3:00	-	61.3	-	61.3	-	-	61.3
28/05/19 4:00	-	63.7	-	63.8	-	-	63.7
28/05/19 5:00	-	67.3	-	68.2	-	-	67.3
28/05/19 6:00	14	78.6	78.3	70.8	-	-	78.6
	132	**70.2**	**69.8**	**63.2**	**65.2**	**71.3**	**73.0**

Location: NDB-Hamm NMT # 4

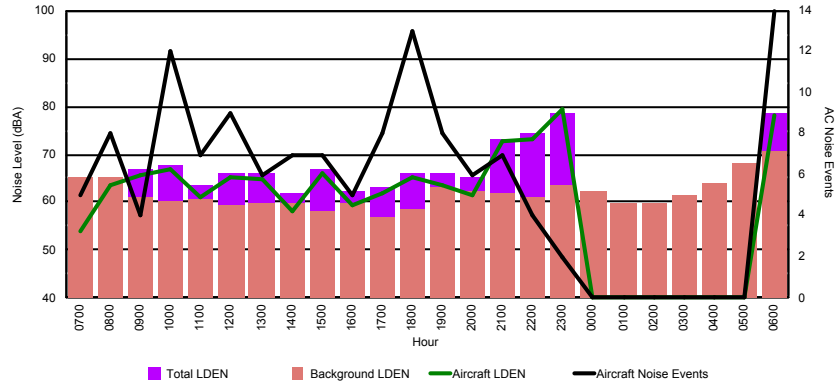

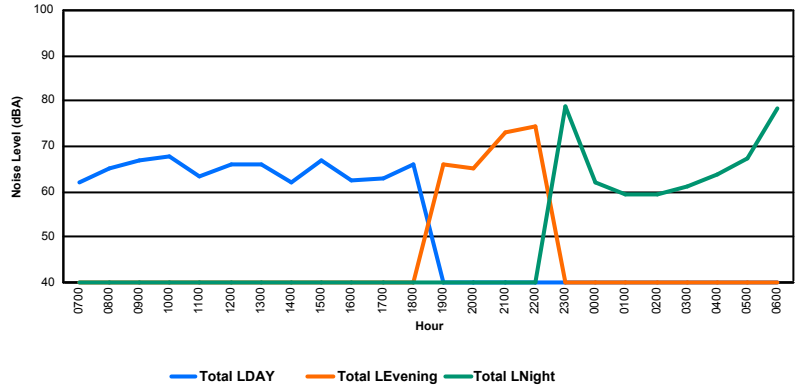

LE GOUVERNEMENT
DU GRAND-DUCHÉ DE LUXEMBOURG
Administration de la navigation aérienne

Luxembourg Airport

Noise Distribution by Hour

Between 28/05/2019 00:00:00 and 28/05/2019 23:59:59 (Local Time)

Day	Aircraft Events	Total LDEN dB (A)	Aircraft LDEN dB(A)	Background LDEN dB(A)	Total LDay dB(A)	Total LEvening dB(A)	Total LNight dB (A)
28/05/19 7:00	2	57.9	55.3	54.6	57.9	-	-
28/05/19 8:00	3	64.8	64.5	54.0	64.8	-	-
28/05/19 9:00	6	61.6	60.6	55.1	61.6	-	-
28/05/19 10:00	14	67.8	67.5	57.6	67.8	-	-
28/05/19 11:00	3	61.3	57.5	59.1	61.3	-	-
28/05/19 12:00	5	64.3	63.5	56.9	64.3	-	-
28/05/19 13:00	9	67.9	67.4	58.8	67.9	-	-
28/05/19 14:00	4	62.8	61.9	55.5	62.8	-	-
28/05/19 15:00	4	62.2	60.8	56.7	62.2	-	-
28/05/19 16:00	9	67.3	67.1	55.1	67.3	-	-
28/05/19 17:00	10	64.7	64.4	53.7	64.7	-	-
28/05/19 18:00	8	62.8	62.1	54.9	62.8	-	-
28/05/19 19:00	2	69.5	61.0	69.0	-	69.5	-
28/05/19 20:00	6	67.6	66.9	59.2	-	67.6	-
28/05/19 21:00	4	64.8	62.3	61.3	-	64.8	-
28/05/19 22:00	13	71.7	71.3	61.5	-	71.7	-
28/05/19 23:00	1	62.0	60.6	56.3	-	-	62.0
29/05/19 0:00	-	57.3	-	57.4	-	-	57.3
29/05/19 1:00	-	55.0	-	55.0	-	-	55.0
29/05/19 2:00	-	66.9	-	67.0	-	-	66.9
29/05/19 3:00	-	61.5	-	61.6	-	-	61.5
29/05/19 4:00	1	70.3	68.5	65.8	-	-	70.3
29/05/19 5:00	-	67.1	-	67.0	-	-	67.1
29/05/19 6:00	-	65.5	-	65.6	-	-	65.5
	104	**66.0**	**64.0**	**61.9**	**64.7**	**69.1**	**65.5**

Location: Roodt/Syr NMT # 1

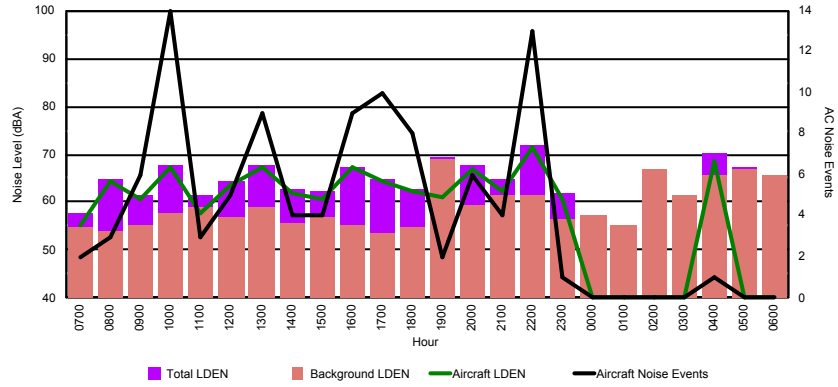

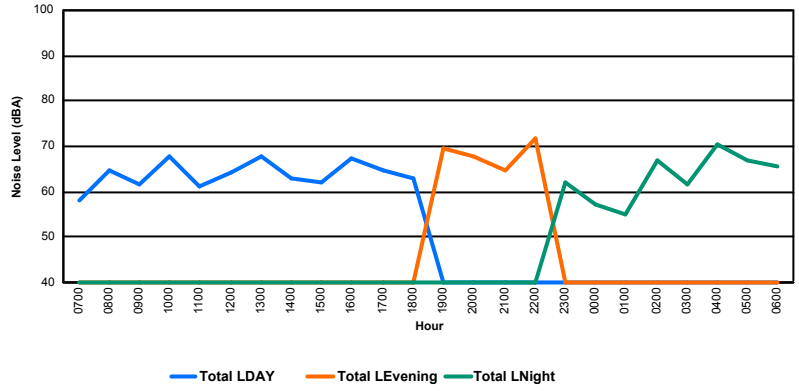

LE GOUVERNEMENT
DU GRAND-DUCHÉ DE LUXEMBOURG
Administration de la navigation aérienne

Luxembourg Airport

Noise Distribution by Hour

Between 28/05/2019 00:00:00 and 28/05/2019 23:59:59 (Local Time)

Day	Aircraft Events	Total LDEN dB (A)	Aircraft LDEN dB(A)	Background LDEN dB(A)	Total LDay dB(A)	Total LEvening dB(A)	Total LNight dB (A)
28/05/19 7:00	-	39.5	-	39.5	39.5	-	-
28/05/19 8:00	-	39.7	-	39.7	39.7	-	-
28/05/19 9:00	3	64.0	63.8	52.1	64.0	-	-
28/05/19 10:00	15	74.8	74.7	55.5	74.8	-	-
28/05/19 11:00	3	62.6	61.8	54.9	62.6	-	-
28/05/19 12:00	4	69.0	68.8	54.3	69.0	-	-
28/05/19 13:00	7	75.5	75.4	55.9	75.5	-	-
28/05/19 14:00	3	67.5	67.3	55.3	67.5	-	-
28/05/19 15:00	5	66.5	66.2	53.9	66.5	-	-
28/05/19 16:00	9	73.7	73.7	52.7	73.7	-	-
28/05/19 17:00	9	69.2	69.0	55.3	69.2	-	-
28/05/19 18:00	8	67.0	66.8	54.2	67.0	-	-
28/05/19 19:00	2	65.5	64.8	57.5	-	65.5	-
28/05/19 20:00	6	72.2	72.0	57.7	-	72.2	-
28/05/19 21:00	3	67.7	67.5	52.8	-	67.7	-
28/05/19 22:00	-	44.8	-	44.8	-	44.8	-
28/05/19 23:00	-	49.9	-	49.9	-	-	49.9
29/05/19 0:00	-	49.2	-	49.2	-	-	49.2
29/05/19 1:00	-	49.2	-	49.2	-	-	49.2
29/05/19 2:00	-	51.7	-	51.7	-	-	51.7
29/05/19 3:00	-	53.0	-	53.0	-	-	53.0
29/05/19 4:00	1	73.2	72.9	61.3	-	-	73.2
29/05/19 5:00	-	48.0	-	48.0	-	-	48.0
29/05/19 6:00	-	58.4	-	58.4	-	-	58.4
	78	**68.6**	**68.4**	**54.6**	**70.2**	**68.1**	**64.4**

Location: DVOR NMT # 2

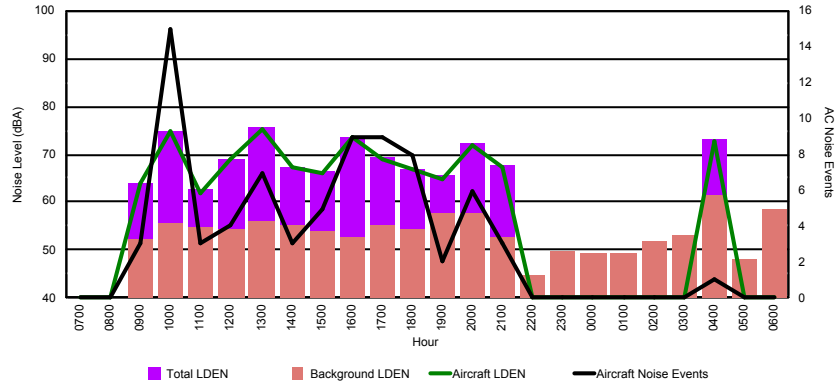

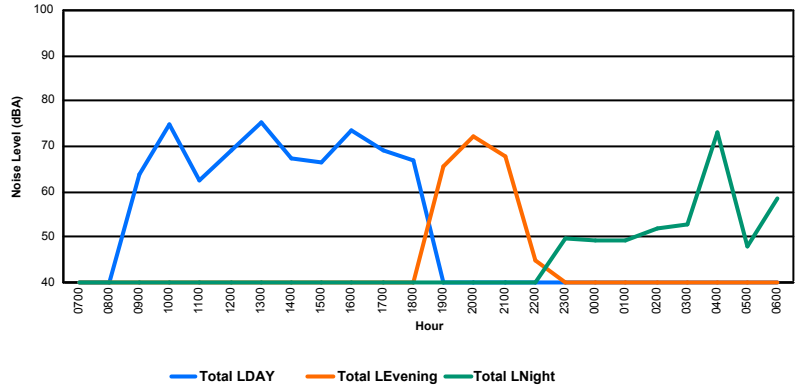

LE GOUVERNEMENT
DU GRAND-DUCHÉ DE LUXEMBOURG
Administration de la navigation aérienne

Luxembourg Airport

Noise Distribution by Hour

Between 28/05/2019 00:00:00 and 28/05/2019 23:59:59 (Local Time)

Day	Aircraft Events	Total LDEN dB (A)	Aircraft LDEN dB(A)	Background LDEN dB(A)	Total LDay dB(A)	Total LEvening dB(A)	Total LNight dB (A)
28/05/19 7:00	8	70.8	70.3	61.8	70.8	-	-
28/05/19 8:00	7	67.4	65.7	63.1	67.4	-	-
28/05/19 9:00	5	63.2	62.0	57.0	63.2	-	-
28/05/19 10:00	22	77.2	77.1	62.1	77.2	-	-
28/05/19 11:00	17	70.5	69.4	64.4	70.5	-	-
28/05/19 12:00	10	64.6	63.6	57.9	64.6	-	-
28/05/19 13:00	10	70.7	69.8	64.1	70.7	-	-
28/05/19 14:00	18	71.8	70.6	66.1	71.8	-	-
28/05/19 15:00	16	72.4	71.1	66.9	72.4	-	-
28/05/19 16:00	16	73.9	73.7	61.0	73.9	-	-
28/05/19 17:00	18	72.0	70.7	66.0	72.0	-	-
28/05/19 18:00	11	70.3	67.9	66.7	70.3	-	-
28/05/19 19:00	9	71.4	70.0	65.6	-	71.4	-
28/05/19 20:00	10	75.4	74.9	66.0	-	75.4	-
28/05/19 21:00	5	78.3	75.2	75.5	-	78.3	-
28/05/19 22:00	1	71.4	46.1	71.5	-	71.4	-
28/05/19 23:00	1	74.7	73.5	68.4	-	-	74.7
29/05/19 0:00	-	60.2	-	60.2	-	-	60.2
29/05/19 1:00	-	59.8	-	59.9	-	-	59.8
29/05/19 2:00	-	59.6	-	59.7	-	-	59.6
29/05/19 3:00	-	59.1	-	59.1	-	-	59.1
29/05/19 4:00	-	67.3	-	67.3	-	-	67.3
29/05/19 5:00	-	64.5	-	64.6	-	-	64.5
29/05/19 6:00	11	80.3	78.8	75.5	-	-	80.3
	195	**72.8**	**71.3**	**67.7**	**71.8**	**75.1**	**72.7**

Location: Mid Runway NMT # 3

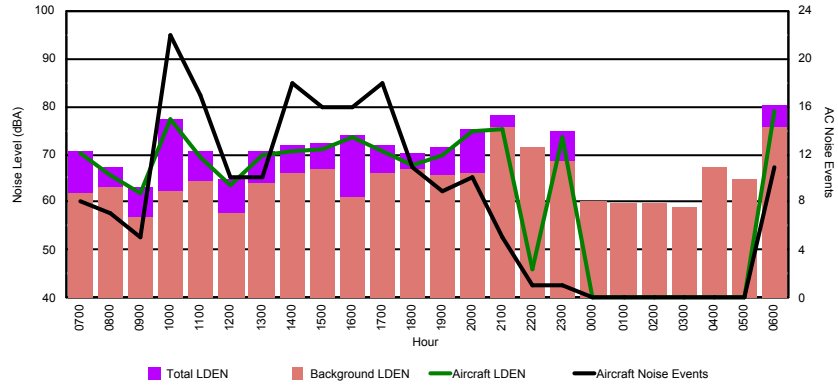

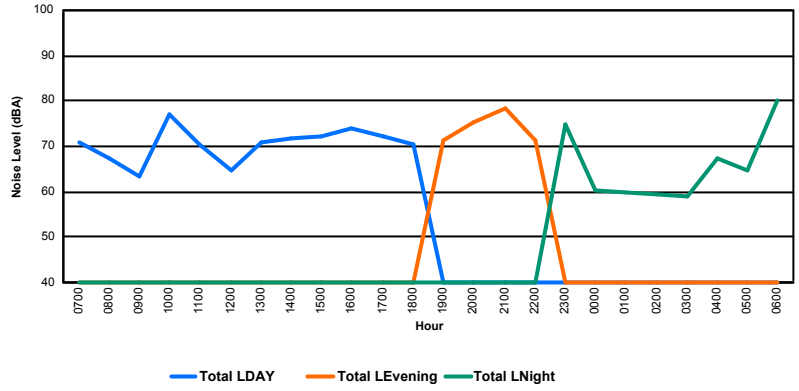

LE GOUVERNEMENT
DU GRAND-DUCHÉ DE LUXEMBOURG
Administration de la navigation aérienne

Luxembourg Airport

Noise Distribution by Hour

Between 28/05/2019 00:00:00 and 28/05/2019 23:59:59 (Local Time)

Day	Aircraft Events	Total LDEN dB (A)	Aircraft LDEN dB(A)	Background LDEN dB(A)	Total LDay dB(A)	Total LEvening dB(A)	Total LNight dB (A)
28/05/19 7:00	10	68.6	68.0	64.9	68.6	-	-
28/05/19 8:00	6	62.4	59.0	64.3	62.4	-	-
28/05/19 9:00	1	60.4	52.3	59.9	60.4	-	-
28/05/19 10:00	4	61.9	58.2	59.7	61.9	-	-
28/05/19 11:00	13	65.6	64.6	59.3	65.6	-	-
28/05/19 12:00	4	60.8	57.3	58.3	60.8	-	-
28/05/19 13:00	4	61.2	56.4	59.6	61.2	-	-
28/05/19 14:00	14	65.3	64.2	59.2	65.3	-	-
28/05/19 15:00	8	66.7	65.6	60.3	66.7	-	-
28/05/19 16:00	6	69.3	68.9	59.1	69.3	-	-
28/05/19 17:00	8	65.8	64.9	58.7	65.8	-	-
28/05/19 18:00	10	63.0	61.4	58.3	63.0	-	-
28/05/19 19:00	7	66.2	63.3	63.3	-	66.2	-
28/05/19 20:00	3	74.5	74.2	62.2	-	74.5	-
28/05/19 21:00	7	75.9	75.7	61.9	-	75.9	-
28/05/19 22:00	-	61.7	-	61.7	-	61.7	-
28/05/19 23:00	1	74.8	74.3	64.9	-	-	74.8
29/05/19 0:00	-	62.7	-	63.4	-	-	62.7
29/05/19 1:00	-	61.7	-	62.1	-	-	61.7
29/05/19 2:00	-	61.6	-	62.0	-	-	61.6
29/05/19 3:00	-	62.6	-	62.7	-	-	62.6
29/05/19 4:00	-	64.9	-	65.1	-	-	64.9
29/05/19 5:00	-	68.4	-	69.5	-	-	68.4
29/05/19 6:00	15	77.4	76.7	73.7	-	-	77.4
	121	**69.5**	**68.5**	**64.5**	**65.2**	**72.6**	**71.0**

Location: NDB-Hamm NMT # 4

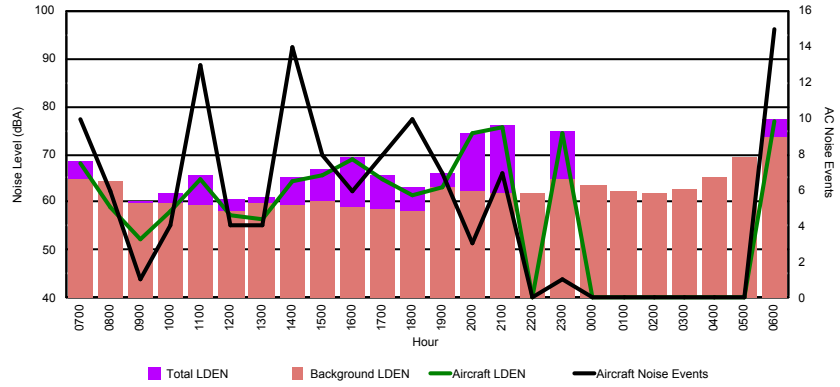

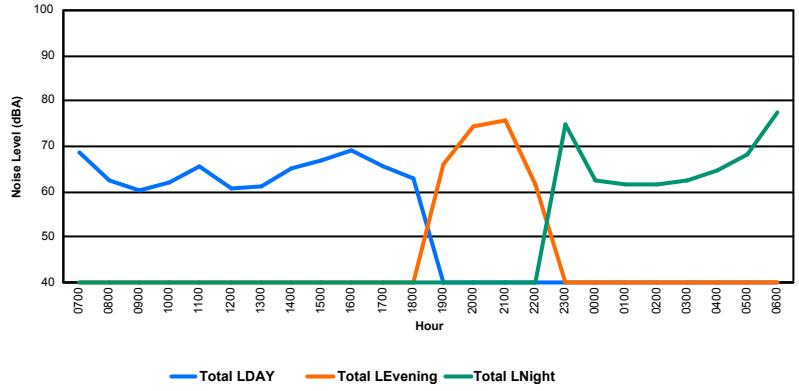

LE GOUVERNEMENT
DU GRAND-DUCHÉ DE LUXEMBOURG
Administration de la navigation aérienne

Luxembourg Airport

Noise Distribution by Hour

Between 29/05/2019 00:00:00 and 29/05/2019 23:59:59 (Local Time)

Day	Aircraft Events	Total LDEN dB (A)	Aircraft LDEN dB(A)	Background LDEN dB(A)	Total LDay dB(A)	Total LEvening dB(A)	Total LNight dB (A)
29/05/19 7:00	4	64.5	63.5	57.8	64.5	-	-
29/05/19 8:00	2	64.9	64.7	52.8	64.9	-	-
29/05/19 9:00	1	55.8	50.4	54.4	55.8	-	-
29/05/19 10:00	4	59.1	58.0	53.2	59.1	-	-
29/05/19 11:00	6	63.1	61.3	58.5	63.1	-	-
29/05/19 12:00	2	58.7	57.8	52.0	58.7	-	-
29/05/19 13:00	6	67.2	66.6	58.5	67.2	-	-
29/05/19 14:00	4	62.2	61.6	53.4	62.2	-	-
29/05/19 15:00	7	64.6	64.3	53.2	64.6	-	-
29/05/19 16:00	7	64.1	62.8	58.4	64.1	-	-
29/05/19 17:00	8	60.6	59.9	52.9	60.6	-	-
29/05/19 18:00	6	61.5	60.9	52.7	61.5	-	-
29/05/19 19:00	7	68.4	68.1	56.8	-	68.4	-
29/05/19 20:00	5	65.7	65.1	56.2	-	65.7	-
29/05/19 21:00	6	68.2	67.6	59.8	-	68.2	-
29/05/19 22:00	14	69.8	69.6	57.1	-	69.8	-
29/05/19 23:00	4	74.7	74.6	57.7	-	-	74.7
30/05/19 0:00	-	55.2	-	55.3	-	-	55.2
30/05/19 1:00	-	55.9	-	55.9	-	-	55.9
30/05/19 2:00	-	52.1	-	52.1	-	-	52.1
30/05/19 3:00	-	67.8	-	67.8	-	-	67.8
30/05/19 4:00	-	55.6	-	55.6	-	-	55.6
30/05/19 5:00	-	68.7	-	68.8	-	-	68.7
30/05/19 6:00	2	74.5	74.3	60.0	-	-	74.5
	95	**67.1**	**66.2**	**59.8**	**63.2**	**68.3**	**69.6**

Location: Roodt/Syr NMT # 1

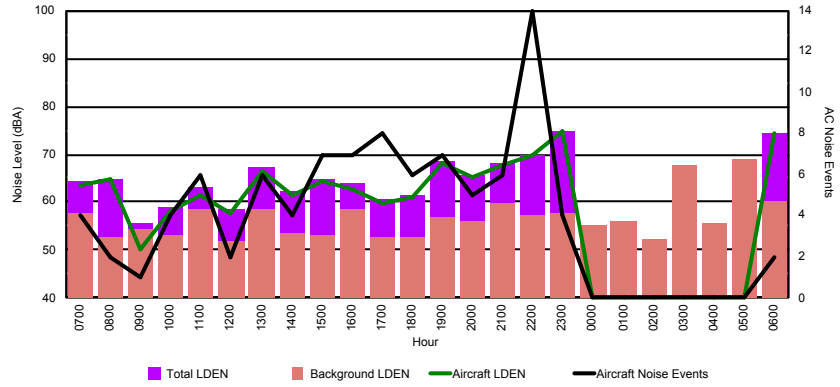

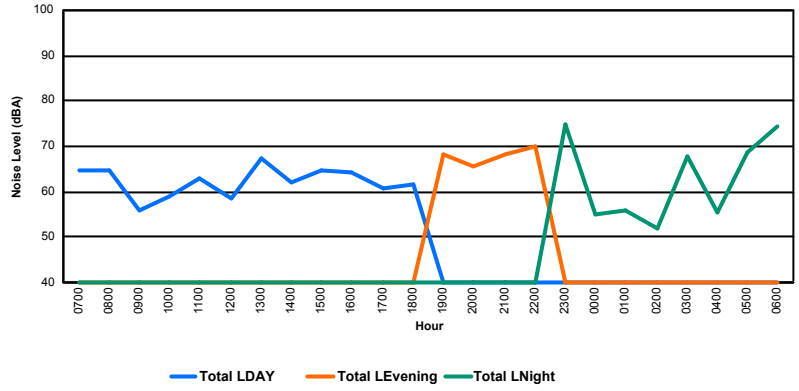

LE GOUVERNEMENT
DU GRAND-DUCHÉ DE LUXEMBOURG
Administration de la navigation aérienne

Luxembourg Airport

Noise Distribution by Hour

Between 29/05/2019 00:00:00 and 29/05/2019 23:59:59 (Local Time)

Day	Aircraft Events	Total LDEN dB (A)	Aircraft LDEN dB(A)	Background LDEN dB(A)	Total LDay dB(A)	Total LEvening dB(A)	Total LNight dB (A)
29/05/19 7:00	3	62.4	62.2	48.7	62.4	-	-
29/05/19 8:00	3	68.7	68.6	49.2	68.7	-	-
29/05/19 9:00	-	40.5	-	40.5	40.5	-	-
29/05/19 10:00	2	53.0	51.6	47.4	53.0	-	-
29/05/19 11:00	10	62.9	62.5	52.0	62.9	-	-
29/05/19 12:00	5	60.8	60.4	50.5	60.8	-	-
29/05/19 13:00	8	67.1	67.0	51.5	67.1	-	-
29/05/19 14:00	5	67.2	67.1	52.0	67.2	-	-
29/05/19 15:00	7	70.4	70.3	53.4	70.4	-	-
29/05/19 16:00	7	68.2	68.0	53.3	68.2	-	-
29/05/19 17:00	10	65.8	65.4	55.4	65.8	-	-
29/05/19 18:00	6	66.8	66.3	57.1	66.8	-	-
29/05/19 19:00	7	74.5	74.4	59.3	-	74.5	-
29/05/19 20:00	5	70.9	70.7	57.3	-	70.9	-
29/05/19 21:00	5	73.6	73.2	63.0	-	73.6	-
29/05/19 22:00	12	74.7	73.9	66.9	-	74.7	-
29/05/19 23:00	3	80.5	80.4	66.7	-	-	80.5
30/05/19 0:00	-	57.9	-	58.0	-	-	57.9
30/05/19 1:00	-	56.0	-	56.0	-	-	56.0
30/05/19 2:00	-	56.6	-	56.6	-	-	56.6
30/05/19 3:00	-	55.5	-	55.5	-	-	55.5
30/05/19 4:00	-	52.6	-	52.6	-	-	52.6
30/05/19 5:00	-	48.8	-	48.8	-	-	48.8
30/05/19 6:00	-	48.8	-	48.8	-	-	48.8
	98	**70.3**	**70.0**	**58.6**	**66.1**	**73.7**	**71.6**

Location: DVOR NMT # 2

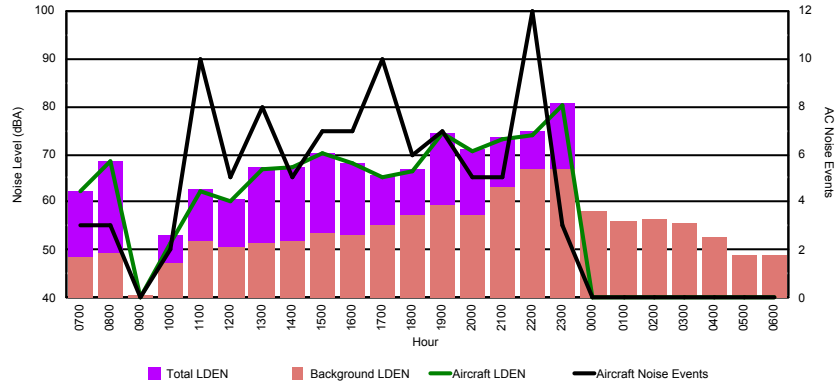

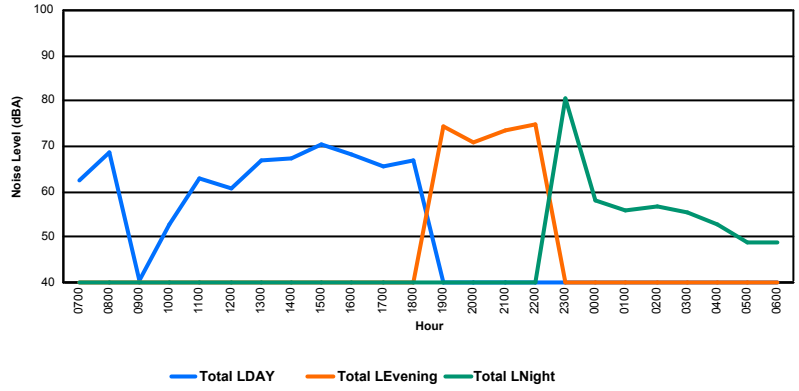

LE GOUVERNEMENT
DU GRAND-DUCHÉ DE LUXEMBOURG
Administration de la navigation aérienne

Luxembourg Airport

Noise Distribution by Hour

Between 29/05/2019 00:00:00 and 29/05/2019 23:59:59 (Local Time)

Day	Aircraft Events	Total LDEN dB (A)	Aircraft LDEN dB(A)	Background LDEN dB(A)	Total LDay dB(A)	Total LEvening dB(A)	Total LNight dB (A)
29/05/19 7:00	6	68.0	67.5	59.2	68.0	-	-
29/05/19 8:00	4	69.0	68.5	60.0	69.0	-	-
29/05/19 9:00	3	68.2	65.6	64.7	68.2	-	-
29/05/19 10:00	8	65.9	64.3	61.2	65.9	-	-
29/05/19 11:00	17	70.9	69.8	64.6	70.9	-	-
29/05/19 12:00	12	65.0	64.0	58.3	65.0	-	-
29/05/19 13:00	11	70.5	70.3	57.8	70.5	-	-
29/05/19 14:00	8	69.2	68.3	62.2	69.2	-	-
29/05/19 15:00	9	71.8	67.7	69.6	71.8	-	-
29/05/19 16:00	7	69.6	64.2	68.1	69.6	-	-
29/05/19 17:00	9	70.8	68.7	66.7	70.8	-	-
29/05/19 18:00	14	75.3	75.0	64.5	75.3	-	-
29/05/19 19:00	6	72.7	67.5	71.1	-	72.7	-
29/05/19 20:00	5	71.6	70.6	64.7	-	71.6	-
29/05/19 21:00	4	74.2	72.1	70.1	-	74.2	-
29/05/19 22:00	2	73.4	69.2	71.5	-	73.4	-
29/05/19 23:00	-	80.2	-	80.2	-	-	80.2
30/05/19 0:00	-	62.7	-	62.8	-	-	62.7
30/05/19 1:00	-	58.2	-	58.3	-	-	58.2
30/05/19 2:00	-	56.3	-	56.3	-	-	56.3
30/05/19 3:00	-	56.2	-	56.2	-	-	56.2
30/05/19 4:00	-	57.3	-	57.3	-	-	57.3
30/05/19 5:00	-	60.0	-	60.1	-	-	60.0
30/05/19 6:00	9	83.4	80.8	80.2	-	-	83.4
	134	**73.5**	**70.3**	**70.8**	**70.3**	**73.1**	**76.1**

Location: Mid Runway NMT # 3

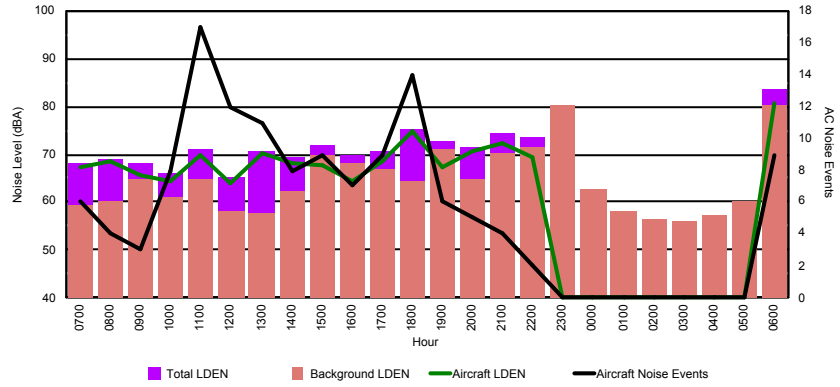

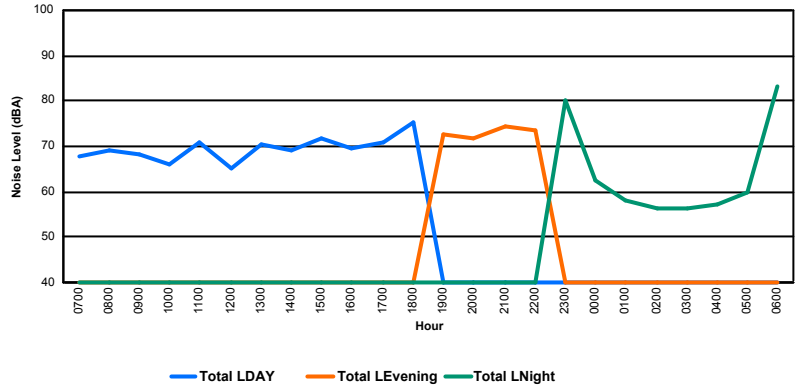

LE GOUVERNEMENT
DU GRAND-DUCHÉ DE LUXEMBOURG
Administration de la navigation aérienne

Luxembourg Airport

Noise Distribution by Hour

Between 29/05/2019 00:00:00 and 29/05/2019 23:59:59 (Local Time)

Day	Aircraft Events	Total LDEN dB (A)	Aircraft LDEN dB(A)	Background LDEN dB(A)	Total LDay dB(A)	Total LEvening dB(A)	Total LNight dB (A)
29/05/19 7:00	8	63.7	59.6	65.4	63.7	-	-
29/05/19 8:00	6	64.2	60.7	66.3	64.2	-	-
29/05/19 9:00	7	70.0	67.7	66.4	70.0	-	-
29/05/19 10:00	13	67.6	66.4	61.7	67.6	-	-
29/05/19 11:00	6	66.6	65.1	61.4	66.6	-	-
29/05/19 12:00	5	66.8	65.6	60.8	66.8	-	-
29/05/19 13:00	8	63.8	61.0	60.7	63.8	-	-
29/05/19 14:00	9	64.2	62.2	60.1	64.2	-	-
29/05/19 15:00	10	68.5	67.7	61.2	68.5	-	-
29/05/19 16:00	6	63.1	59.5	60.9	63.1	-	-
29/05/19 17:00	8	65.4	63.9	60.2	65.4	-	-
29/05/19 18:00	16	71.2	70.9	60.2	71.2	-	-
29/05/19 19:00	7	67.6	64.6	64.6	-	67.6	-
29/05/19 20:00	4	65.8	62.4	63.2	-	65.8	-
29/05/19 21:00	5	70.7	70.0	62.2	-	70.7	-
29/05/19 22:00	3	69.3	68.3	62.4	-	69.3	-
29/05/19 23:00	2	74.2	73.0	67.9	-	-	74.2
30/05/19 0:00	-	67.0	-	68.3	-	-	67.0
30/05/19 1:00	-	66.2	-	67.3	-	-	66.2
30/05/19 2:00	-	63.9	-	64.7	-	-	63.9
30/05/19 3:00	-	62.5	-	62.5	-	-	62.5
30/05/19 4:00	-	63.2	-	63.2	-	-	63.2
30/05/19 5:00	-	65.9	-	66.0	-	-	65.9
30/05/19 6:00	17	75.7	75.2	66.6	-	-	75.7
	140	**68.6**	**66.9**	**64.3**	**67.1**	**68.7**	**70.2**

Location: NDB-Hamm NMT # 4

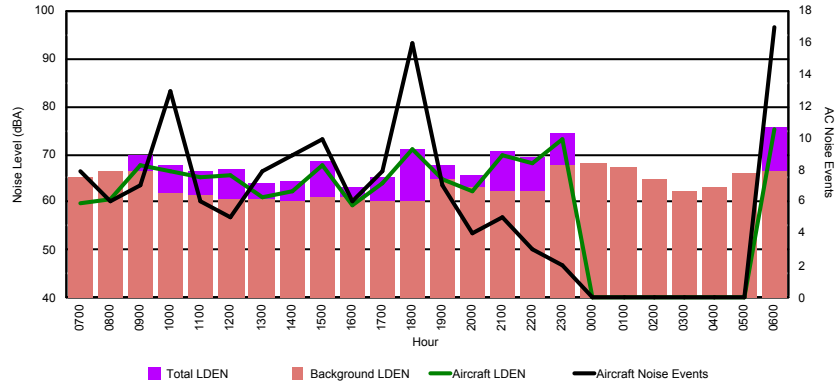

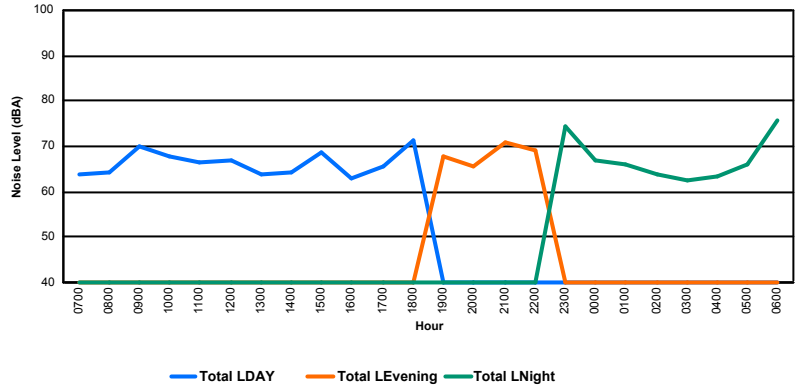

LE GOUVERNEMENT
DU GRAND-DUCHÉ DE LUXEMBOURG
Administration de la navigation aérienne

Luxembourg Airport

Noise Distribution by Hour

Between 30/05/2019 00:00:00 and 30/05/2019 23:59:59 (Local Time)

Day	Aircraft Events	Total LDEN dB (A)	Aircraft LDEN dB(A)	Background LDEN dB(A)	Total LDay dB(A)	Total LEvening dB(A)	Total LNight dB (A)
30/05/19 7:00	3	64.9	64.8	48.9	64.9	-	-
30/05/19 8:00	1	66.4	66.2	49.7	66.4	-	-
30/05/19 9:00	6	61.6	61.2	51.7	61.6	-	-
30/05/19 10:00	9	62.8	61.8	56.5	62.8	-	-
30/05/19 11:00	5	64.9	64.5	54.0	64.9	-	-
30/05/19 12:00	1	59.3	54.5	57.6	59.3	-	-
30/05/19 13:00	10	64.9	64.6	54.1	64.9	-	-
30/05/19 14:00	4	65.4	65.1	53.4	65.4	-	-
30/05/19 15:00	10	66.6	66.3	54.0	66.6	-	-
30/05/19 16:00	5	65.5	65.3	52.1	65.5	-	-
30/05/19 17:00	7	63.1	62.6	53.7	63.1	-	-
30/05/19 18:00	7	63.6	63.3	52.4	63.6	-	-
30/05/19 19:00	5	71.2	70.9	59.7	-	71.2	-
30/05/19 20:00	9	71.8	71.6	57.7	-	71.8	-
30/05/19 21:00	4	65.6	65.3	54.8	-	65.6	-
30/05/19 22:00	15	71.3	71.2	57.0	-	71.3	-
30/05/19 23:00	1	72.5	72.4	56.2	-	-	72.5
31/05/19 0:00	2	73.5	73.5	53.9	-	-	73.5
31/05/19 1:00	-	51.5	-	51.6	-	-	51.5
31/05/19 2:00	-	49.6	-	49.6	-	-	49.6
31/05/19 3:00	-	48.1	-	48.1	-	-	48.1
31/05/19 4:00	-	58.7	-	58.7	-	-	58.7
31/05/19 5:00	-	71.3	-	71.3	-	-	71.3
31/05/19 6:00	1	72.2	71.5	63.1	-	-	72.2
	105	**68.0**	**67.3**	**59.7**	**64.5**	**70.6**	**69.5**

Location: Roodt/Syr NMT # 1

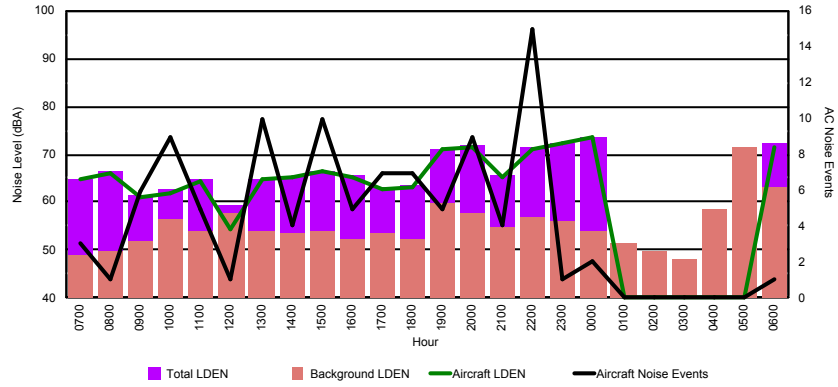

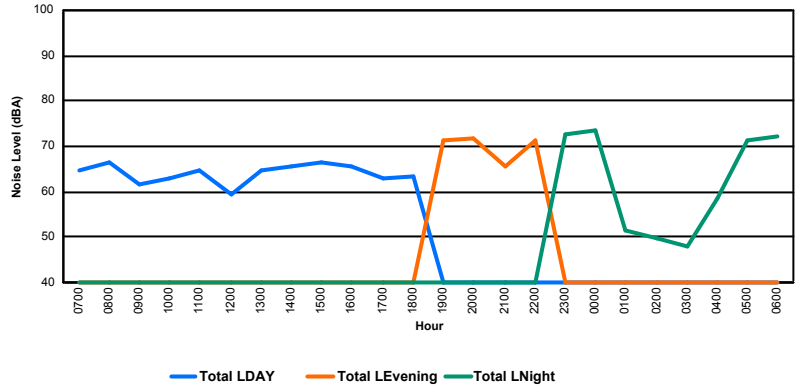

LE GOUVERNEMENT
DU GRAND-DUCHÉ DE LUXEMBOURG
Administration de la navigation aérienne

Luxembourg Airport

Noise Distribution by Hour

Between 30/05/2019 00:00:00 and 30/05/2019 23:59:59 (Local Time)

Day	Aircraft Events	Total LDEN dB (A)	Aircraft LDEN dB(A)	Background LDEN dB(A)	Total LDay dB(A)	Total LEvening dB(A)	Total LNight dB (A)
30/05/19 7:00	-	38.9	-	38.9	38.9	-	-
30/05/19 8:00	1	74.8	74.7	55.6	74.8	-	-
30/05/19 9:00	-	67.3	-	67.3	67.3	-	-
30/05/19 10:00	2	66.5	59.3	65.7	66.5	-	-
30/05/19 11:00	1	71.5	60.6	71.1	71.5	-	-
30/05/19 12:00	-	61.7	-	61.7	61.7	-	-
30/05/19 13:00	1	70.4	57.2	70.2	70.4	-	-
30/05/19 14:00	1	70.5	66.4	68.4	70.5	-	-
30/05/19 15:00	2	72.5	60.3	72.2	72.5	-	-
30/05/19 16:00	1	71.0	69.5	65.6	71.0	-	-
30/05/19 17:00	2	69.3	56.1	69.1	69.3	-	-
30/05/19 18:00	-	65.7	-	65.7	65.7	-	-
30/05/19 19:00	5	77.4	77.1	65.4	-	77.4	-
30/05/19 20:00	3	77.5	75.1	73.8	-	77.5	-
30/05/19 21:00	-	73.9	-	73.9	-	73.9	-
30/05/19 22:00	-	76.7	-	76.7	-	76.7	-
30/05/19 23:00	1	78.3	78.2	61.0	-	-	78.3
31/05/19 0:00	-	80.3	-	80.3	-	-	80.3
31/05/19 1:00	-	55.7	-	55.7	-	-	55.7
31/05/19 2:00	-	55.2	-	55.2	-	-	55.2
31/05/19 3:00	-	54.4	-	54.4	-	-	54.4
31/05/19 4:00	-	63.9	-	64.4	-	-	63.9
31/05/19 5:00	-	63.8	-	63.8	-	-	63.8
31/05/19 6:00	1	79.7	50.3	79.7	-	-	79.7
	21	**73.8**	**69.1**	**72.0**	**70.0**	**76.6**	**75.3**

Location: DVOR NMT # 2

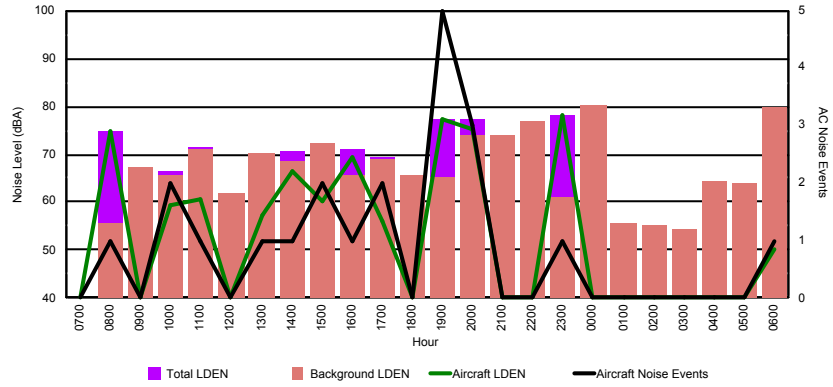

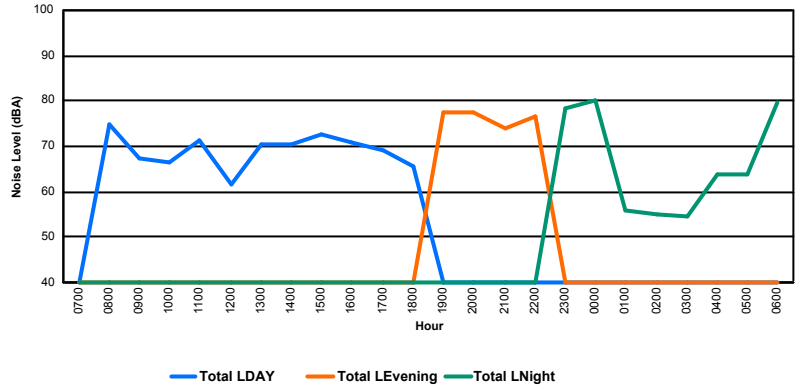

LE GOUVERNEMENT
DU GRAND-DUCHÉ DE LUXEMBOURG
Administration de la navigation aérienne

Luxembourg Airport

Noise Distribution by Hour

Between 30/05/2019 00:00:00 and 30/05/2019 23:59:59 (Local Time)

Day	Aircraft Events	Total LDEN dB (A)	Aircraft LDEN dB(A)	Background LDEN dB(A)	Total LDay dB(A)	Total LEvening dB(A)	Total LNight dB (A)
30/05/19 7:00	6	66.4	65.2	60.3	66.4	-	-
30/05/19 8:00	5	73.5	67.3	72.3	73.5	-	-
30/05/19 9:00	2	69.3	64.6	67.5	69.3	-	-
30/05/19 10:00	7	69.9	65.2	68.2	69.9	-	-
30/05/19 11:00	5	69.9	68.4	64.6	69.9	-	-
30/05/19 12:00	4	68.9	64.2	67.1	68.9	-	-
30/05/19 13:00	3	69.0	66.6	65.4	69.0	-	-
30/05/19 14:00	8	71.1	68.4	67.7	71.1	-	-
30/05/19 15:00	18	71.0	70.6	60.9	71.0	-	-
30/05/19 16:00	4	73.0	63.9	72.4	73.0	-	-
30/05/19 17:00	13	69.2	69.0	57.3	69.2	-	-
30/05/19 18:00	7	67.2	66.1	61.1	67.2	-	-
30/05/19 19:00	9	80.1	70.7	79.6	-	80.1	-
30/05/19 20:00	6	74.6	73.9	66.6	-	74.6	-
30/05/19 21:00	3	74.1	71.2	71.0	-	74.1	-
30/05/19 22:00	4	80.8	72.9	80.0	-	80.8	-
30/05/19 23:00	1	79.2	49.9	79.2	-	-	79.2
31/05/19 0:00	-	71.8	-	71.9	-	-	71.8
31/05/19 1:00	-	55.1	-	55.2	-	-	55.1
31/05/19 2:00	-	55.4	-	55.4	-	-	55.4
31/05/19 3:00	-	54.9	-	54.9	-	-	54.9
31/05/19 4:00	-	58.3	-	58.3	-	-	58.3
31/05/19 5:00	-	63.5	-	62.9	-	-	63.5
31/05/19 6:00	16	83.3	81.8	78.7	-	-	83.3
	121	**74.8**	**70.7**	**72.8**	**70.3**	**78.4**	**76.0**

Location: Mid Runway NMT # 3

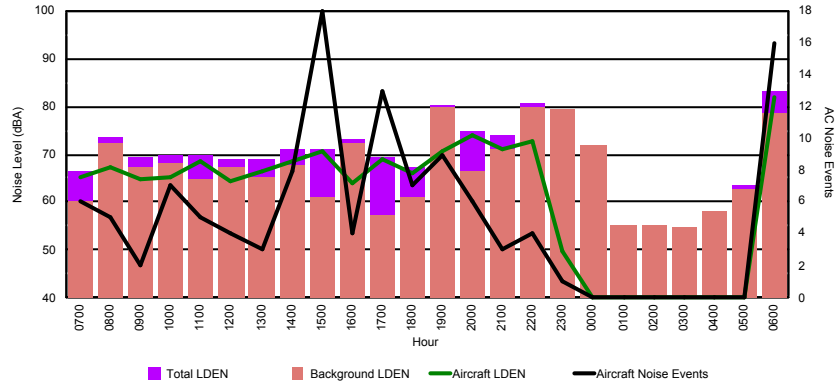

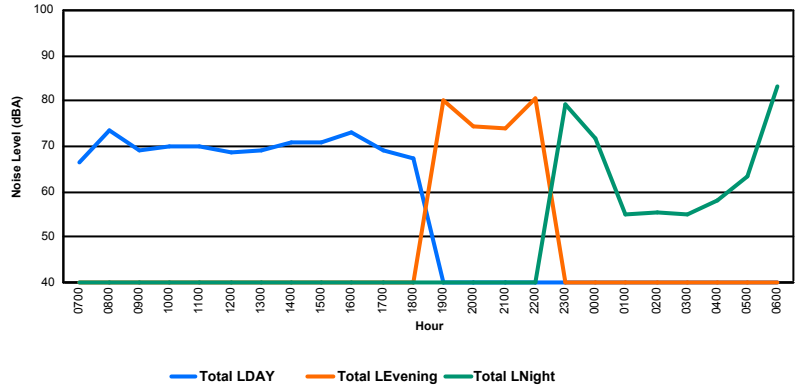

LE GOUVERNEMENT
DU GRAND-DUCHÉ DE LUXEMBOURG
Administration de la navigation aérienne

Luxembourg Airport

Noise Distribution by Hour

Between 30/05/2019 00:00:00 and 30/05/2019 23:59:59 (Local Time)

Day	Aircraft Events	Total LDEN dB (A)	Aircraft LDEN dB(A)	Background LDEN dB(A)	Total LDay dB(A)	Total LEvening dB(A)	Total LNight dB (A)
30/05/19 7:00	5	59.5	57.3	55.7	59.5	-	-
30/05/19 8:00	8	69.4	69.2	56.4	69.4	-	-
30/05/19 9:00	3	61.6	59.5	57.6	61.6	-	-
30/05/19 10:00	9	66.0	65.4	57.4	66.0	-	-
30/05/19 11:00	7	65.0	64.2	57.3	65.0	-	-
30/05/19 12:00	5	66.6	66.0	57.6	66.6	-	-
30/05/19 13:00	4	62.8	61.4	57.3	62.8	-	-
30/05/19 14:00	10	64.0	62.7	58.2	64.0	-	-
30/05/19 15:00	6	64.3	63.4	57.0	64.3	-	-
30/05/19 16:00	4	59.4	56.7	56.2	59.4	-	-
30/05/19 17:00	7	66.1	65.5	57.1	66.1	-	-
30/05/19 18:00	7	60.6	58.4	56.7	60.6	-	-
30/05/19 19:00	7	77.6	77.5	61.5	-	77.6	-
30/05/19 20:00	4	67.4	66.2	61.3	-	67.4	-
30/05/19 21:00	4	66.8	65.3	61.8	-	66.8	-
30/05/19 22:00	5	77.5	77.4	62.3	-	77.5	-
30/05/19 23:00	3	76.8	76.4	66.3	-	-	76.8
31/05/19 0:00	-	63.8	-	64.7	-	-	63.8
31/05/19 1:00	-	63.0	-	63.7	-	-	63.0
31/05/19 2:00	-	62.0	-	62.5	-	-	62.0
31/05/19 3:00	-	62.3	-	62.4	-	-	62.3
31/05/19 4:00	-	65.7	-	66.0	-	-	65.7
31/05/19 5:00	-	68.8	-	69.8	-	-	68.8
31/05/19 6:00	16	78.6	78.3	71.4	-	-	78.6
	114	**71.0**	**70.3**	**63.4**	**64.8**	**74.9**	**72.4**

Location: NDB-Hamm NMT # 4

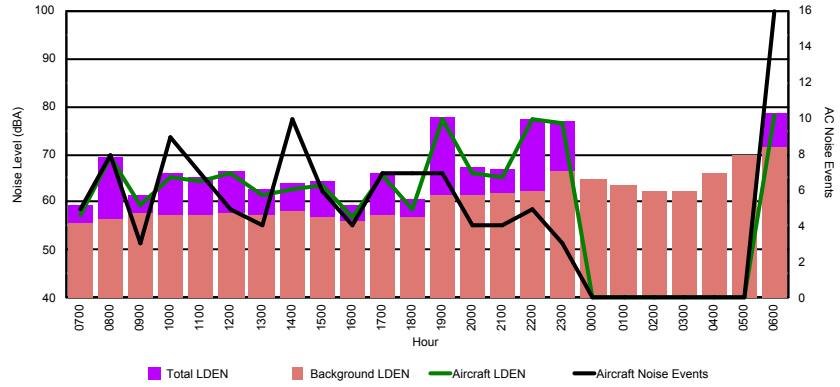

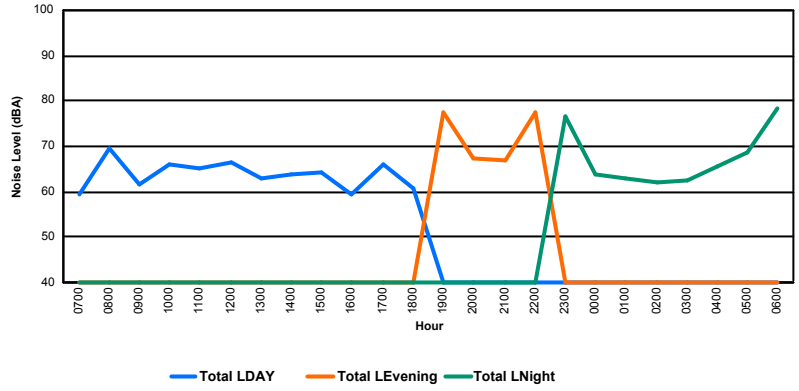

LE GOUVERNEMENT
DU GRAND-DUCHÉ DE LUXEMBOURG
Administration de la navigation aérienne

Luxembourg Airport

Noise Distribution by Hour

Between 31/05/2019 00:00:00 and 31/05/2019 23:59:59 (Local Time)

Day	Aircraft Events	Total LDEN dB (A)	Aircraft LDEN dB(A)	Background LDEN dB(A)	Total LDay dB(A)	Total LEvening dB(A)	Total LNight dB (A)
31/05/19 7:00	3	64.9	63.9	58.3	64.9	-	-
31/05/19 8:00	2	55.9	54.9	49.2	55.9	-	-
31/05/19 9:00	8	64.1	63.8	53.0	64.1	-	-
31/05/19 10:00	9	62.5	62.0	53.0	62.5	-	-
31/05/19 11:00	7	63.3	62.9	52.8	63.3	-	-
31/05/19 12:00	5	62.2	61.4	54.5	62.2	-	-
31/05/19 13:00	6	62.0	58.3	59.3	62.0	-	-
31/05/19 14:00	6	64.2	64.0	52.8	64.2	-	-
31/05/19 15:00	7	64.6	64.4	51.4	64.6	-	-
31/05/19 16:00	10	65.0	64.7	54.1	65.0	-	-
31/05/19 17:00	10	64.1	63.9	52.3	64.1	-	-
31/05/19 18:00	5	60.2	59.8	50.9	60.2	-	-
31/05/19 19:00	4	68.0	67.7	55.7	-	68.0	-
31/05/19 20:00	8	72.1	70.1	67.8	-	72.1	-
31/05/19 21:00	7	66.0	65.6	55.8	-	66.0	-
31/05/19 22:00	11	67.5	67.2	56.5	-	67.5	-
31/05/19 23:00	-	55.3	-	55.3	-	-	55.3
01/06/19 0:00	-	54.9	-	55.0	-	-	54.9
01/06/19 1:00	-	51.3	-	51.3	-	-	51.3
01/06/19 2:00	-	57.0	-	57.1	-	-	57.0
01/06/19 3:00	-	52.3	-	52.3	-	-	52.3
01/06/19 4:00	-	65.3	-	65.4	-	-	65.3
01/06/19 5:00	-	62.2	-	62.3	-	-	62.2
01/06/19 6:00	4	70.8	69.7	64.9	-	-	70.8
	112	**65.0**	**63.7**	**59.3**	**63.3**	**69.0**	**63.6**

Location: Roodt/Syr NMT # 1

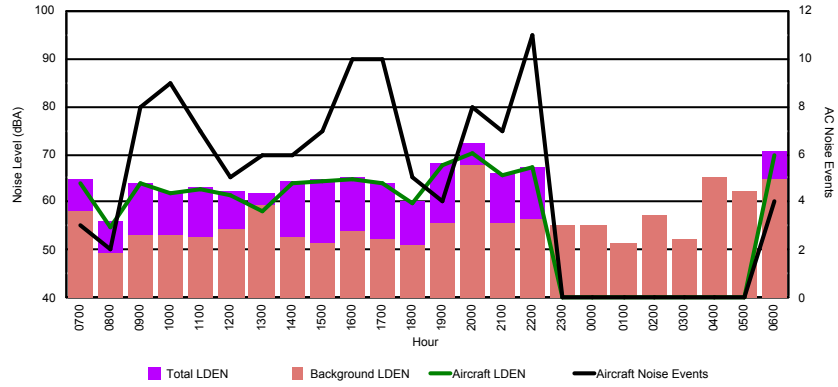

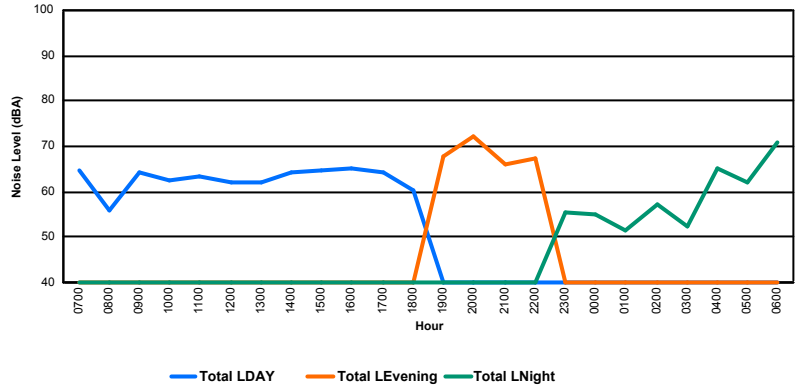

LE GOUVERNEMENT
DU GRAND-DUCHÉ DE LUXEMBOURG
Administration de la navigation aérienne

Luxembourg Airport

Noise Distribution by Hour

Between 31/05/2019 00:00:00 and 31/05/2019 23:59:59 (Local Time)

Day	Aircraft Events	Total LDEN dB (A)	Aircraft LDEN dB(A)	Background LDEN dB(A)	Total LDay dB(A)	Total LEvening dB(A)	Total LNight dB (A)
31/05/19 7:00	-	68.3	-	68.3	68.3	-	-
31/05/19 8:00	-	60.1	-	60.1	60.1	-	-
31/05/19 9:00	1	70.6	58.1	70.3	70.6	-	-
31/05/19 10:00	-	67.0	-	67.0	67.0	-	-
31/05/19 11:00	1	68.9	58.3	68.5	68.9	-	-
31/05/19 12:00	1	67.3	61.0	66.2	67.3	-	-
31/05/19 13:00	1	64.1	56.3	63.3	64.1	-	-
31/05/19 14:00	2	69.8	62.3	68.9	69.8	-	-
31/05/19 15:00	5	70.6	70.2	60.1	70.6	-	-
31/05/19 16:00	7	71.5	69.8	66.8	71.5	-	-
31/05/19 17:00	5	70.2	66.7	67.7	70.2	-	-
31/05/19 18:00	3	67.4	66.8	58.7	67.4	-	-
31/05/19 19:00	2	76.3	75.7	67.7	-	76.3	-
31/05/19 20:00	3	76.0	74.5	70.7	-	76.0	-
31/05/19 21:00	2	72.5	66.9	71.1	-	72.5	-
31/05/19 22:00	1	72.7	53.9	72.6	-	72.7	-
31/05/19 23:00	-	57.9	-	57.9	-	-	57.9
01/06/19 0:00	-	58.5	-	58.5	-	-	58.5
01/06/19 1:00	-	53.6	-	53.6	-	-	53.6
01/06/19 2:00	-	53.1	-	53.1	-	-	53.1
01/06/19 3:00	-	54.2	-	54.2	-	-	54.2
01/06/19 4:00	-	64.9	-	65.0	-	-	64.9
01/06/19 5:00	-	64.0	-	64.0	-	-	64.0
01/06/19 6:00	11	75.5	75.3	62.6	-	-	75.5
	45	**70.2**	**67.6**	**66.8**	**68.8**	**74.7**	**67.3**

Location: DVOR NMT # 2

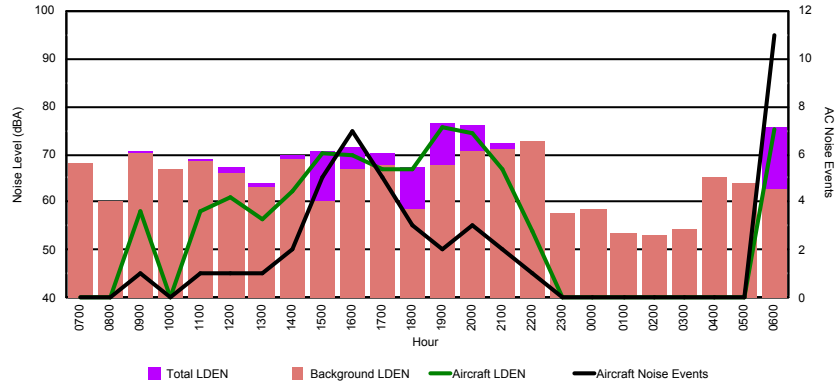

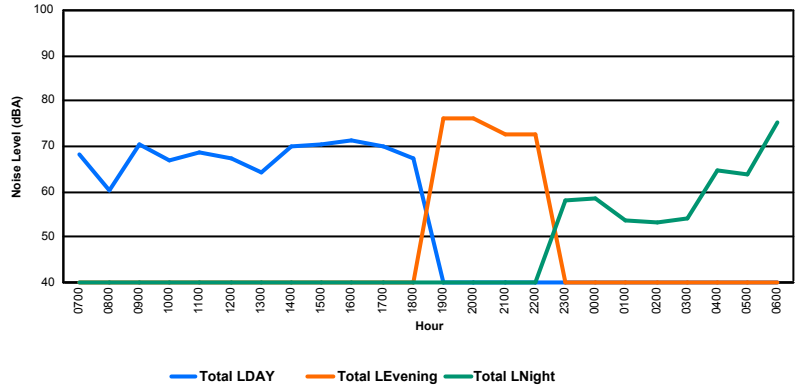

LE GOUVERNEMENT
DU GRAND-DUCHÉ DE LUXEMBOURG
Administration de la navigation aérienne

Luxembourg Airport

Noise Distribution by Hour

Between 31/05/2019 00:00:00 and 31/05/2019 23:59:59 (Local Time)

Day	Aircraft Events	Total LDEN dB (A)	Aircraft LDEN dB(A)	Background LDEN dB(A)	Total LDay dB(A)	Total LEvening dB(A)	Total LNight dB (A)
31/05/19 7:00	3	69.8	64.7	68.3	69.8	-	-
31/05/19 8:00	1	63.2	54.5	62.7	63.2	-	-
31/05/19 9:00	2	68.5	64.9	66.1	68.5	-	-
31/05/19 10:00	6	70.5	65.9	68.7	70.5	-	-
31/05/19 11:00	9	73.2	68.0	71.6	73.2	-	-
31/05/19 12:00	14	72.7	72.6	59.1	72.7	-	-
31/05/19 13:00	6	67.7	66.8	60.7	67.7	-	-
31/05/19 14:00	6	71.2	67.3	68.9	71.2	-	-
31/05/19 15:00	13	71.7	71.3	61.5	71.7	-	-
31/05/19 16:00	17	70.6	70.3	58.7	70.6	-	-
31/05/19 17:00	11	77.8	71.8	76.5	77.8	-	-
31/05/19 18:00	10	71.3	67.9	68.6	71.3	-	-
31/05/19 19:00	5	74.6	69.6	73.0	-	74.6	-
31/05/19 20:00	5	77.6	74.4	74.4	-	77.6	-
31/05/19 21:00	5	77.1	71.0	76.2	-	77.1	-
31/05/19 22:00	2	77.8	72.3	76.4	-	77.8	-
31/05/19 23:00	1	79.6	78.8	72.1	-	-	79.6
01/06/19 0:00	-	79.0	-	79.0	-	-	79.0
01/06/19 1:00	-	56.7	-	56.7	-	-	56.7
01/06/19 2:00	-	56.8	-	56.8	-	-	56.8
01/06/19 3:00	-	59.0	-	59.0	-	-	59.0
01/06/19 4:00	-	60.1	-	60.1	-	-	60.1
01/06/19 5:00	-	64.3	-	64.5	-	-	64.3
01/06/19 6:00	11	80.4	79.9	71.1	-	-	80.4
	127	**74.5**	**71.4**	**71.6**	**72.0**	**76.9**	**75.5**

Location: Mid Runway NMT # 3

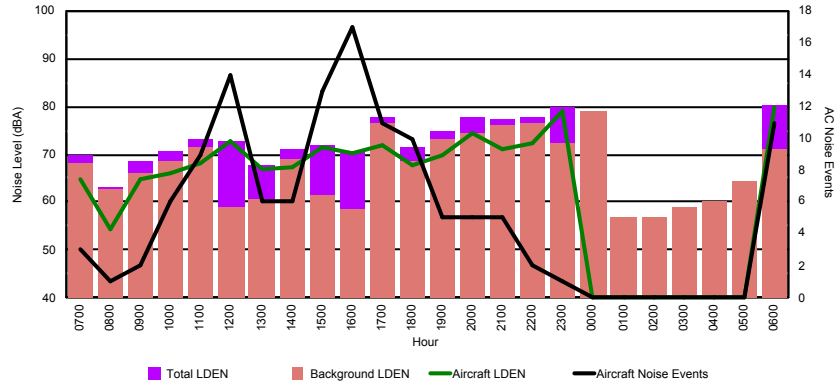

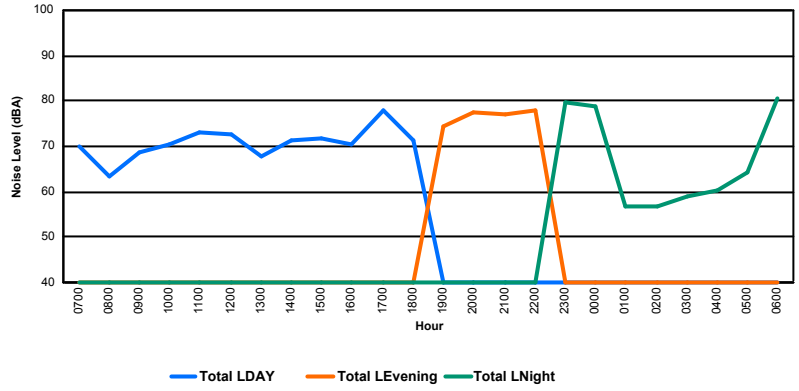

LE GOUVERNEMENT
DU GRAND-DUCHÉ DE LUXEMBOURG
Administration de la navigation aérienne

Luxembourg Airport

Noise Distribution by Hour

Between 31/05/2019 00:00:00 and 31/05/2019 23:59:59 (Local Time)

Day	Aircraft Events	Total LDEN dB (A)	Aircraft LDEN dB(A)	Background LDEN dB(A)	Total LDay dB(A)	Total LEvening dB(A)	Total LNight dB (A)
31/05/19 7:00	5	66.7	65.5	62.7	66.7	-	-
31/05/19 8:00	4	61.0	55.1	62.3	61.0	-	-
31/05/19 9:00	3	61.4	56.2	60.0	61.4	-	-
31/05/19 10:00	7	62.2	59.3	59.3	62.2	-	-
31/05/19 11:00	11	69.7	69.3	59.5	69.7	-	-
31/05/19 12:00	9	65.2	64.2	58.8	65.2	-	-
31/05/19 13:00	6	63.0	60.8	59.2	63.0	-	-
31/05/19 14:00	5	62.4	59.6	59.3	62.4	-	-
31/05/19 15:00	5	63.1	61.0	59.1	63.1	-	-
31/05/19 16:00	3	67.2	66.6	58.4	67.2	-	-
31/05/19 17:00	7	63.6	62.0	58.5	63.6	-	-
31/05/19 18:00	13	66.1	65.3	58.5	66.1	-	-
31/05/19 19:00	6	67.4	65.7	62.7	-	67.4	-
31/05/19 20:00	5	68.4	67.2	62.2	-	68.4	-
31/05/19 21:00	5	75.8	75.6	62.4	-	75.8	-
31/05/19 22:00	3	76.0	75.8	63.7	-	76.0	-
31/05/19 23:00	2	79.3	79.0	67.6	-	-	79.3
01/06/19 0:00	2	76.5	76.0	68.6	-	-	76.5
01/06/19 1:00	-	65.8	-	66.8	-	-	65.8
01/06/19 2:00	-	64.2	-	65.0	-	-	64.2
01/06/19 3:00	-	64.1	-	64.3	-	-	64.1
01/06/19 4:00	-	64.8	-	65.0	-	-	64.8
01/06/19 5:00	-	67.1	-	67.7	-	-	67.1
01/06/19 6:00	2	68.8	53.3	70.1	-	-	68.8
	103	**70.7**	**69.9**	**64.1**	**65.1**	**73.5**	**72.9**

Location: NDB-Hamm NMT # 4

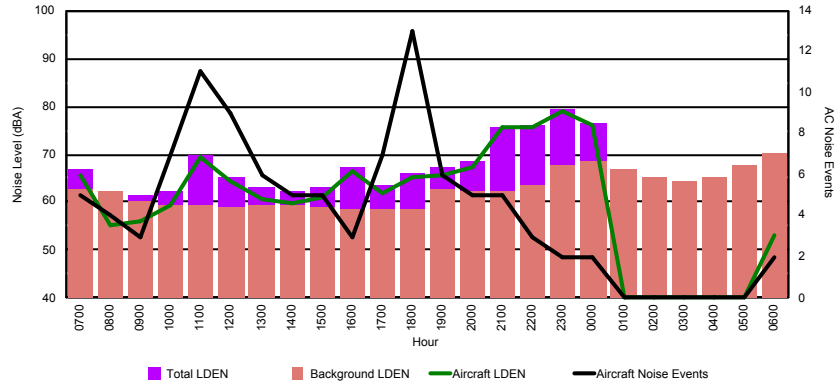

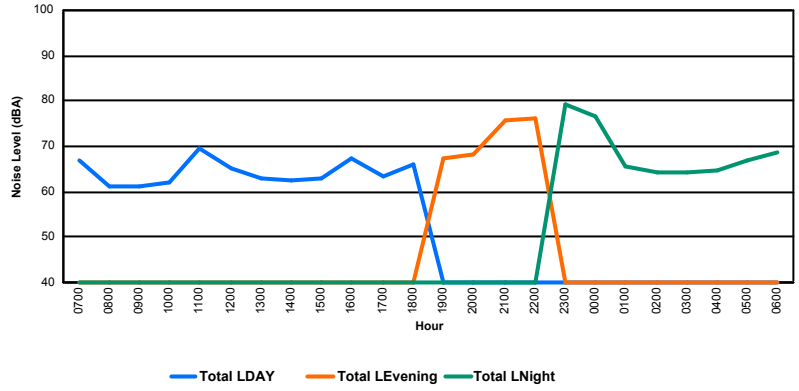

LE GOUVERNEMENT
DU GRAND-DUCHÉ DE LUXEMBOURG
Administration de la navigation aérienne

Luxembourg Airport

Noise Distribution by Hour

Between 01/06/2019 00:00:00 and 01/06/2019 23:59:59 (Local Time)

Day	Aircraft Events	Total LDEN dB (A)	Aircraft LDEN dB(A)	Background LDEN dB(A)	Total LDay dB(A)	Total LEvening dB(A)	Total LNight dB (A)
01/06/19 7:00	1	58.2	46.1	58.1	58.2	-	-
01/06/19 8:00	4	65.5	63.3	61.8	65.5	-	-
01/06/19 9:00	-	57.7	-	57.7	57.7	-	-
01/06/19 10:00	2	57.4	54.3	54.5	57.4	-	-
01/06/19 11:00	9	68.0	66.6	63.0	68.0	-	-
01/06/19 12:00	4	61.7	59.5	57.7	61.7	-	-
01/06/19 13:00	6	66.1	66.0	52.8	66.1	-	-
01/06/19 14:00	6	64.1	63.2	57.1	64.1	-	-
01/06/19 15:00	3	62.5	62.0	52.6	62.5	-	-
01/06/19 16:00	4	62.8	61.2	57.8	62.8	-	-
01/06/19 17:00	8	61.6	61.1	51.9	61.6	-	-
01/06/19 18:00	6	65.9	62.6	60.4	65.9	-	-
01/06/19 19:00	4	73.0	69.6	71.6	-	73.0	-
01/06/19 20:00	13	72.2	72.0	58.6	-	72.2	-
01/06/19 21:00	3	65.8	61.2	64.1	-	65.8	-
01/06/19 22:00	5	64.9	64.4	55.0	-	64.9	-
01/06/19 23:00	5	71.3	71.1	58.5	-	-	71.3
02/06/19 0:00	-	56.9	-	57.0	-	-	56.9
02/06/19 1:00	-	52.9	-	52.9	-	-	52.9
02/06/19 2:00	-	52.5	-	52.5	-	-	52.5
02/06/19 3:00	-	51.5	-	51.5	-	-	51.5
02/06/19 4:00	-	57.4	-	57.4	-	-	57.4
02/06/19 5:00	-	67.8	-	68.2	-	-	67.8
02/06/19 6:00	5	73.2	71.0	69.4	-	-	73.2
	88	**66.8**	**64.9**	**62.6**	**63.8**	**70.4**	**67.2**

Location: Roodt/Syr NMT # 1

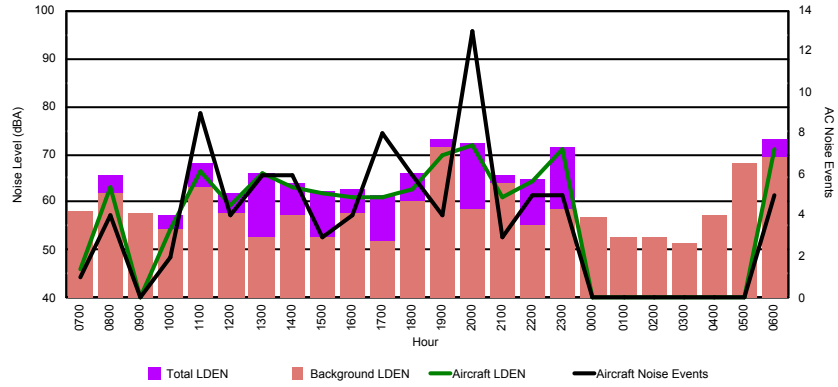

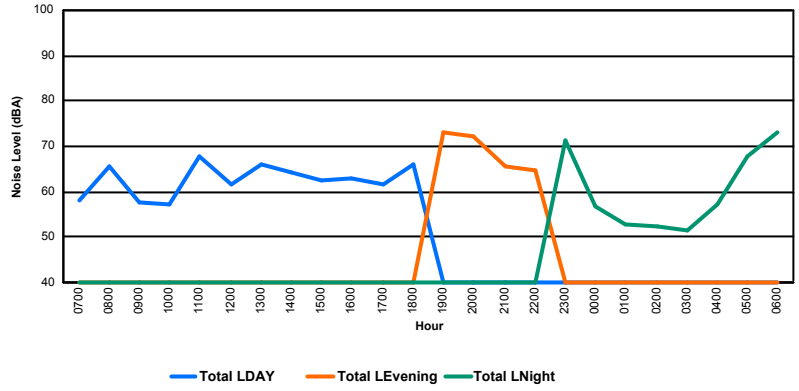

LE GOUVERNEMENT
DU GRAND-DUCHÉ DE LUXEMBOURG
Administration de la navigation aérienne

Luxembourg Airport

Noise Distribution by Hour

Between 01/06/2019 00:00:00 and 01/06/2019 23:59:59 (Local Time)

Day	Aircraft Events	Total LDEN dB (A)	Aircraft LDEN dB(A)	Background LDEN dB(A)	Total LDay dB(A)	Total LEvening dB(A)	Total LNight dB (A)
01/06/19 7:00	3	53.4	48.9	51.6	53.4	-	-
01/06/19 8:00	5	63.5	63.0	53.5	63.5	-	-
01/06/19 9:00	2	56.6	55.9	48.3	56.6	-	-
01/06/19 10:00	3	58.4	57.6	50.6	58.4	-	-
01/06/19 11:00	6	66.3	66.2	50.5	66.3	-	-
01/06/19 12:00	4	65.9	65.6	52.9	65.9	-	-
01/06/19 13:00	1	52.4	52.0	41.9	52.4	-	-
01/06/19 14:00	5	68.2	68.0	53.4	68.2	-	-
01/06/19 15:00	3	64.1	64.0	48.5	64.1	-	-
01/06/19 16:00	4	66.4	66.3	51.4	66.4	-	-
01/06/19 17:00	8	68.0	67.9	52.1	68.0	-	-
01/06/19 18:00	7	69.8	69.8	52.8	69.8	-	-
01/06/19 19:00	4	77.2	77.2	57.5	-	77.2	-
01/06/19 20:00	13	79.4	79.4	57.4	-	79.4	-
01/06/19 21:00	2	66.8	66.5	54.8	-	66.8	-
01/06/19 22:00	6	70.8	70.6	55.9	-	70.8	-
01/06/19 23:00	5	77.0	76.8	61.1	-	-	77.0
02/06/19 0:00	-	57.8	-	57.8	-	-	57.8
02/06/19 1:00	-	55.5	-	55.5	-	-	55.5
02/06/19 2:00	-	54.3	-	54.3	-	-	54.3
02/06/19 3:00	-	53.4	-	53.4	-	-	53.4
02/06/19 4:00	-	65.1	-	65.2	-	-	65.1
02/06/19 5:00	-	62.9	-	63.0	-	-	62.9
02/06/19 6:00	9	75.5	75.3	62.2	-	-	75.5
	90	**70.8**	**70.6**	**57.4**	**65.4**	**75.9**	**70.6**

Location: DVOR NMT # 2

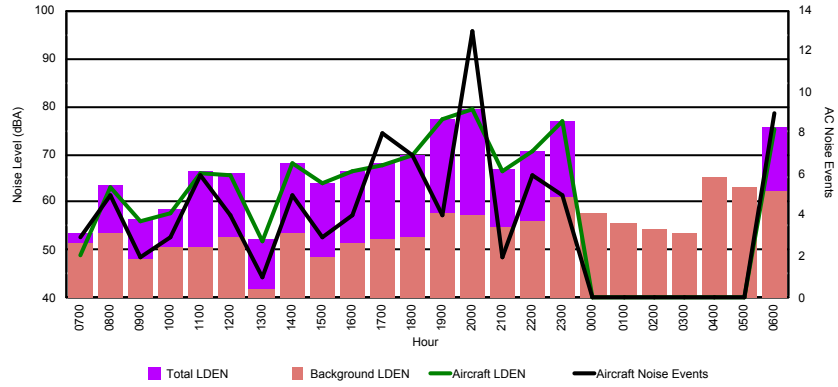

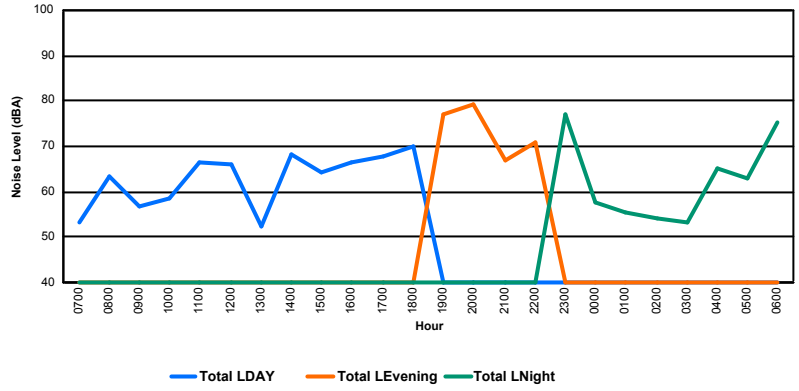

LE GOUVERNEMENT
DU GRAND-DUCHÉ DE LUXEMBOURG
Administration de la navigation aérienne

Luxembourg Airport

Noise Distribution by Hour

Between 01/06/2019 00:00:00 and 01/06/2019 23:59:59 (Local Time)

Day	Aircraft Events	Total LDEN dB (A)	Aircraft LDEN dB(A)	Background LDEN dB(A)	Total LDay dB(A)	Total LEvening dB(A)	Total LNight dB (A)
01/06/19 7:00	3	61.1	58.3	58.1	61.1	-	-
01/06/19 8:00	5	70.6	66.9	68.1	70.6	-	-
01/06/19 9:00	5	70.6	63.6	69.6	70.6	-	-
01/06/19 10:00	7	69.9	68.2	65.4	69.9	-	-
01/06/19 11:00	16	71.5	71.3	57.2	71.5	-	-
01/06/19 12:00	11	69.3	68.8	59.5	69.3	-	-
01/06/19 13:00	15	74.7	72.9	70.1	74.7	-	-
01/06/19 14:00	3	67.5	62.7	65.7	67.5	-	-
01/06/19 15:00	4	76.2	69.4	75.2	76.2	-	-
01/06/19 16:00	6	70.7	65.2	69.4	70.7	-	-
01/06/19 17:00	2	72.7	61.3	72.4	72.7	-	-
01/06/19 18:00	5	70.9	68.3	67.4	70.9	-	-
01/06/19 19:00	4	79.7	74.2	78.2	-	79.7	-
01/06/19 20:00	3	80.0	73.3	79.0	-	80.0	-
01/06/19 21:00	1	74.3	63.8	73.9	-	74.3	-
01/06/19 22:00	1	70.9	65.7	69.4	-	70.9	-
01/06/19 23:00	6	82.8	82.4	72.8	-	-	82.8
02/06/19 0:00	-	58.5	-	58.5	-	-	58.5
02/06/19 1:00	-	56.2	-	56.2	-	-	56.2
02/06/19 2:00	-	55.9	-	55.9	-	-	55.9
02/06/19 3:00	-	55.9	-	55.9	-	-	55.9
02/06/19 4:00	-	61.0	-	61.2	-	-	61.0
02/06/19 5:00	-	62.7	-	62.7	-	-	62.7
02/06/19 6:00	9	80.8	80.2	72.1	-	-	80.8
	106	**74.8**	**72.3**	**71.2**	**71.7**	**77.6**	**76.0**

Location: Mid Runway NMT # 3

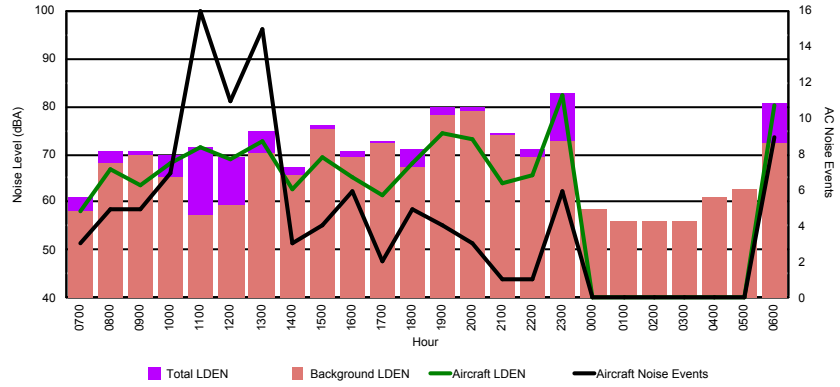

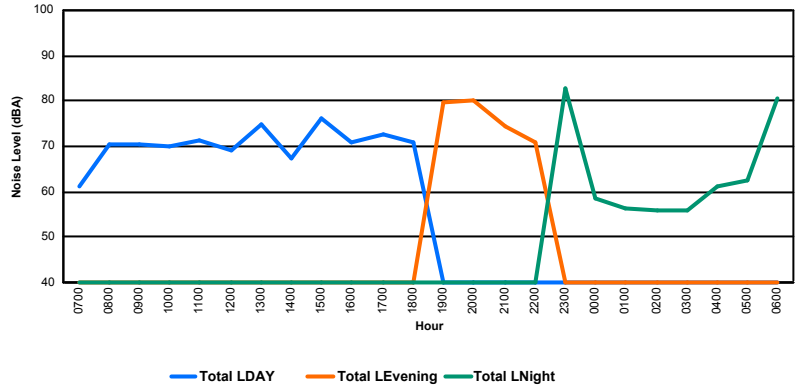

LE GOUVERNEMENT
DU GRAND-DUCHÉ DE LUXEMBOURG
Administration de la navigation aérienne

Luxembourg Airport

Noise Distribution by Hour

Between 01/06/2019 00:00:00 and 01/06/2019 23:59:59 (Local Time)

Day	Aircraft Events	Total LDEN dB (A)	Aircraft LDEN dB(A)	Background LDEN dB(A)	Total LDay dB(A)	Total LEvening dB(A)	Total LNight dB (A)
01/06/19 7:00	4	60.5	48.3	61.2	60.5	-	-
01/06/19 8:00	2	68.4	39.4	68.5	68.4	-	-
01/06/19 9:00	-	68.6	-	68.6	68.6	-	-
01/06/19 10:00	-	67.6	-	67.7	67.6	-	-
01/06/19 11:00	2	60.9	54.7	59.8	60.9	-	-
01/06/19 12:00	7	66.4	65.6	58.6	66.4	-	-
01/06/19 13:00	10	69.1	68.7	58.7	69.1	-	-
01/06/19 14:00	3	63.8	62.0	59.0	63.8	-	-
01/06/19 15:00	5	68.5	68.1	57.9	68.5	-	-
01/06/19 16:00	7	64.0	62.5	58.9	64.0	-	-
01/06/19 17:00	4	66.3	65.5	58.9	66.3	-	-
01/06/19 18:00	7	67.0	66.3	58.6	67.0	-	-
01/06/19 19:00	4	70.9	70.1	63.0	-	70.9	-
01/06/19 20:00	4	67.9	66.2	63.0	-	67.9	-
01/06/19 21:00	2	65.4	60.3	63.9	-	65.4	-
01/06/19 22:00	2	70.0	68.0	66.2	-	70.0	-
01/06/19 23:00	6	81.5	81.1	71.3	-	-	81.5
02/06/19 0:00	-	69.6	-	72.5	-	-	69.6
02/06/19 1:00	-	68.2	-	69.7	-	-	68.2
02/06/19 2:00	-	66.3	-	67.5	-	-	66.3
02/06/19 3:00	-	65.5	-	65.7	-	-	65.5
02/06/19 4:00	-	66.2	-	66.6	-	-	66.2
02/06/19 5:00	-	67.7	-	68.7	-	-	67.7
02/06/19 6:00	4	73.4	72.1	68.6	-	-	73.4
	73	**70.7**	**69.1**	**66.5**	**66.7**	**69.0**	**73.9**

Location: NDB-Hamm NMT # 4

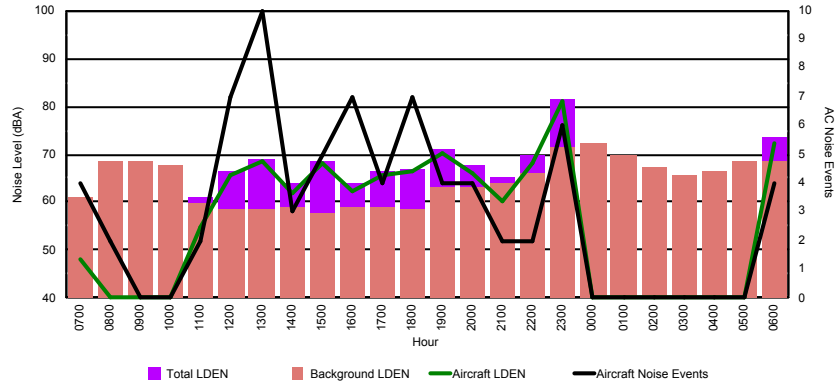

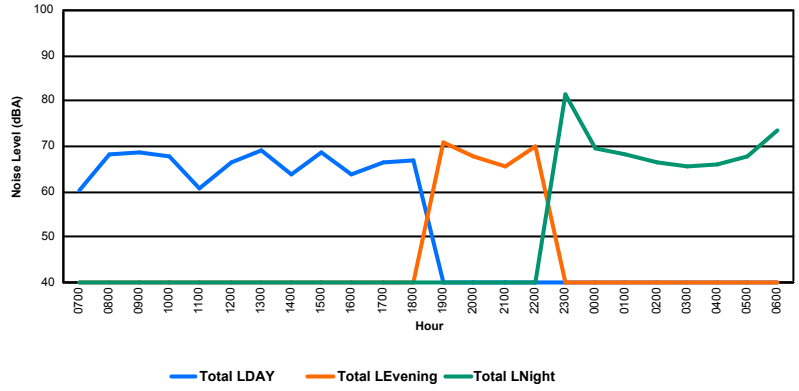

LE GOUVERNEMENT
DU GRAND-DUCHÉ DE LUXEMBOURG
Administration de la navigation aérienne

Luxembourg Airport

Noise Distribution by Hour

Between 02/06/2019 00:00:00 and 02/06/2019 23:59:59 (Local Time)

Day	Aircraft Events	Total LDEN dB (A)	Aircraft LDEN dB(A)	Background LDEN dB(A)	Total LDay dB(A)	Total LEvening dB(A)	Total LNight dB (A)
02/06/19 7:00	3	52.7	49.5	50.1	52.7	-	-
02/06/19 8:00	2	66.4	65.1	60.6	66.4	-	-
02/06/19 9:00	2	59.5	55.6	57.5	59.5	-	-
02/06/19 10:00	6	65.3	65.0	54.0	65.3	-	-
02/06/19 11:00	10	65.6	65.1	56.1	65.6	-	-
02/06/19 12:00	4	60.3	59.5	52.7	60.3	-	-
02/06/19 13:00	7	65.4	65.0	54.8	65.4	-	-
02/06/19 14:00	6	64.1	63.3	56.6	64.1	-	-
02/06/19 15:00	7	65.7	65.4	54.8	65.7	-	-
02/06/19 16:00	7	62.1	61.4	54.4	62.1	-	-
02/06/19 17:00	14	65.1	64.7	55.3	65.1	-	-
02/06/19 18:00	11	65.3	64.9	56.0	65.3	-	-
02/06/19 19:00	6	72.8	70.7	69.1	-	72.8	-
02/06/19 20:00	10	72.0	71.7	59.4	-	72.0	-
02/06/19 21:00	4	67.7	67.1	59.1	-	67.7	-
02/06/19 22:00	14	69.7	69.6	56.9	-	69.7	-
02/06/19 23:00	3	68.8	68.4	57.6	-	-	68.8
03/06/19 0:00	2	71.9	71.8	56.9	-	-	71.9
03/06/19 1:00	-	53.0	-	53.0	-	-	53.0
03/06/19 2:00	-	52.9	-	52.9	-	-	52.9
03/06/19 3:00	-	52.3	-	52.3	-	-	52.3
03/06/19 4:00	-	59.5	-	59.6	-	-	59.5
03/06/19 5:00	-	61.7	-	61.7	-	-	61.7
03/06/19 6:00	-	69.2	-	69.3	-	-	69.2
	118	**66.8**	**65.7**	**60.6**	**64.2**	**71.0**	**66.3**

Location: Roodt/Syr NMT # 1

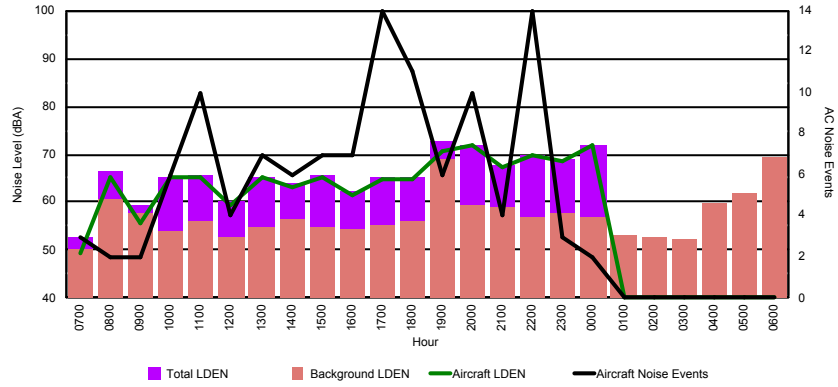

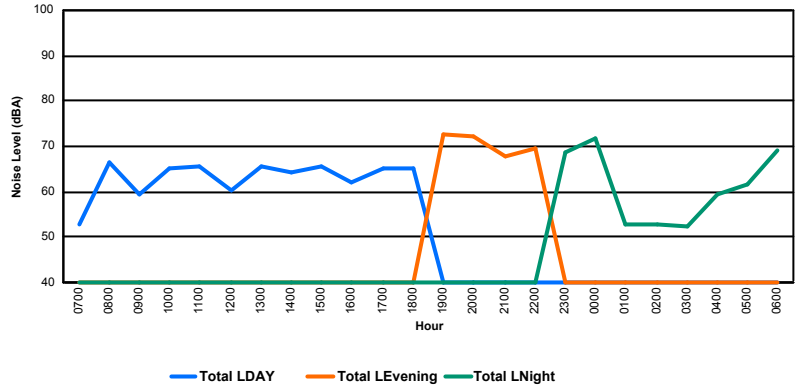

LE GOUVERNEMENT
DU GRAND-DUCHÉ DE LUXEMBOURG
Administration de la navigation aérienne

Luxembourg Airport

Noise Distribution by Hour

Between 02/06/2019 00:00:00 and 02/06/2019 23:59:59 (Local Time)

Day	Aircraft Events	Total LDEN dB (A)	Aircraft LDEN dB(A)	Background LDEN dB(A)	Total LDay dB(A)	Total LEvening dB(A)	Total LNight dB (A)
02/06/19 7:00	5	53.3	51.2	49.3	53.3	-	-
02/06/19 8:00	3	56.9	56.0	49.8	56.9	-	-
02/06/19 9:00	4	61.4	61.0	50.7	61.4	-	-
02/06/19 10:00	6	71.5	71.5	51.7	71.5	-	-
02/06/19 11:00	7	70.5	70.5	52.2	70.5	-	-
02/06/19 12:00	-	34.1	-	34.1	34.1	-	-
02/06/19 13:00	-	44.5	-	44.5	44.5	-	-
02/06/19 14:00	6	66.6	66.4	53.2	66.6	-	-
02/06/19 15:00	7	64.2	64.0	51.6	64.2	-	-
02/06/19 16:00	-	44.3	-	44.3	44.3	-	-
02/06/19 17:00	-	37.4	-	37.4	37.4	-	-
02/06/19 18:00	-	34.7	-	34.7	34.7	-	-
02/06/19 19:00	-	36.8	-	36.8	-	36.8	-
02/06/19 20:00	3	67.2	66.6	57.6	-	67.2	-
02/06/19 21:00	6	78.8	78.8	58.6	-	78.8	-
02/06/19 22:00	14	75.5	75.4	60.9	-	75.5	-
02/06/19 23:00	4	75.0	74.3	67.2	-	-	75.0
03/06/19 0:00	2	77.3	77.3	57.0	-	-	77.3
03/06/19 1:00	-	47.5	-	47.5	-	-	47.5
03/06/19 2:00	-	54.5	-	54.5	-	-	54.5
03/06/19 3:00	-	55.3	-	55.3	-	-	55.3
03/06/19 4:00	-	64.2	-	64.3	-	-	64.2
03/06/19 5:00	-	64.3	-	64.3	-	-	64.3
03/06/19 6:00	5	66.7	57.4	66.9	-	-	66.7
	72	**70.1**	**69.8**	**59.3**	**64.6**	**74.6**	**70.8**

Location: DVOR NMT # 2

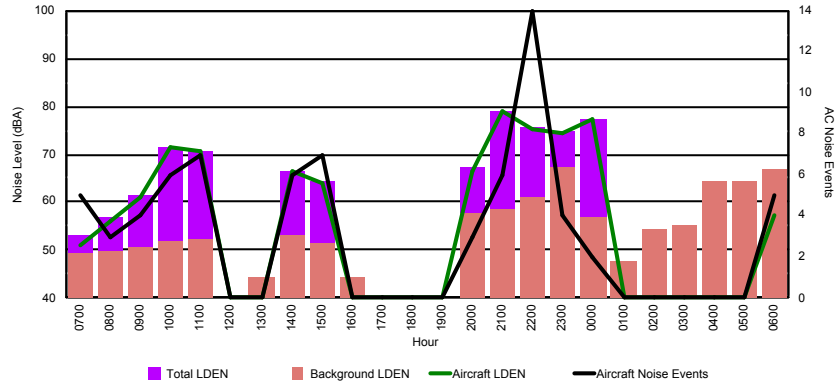

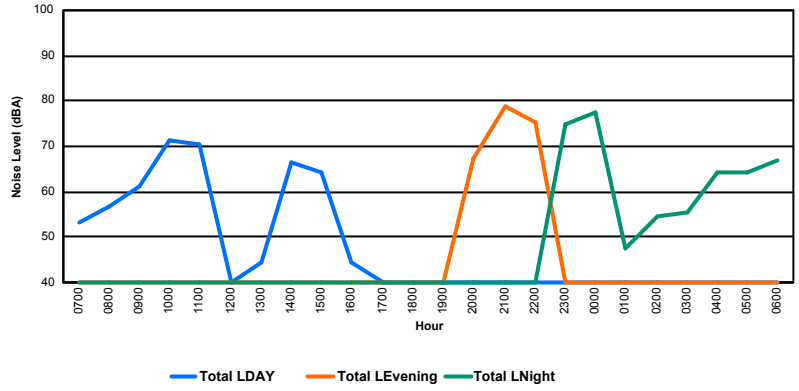

LE GOUVERNEMENT
DU GRAND-DUCHÉ DE LUXEMBOURG
Administration de la navigation aérienne

Luxembourg Airport

Noise Distribution by Hour

Between 02/06/2019 00:00:00 and 02/06/2019 23:59:59 (Local Time)

Day	Aircraft Events	Total LDEN dB (A)	Aircraft LDEN dB(A)	Background LDEN dB(A)	Total LDay dB(A)	Total LEvening dB(A)	Total LNight dB (A)
02/06/19 7:00	5	68.8	65.4	66.6	68.8	-	-
02/06/19 8:00	3	72.1	68.8	69.6	72.1	-	-
02/06/19 9:00	5	71.3	68.3	68.5	71.3	-	-
02/06/19 10:00	3	72.0	64.7	71.1	72.0	-	-
02/06/19 11:00	5	68.1	63.6	66.3	68.1	-	-
02/06/19 12:00	9	68.8	67.7	62.2	68.8	-	-
02/06/19 13:00	4	65.0	59.5	63.7	65.0	-	-
02/06/19 14:00	7	68.8	66.2	65.4	68.8	-	-
02/06/19 15:00	5	74.5	67.7	73.5	74.5	-	-
02/06/19 16:00	4	64.1	62.0	60.0	64.1	-	-
02/06/19 17:00	8	69.4	67.7	64.6	69.4	-	-
02/06/19 18:00	17	71.2	70.3	63.7	71.2	-	-
02/06/19 19:00	8	77.6	72.6	76.0	-	77.6	-
02/06/19 20:00	4	75.6	71.1	73.9	-	75.6	-
02/06/19 21:00	4	78.5	69.7	77.9	-	78.5	-
02/06/19 22:00	4	74.1	71.8	70.5	-	74.1	-
02/06/19 23:00	1	83.0	76.7	81.8	-	-	83.0
03/06/19 0:00	-	66.2	-	66.3	-	-	66.2
03/06/19 1:00	-	56.9	-	56.9	-	-	56.9
03/06/19 2:00	-	57.3	-	57.4	-	-	57.3
03/06/19 3:00	-	55.1	-	55.1	-	-	55.1
03/06/19 4:00	-	59.5	-	59.5	-	-	59.5
03/06/19 5:00	-	82.8	-	82.8	-	-	82.8
03/06/19 6:00	11	84.1	80.3	82.4	-	-	84.1
	107	**76.1**	**70.5**	**74.9**	**70.4**	**76.8**	**79.1**

Location: Mid Runway NMT # 3

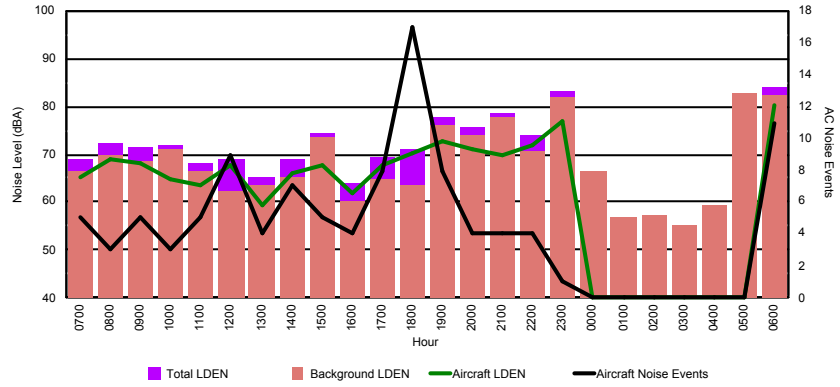

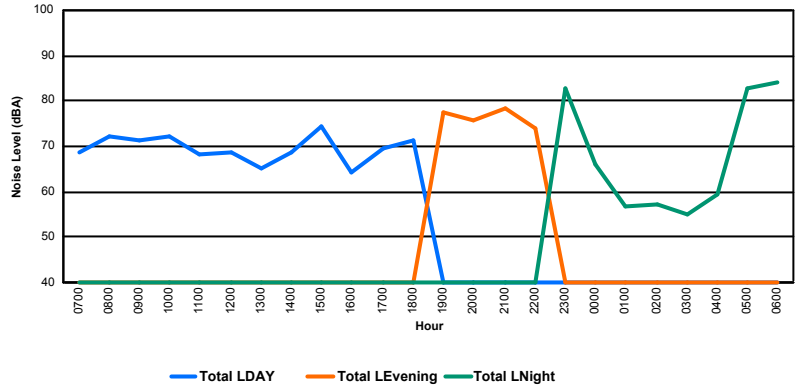

LE GOUVERNEMENT
DU GRAND-DUCHÉ DE LUXEMBOURG
Administration de la navigation aérienne

Luxembourg Airport

Noise Distribution by Hour

Between 02/06/2019 00:00:00 and 02/06/2019 23:59:59 (Local Time)

Day	Aircraft Events	Total LDEN dB (A)	Aircraft LDEN dB(A)	Background LDEN dB(A)	Total LDay dB(A)	Total LEvening dB(A)	Total LNight dB (A)
02/06/19 7:00	3	63.5	62.8	55.6	63.5	-	-
02/06/19 8:00	3	65.1	64.6	55.3	65.1	-	-
02/06/19 9:00	5	63.6	62.7	56.7	63.6	-	-
02/06/19 10:00	6	66.1	65.6	57.3	66.1	-	-
02/06/19 11:00	6	62.5	60.9	57.7	62.5	-	-
02/06/19 12:00	9	62.8	61.2	58.0	62.8	-	-
02/06/19 13:00	5	61.1	58.5	57.7	61.1	-	-
02/06/19 14:00	7	63.6	62.2	58.3	63.6	-	-
02/06/19 15:00	7	67.7	67.2	58.1	67.7	-	-
02/06/19 16:00	3	58.8	54.1	57.0	58.8	-	-
02/06/19 17:00	8	64.5	63.7	57.3	64.5	-	-
02/06/19 18:00	14	67.8	67.3	57.8	67.8	-	-
02/06/19 19:00	8	71.3	70.6	62.3	-	71.3	-
02/06/19 20:00	5	74.2	74.0	62.0	-	74.2	-
02/06/19 21:00	5	67.2	64.9	63.6	-	67.2	-
02/06/19 22:00	4	70.5	69.6	63.5	-	70.5	-
02/06/19 23:00	4	80.2	79.9	68.3	-	-	80.2
03/06/19 0:00	-	65.8	-	67.0	-	-	65.8
03/06/19 1:00	-	63.2	-	63.9	-	-	63.2
03/06/19 2:00	-	63.0	-	63.6	-	-	63.0
03/06/19 3:00	-	63.9	-	64.0	-	-	63.9
03/06/19 4:00	-	65.5	-	65.8	-	-	65.5
03/06/19 5:00	-	69.3	-	70.9	-	-	69.3
03/06/19 6:00	18	75.6	74.8	74.3	-	-	75.6
	120	**70.3**	**69.3**	**65.0**	**64.6**	**71.5**	**73.1**

Location: NDB-Hamm NMT # 4

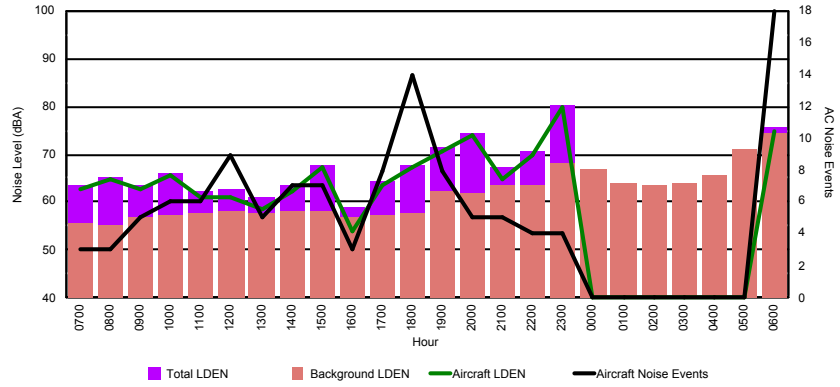

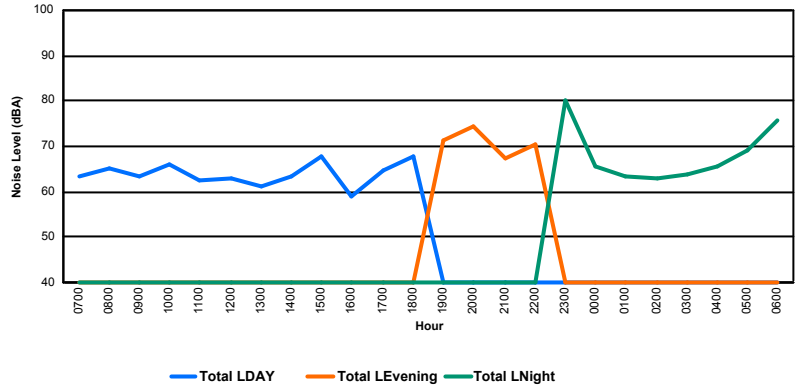

LE GOUVERNEMENT
DU GRAND-DUCHÉ DE LUXEMBOURG
Administration de la navigation aérienne

Luxembourg Airport

Noise Distribution by Hour

Between 03/06/2019 00:00:00 and 03/06/2019 23:59:59 (Local Time)

Day	Aircraft Events	Total LDEN dB (A)	Aircraft LDEN dB(A)	Background LDEN dB(A)	Total LDay dB(A)	Total LEvening dB(A)	Total LNight dB (A)
03/06/19 7:00	5	66.2	65.6	58.2	66.2	-	-
03/06/19 8:00	3	61.0	58.7	57.2	61.0	-	-
03/06/19 9:00	8	64.2	63.8	53.9	64.2	-	-
03/06/19 10:00	13	65.6	65.3	55.0	65.6	-	-
03/06/19 11:00	5	62.2	61.2	55.5	62.2	-	-
03/06/19 12:00	6	66.4	63.4	63.6	66.4	-	-
03/06/19 13:00	4	61.8	56.1	60.6	61.8	-	-
03/06/19 14:00	10	66.3	64.8	61.3	66.3	-	-
03/06/19 15:00	8	65.3	64.3	58.3	65.3	-	-
03/06/19 16:00	8	64.2	63.8	53.8	64.2	-	-
03/06/19 17:00	9	65.9	65.5	56.4	65.9	-	-
03/06/19 18:00	9	64.1	63.9	52.4	64.1	-	-
03/06/19 19:00	1	59.1	56.6	55.6	-	59.1	-
03/06/19 20:00	9	68.7	68.4	57.4	-	68.7	-
03/06/19 21:00	6	66.3	64.6	61.4	-	66.3	-
03/06/19 22:00	13	69.5	69.3	56.4	-	69.5	-
03/06/19 23:00	3	71.8	71.7	56.9	-	-	71.8
04/06/19 0:00	1	70.3	70.2	53.7	-	-	70.3
04/06/19 1:00	-	51.1	-	51.1	-	-	51.1
04/06/19 2:00	-	51.9	-	51.9	-	-	51.9
04/06/19 3:00	2	72.8	72.8	53.3	-	-	72.8
04/06/19 4:00	-	59.5	-	59.6	-	-	59.5
04/06/19 5:00	-	65.5	-	65.6	-	-	65.5
04/06/19 6:00	7	75.6	74.3	70.0	-	-	75.6
	130	**67.8**	**66.9**	**60.5**	**64.8**	**67.3**	**70.3**

Location: Roodt/Syr NMT # 1

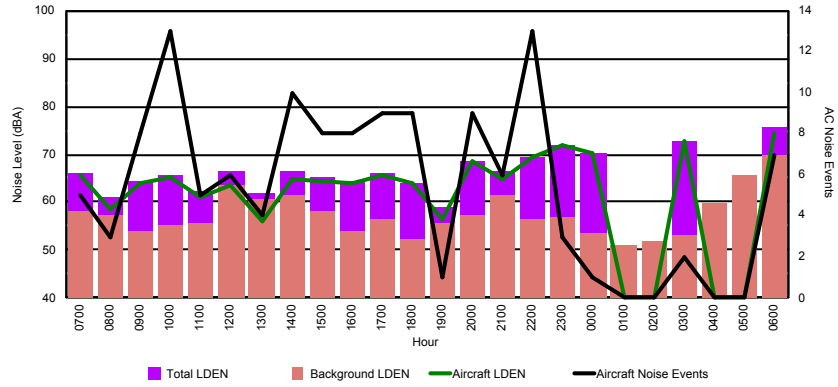

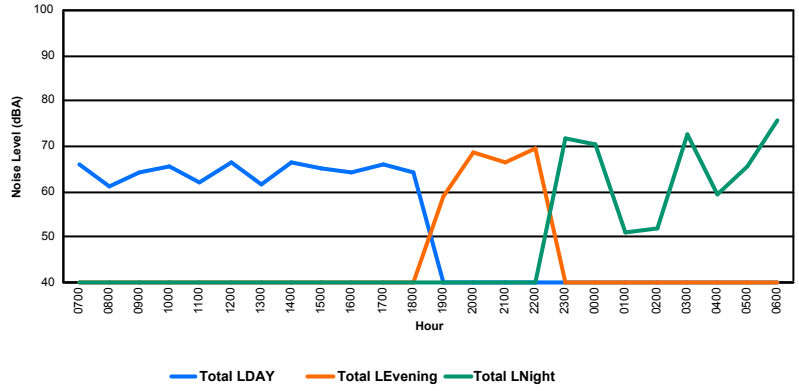

LE GOUVERNEMENT
DU GRAND-DUCHÉ DE LUXEMBOURG
Administration de la navigation aérienne

Luxembourg Airport

Noise Distribution by Hour

Between 03/06/2019 00:00:00 and 03/06/2019 23:59:59 (Local Time)

Day	Aircraft Events	Total LDEN dB (A)	Aircraft LDEN dB(A)	Background LDEN dB(A)	Total LDay dB(A)	Total LEvening dB(A)	Total LNight dB (A)
03/06/19 7:00	3	69.1	68.9	55.3	69.1	-	-
03/06/19 8:00	3	73.1	73.0	51.9	73.1	-	-
03/06/19 9:36	4	139.0	135.0	136.8	139.0	-	-
03/06/19 10:49	1	68.1	62.0	66.9	68.1	-	-
03/06/19 11:00	-	68.4	-	68.4	68.4	-	-
03/06/19 12:00	5	70.7	69.8	63.3	70.7	-	-
03/06/19 13:00	-	62.1	-	62.1	62.1	-	-
03/06/19 14:00	5	78.4	71.6	77.4	78.4	-	-
03/06/19 15:00	2	71.1	60.8	70.8	71.1	-	-
03/06/19 16:00	2	68.9	63.3	67.6	68.9	-	-
03/06/19 17:00	4	78.6	62.4	78.5	78.6	-	-
03/06/19 18:00	1	67.1	60.1	66.2	67.1	-	-
03/06/19 19:00	2	75.9	67.4	75.2	-	75.9	-
03/06/19 20:00	5	82.9	82.6	70.8	-	82.9	-
03/06/19 21:00	1	71.9	62.2	71.4	-	71.9	-
03/06/19 22:00	3	75.6	68.7	74.7	-	75.6	-
03/06/19 23:00	-	78.7	-	78.7	-	-	78.7
04/06/19 0:00	-	76.4	-	76.4	-	-	76.4
04/06/19 1:00	-	52.2	-	52.2	-	-	52.2
04/06/19 2:00	-	86.9	-	86.8	-	-	86.9
04/06/19 3:00	-	67.4	-	67.4	-	-	67.4
04/06/19 4:00	-	74.2	-	74.2	-	-	74.2
04/06/19 5:00	-	52.5	-	52.5	-	-	52.5
04/06/19 6:00	3	65.7	64.9	58.3	-	-	65.7
	44	**121.5**	**117.5**	**119.3**	**124.7**	**78.5**	**79.1**

Location: DVOR NMT # 2

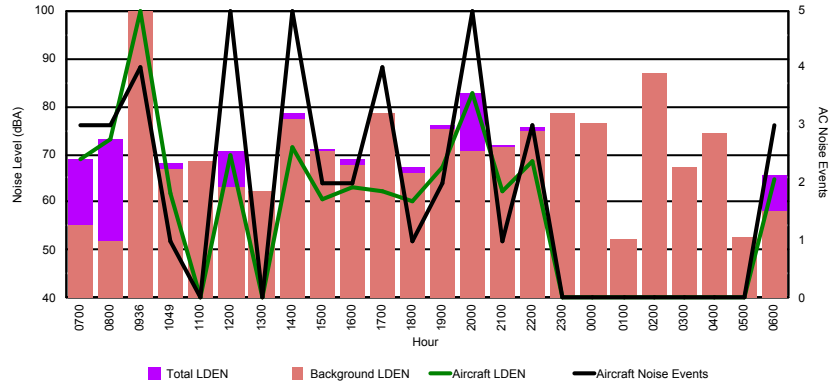

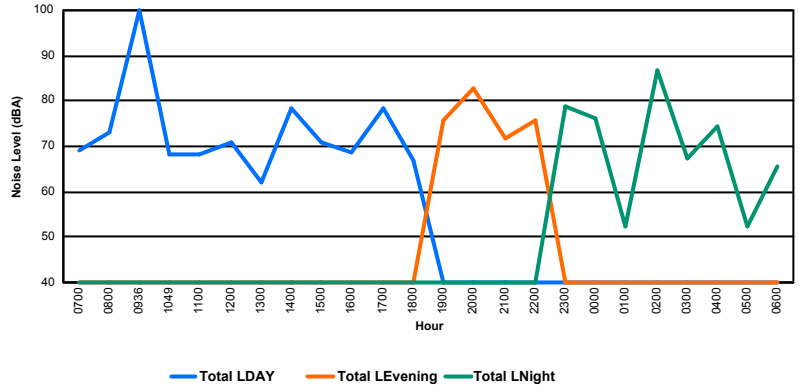

LE GOUVERNEMENT
DU GRAND-DUCHÉ DE LUXEMBOURG
Administration de la navigation aérienne

Luxembourg Airport

Noise Distribution by Hour

Between 03/06/2019 00:00:00 and 03/06/2019 23:59:59 (Local Time)

Day	Aircraft Events	Total LDEN dB (A)	Aircraft LDEN dB(A)	Background LDEN dB(A)	Total LDay dB(A)	Total LEvening dB(A)	Total LNight dB (A)
03/06/19 7:00	-	70.9	-	71.2	70.9	-	-
03/06/19 8:00	6	71.0	66.4	69.4	71.0	-	-
03/06/19 9:00	2	69.1	63.0	67.9	69.1	-	-
03/06/19 10:00	8	68.5	65.0	66.1	68.5	-	-
03/06/19 11:00	9	67.5	64.9	64.2	67.5	-	-
03/06/19 12:00	12	67.9	66.1	63.2	67.9	-	-
03/06/19 13:00	5	67.1	63.5	64.7	67.1	-	-
03/06/19 14:00	12	67.4	65.1	63.7	67.4	-	-
03/06/19 15:00	10	71.6	70.2	66.1	71.6	-	-
03/06/19 16:00	11	72.4	69.7	69.6	72.4	-	-
03/06/19 17:00	9	76.6	72.4	74.7	76.6	-	-
03/06/19 18:00	5	69.4	65.8	67.0	69.4	-	-
03/06/19 19:00	15	73.5	73.2	62.5	-	73.5	-
03/06/19 20:00	5	76.9	75.7	70.8	-	76.9	-
03/06/19 21:00	4	73.8	70.9	70.8	-	73.8	-
03/06/19 22:00	6	80.5	75.7	78.8	-	80.5	-
03/06/19 23:00	2	76.6	75.0	71.6	-	-	76.6
04/06/19 0:00	-	67.2	-	67.2	-	-	67.2
04/06/19 1:00	-	56.0	-	56.0	-	-	56.0
04/06/19 2:00	-	63.8	-	63.9	-	-	63.8
04/06/19 3:00	-	69.9	-	70.0	-	-	69.9
04/06/19 4:00	-	62.4	-	62.5	-	-	62.4
04/06/19 5:00	-	76.4	-	76.5	-	-	76.4
04/06/19 6:00	15	84.0	81.6	82.5	-	-	84.0
	136	**74.7**	**71.6**	**72.7**	**70.9**	**77.2**	**76.5**

Location: Mid Runway NMT # 3

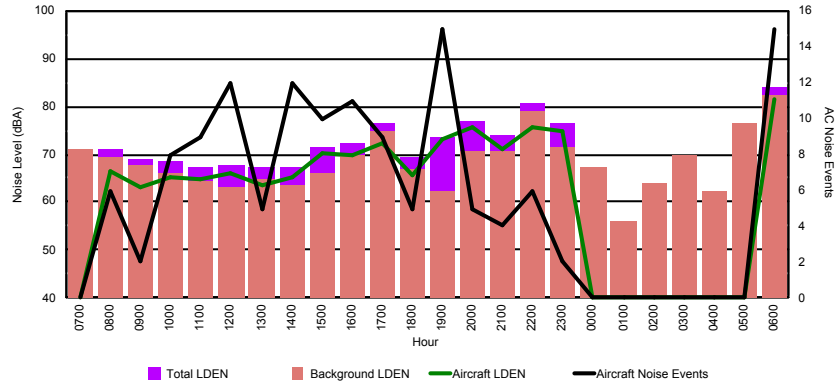

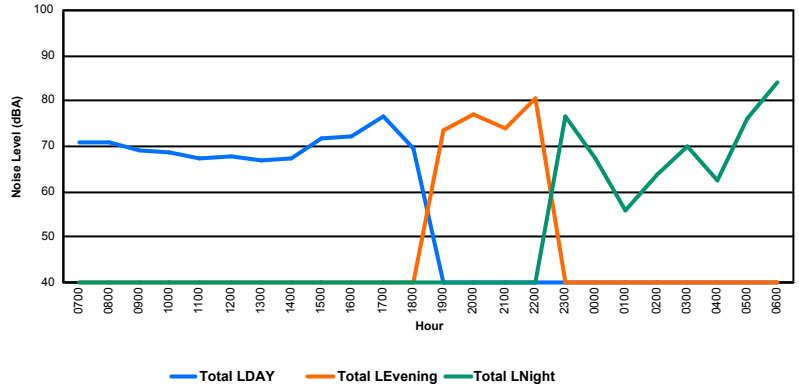

LE GOUVERNEMENT
DU GRAND-DUCHÉ DE LUXEMBOURG
Administration de la navigation aérienne

Luxembourg Airport

Noise Distribution by Hour

Between 03/06/2019 00:00:00 and 03/06/2019 23:59:59 (Local Time)

Day	Aircraft Events	Total LDEN dB (A)	Aircraft LDEN dB(A)	Background LDEN dB(A)	Total LDay dB(A)	Total LEvening dB(A)	Total LNight dB (A)
03/06/19 7:00	3	62.3	53.8	64.9	62.3	-	-
03/06/19 8:00	10	65.9	64.6	63.1	65.9	-	-
03/06/19 9:00	4	63.9	61.5	60.4	63.9	-	-
03/06/19 10:00	6	62.4	59.0	59.9	62.4	-	-
03/06/19 11:00	10	63.3	61.3	59.3	63.3	-	-
03/06/19 12:00	7	64.5	63.4	58.2	64.5	-	-
03/06/19 13:00	5	64.3	62.5	59.8	64.3	-	-
03/06/19 14:00	4	61.1	55.2	59.9	61.1	-	-
03/06/19 15:00	9	66.6	65.7	59.6	66.6	-	-
03/06/19 16:00	9	63.8	61.8	60.0	63.8	-	-
03/06/19 17:00	8	68.3	67.9	58.3	68.3	-	-
03/06/19 18:00	9	63.2	61.8	57.7	63.2	-	-
03/06/19 19:00	8	66.5	64.4	62.7	-	66.5	-
03/06/19 20:00	4	71.7	71.2	62.8	-	71.7	-
03/06/19 21:00	5	66.8	65.1	62.3	-	66.8	-
03/06/19 22:00	7	76.5	76.4	61.0	-	76.5	-
03/06/19 23:00	1	68.7	66.7	64.3	-	-	68.7
04/06/19 0:00	-	61.3	-	61.6	-	-	61.3
04/06/19 1:00	-	61.8	-	62.2	-	-	61.8
04/06/19 2:00	-	62.2	-	62.7	-	-	62.2
04/06/19 3:00	-	64.2	-	64.4	-	-	64.2
04/06/19 4:00	-	66.2	-	66.7	-	-	66.2
04/06/19 5:00	-	69.8	-	71.1	-	-	69.8
04/06/19 6:00	3	78.5	77.4	75.3	-	-	78.5
	112	**69.3**	**67.9**	**65.4**	**64.6**	**72.3**	**70.9**

Location: NDB-Hamm NMT # 4

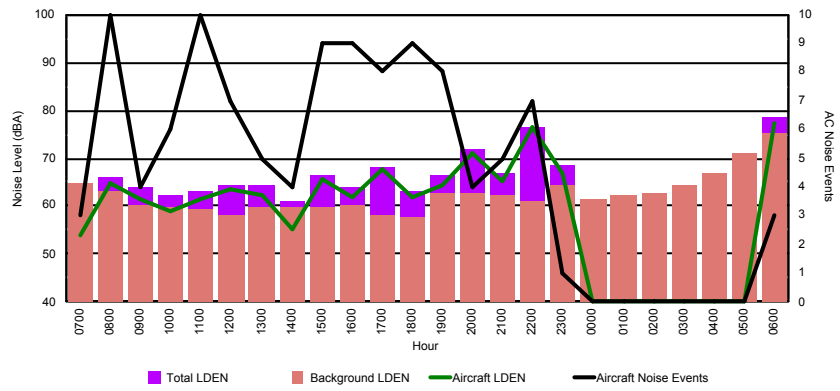

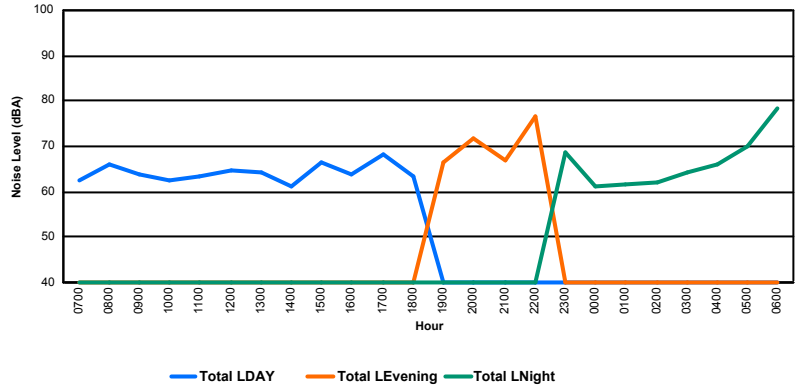

LE GOUVERNEMENT
DU GRAND-DUCHÉ DE LUXEMBOURG
Administration de la navigation aérienne

Luxembourg Airport

Noise Distribution by Hour

Between 04/06/2019 00:00:00 and 04/06/2019 23:59:59 (Local Time)

Day	Aircraft Events	Total LDEN dB (A)	Aircraft LDEN dB(A)	Background LDEN dB(A)	Total LDay dB(A)	Total LEvening dB(A)	Total LNight dB (A)
04/06/19 7:00	5	65.1	64.7	55.8	65.1	-	-
04/06/19 8:00	2	59.0	52.2	58.3	59.0	-	-
04/06/19 9:00	3	54.7	49.7	53.2	54.7	-	-
04/06/19 10:00	8	60.2	57.8	56.7	60.2	-	-
04/06/19 11:00	6	58.7	56.8	54.4	58.7	-	-
04/06/19 12:00	4	57.9	54.2	55.7	57.9	-	-
04/06/19 13:00	1	100.2	52.3	100.1	100.2	-	-
04/06/19 14:00	3	57.3	51.0	56.2	57.3	-	-
04/06/19 15:00	3	58.9	58.1	51.6	58.9	-	-
04/06/19 16:00	3	53.0	49.2	50.8	53.0	-	-
04/06/19 17:00	5	57.4	56.0	52.0	57.4	-	-
04/06/19 18:00	7	54.6	52.2	51.1	54.6	-	-
04/06/19 19:00	4	60.6	59.3	54.7	-	60.6	-
04/06/19 20:00	4	59.5	58.0	54.2	-	59.5	-
04/06/19 21:00	6	63.0	62.5	53.3	-	63.0	-
04/06/19 22:00	12	62.5	61.6	55.6	-	62.5	-
04/06/19 23:00	1	55.6	51.0	53.9	-	-	55.6
05/06/19 0:00	1	56.7	55.2	51.4	-	-	56.7
05/06/19 1:00	-	55.7	-	55.8	-	-	55.7
05/06/19 2:00	1	61.9	61.7	46.9	-	-	61.9
05/06/19 3:00	-	45.2	-	45.2	-	-	45.2
05/06/19 4:00	-	52.1	-	52.1	-	-	52.1
05/06/19 5:00	-	60.3	-	60.3	-	-	60.3
05/06/19 6:00	1	64.3	62.8	58.9	-	-	64.3
	80	**86.4**	**57.9**	**86.3**	**89.4**	**61.6**	**59.2**

Location: Roodt/Syr NMT # 1

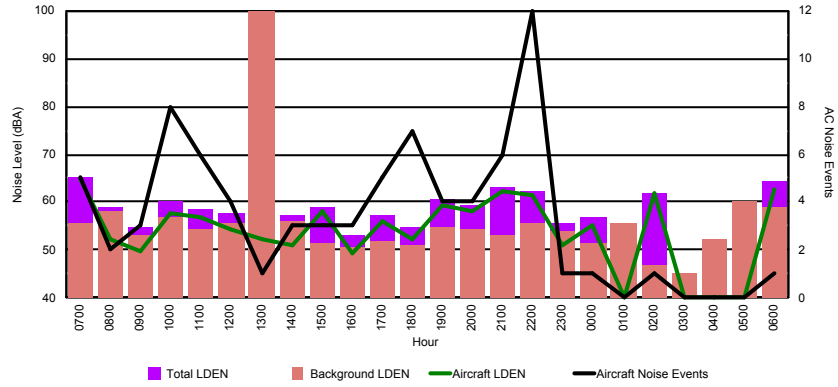

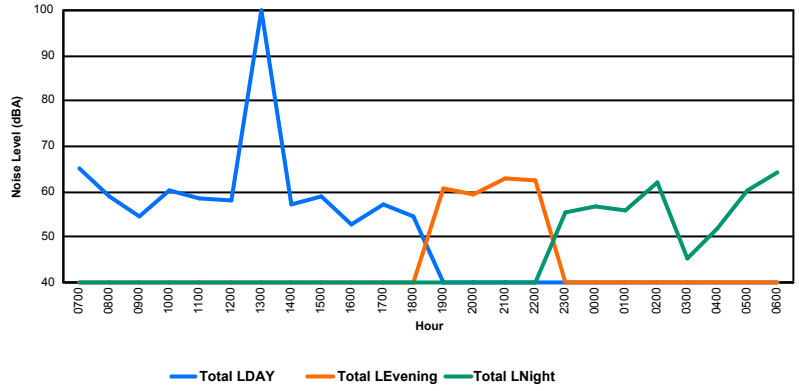

LE GOUVERNEMENT
DU GRAND-DUCHÉ DE LUXEMBOURG
Administration de la navigation aérienne

Luxembourg Airport

Noise Distribution by Hour

Between 04/06/2019 00:00:00 and 04/06/2019 23:59:59 (Local Time)

Day	Aircraft Events	Total LDEN dB (A)	Aircraft LDEN dB(A)	Background LDEN dB(A)	Total LDay dB(A)	Total LEvening dB(A)	Total LNight dB (A)
04/06/19 7:00	-	62.1	-	62.1	62.1	-	-
04/06/19 8:00	-	76.9	-	76.9	76.9	-	-
04/06/19 9:34	2	59.4	58.3	52.8	59.4	-	-
04/06/19 10:00	12	101.3	91.9	100.7	101.3	-	-
04/06/19 11:00	10	68.7	64.1	67.2	68.7	-	-
04/06/19 12:00	9	63.2	62.7	54.2	63.2	-	-
04/06/19 13:00	1	59.0	56.6	55.3	59.0	-	-
04/06/19 14:00	9	63.8	63.0	56.1	63.8	-	-
04/06/19 15:00	9	69.8	69.6	57.0	69.8	-	-
04/06/19 16:00	7	62.2	60.9	56.8	62.2	-	-
04/06/19 17:00	2	65.6	65.4	52.5	65.6	-	-
04/06/19 18:00	9	67.2	66.9	56.1	67.2	-	-
04/06/19 19:00	6	71.9	71.7	59.8	-	71.9	-
04/06/19 20:00	5	71.4	71.2	58.5	-	71.4	-
04/06/19 21:00	8	77.4	77.3	59.0	-	77.4	-
04/06/19 22:00	15	77.8	77.8	58.9	-	77.8	-
04/06/19 23:00	1	67.0	65.7	61.2	-	-	67.0
05/06/19 0:00	1	69.8	69.3	59.8	-	-	69.8
05/06/19 1:00	-	57.9	-	58.0	-	-	57.9
05/06/19 2:00	2	74.4	74.3	55.9	-	-	74.4
05/06/19 3:00	-	55.1	-	55.1	-	-	55.1
05/06/19 4:00	-	62.1	-	62.1	-	-	62.1
05/06/19 5:00	-	64.9	-	64.9	-	-	64.9
05/06/19 6:00	1	75.6	75.4	63.0	-	-	75.6
	109	**87.7**	**78.8**	**87.0**	**90.7**	**75.6**	**70.2**

Location: DVOR NMT # 2

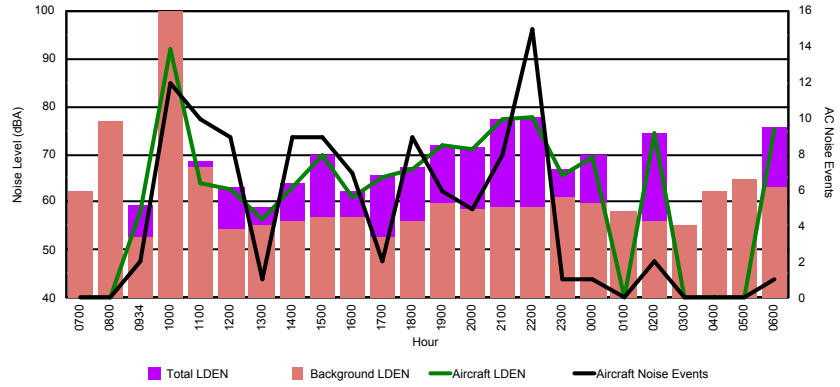

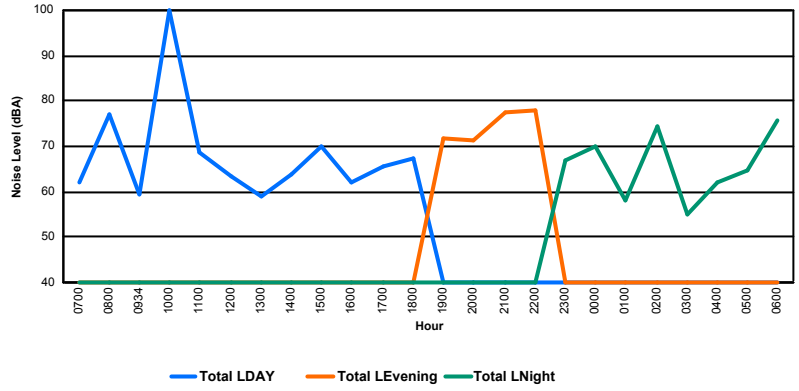

LE GOUVERNEMENT
DU GRAND-DUCHÉ DE LUXEMBOURG
Administration de la navigation aérienne

Luxembourg Airport

Noise Distribution by Hour

Between 04/06/2019 00:00:00 and 04/06/2019 23:59:59 (Local Time)

Day	Aircraft Events	Total LDEN dB (A)	Aircraft LDEN dB(A)	Background LDEN dB(A)	Total LDay dB(A)	Total LEvening dB(A)	Total LNight dB (A)
04/06/19 7:00	6	73.4	71.7	70.1	73.4	-	-
04/06/19 8:00	3	70.4	60.7	70.3	70.4	-	-
04/06/19 9:00	6	68.0	66.8	62.2	68.0	-	-
04/06/19 10:00	10	95.9	68.7	95.9	95.9	-	-
04/06/19 11:00	11	97.2	84.2	97.0	97.2	-	-
04/06/19 12:00	9	71.7	66.8	70.2	71.7	-	-
04/06/19 13:00	5	66.2	59.6	65.3	66.2	-	-
04/06/19 14:00	15	68.3	68.0	56.3	68.3	-	-
04/06/19 15:00	12	72.8	71.9	65.9	72.8	-	-
04/06/19 16:00	14	71.3	69.7	66.4	71.3	-	-
04/06/19 17:00	11	70.8	68.4	67.5	70.8	-	-
04/06/19 18:00	18	69.2	68.9	58.1	69.2	-	-
04/06/19 19:00	14	80.3	79.4	73.6	-	80.3	-
04/06/19 20:00	8	77.5	73.5	75.3	-	77.5	-
04/06/19 21:00	9	76.1	74.9	70.1	-	76.1	-
04/06/19 22:00	15	74.9	73.1	70.3	-	74.9	-
04/06/19 23:00	2	71.8	71.1	63.5	-	-	71.8
05/06/19 0:00	1	62.4	55.7	61.5	-	-	62.4
05/06/19 1:00	-	64.6	-	64.7	-	-	64.6
05/06/19 2:00	1	66.4	63.4	63.4	-	-	66.4
05/06/19 3:00	-	63.6	-	63.7	-	-	63.6
05/06/19 4:00	-	63.7	-	63.8	-	-	63.7
05/06/19 5:00	-	63.7	-	63.8	-	-	63.7
05/06/19 6:00	15	81.1	80.6	74.2	-	-	81.1
	185	**86.0**	**74.2**	**85.8**	**88.9**	**77.7**	**73.0**

Location: Mid Runway NMT # 3

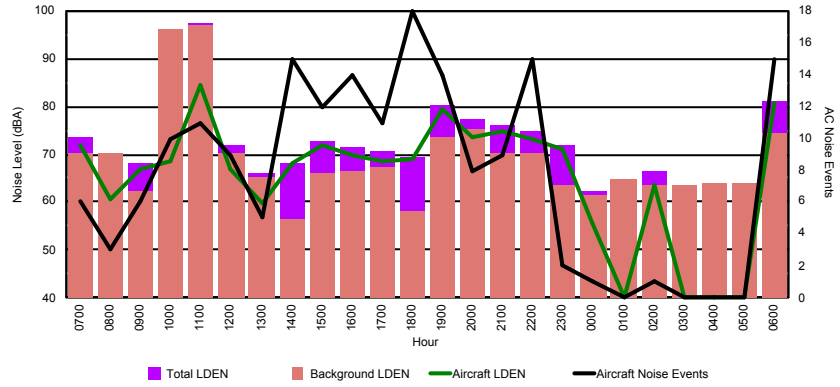

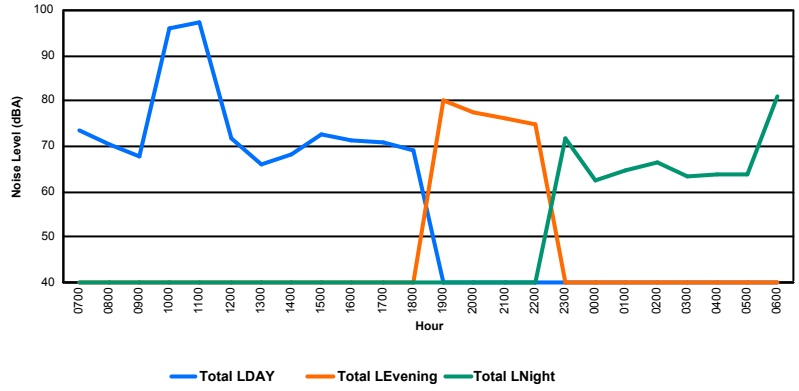

LE GOUVERNEMENT
DU GRAND-DUCHÉ DE LUXEMBOURG
Administration de la navigation aérienne

Luxembourg Airport

Noise Distribution by Hour

Between 04/06/2019 00:00:00 and 04/06/2019 23:59:59 (Local Time)

Day	Aircraft Events	Total LDEN dB (A)	Aircraft LDEN dB(A)	Background LDEN dB(A)	Total LDay dB(A)	Total LEvening dB(A)	Total LNight dB (A)
04/06/19 7:00	7	70.6	69.9	66.9	70.6	-	-
04/06/19 8:00	3	64.2	59.3	65.8	64.2	-	-
04/06/19 9:00	13	66.6	64.8	62.7	66.6	-	-
04/06/19 10:00	14	69.4	68.7	61.9	69.4	-	-
04/06/19 11:00	10	68.7	67.8	61.7	68.7	-	-
04/06/19 12:00	6	65.5	63.4	61.6	65.5	-	-
04/06/19 13:00	10	65.7	63.7	61.6	65.7	-	-
04/06/19 14:00	9	68.2	67.1	61.7	68.2	-	-
04/06/19 15:00	6	99.9	94.6	98.4	99.9	-	-
04/06/19 16:00	8	65.1	62.6	61.8	65.1	-	-
04/06/19 17:00	6	64.2	61.4	61.0	64.2	-	-
04/06/19 18:00	11	65.5	63.8	60.9	65.5	-	-
04/06/19 19:00	8	74.4	73.9	64.9	-	74.4	-
04/06/19 20:00	4	71.8	71.0	64.0	-	71.8	-
04/06/19 21:00	4	70.4	69.4	63.6	-	70.4	-
04/06/19 22:00	3	67.4	66.1	61.5	-	67.4	-
04/06/19 23:00	1	69.3	68.1	63.1	-	-	69.3
05/06/19 0:00	-	60.6	-	60.7	-	-	60.6
05/06/19 1:00	-	62.0	-	62.3	-	-	62.0
05/06/19 2:00	1	61.2	43.4	61.6	-	-	61.2
05/06/19 3:00	-	64.2	-	64.4	-	-	64.2
05/06/19 4:00	-	64.8	-	65.0	-	-	64.8
05/06/19 5:00	-	68.0	-	69.1	-	-	68.0
05/06/19 6:00	12	76.6	75.7	76.8	-	-	76.6
	136	**86.2**	**81.0**	**84.7**	**89.1**	**71.7**	**69.4**

Location: NDB-Hamm NMT # 4

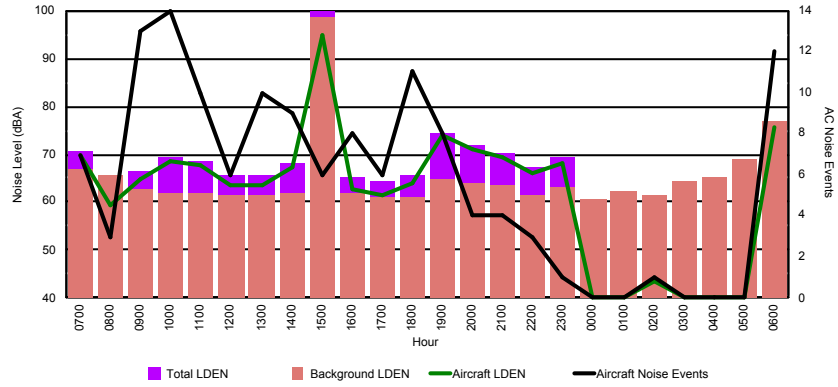

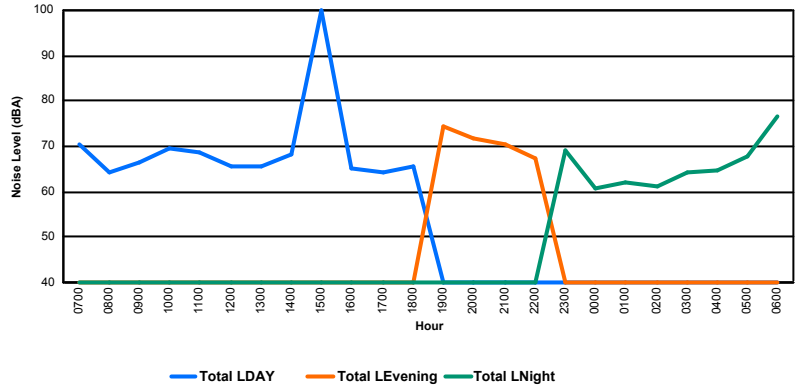

LE GOUVERNEMENT
DU GRAND-DUCHÉ DE LUXEMBOURG
Administration de la navigation aérienne

Luxembourg Airport

Noise Distribution by Hour

Between 05/06/2019 00:00:00 and 05/06/2019 23:59:59 (Local Time)

Day	Aircraft Events	Total LDEN dB (A)	Aircraft LDEN dB(A)	Background LDEN dB(A)	Total LDay dB(A)	Total LEvening dB(A)	Total LNight dB (A)
05/06/19 7:00	2	53.2	46.4	52.2	53.2	-	-
05/06/19 8:00	6	57.5	56.2	51.9	57.5	-	-
05/06/19 9:00	3	56.0	55.1	48.8	56.0	-	-
05/06/19 10:00	1	53.6	43.3	53.2	53.6	-	-
05/06/19 11:00	6	55.3	53.7	50.3	55.3	-	-
05/06/19 12:00	1	54.7	53.3	49.0	54.7	-	-
05/06/19 13:00	1	51.9	46.5	50.6	51.9	-	-
05/06/19 14:00	2	50.2	45.4	48.6	50.2	-	-
05/06/19 15:00	3	58.0	57.5	48.6	58.0	-	-
05/06/19 16:00	1	56.2	55.0	49.9	56.2	-	-
05/06/19 17:00	7	57.9	56.7	52.1	57.9	-	-
05/06/19 18:00	1	53.1	51.1	48.6	53.1	-	-
05/06/19 19:00	-	54.1	-	54.2	-	54.1	-
05/06/19 20:00	1	54.2	48.2	53.0	-	54.2	-
05/06/19 21:00	2	56.2	51.8	54.3	-	56.2	-
05/06/19 22:00	11	65.6	63.1	62.3	-	65.6	-
05/06/19 23:00	3	69.7	62.0	69.0	-	-	69.7
06/06/19 0:00	-	60.1	-	60.2	-	-	60.1
06/06/19 1:00	-	58.4	-	58.4	-	-	58.4
06/06/19 2:00	-	55.6	-	55.6	-	-	55.6
06/06/19 3:00	-	62.1	-	62.1	-	-	62.1
06/06/19 4:00	-	61.0	-	61.0	-	-	61.0
06/06/19 5:00	-	61.9	-	62.0	-	-	61.9
06/06/19 6:00	3	69.5	68.8	61.3	-	-	69.5
	54	**61.4**	**57.7**	**59.1**	**55.4**	**60.6**	**64.9**

Location: Roodt/Syr NMT # 1

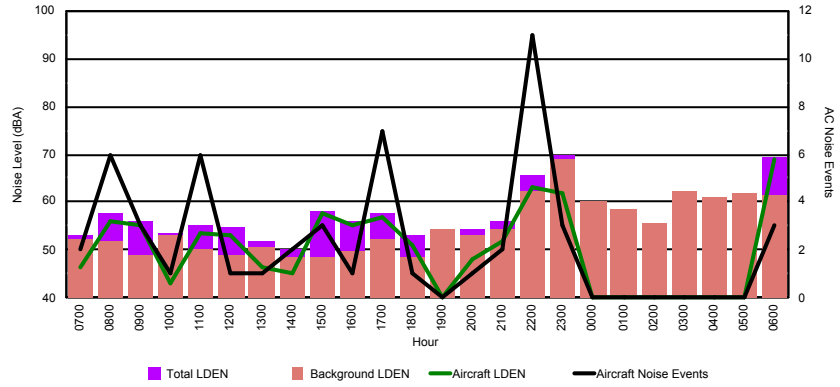

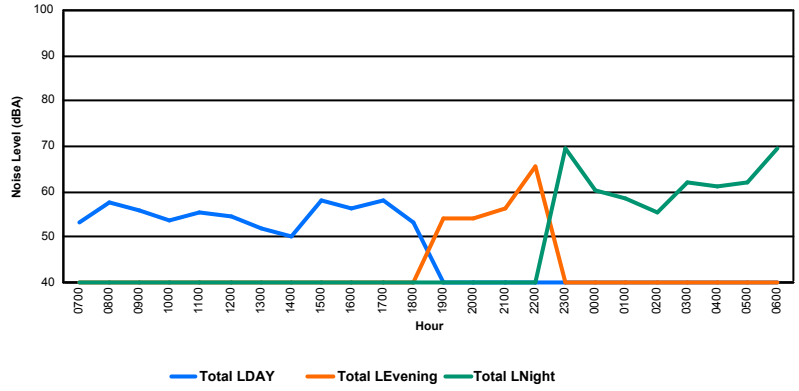

LE GOUVERNEMENT
DU GRAND-DUCHÉ DE LUXEMBOURG
Administration de la navigation aérienne

Luxembourg Airport

Noise Distribution by Hour

Between 05/06/2019 00:00:00 and 05/06/2019 23:59:59 (Local Time)

Day	Aircraft Events	Total LDEN dB (A)	Aircraft LDEN dB(A)	Background LDEN dB(A)	Total LDay dB(A)	Total LEvening dB(A)	Total LNight dB (A)
05/06/19 7:00	1	57.2	56.1	50.8	57.2	-	-
05/06/19 8:00	6	68.6	68.4	52.9	68.6	-	-
05/06/19 9:00	5	66.5	66.4	52.4	66.5	-	-
05/06/19 10:00	4	53.4	50.6	50.3	53.4	-	-
05/06/19 11:00	7	62.7	62.5	49.1	62.7	-	-
05/06/19 12:00	4	63.7	63.6	49.5	63.7	-	-
05/06/19 13:00	5	60.0	59.3	51.3	60.0	-	-
05/06/19 14:00	7	60.8	60.1	52.2	60.8	-	-
05/06/19 15:00	6	66.9	66.7	52.6	66.9	-	-
05/06/19 16:00	6	66.6	66.5	51.3	66.6	-	-
05/06/19 17:00	8	66.9	66.8	53.3	66.9	-	-
05/06/19 18:00	13	65.5	65.3	52.9	65.5	-	-
05/06/19 19:00	7	65.5	65.0	55.8	-	65.5	-
05/06/19 20:00	5	65.4	65.1	54.7	-	65.4	-
05/06/19 21:00	4	70.1	69.2	63.1	-	70.1	-
05/06/19 22:00	10	73.3	72.9	63.1	-	73.3	-
05/06/19 23:00	4	76.0	75.2	68.0	-	-	76.0
06/06/19 0:00	1	63.2	53.9	63.3	-	-	63.2
06/06/19 1:00	1	64.3	45.2	64.9	-	-	64.3
06/06/19 2:00	-	58.9	-	59.1	-	-	58.9
06/06/19 3:00	-	56.3	-	56.3	-	-	56.3
06/06/19 4:00	-	45.4	-	45.4	-	-	45.4
06/06/19 5:00	-	45.9	-	45.9	-	-	45.9
06/06/19 6:00	-	51.9	-	51.9	-	-	51.9
	104	**67.0**	**66.3**	**59.1**	**64.9**	**69.8**	**67.6**

Location: DVOR NMT # 2

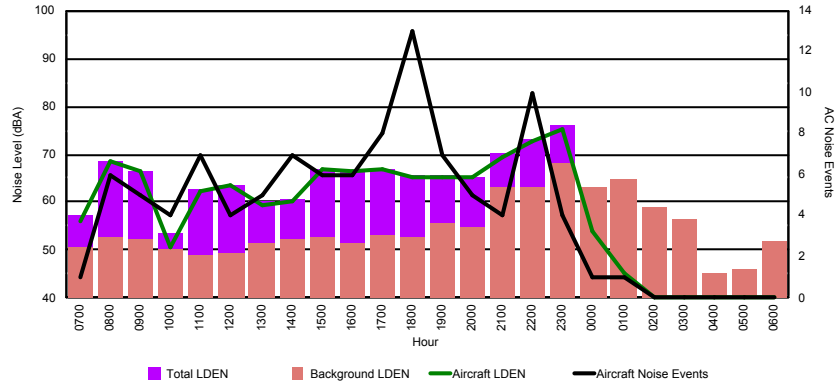

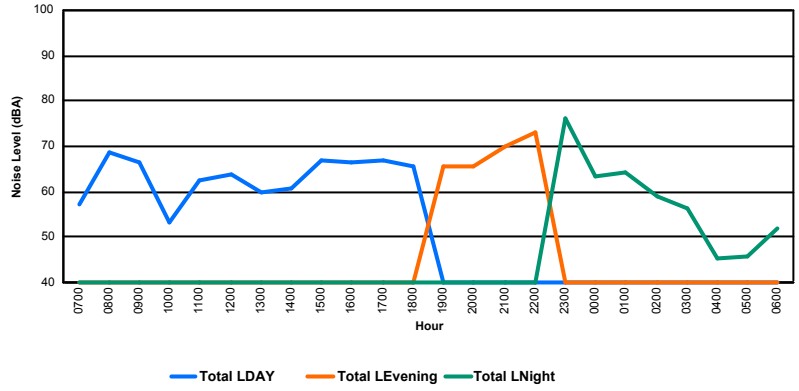

LE GOUVERNEMENT
DU GRAND-DUCHÉ DE LUXEMBOURG
Administration de la navigation aérienne

Luxembourg Airport

Noise Distribution by Hour

Between 05/06/2019 00:00:00 and 05/06/2019 23:59:59 (Local Time)

Day	Aircraft Events	Total LDEN dB (A)	Aircraft LDEN dB(A)	Background LDEN dB(A)	Total LDay dB(A)	Total LEvening dB(A)	Total LNight dB (A)
05/06/19 7:00	10	71.0	68.1	69.6	71.0	-	-
05/06/19 8:00	11	72.6	72.2	62.2	72.6	-	-
05/06/19 9:00	10	70.3	69.4	63.4	70.3	-	-
05/06/19 10:00	11	68.7	67.6	63.0	68.7	-	-
05/06/19 11:00	24	72.1	71.4	64.8	72.1	-	-
05/06/19 12:00	17	70.5	69.5	63.5	70.5	-	-
05/06/19 13:00	14	67.2	66.9	54.8	67.2	-	-
05/06/19 14:00	8	65.4	64.8	55.6	65.4	-	-
05/06/19 15:00	13	71.6	71.2	61.6	71.6	-	-
05/06/19 16:00	14	70.3	67.1	67.5	70.3	-	-
05/06/19 17:00	11	72.4	72.1	61.9	72.4	-	-
05/06/19 18:00	14	69.6	69.1	60.8	69.6	-	-
05/06/19 19:00	15	71.9	71.2	64.1	-	71.9	-
05/06/19 20:00	8	73.0	70.7	69.5	-	73.0	-
05/06/19 21:00	5	76.0	75.5	66.9	-	76.0	-
05/06/19 22:00	20	80.8	78.7	76.6	-	80.8	-
05/06/19 23:00	4	79.3	78.7	70.7	-	-	79.3
06/06/19 0:00	2	75.9	75.6	64.2	-	-	75.9
06/06/19 1:00	2	68.7	67.4	63.4	-	-	68.7
06/06/19 2:00	-	62.3	-	62.5	-	-	62.3
06/06/19 3:00	-	65.7	-	66.1	-	-	65.7
06/06/19 4:00	-	63.0	-	63.1	-	-	63.0
06/06/19 5:00	-	64.1	-	64.2	-	-	64.1
06/06/19 6:00	15	83.0	81.0	78.8	-	-	83.0
	228	**74.5**	**73.1**	**69.1**	**70.6**	**76.9**	**76.3**

Location: Mid Runway NMT # 3

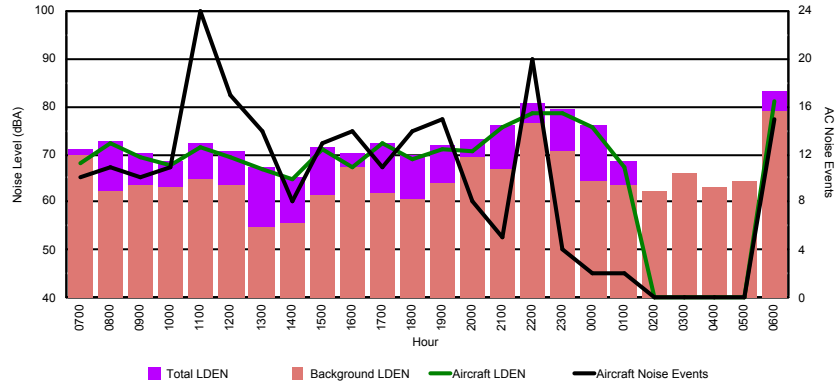

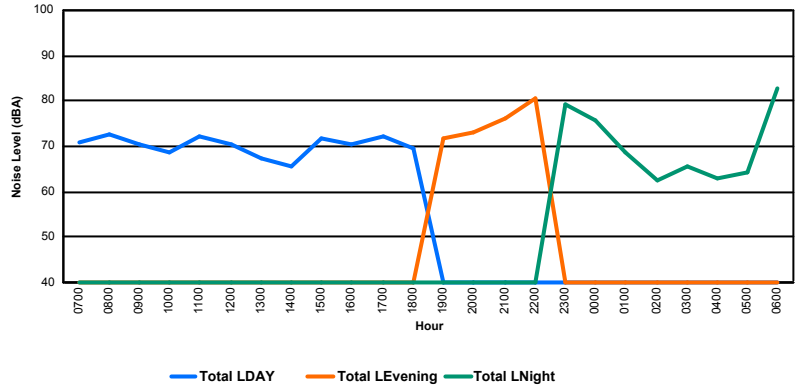

LE GOUVERNEMENT
DU GRAND-DUCHÉ DE LUXEMBOURG
Administration de la navigation aérienne

Luxembourg Airport

Noise Distribution by Hour

Between 05/06/2019 00:00:00 and 05/06/2019 23:59:59 (Local Time)

Day	Aircraft Events	Total LDEN dB (A)	Aircraft LDEN dB(A)	Background LDEN dB(A)	Total LDay dB(A)	Total LEvening dB(A)	Total LNight dB (A)
05/06/19 7:00	11	65.7	64.2	64.3	65.7	-	-
05/06/19 8:00	9	68.9	67.7	79.1	68.9	-	-
05/06/19 9:00	9	64.7	61.9	61.6	64.7	-	-
05/06/19 10:00	15	69.5	68.9	61.4	69.5	-	-
05/06/19 11:00	6	65.7	64.0	60.9	65.7	-	-
05/06/19 12:00	5	66.5	65.1	61.1	66.5	-	-
05/06/19 13:00	9	66.4	64.9	61.5	66.4	-	-
05/06/19 14:00	5	65.3	63.4	60.9	65.3	-	-
05/06/19 15:00	10	67.9	67.2	59.9	67.9	-	-
05/06/19 16:00	5	63.3	60.3	60.2	63.3	-	-
05/06/19 17:00	11	65.8	64.4	60.6	65.8	-	-
05/06/19 18:00	8	64.9	63.1	60.4	64.9	-	-
05/06/19 19:00	8	69.5	67.8	64.9	-	69.5	-
05/06/19 20:00	5	70.2	69.2	63.3	-	70.2	-
05/06/19 21:00	4	67.9	64.6	65.4	-	67.9	-
05/06/19 22:00	7	74.5	73.9	65.8	-	74.5	-
05/06/19 23:00	1	75.8	73.3	72.3	-	-	75.8
06/06/19 0:00	4	71.3	69.4	67.9	-	-	71.3
06/06/19 1:00	3	72.0	71.2	65.5	-	-	72.0
06/06/19 2:00	-	62.3	-	62.8	-	-	62.3
06/06/19 3:00	-	64.7	-	64.6	-	-	64.7
06/06/19 4:00	-	64.4	-	64.6	-	-	64.4
06/06/19 5:00	-	67.3	-	68.1	-	-	67.3
06/06/19 6:00	15	77.8	77.3	71.8	-	-	77.8
	150	**70.2**	**68.7**	**68.4**	**66.6**	**71.3**	**72.4**

Location: NDB-Hamm NMT # 4

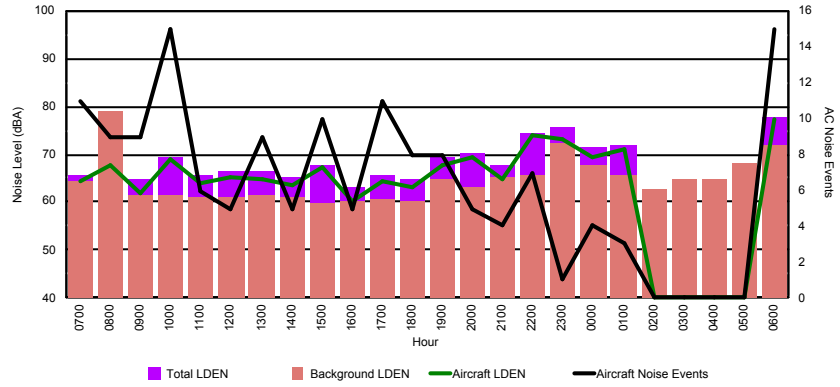

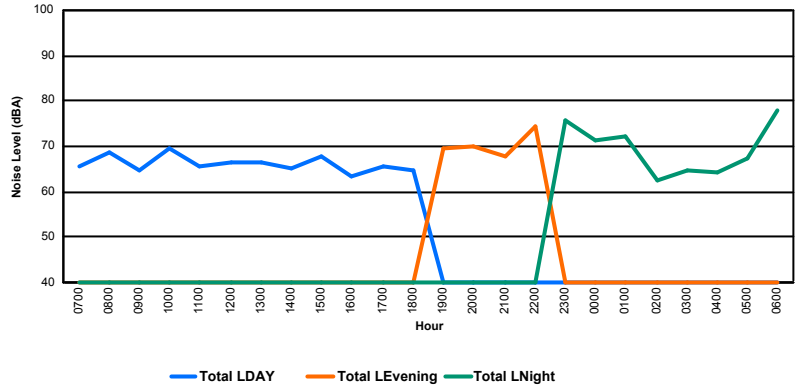

LE GOUVERNEMENT
DU GRAND-DUCHÉ DE LUXEMBOURG
Administration de la navigation aérienne

Luxembourg Airport

Noise Distribution by Hour

Between 06/06/2019 00:00:00 and 06/06/2019 23:59:59 (Local Time)

Day	Aircraft Events	Total LDEN dB (A)	Aircraft LDEN dB(A)	Background LDEN dB(A)	Total LDay dB(A)	Total LEvening dB(A)	Total LNight dB (A)
06/06/19 7:00	6	76.7	69.6	75.9	76.7	-	-
06/06/19 8:00	2	62.6	57.8	61.0	62.6	-	-
06/06/19 9:00	11	66.0	63.4	63.4	66.0	-	-
06/06/19 10:00	10	72.2	59.1	72.0	72.2	-	-
06/06/19 11:00	9	62.5	58.4	60.5	62.5	-	-
06/06/19 12:00	5	56.8	55.0	52.4	56.8	-	-
06/06/19 13:00	8	60.9	59.9	54.1	60.9	-	-
06/06/19 14:00	9	60.2	59.4	52.5	60.2	-	-
06/06/19 15:00	6	57.2	56.2	50.1	57.2	-	-
06/06/19 16:00	7	61.1	56.6	59.5	61.1	-	-
06/06/19 17:00	12	61.9	59.6	58.6	61.9	-	-
06/06/19 18:00	8	55.1	52.0	52.2	55.1	-	-
06/06/19 19:00	6	63.9	63.4	54.2	-	63.9	-
06/06/19 20:00	6	61.9	61.3	53.0	-	61.9	-
06/06/19 21:00	6	64.1	63.8	52.9	-	64.1	-
06/06/19 22:00	10	59.9	58.9	53.3	-	59.9	-
06/06/19 23:00	4	62.6	61.2	57.3	-	-	62.6
07/06/19 0:00	-	48.5	-	48.5	-	-	48.5
07/06/19 1:00	-	45.9	-	45.9	-	-	45.9
07/06/19 2:00	-	55.2	-	55.2	-	-	55.2
07/06/19 3:00	-	45.3	-	45.3	-	-	45.3
07/06/19 4:00	-	60.8	-	60.8	-	-	60.8
07/06/19 5:00	-	63.4	-	63.4	-	-	63.4
07/06/19 6:00	7	66.6	65.2	61.1	-	-	66.6
	132	**66.0**	**60.8**	**64.5**	**68.1**	**62.8**	**61.1**

Location: Roodt/Syr NMT # 1

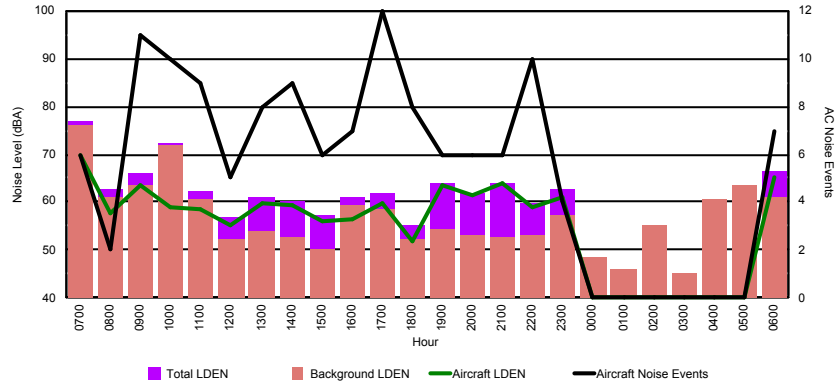

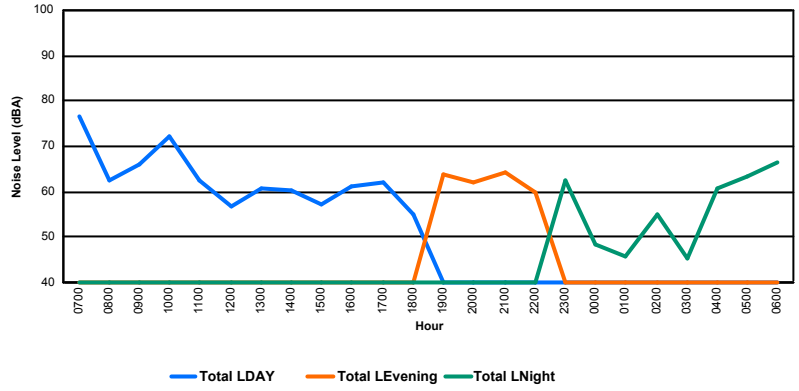

LE GOUVERNEMENT
DU GRAND-DUCHÉ DE LUXEMBOURG
Administration de la navigation aérienne

Luxembourg Airport

Noise Distribution by Hour

Between 06/06/2019 00:00:00 and 06/06/2019 23:59:59 (Local Time)

Day	Aircraft Events	Total LDEN dB (A)	Aircraft LDEN dB(A)	Background LDEN dB(A)	Total LDay dB(A)	Total LEvening dB(A)	Total LNight dB (A)
06/06/19 7:00	3	60.2	59.3	53.3	60.2	-	-
06/06/19 8:00	1	56.2	54.8	50.5	56.2	-	-
06/06/19 9:00	11	67.0	66.7	55.7	67.0	-	-
06/06/19 10:00	11	71.4	71.3	56.0	71.4	-	-
06/06/19 11:00	6	67.9	67.8	53.1	67.9	-	-
06/06/19 12:00	-	38.0	-	38.0	38.0	-	-
06/06/19 13:00	-	38.4	-	38.4	38.4	-	-
06/06/19 14:00	8	64.8	64.5	53.1	64.8	-	-
06/06/19 15:00	5	67.8	67.5	52.3	67.8	-	-
06/06/19 16:00	9	71.3	71.4	54.7	71.3	-	-
06/06/19 17:00	13	72.6	72.6	54.1	72.6	-	-
06/06/19 18:00	11	68.6	68.5	54.0	68.6	-	-
06/06/19 19:00	7	76.4	76.3	59.1	-	76.4	-
06/06/19 20:00	5	73.8	73.7	57.3	-	73.8	-
06/06/19 21:00	7	76.3	76.2	57.3	-	76.3	-
06/06/19 22:00	9	71.2	71.1	56.4	-	71.2	-
06/06/19 23:00	1	58.2	57.0	52.0	-	-	58.2
07/06/19 0:00	-	51.1	-	51.1	-	-	51.1
07/06/19 1:00	-	51.8	-	51.8	-	-	51.8
07/06/19 2:00	-	44.3	-	44.3	-	-	44.3
07/06/19 3:00	-	54.0	-	54.0	-	-	54.0
07/06/19 4:00	-	49.5	-	49.5	-	-	49.5
07/06/19 5:00	-	63.2	-	63.2	-	-	63.2
07/06/19 6:00	11	75.6	75.3	64.2	-	-	75.6
	118	**70.0**	**69.8**	**56.3**	**67.9**	**74.9**	**67.0**

Location: DVOR NMT # 2

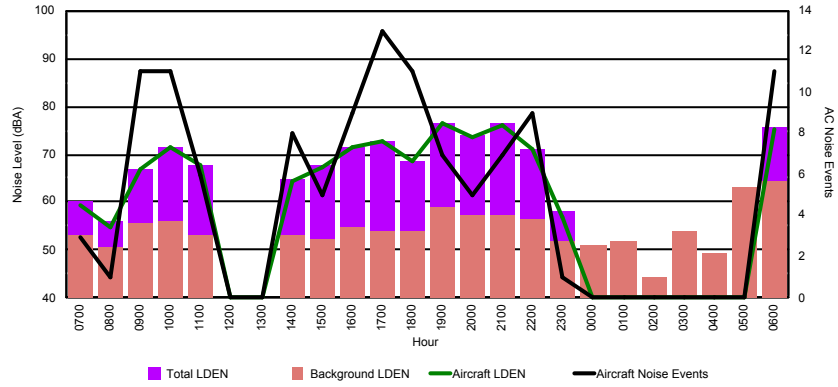

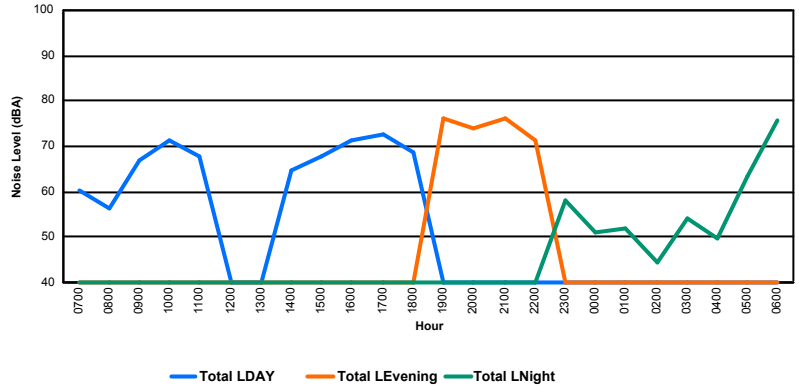

LE GOUVERNEMENT
DU GRAND-DUCHÉ DE LUXEMBOURG
Administration de la navigation aérienne

Luxembourg Airport

Noise Distribution by Hour

Between 06/06/2019 00:00:00 and 06/06/2019 23:59:59 (Local Time)

Day	Aircraft Events	Total LDEN dB (A)	Aircraft LDEN dB(A)	Background LDEN dB(A)	Total LDay dB(A)	Total LEvening dB(A)	Total LNight dB (A)
06/06/19 7:00	8	65.7	63.7	61.8	65.7	-	-
06/06/19 8:00	1	65.4	42.1	65.5	65.4	-	-
06/06/19 9:00	6	70.2	67.7	66.7	70.2	-	-
06/06/19 10:00	8	74.3	67.2	73.7	74.3	-	-
06/06/19 11:00	8	76.8	69.2	75.9	76.8	-	-
06/06/19 12:00	10	71.3	70.8	62.2	71.3	-	-
06/06/19 13:00	5	72.7	60.8	72.4	72.7	-	-
06/06/19 14:00	8	70.4	63.4	69.4	70.4	-	-
06/06/19 15:00	8	73.3	68.3	71.7	73.3	-	-
06/06/19 16:00	7	71.7	70.2	66.4	71.7	-	-
06/06/19 17:00	14	75.3	70.3	73.7	75.3	-	-
06/06/19 18:00	9	72.3	70.0	68.6	72.3	-	-
06/06/19 19:00	16	80.1	79.1	73.3	-	80.1	-
06/06/19 20:00	8	76.9	76.7	63.5	-	76.9	-
06/06/19 21:00	6	79.0	74.1	77.3	-	79.0	-
06/06/19 22:00	6	75.0	73.5	69.8	-	75.0	-
06/06/19 23:00	2	79.1	78.5	70.4	-	-	79.1
07/06/19 0:00	-	61.6	-	61.9	-	-	61.6
07/06/19 1:00	-	57.6	-	57.6	-	-	57.6
07/06/19 2:00	-	58.7	-	58.8	-	-	58.7
07/06/19 3:00	-	58.7	-	58.7	-	-	58.7
07/06/19 4:00	-	61.7	-	61.7	-	-	61.7
07/06/19 5:00	-	65.1	-	65.1	-	-	65.1
07/06/19 6:00	15	82.2	80.4	78.4	-	-	82.2
	145	**74.9**	**72.6**	**71.3**	**72.7**	**78.2**	**75.0**

Location: Mid Runway NMT # 3

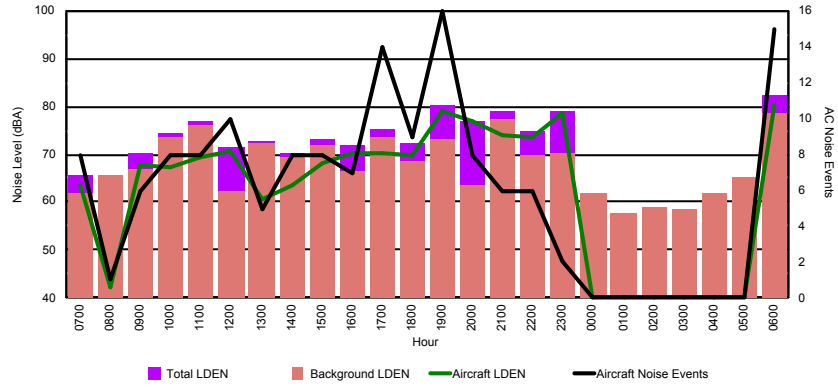

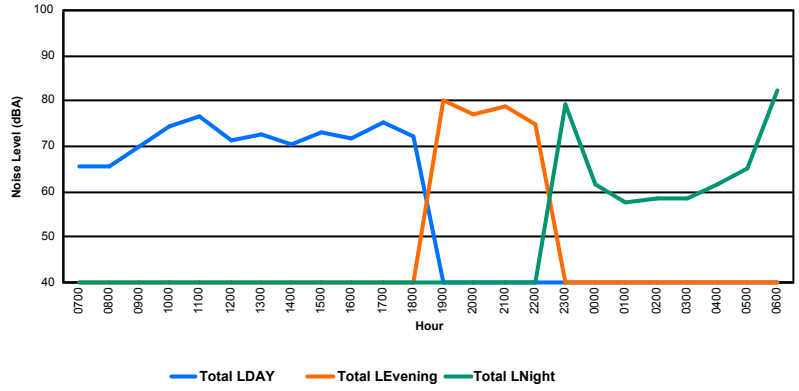

LE GOUVERNEMENT
DU GRAND-DUCHÉ DE LUXEMBOURG
Administration de la navigation aérienne

Luxembourg Airport

Noise Distribution by Hour

Between 06/06/2019 00:00:00 and 06/06/2019 23:59:59 (Local Time)

Day	Aircraft Events	Total LDEN dB (A)	Aircraft LDEN dB(A)	Background LDEN dB(A)	Total LDay dB(A)	Total LEvening dB(A)	Total LNight dB (A)
06/06/19 7:00	7	63.9	60.2	65.4	63.9	-	-
06/06/19 8:00	4	62.3	57.2	63.9	62.3	-	-
06/06/19 9:00	6	66.9	65.8	60.9	66.9	-	-
06/06/19 10:00	8	64.0	61.3	60.8	64.0	-	-
06/06/19 11:00	6	69.3	68.5	61.7	69.3	-	-
06/06/19 12:00	7	69.0	68.3	60.8	69.0	-	-
06/06/19 13:00	4	62.4	55.6	61.5	62.4	-	-
06/06/19 14:00	10	65.6	63.6	61.7	65.6	-	-
06/06/19 15:00	9	69.9	69.3	61.3	69.9	-	-
06/06/19 16:00	8	66.3	65.0	61.1	66.3	-	-
06/06/19 17:00	9	67.6	66.8	60.2	67.6	-	-
06/06/19 18:00	9	65.6	64.3	59.8	65.6	-	-
06/06/19 19:00	15	76.4	76.1	65.9	-	76.4	-
06/06/19 20:00	4	70.5	69.2	64.6	-	70.5	-
06/06/19 21:00	5	73.4	72.8	64.8	-	73.4	-
06/06/19 22:00	3	72.3	71.5	65.2	-	72.3	-
06/06/19 23:00	2	80.3	80.1	68.1	-	-	80.3
07/06/19 0:00	-	65.5	-	66.5	-	-	65.5
07/06/19 1:00	-	64.3	-	65.1	-	-	64.3
07/06/19 2:00	-	63.6	-	64.3	-	-	63.6
07/06/19 3:00	-	64.1	-	64.3	-	-	64.1
07/06/19 4:00	-	67.0	-	67.8	-	-	67.0
07/06/19 5:00	-	71.6	-	72.9	-	-	71.6
07/06/19 6:00	5	74.5	66.9	77.1	-	-	74.5
	121	**71.2**	**69.8**	**67.3**	**66.8**	**73.7**	**73.2**

Location: NDB-Hamm NMT # 4

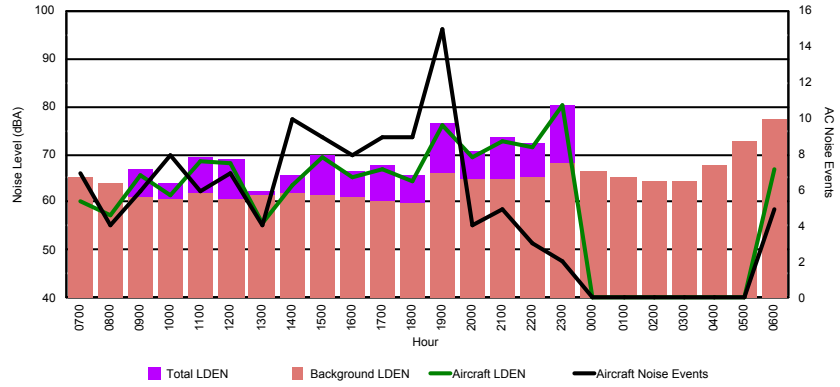

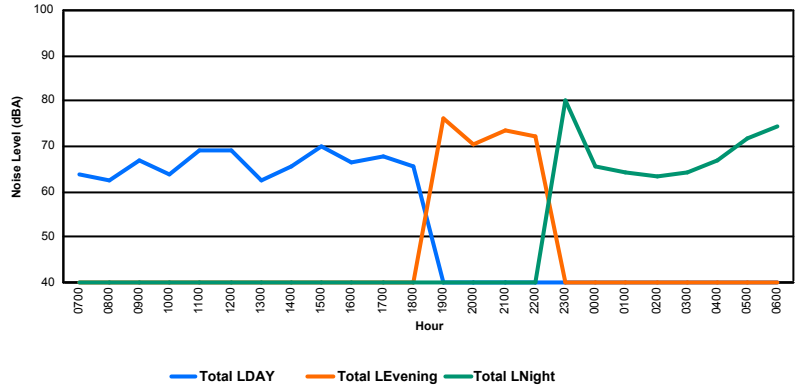

LE GOUVERNEMENT
DU GRAND-DUCHÉ DE LUXEMBOURG
Administration de la navigation aérienne

Luxembourg Airport

Noise Distribution by Hour

Between 07/06/2019 00:00:00 and 07/06/2019 23:59:59 (Local Time)

Day	Aircraft Events	Total LDEN dB (A)	Aircraft LDEN dB(A)	Background LDEN dB(A)	Total LDay dB(A)	Total LEvening dB(A)	Total LNight dB (A)
07/06/19 7:00	6	56.8	55.3	51.5	56.8	-	-
07/06/19 8:00	2	57.5	56.8	49.1	57.5	-	-
07/06/19 9:00	-	49.8	-	49.8	49.8	-	-
07/06/19 10:00	4	53.7	51.9	49.2	53.7	-	-
07/06/19 11:00	3	52.7	50.4	49.0	52.7	-	-
07/06/19 12:00	2	57.2	56.0	50.9	57.2	-	-
07/06/19 13:00	5	55.1	53.0	51.2	55.1	-	-
07/06/19 14:00	5	53.2	49.4	51.0	53.2	-	-
07/06/19 15:00	4	55.1	51.1	53.1	55.1	-	-
07/06/19 16:00	14	64.5	61.9	61.7	64.5	-	-
07/06/19 17:00	10	63.0	61.5	58.2	63.0	-	-
07/06/19 18:00	11	62.4	61.6	54.7	62.4	-	-
07/06/19 19:00	4	63.9	61.3	60.5	-	63.9	-
07/06/19 20:00	5	62.9	60.8	58.7	-	62.9	-
07/06/19 21:00	7	65.8	64.9	58.9	-	65.8	-
07/06/19 22:00	12	64.0	62.3	59.5	-	64.0	-
07/06/19 23:00	1	67.8	54.8	67.7	-	-	67.8
08/06/19 0:00	-	66.6	-	67.1	-	-	66.6
08/06/19 1:00	-	64.7	-	65.0	-	-	64.7
08/06/19 2:00	-	68.8	-	69.4	-	-	68.8
08/06/19 3:00	-	70.1	-	70.6	-	-	70.1
08/06/19 4:00	-	67.8	-	68.2	-	-	67.8
08/06/19 5:00	-	65.2	-	65.3	-	-	65.2
08/06/19 6:00	-	64.4	-	64.6	-	-	64.4
	95	**64.2**	**57.6**	**63.5**	**59.0**	**64.3**	**67.3**

Location: Roodt/Syr NMT # 1

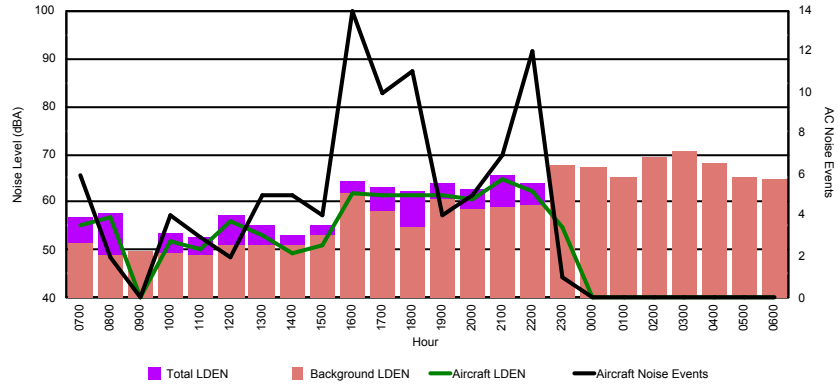

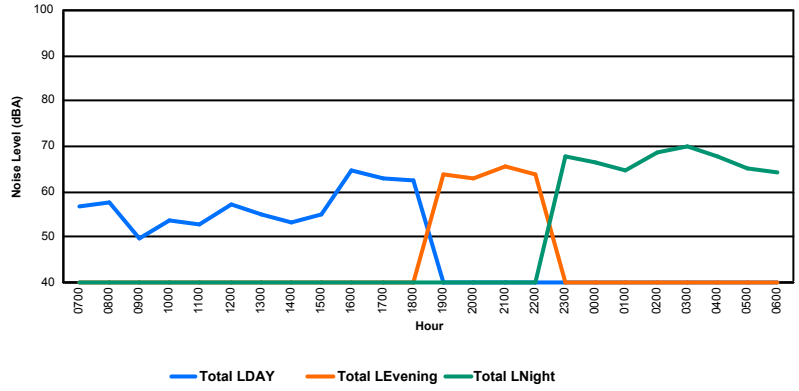

LE GOUVERNEMENT
DU GRAND-DUCHÉ DE LUXEMBOURG
Administration de la navigation aérienne

Luxembourg Airport

Noise Distribution by Hour

Between 07/06/2019 00:00:00 and 07/06/2019 23:59:59 (Local Time)

Day	Aircraft Events	Total LDEN dB (A)	Aircraft LDEN dB(A)	Background LDEN dB(A)	Total LDay dB(A)	Total LEvening dB(A)	Total LNight dB (A)
07/06/19 7:00	4	62.2	61.8	51.5	62.2	-	-
07/06/19 8:00	4	68.0	67.7	55.1	68.0	-	-
07/06/19 9:00	1	59.4	56.4	56.3	59.4	-	-
07/06/19 10:00	5	59.3	57.7	54.3	59.3	-	-
07/06/19 11:00	6	60.8	59.6	54.8	60.8	-	-
07/06/19 12:00	8	68.7	68.5	55.8	68.7	-	-
07/06/19 13:00	5	65.5	64.9	56.6	65.5	-	-
07/06/19 14:00	6	65.3	64.8	55.5	65.3	-	-
07/06/19 15:00	4	65.4	64.9	56.2	65.4	-	-
07/06/19 16:00	23	76.0	75.7	65.9	76.0	-	-
07/06/19 17:00	13	73.6	73.4	62.1	73.6	-	-
07/06/19 18:00	4	68.2	68.1	53.8	68.2	-	-
07/06/19 19:00	-	41.8	-	41.8	-	41.8	-
07/06/19 20:00	5	72.8	72.4	61.3	-	72.8	-
07/06/19 21:00	8	78.1	78.0	60.8	-	78.1	-
07/06/19 22:00	15	75.6	75.3	64.9	-	75.6	-
07/06/19 23:00	1	70.4	67.2	67.8	-	-	70.4
08/06/19 0:00	-	65.4	-	65.8	-	-	65.4
08/06/19 1:00	-	63.0	-	63.4	-	-	63.0
08/06/19 2:00	-	64.7	-	65.0	-	-	64.7
08/06/19 3:00	-	57.0	-	57.1	-	-	57.0
08/06/19 4:00	-	56.8	-	56.8	-	-	56.8
08/06/19 5:00	-	47.3	-	47.3	-	-	47.3
08/06/19 6:00	-	48.2	-	48.2	-	-	48.2
	112	**70.0**	**69.4**	**61.1**	**69.1**	**74.8**	**64.1**

Location: DVOR NMT # 2

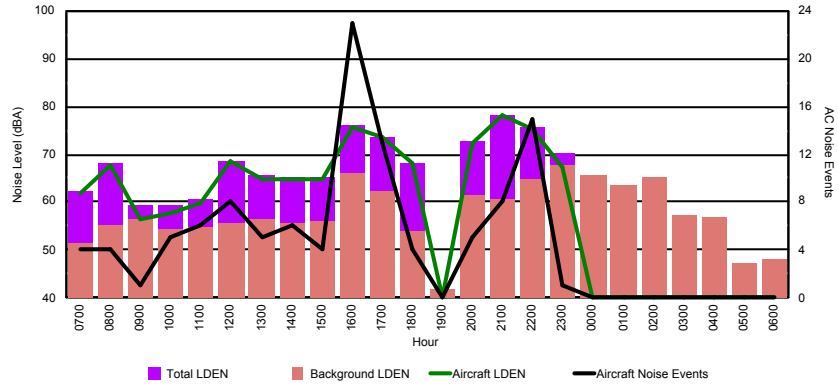

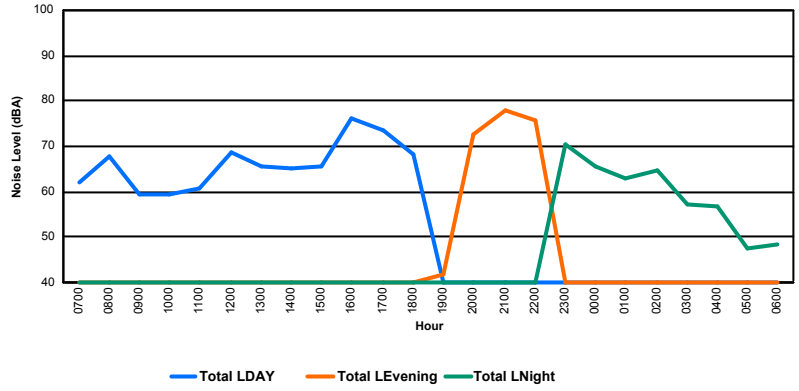

LE GOUVERNEMENT
DU GRAND-DUCHÉ DE LUXEMBOURG
Administration de la navigation aérienne

Luxembourg Airport

Noise Distribution by Hour

Between 07/06/2019 00:00:00 and 07/06/2019 23:59:59 (Local Time)

Day	Aircraft Events	Total LDEN dB (A)	Aircraft LDEN dB(A)	Background LDEN dB(A)	Total LDay dB(A)	Total LEvening dB(A)	Total LNight dB (A)
07/06/19 7:00	12	70.5	70.1	60.5	70.5	-	-
07/06/19 8:00	8	69.4	67.9	64.3	69.4	-	-
07/06/19 9:00	4	65.1	61.8	62.4	65.1	-	-
07/06/19 10:00	11	70.0	69.3	62.0	70.0	-	-
07/06/19 11:00	12	68.6	68.4	56.0	68.6	-	-
07/06/19 12:00	13	73.5	73.2	61.2	73.5	-	-
07/06/19 13:00	8	68.2	64.9	65.4	68.2	-	-
07/06/19 14:00	12	73.3	69.4	70.9	73.3	-	-
07/06/19 15:00	14	74.0	72.5	69.3	74.0	-	-
07/06/19 16:00	15	74.9	71.9	72.6	74.9	-	-
07/06/19 17:00	10	77.8	70.2	77.0	77.8	-	-
07/06/19 18:00	14	73.7	72.1	68.8	73.7	-	-
07/06/19 19:00	11	83.4	76.4	82.4	-	83.4	-
07/06/19 20:00	5	75.5	73.9	70.5	-	75.5	-
07/06/19 21:00	1	74.0	65.2	73.5	-	74.0	-
07/06/19 22:00	7	81.2	78.7	77.5	-	81.2	-
07/06/19 23:00	1	77.7	77.4	66.0	-	-	77.7
08/06/19 0:00	-	59.5	-	59.5	-	-	59.5
08/06/19 1:00	-	59.2	-	59.3	-	-	59.2
08/06/19 2:00	-	63.1	-	63.3	-	-	63.1
08/06/19 3:00	-	64.3	-	64.4	-	-	64.3
08/06/19 4:00	-	60.8	-	60.8	-	-	60.8
08/06/19 5:00	-	60.5	-	60.5	-	-	60.5
08/06/19 6:00	12	79.1	79.0	64.6	-	-	79.1
	170	**75.2**	**72.3**	**72.1**	**72.8**	**80.1**	**72.7**

Location: Mid Runway NMT # 3

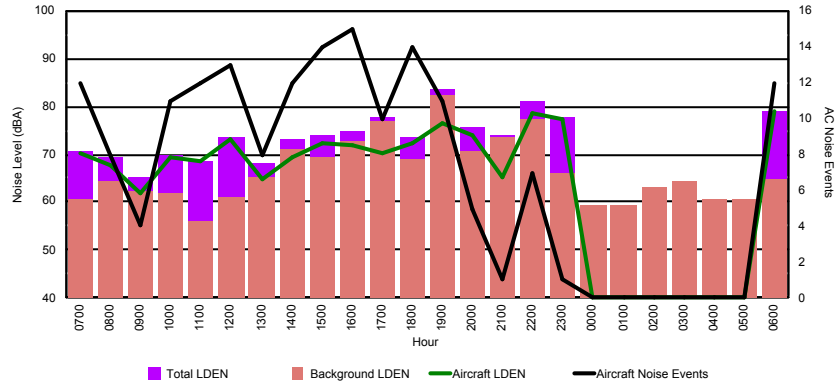

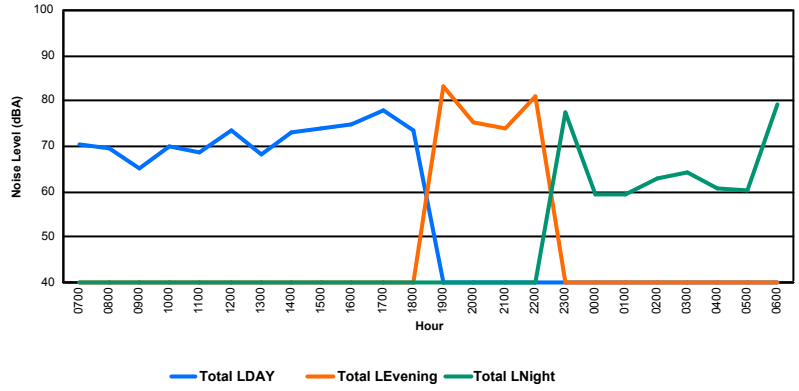

LE GOUVERNEMENT
DU GRAND-DUCHÉ DE LUXEMBOURG
Administration de la navigation aérienne

Luxembourg Airport

Noise Distribution by Hour

Between 07/06/2019 00:00:00 and 07/06/2019 23:59:59 (Local Time)

Day	Aircraft Events	Total LDEN dB (A)	Aircraft LDEN dB(A)	Background LDEN dB(A)	Total LDay dB(A)	Total LEvening dB(A)	Total LNight dB (A)
07/06/19 7:00	7	67.6	65.9	69.1	67.6	-	-
07/06/19 8:00	7	64.1	59.8	64.9	64.1	-	-
07/06/19 9:00	14	71.6	71.1	62.6	71.6	-	-
07/06/19 10:00	18	70.5	69.9	62.9	70.5	-	-
07/06/19 11:00	8	65.5	62.5	62.8	65.5	-	-
07/06/19 12:00	10	67.7	66.3	62.4	67.7	-	-
07/06/19 13:00	7	65.7	63.2	62.4	65.7	-	-
07/06/19 14:00	11	70.2	69.6	61.8	70.2	-	-
07/06/19 15:00	8	66.4	65.0	60.9	66.4	-	-
07/06/19 16:00	7	67.8	61.8	66.9	67.8	-	-
07/06/19 17:00	7	62.5	60.2	58.9	62.5	-	-
07/06/19 18:00	13	64.5	63.4	58.6	64.5	-	-
07/06/19 19:00	13	70.2	67.8	67.2	-	70.2	-
07/06/19 20:00	3	70.1	68.2	65.7	-	70.1	-
07/06/19 21:00	5	69.8	67.9	65.5	-	69.8	-
07/06/19 22:00	7	77.9	77.7	64.9	-	77.9	-
07/06/19 23:00	1	74.4	72.9	69.2	-	-	74.4
08/06/19 0:00	-	67.1	-	68.5	-	-	67.1
08/06/19 1:00	-	65.6	-	67.0	-	-	65.6
08/06/19 2:00	-	67.7	-	68.6	-	-	67.7
08/06/19 3:00	-	68.6	-	69.3	-	-	68.6
08/06/19 4:00	-	67.3	-	67.8	-	-	67.3
08/06/19 5:00	-	68.2	-	69.3	-	-	68.2
08/06/19 6:00	12	75.3	74.5	69.6	-	-	75.3
	158	**70.3**	**68.7**	**66.4**	**67.8**	**73.6**	**70.8**

Location: NDB-Hamm NMT # 4

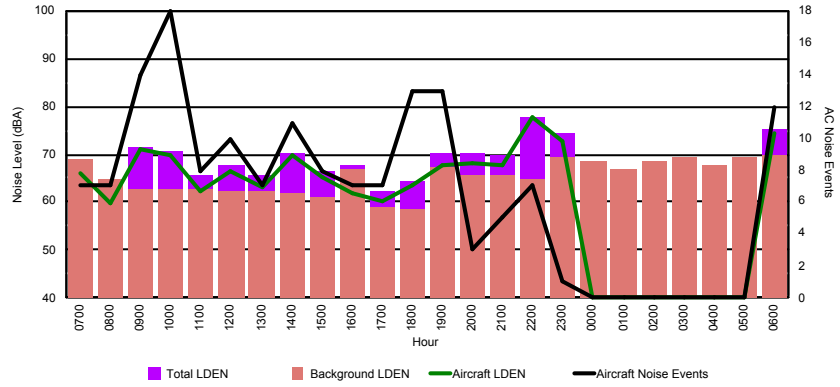

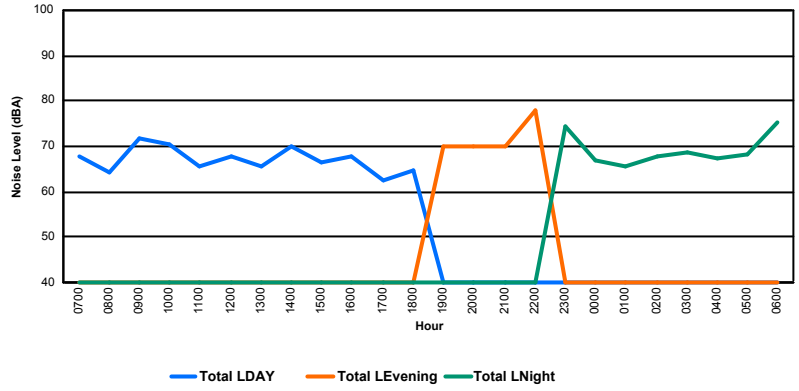

LE GOUVERNEMENT
DU GRAND-DUCHÉ DE LUXEMBOURG
Administration de la navigation aérienne

Luxembourg Airport

Noise Distribution by Hour

Between 08/06/2019 00:00:00 and 08/06/2019 23:59:59 (Local Time)

Day	Aircraft Events	Total LDEN dB (A)	Aircraft LDEN dB(A)	Background LDEN dB(A)	Total LDay dB(A)	Total LEvening dB(A)	Total LNight dB (A)
08/06/19 7:00	3	58.2	56.5	53.4	58.2	-	-
08/06/19 8:00	1	59.7	57.4	56.0	59.7	-	-
08/06/19 9:00	6	59.9	55.9	57.9	59.9	-	-
08/06/19 10:00	7	60.6	57.5	58.0	60.6	-	-
08/06/19 11:00	8	63.6	60.3	61.3	63.6	-	-
08/06/19 12:00	5	60.4	54.9	59.2	60.4	-	-
08/06/19 13:00	5	61.8	58.9	58.9	61.8	-	-
08/06/19 14:00	6	61.4	58.9	58.0	61.4	-	-
08/06/19 15:00	5	57.9	54.6	55.3	57.9	-	-
08/06/19 16:00	4	60.2	57.5	57.1	60.2	-	-
08/06/19 17:00	6	59.3	58.4	52.1	59.3	-	-
08/06/19 18:00	9	60.8	58.8	56.6	60.8	-	-
08/06/19 19:00	3	60.8	55.5	59.3	-	60.8	-
08/06/19 20:00	5	60.7	59.1	55.9	-	60.7	-
08/06/19 21:00	3	58.2	56.9	52.5	-	58.2	-
08/06/19 22:00	6	59.1	58.4	51.6	-	59.1	-
08/06/19 23:00	4	63.8	63.2	55.2	-	-	63.8
09/06/19 0:00	-	51.4	-	51.4	-	-	51.4
09/06/19 1:00	-	52.4	-	52.5	-	-	52.4
09/06/19 2:00	-	48.5	-	48.5	-	-	48.5
09/06/19 3:00	-	48.6	-	48.6	-	-	48.6
09/06/19 4:00	-	56.4	-	56.4	-	-	56.4
09/06/19 5:00	-	51.0	-	51.0	-	-	51.0
09/06/19 6:00	7	66.9	66.2	58.9	-	-	66.9
	93	**60.3**	**58.2**	**56.5**	**60.6**	**59.8**	**60.2**

Location: Roodt/Syr NMT # 1

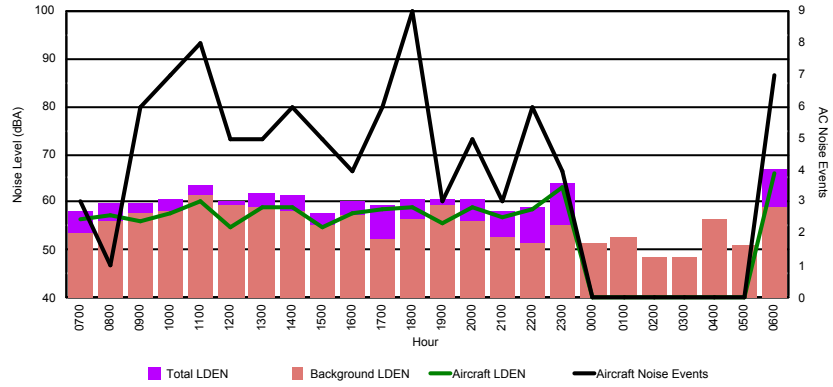

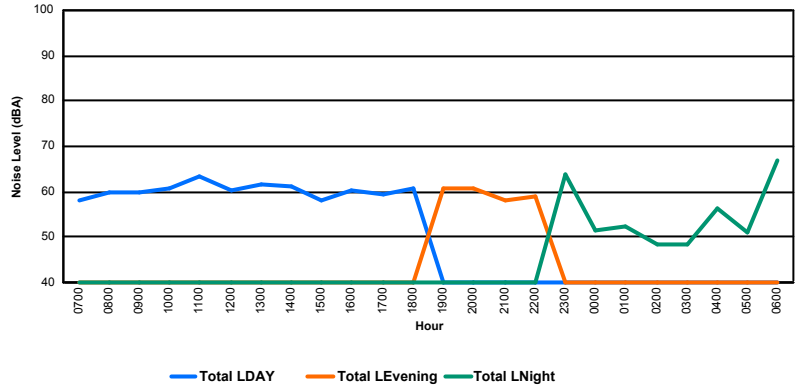

LE GOUVERNEMENT
DU GRAND-DUCHÉ DE LUXEMBOURG
Administration de la navigation aérienne

Luxembourg Airport

Noise Distribution by Hour

Between 08/06/2019 00:00:00 and 08/06/2019 23:59:59 (Local Time)

Day	Aircraft Events	Total LDEN dB (A)	Aircraft LDEN dB(A)	Background LDEN dB(A)	Total LDay dB(A)	Total LEvening dB(A)	Total LNight dB (A)
08/06/19 7:00	-	38.5	-	38.5	38.5	-	-
08/06/19 8:00	-	44.7	-	44.7	44.7	-	-
08/06/19 9:00	4	66.8	66.4	55.3	66.8	-	-
08/06/19 10:00	6	71.4	71.1	59.8	71.4	-	-
08/06/19 11:00	7	71.1	70.9	58.0	71.1	-	-
08/06/19 12:00	6	69.5	69.0	60.1	69.5	-	-
08/06/19 13:00	6	72.5	72.3	58.9	72.5	-	-
08/06/19 14:00	7	72.6	72.5	58.6	72.6	-	-
08/06/19 15:00	4	69.8	69.3	60.0	69.8	-	-
08/06/19 16:00	4	71.7	71.6	56.1	71.7	-	-
08/06/19 17:00	4	72.8	72.1	64.8	72.8	-	-
08/06/19 18:00	7	72.2	71.6	63.3	72.2	-	-
08/06/19 19:00	3	68.6	68.1	59.8	-	68.6	-
08/06/19 20:00	3	72.9	68.1	71.2	-	72.9	-
08/06/19 21:00	3	69.6	69.4	55.4	-	69.6	-
08/06/19 22:00	1	71.1	62.0	70.5	-	71.1	-
08/06/19 23:00	-	75.7	-	75.7	-	-	75.7
09/06/19 0:00	-	51.2	-	51.2	-	-	51.2
09/06/19 1:00	-	48.6	-	48.6	-	-	48.6
09/06/19 2:00	-	45.3	-	45.3	-	-	45.3
09/06/19 3:00	-	40.1	-	40.1	-	-	40.1
09/06/19 4:00	-	58.5	-	58.6	-	-	58.5
09/06/19 5:00	-	57.6	-	57.6	-	-	57.6
09/06/19 6:00	7	73.2	73.0	57.5	-	-	73.2
	72	**70.1**	**68.5**	**65.0**	**70.6**	**70.9**	**68.7**

Location: DVOR NMT # 2

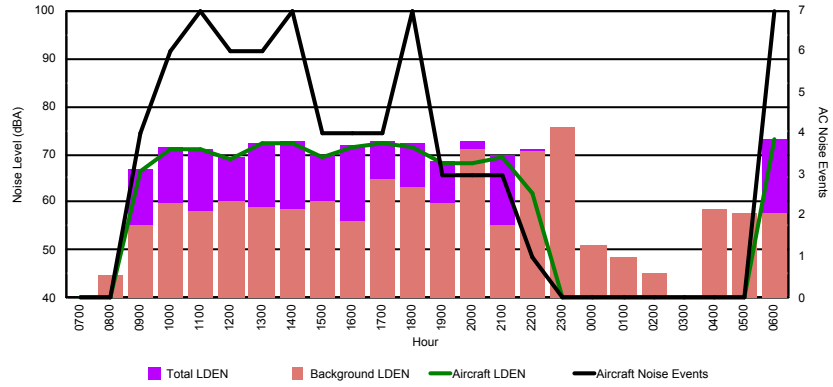

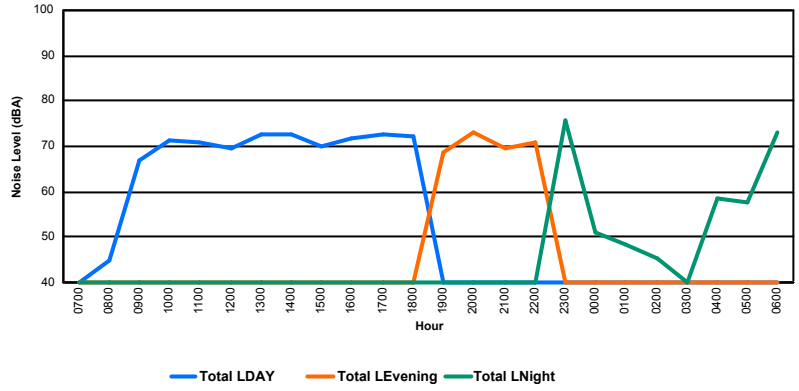

LE GOUVERNEMENT
DU GRAND-DUCHÉ DE LUXEMBOURG
Administration de la navigation aérienne

Luxembourg Airport

Noise Distribution by Hour

Between 08/06/2019 00:00:00 and 08/06/2019 23:59:59 (Local Time)

Day	Aircraft Events	Total LDEN dB (A)	Aircraft LDEN dB(A)	Background LDEN dB(A)	Total LDay dB(A)	Total LEvening dB(A)	Total LNight dB (A)
08/06/19 7:00	2	63.3	59.0	61.4	63.3	-	-
08/06/19 8:00	3	71.8	62.8	71.3	71.8	-	-
08/06/19 9:00	2	64.7	63.4	59.0	64.7	-	-
08/06/19 10:00	6	75.8	67.3	75.1	75.8	-	-
08/06/19 11:00	10	74.4	70.0	72.5	74.4	-	-
08/06/19 12:00	4	67.1	66.4	58.5	67.1	-	-
08/06/19 13:00	6	69.2	66.2	66.2	69.2	-	-
08/06/19 14:00	6	70.6	64.8	69.3	70.6	-	-
08/06/19 15:00	5	66.7	65.6	60.3	66.7	-	-
08/06/19 16:00	6	65.7	62.9	62.5	65.7	-	-
08/06/19 17:00	7	71.0	65.5	69.6	71.0	-	-
08/06/19 18:00	5	70.8	66.5	68.7	70.8	-	-
08/06/19 19:00	5	74.2	73.7	64.8	-	74.2	-
08/06/19 20:00	3	77.4	73.7	75.0	-	77.4	-
08/06/19 21:00	1	69.8	65.6	67.8	-	69.8	-
08/06/19 22:00	3	77.6	70.9	76.6	-	77.6	-
08/06/19 23:00	1	76.0	74.0	71.7	-	-	76.0
09/06/19 0:00	-	59.5	-	59.5	-	-	59.5
09/06/19 1:00	-	58.5	-	58.5	-	-	58.5
09/06/19 2:00	-	58.6	-	58.7	-	-	58.6
09/06/19 3:00	-	56.2	-	56.2	-	-	56.2
09/06/19 4:00	-	69.0	-	69.0	-	-	69.0
09/06/19 5:00	-	62.8	-	62.8	-	-	62.8
09/06/19 6:00	10	81.4	80.7	73.9	-	-	81.4
	85	**73.0**	**70.2**	**69.9**	**70.8**	**75.7**	**73.8**

Location: Mid Runway NMT # 3

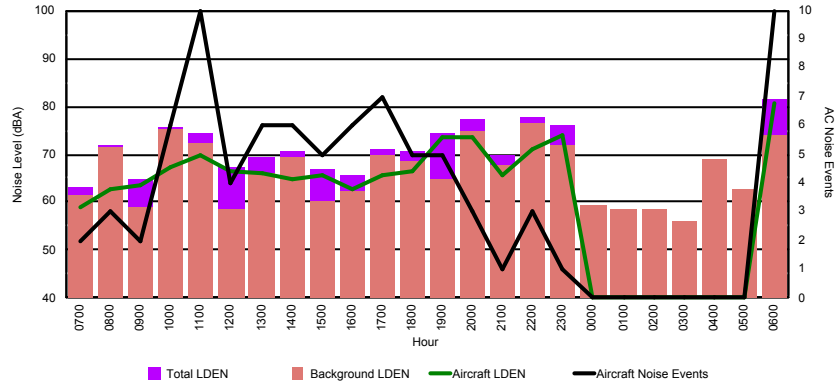

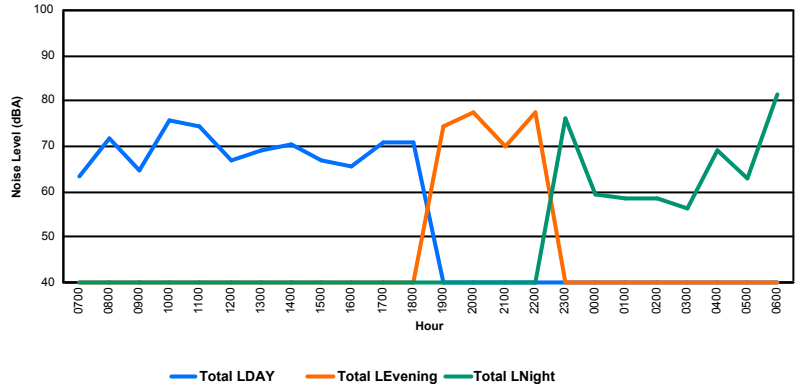

LE GOUVERNEMENT
DU GRAND-DUCHÉ DE LUXEMBOURG
Administration de la navigation aérienne

Luxembourg Airport

Noise Distribution by Hour

Between 08/06/2019 00:00:00 and 08/06/2019 23:59:59 (Local Time)

Day	Aircraft Events	Total LDEN dB (A)	Aircraft LDEN dB(A)	Background LDEN dB(A)	Total LDay dB(A)	Total LEvening dB(A)	Total LNight dB (A)
08/06/19 7:00	4	60.0	53.0	61.0	60.0	-	-
08/06/19 8:00	5	62.7	58.9	62.3	62.7	-	-
08/06/19 9:00	3	62.1	55.7	61.3	62.1	-	-
08/06/19 10:00	7	66.3	64.6	61.7	66.3	-	-
08/06/19 11:00	11	67.1	66.0	61.2	67.1	-	-
08/06/19 12:00	3	65.4	63.1	61.7	65.4	-	-
08/06/19 13:00	8	65.3	63.7	60.4	65.3	-	-
08/06/19 14:00	8	64.6	62.8	60.5	64.6	-	-
08/06/19 15:00	6	65.8	64.7	59.7	65.8	-	-
08/06/19 16:00	3	61.9	58.5	59.3	61.9	-	-
08/06/19 17:00	4	66.8	66.0	58.7	66.8	-	-
08/06/19 18:00	6	67.7	67.1	58.9	67.7	-	-
08/06/19 19:00	5	69.3	68.2	63.3	-	69.3	-
08/06/19 20:00	4	74.3	74.0	61.8	-	74.3	-
08/06/19 21:00	1	64.5	61.3	61.6	-	64.5	-
08/06/19 22:00	4	75.1	74.8	63.1	-	75.1	-
08/06/19 23:00	1	73.4	71.5	68.8	-	-	73.4
09/06/19 0:00	-	69.4	-	72.1	-	-	69.4
09/06/19 1:00	-	67.4	-	68.8	-	-	67.4
09/06/19 2:00	-	65.8	-	66.9	-	-	65.8
09/06/19 3:00	-	66.5	-	67.0	-	-	66.5
09/06/19 4:00	-	73.7	-	73.8	-	-	73.7
09/06/19 5:00	-	67.4	-	68.3	-	-	67.4
09/06/19 6:00	3	74.8	53.2	75.0	-	-	74.8
	86	**69.5**	**66.4**	**67.2**	**65.2**	**72.5**	**71.1**

Location: NDB-Hamm NMT # 4

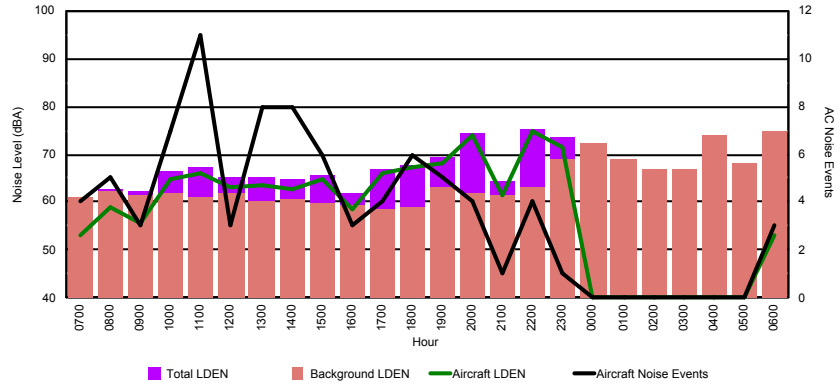

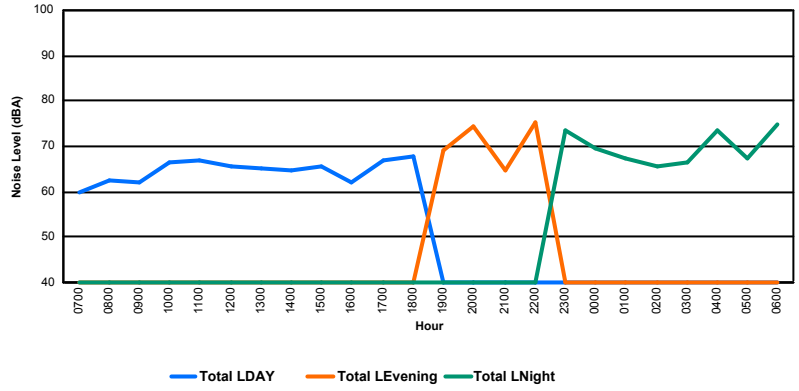

LE GOUVERNEMENT
DU GRAND-DUCHÉ DE LUXEMBOURG
Administration de la navigation aérienne

Luxembourg Airport

Noise Distribution by Hour

Between 09/06/2019 00:00:00 and 09/06/2019 23:59:59 (Local Time)

Day	Aircraft Events	Total LDEN dB (A)	Aircraft LDEN dB(A)	Background LDEN dB(A)	Total LDay dB(A)	Total LEvening dB(A)	Total LNight dB (A)
09/06/19 7:00	1	52.8	43.9	52.3	52.8	-	-
09/06/19 8:00	2	57.7	56.4	51.7	57.7	-	-
09/06/19 9:00	1	50.5	48.3	46.6	50.5	-	-
09/06/19 10:00	5	60.5	59.7	52.5	60.5	-	-
09/06/19 11:00	3	51.8	49.8	47.6	51.8	-	-
09/06/19 12:00	2	56.1	55.3	49.0	56.1	-	-
09/06/19 13:00	2	57.6	56.9	48.8	57.6	-	-
09/06/19 14:00	2	55.7	54.9	47.5	55.7	-	-
09/06/19 15:00	2	59.2	58.9	47.7	59.2	-	-
09/06/19 16:00	1	51.5	40.7	51.2	51.5	-	-
09/06/19 17:00	4	56.1	55.5	47.2	56.1	-	-
09/06/19 18:00	5	53.8	51.7	50.0	53.8	-	-
09/06/19 19:00	2	61.6	60.8	54.3	-	61.6	-
09/06/19 20:00	1	55.4	52.6	52.1	-	55.4	-
09/06/19 21:00	7	65.1	64.8	53.2	-	65.1	-
09/06/19 22:00	1	63.4	63.1	49.3	-	63.4	-
09/06/19 23:00	1	64.4	64.0	53.4	-	-	64.4
10/06/19 0:00	-	49.0	-	49.0	-	-	49.0
10/06/19 1:00	-	44.1	-	44.1	-	-	44.1
10/06/19 2:00	-	45.1	-	45.1	-	-	45.1
10/06/19 3:00	1	65.6	65.5	47.3	-	-	65.6
10/06/19 4:00	-	51.4	-	51.4	-	-	51.4
10/06/19 5:00	-	60.6	-	60.6	-	-	60.6
10/06/19 6:00	1	57.3	53.4	55.0	-	-	57.3
	44	**59.4**	**58.4**	**52.1**	**56.3**	**62.6**	**60.2**

Location: Roodt/Syr NMT # 1

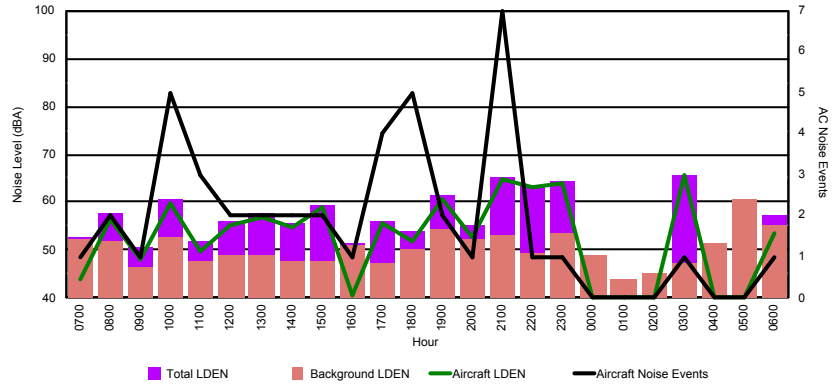

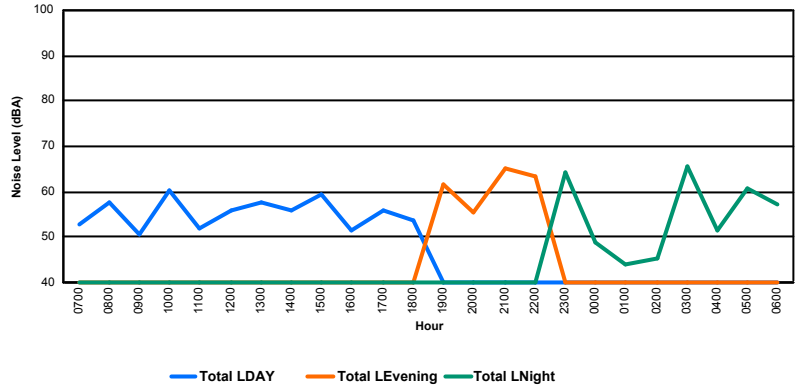

LE GOUVERNEMENT
DU GRAND-DUCHÉ DE LUXEMBOURG
Administration de la navigation aérienne

Luxembourg Airport

Noise Distribution by Hour

Between 09/06/2019 00:00:00 and 09/06/2019 23:59:59 (Local Time)

Day	Aircraft Events	Total LDEN dB (A)	Aircraft LDEN dB(A)	Background LDEN dB(A)	Total LDay dB(A)	Total LEvening dB(A)	Total LNight dB (A)
09/06/19 7:00	5	55.8	54.9	48.3	55.8	-	-
09/06/19 8:00	5	66.2	66.1	47.8	66.2	-	-
09/06/19 9:00	2	59.0	58.7	47.5	59.0	-	-
09/06/19 10:00	6	70.0	70.0	50.4	70.0	-	-
09/06/19 11:00	6	60.7	60.1	51.5	60.7	-	-
09/06/19 12:00	7	67.8	67.7	51.1	67.8	-	-
09/06/19 13:00	7	67.8	67.7	51.2	67.8	-	-
09/06/19 14:00	5	63.8	63.5	51.1	63.8	-	-
09/06/19 15:00	3	71.4	71.3	57.2	71.4	-	-
09/06/19 16:00	3	61.3	56.7	59.5	61.3	-	-
09/06/19 17:00	7	66.1	66.0	52.0	66.1	-	-
09/06/19 18:00	11	63.6	63.2	53.3	63.6	-	-
09/06/19 19:00	6	74.9	74.8	56.8	-	74.9	-
09/06/19 20:00	4	65.4	64.9	55.8	-	65.4	-
09/06/19 21:00	7	73.4	73.4	55.5	-	73.4	-
09/06/19 22:00	1	72.6	72.5	53.3	-	72.6	-
09/06/19 23:00	3	73.8	73.7	56.8	-	-	73.8
10/06/19 0:00	-	52.7	-	52.7	-	-	52.7
10/06/19 1:00	-	51.4	-	51.4	-	-	51.4
10/06/19 2:00	-	49.9	-	49.9	-	-	49.9
10/06/19 3:00	1	77.1	77.1	52.5	-	-	77.1
10/06/19 4:00	-	62.8	-	62.9	-	-	62.8
10/06/19 5:00	-	63.8	-	63.9	-	-	63.8
10/06/19 6:00	3	70.1	69.0	63.7	-	-	70.1
	92	**69.6**	**69.3**	**56.9**	**66.4**	**72.7**	**70.5**

Location: DVOR NMT # 2

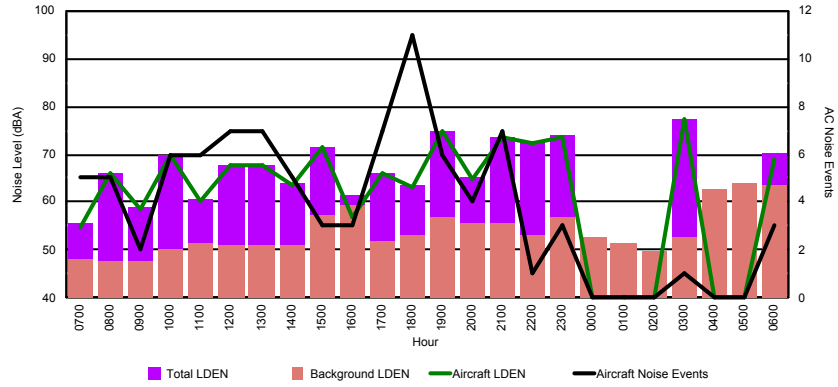

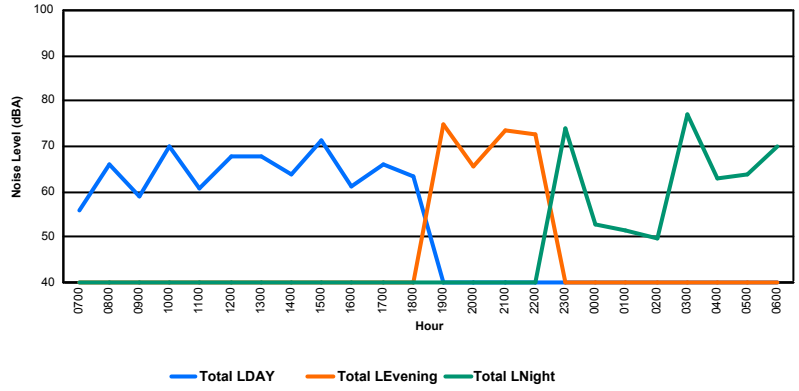

LE GOUVERNEMENT
DU GRAND-DUCHÉ DE LUXEMBOURG
Administration de la navigation aérienne

Luxembourg Airport

Noise Distribution by Hour

Between 09/06/2019 00:00:00 and 09/06/2019 23:59:59 (Local Time)

Day	Aircraft Events	Total LDEN dB (A)	Aircraft LDEN dB(A)	Background LDEN dB(A)	Total LDay dB(A)	Total LEvening dB(A)	Total LNight dB (A)
09/06/19 7:00	6	64.3	62.5	60.0	64.3	-	-
09/06/19 8:00	7	68.9	67.3	63.7	68.9	-	-
09/06/19 9:00	3	67.0	66.7	55.4	67.0	-	-
09/06/19 10:00	8	71.7	71.5	58.5	71.7	-	-
09/06/19 11:00	8	66.3	66.0	56.1	66.3	-	-
09/06/19 12:00	9	70.1	69.8	58.2	70.1	-	-
09/06/19 13:00	8	71.4	70.7	63.6	71.4	-	-
09/06/19 14:00	7	66.0	65.3	57.5	66.0	-	-
09/06/19 15:00	3	70.8	69.5	65.0	70.8	-	-
09/06/19 16:00	4	66.7	65.3	61.1	66.7	-	-
09/06/19 17:00	8	70.1	69.7	59.8	70.1	-	-
09/06/19 18:00	11	70.0	69.8	57.5	70.0	-	-
09/06/19 19:00	7	76.1	75.3	68.1	-	76.1	-
09/06/19 20:00	4	73.8	73.0	65.8	-	73.8	-
09/06/19 21:00	7	77.9	76.6	72.2	-	77.9	-
09/06/19 22:00	1	73.1	72.2	65.6	-	73.1	-
09/06/19 23:00	3	74.9	73.7	68.9	-	-	74.9
10/06/19 0:00	-	58.7	-	58.7	-	-	58.7
10/06/19 1:00	-	60.1	-	60.2	-	-	60.1
10/06/19 2:00	-	57.7	-	57.7	-	-	57.7
10/06/19 3:00	-	68.3	-	68.3	-	-	68.3
10/06/19 4:00	-	66.9	-	66.9	-	-	66.9
10/06/19 5:00	-	60.7	-	60.7	-	-	60.7
10/06/19 6:00	12	81.6	80.1	76.1	-	-	81.6
	116	**72.6**	**71.4**	**66.6**	**69.2**	**75.6**	**73.8**

Location: Mid Runway NMT # 3

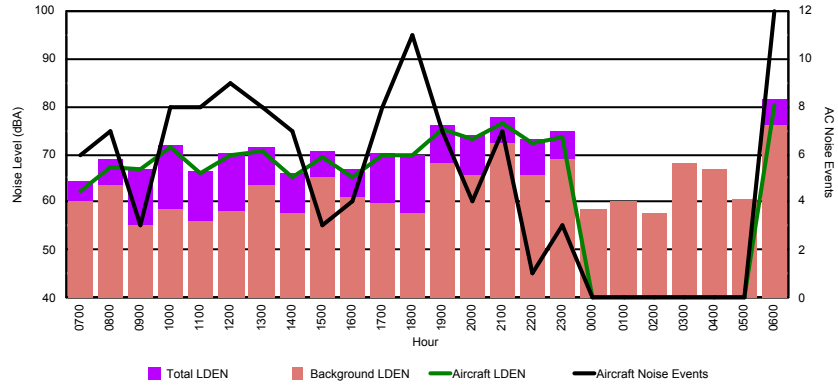

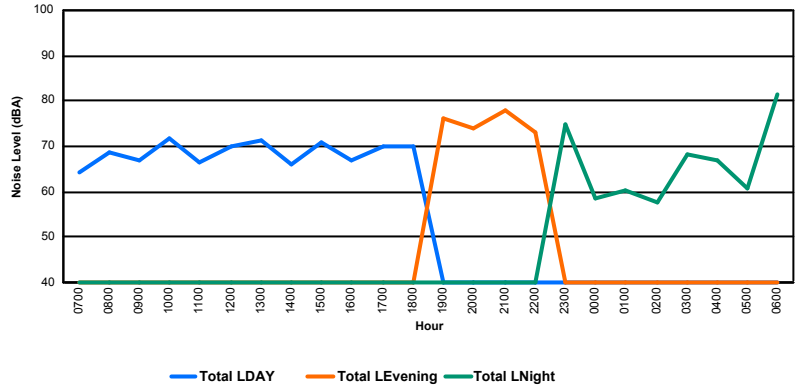

LE GOUVERNEMENT
DU GRAND-DUCHÉ DE LUXEMBOURG
Administration de la navigation aérienne

Luxembourg Airport

Noise Distribution by Hour

Between 09/06/2019 00:00:00 and 09/06/2019 23:59:59 (Local Time)

Day	Aircraft Events	Total LDEN dB (A)	Aircraft LDEN dB(A)	Background LDEN dB(A)	Total LDay dB(A)	Total LEvening dB(A)	Total LNight dB (A)
09/06/19 7:00	2	62.9	43.3	63.0	62.9	-	-
09/06/19 8:00	3	69.2	67.9	63.4	69.2	-	-
09/06/19 9:00	-	64.7	-	64.7	64.7	-	-
09/06/19 10:00	1	65.6	63.0	62.1	65.6	-	-
09/06/19 11:00	1	67.6	52.9	67.5	67.6	-	-
09/06/19 12:00	3	64.7	57.0	63.9	64.7	-	-
09/06/19 13:00	6	66.0	65.2	58.2	66.0	-	-
09/06/19 14:00	3	65.3	64.2	58.6	65.3	-	-
09/06/19 15:00	7	67.5	66.9	58.9	67.5	-	-
09/06/19 16:00	8	65.5	64.4	59.1	65.5	-	-
09/06/19 17:00	11	66.8	66.0	59.5	66.8	-	-
09/06/19 18:00	5	64.8	63.5	59.1	64.8	-	-
09/06/19 19:00	5	74.3	73.9	63.9	-	74.3	-
09/06/19 20:00	6	72.2	71.5	63.9	-	72.2	-
09/06/19 21:00	4	73.2	72.7	62.9	-	73.2	-
09/06/19 22:00	11	69.9	68.9	63.6	-	69.9	-
09/06/19 23:00	7	76.4	75.9	67.4	-	-	76.4
10/06/19 0:00	-	65.7	-	66.7	-	-	65.7
10/06/19 1:00	-	62.5	-	62.9	-	-	62.5
10/06/19 2:00	-	60.7	-	60.9	-	-	60.7
10/06/19 3:00	-	62.0	-	62.0	-	-	62.0
10/06/19 4:00	-	63.6	-	63.7	-	-	63.6
10/06/19 5:00	-	65.0	-	65.1	-	-	65.0
10/06/19 6:00	13	77.3	76.6	68.9	-	-	77.3
	96	**69.9**	**68.7**	**63.9**	**66.2**	**72.7**	**71.4**

Location: NDB-Hamm NMT # 4

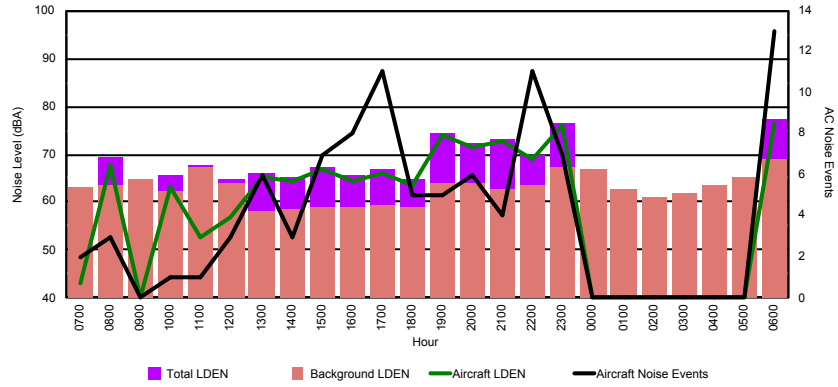

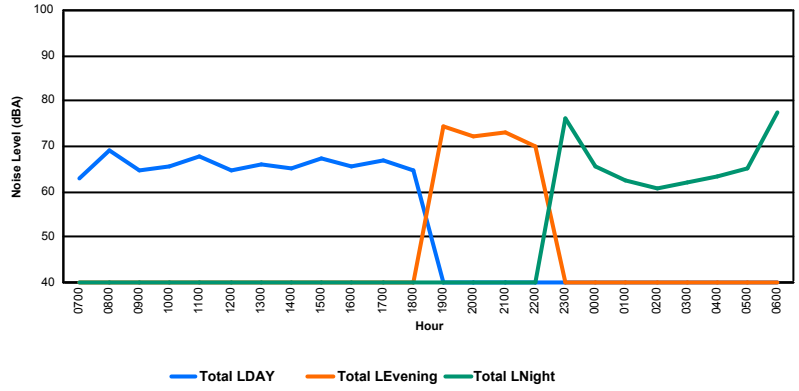

LE GOUVERNEMENT
DU GRAND-DUCHÉ DE LUXEMBOURG
Administration de la navigation aérienne

Luxembourg Airport

Noise Distribution by Hour

Between 10/06/2019 00:00:00 and 10/06/2019 23:59:59 (Local Time)

Day	Aircraft Events	Total LDEN dB (A)	Aircraft LDEN dB(A)	Background LDEN dB(A)	Total LDay dB(A)	Total LEvening dB(A)	Total LNight dB (A)
10/06/19 7:00	3	55.6	55.3	45.3	55.6	-	-
10/06/19 8:00	4	58.3	58.1	45.2	58.3	-	-
10/06/19 9:00	4	57.6	57.2	47.4	57.6	-	-
10/06/19 10:00	12	58.0	56.9	52.1	58.0	-	-
10/06/19 11:00	6	54.4	52.5	50.2	54.4	-	-
10/06/19 12:00	5	58.9	58.3	50.1	58.9	-	-
10/06/19 13:00	6	53.9	52.4	48.7	53.9	-	-
10/06/19 14:00	3	54.5	53.3	48.0	54.5	-	-
10/06/19 15:00	9	55.6	54.2	50.4	55.6	-	-
10/06/19 16:00	7	58.9	58.4	49.2	58.9	-	-
10/06/19 17:00	5	55.3	52.9	51.4	55.3	-	-
10/06/19 18:00	12	60.6	60.2	51.3	60.6	-	-
10/06/19 19:00	5	61.3	60.4	54.4	-	61.3	-
10/06/19 20:00	7	62.7	60.2	59.2	-	62.7	-
10/06/19 21:00	5	61.2	59.7	56.0	-	61.2	-
10/06/19 22:00	11	62.4	61.3	56.0	-	62.4	-
10/06/19 23:00	6	65.5	64.5	58.8	-	-	65.5
11/06/19 0:00	-	53.6	-	53.6	-	-	53.6
11/06/19 1:00	2	66.0	65.8	51.6	-	-	66.0
11/06/19 2:00	-	50.4	-	50.4	-	-	50.4
11/06/19 3:00	-	50.4	-	50.4	-	-	50.4
11/06/19 4:00	-	59.3	-	59.3	-	-	59.3
11/06/19 5:00	-	58.3	-	58.4	-	-	58.3
11/06/19 6:00	1	63.3	61.6	58.6	-	-	63.3
	113	**60.1**	**58.7**	**54.4**	**57.3**	**62.0**	**61.6**

Location: Roodt/Syr NMT # 1

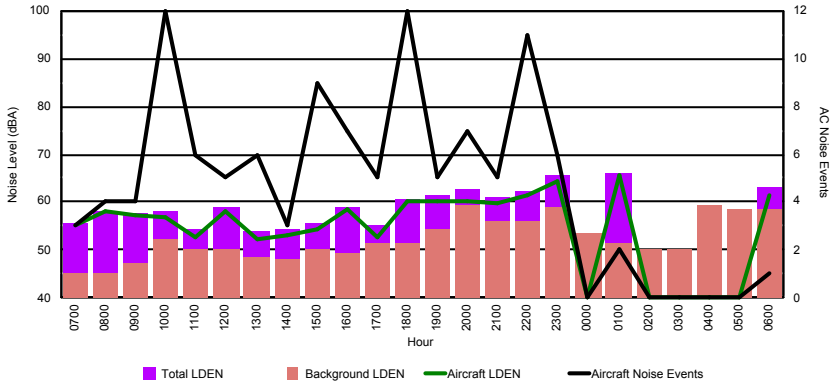

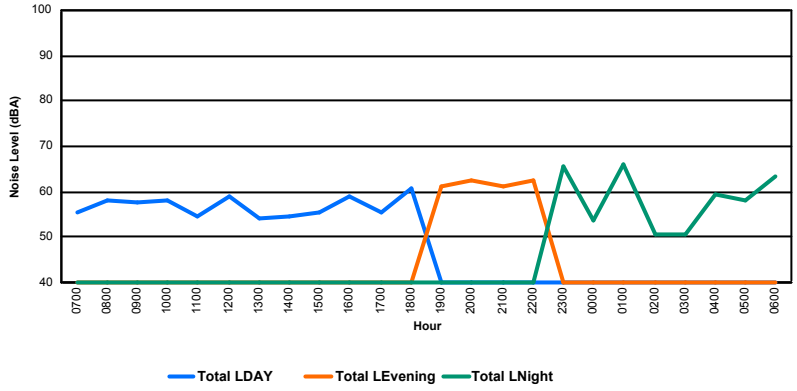

LE GOUVERNEMENT
DU GRAND-DUCHÉ DE LUXEMBOURG
Administration de la navigation aérienne

Luxembourg Airport

Noise Distribution by Hour

Between 10/06/2019 00:00:00 and 10/06/2019 23:59:59 (Local Time)

Day	Aircraft Events	Total LDEN dB (A)	Aircraft LDEN dB(A)	Background LDEN dB(A)	Total LDay dB(A)	Total LEvening dB(A)	Total LNight dB (A)
10/06/19 7:00	3	68.2	68.2	50.7	68.2	-	-
10/06/19 8:00	4	73.3	73.3	50.7	73.3	-	-
10/06/19 9:00	4	71.7	71.6	51.3	71.7	-	-
10/06/19 10:00	12	69.9	69.8	53.6	69.9	-	-
10/06/19 11:00	7	67.4	67.2	52.9	67.4	-	-
10/06/19 12:00	5	71.3	71.2	53.2	71.3	-	-
10/06/19 13:00	6	66.8	65.3	61.7	66.8	-	-
10/06/19 14:00	5	66.8	66.6	52.9	66.8	-	-
10/06/19 15:00	10	68.7	68.5	53.5	68.7	-	-
10/06/19 16:00	7	73.1	73.1	54.4	73.1	-	-
10/06/19 17:00	5	67.5	67.1	57.7	67.5	-	-
10/06/19 18:00	12	72.8	72.6	58.5	72.8	-	-
10/06/19 19:00	5	74.3	74.1	60.2	-	74.3	-
10/06/19 20:00	7	74.7	74.5	58.8	-	74.7	-
10/06/19 21:00	5	73.1	72.8	60.6	-	73.1	-
10/06/19 22:00	11	75.0	74.9	59.2	-	75.0	-
10/06/19 23:00	7	77.3	77.2	60.9	-	-	77.3
11/06/19 0:00	-	54.0	-	54.0	-	-	54.0
11/06/19 1:00	2	80.3	80.3	56.4	-	-	80.3
11/06/19 2:00	-	54.6	-	54.6	-	-	54.6
11/06/19 3:00	-	41.6	-	41.6	-	-	41.6
11/06/19 4:00	-	58.5	-	58.5	-	-	58.5
11/06/19 5:00	-	62.0	-	62.0	-	-	62.0
11/06/19 6:00	-	47.3	-	47.3	-	-	47.3
	117	**72.3**	**72.1**	**57.3**	**70.5**	**74.3**	**73.1**

Location: DVOR NMT # 2

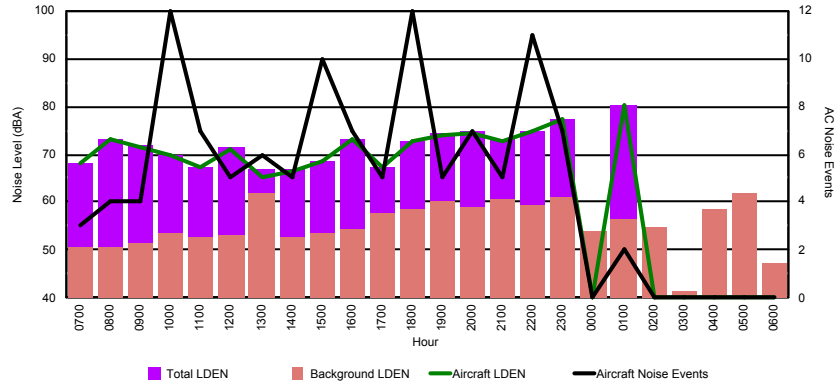

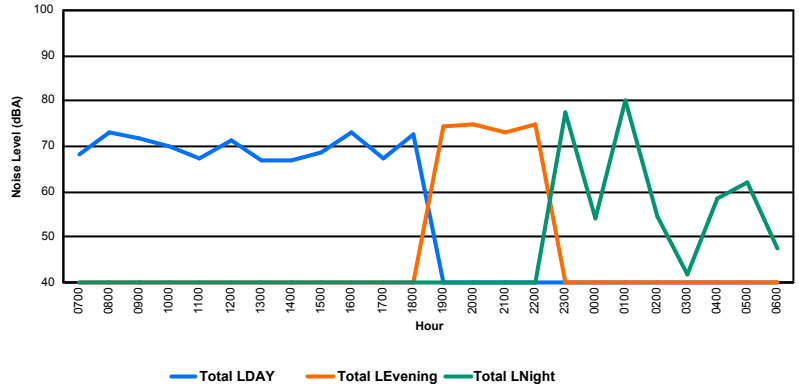

LE GOUVERNEMENT
DU GRAND-DUCHÉ DE LUXEMBOURG
Administration de la navigation aérienne

Luxembourg Airport

Noise Distribution by Hour

Between 10/06/2019 00:00:00 and 10/06/2019 23:59:59 (Local Time)

Day	Aircraft Events	Total LDEN dB (A)	Aircraft LDEN dB(A)	Background LDEN dB(A)	Total LDay dB(A)	Total LEvening dB(A)	Total LNight dB (A)
10/06/19 7:00	2	65.4	62.7	62.0	65.4	-	-
10/06/19 8:00	3	66.6	62.4	64.5	66.6	-	-
10/06/19 9:00	5	70.4	66.8	67.8	70.4	-	-
10/06/19 10:00	6	69.7	65.1	67.9	69.7	-	-
10/06/19 11:00	7	67.3	66.4	59.9	67.3	-	-
10/06/19 12:00	5	70.4	66.1	68.4	70.4	-	-
10/06/19 13:00	2	66.5	57.8	65.8	66.5	-	-
10/06/19 14:00	5	74.1	62.9	73.8	74.1	-	-
10/06/19 15:00	6	69.5	68.8	61.2	69.5	-	-
10/06/19 16:00	5	74.8	68.2	73.7	74.8	-	-
10/06/19 17:00	8	72.0	68.3	69.7	72.0	-	-
10/06/19 18:00	11	79.6	70.4	79.1	79.6	-	-
10/06/19 19:00	9	79.6	77.4	75.6	-	79.6	-
10/06/19 20:00	5	78.1	70.8	77.2	-	78.1	-
10/06/19 21:00	1	78.7	69.0	78.3	-	78.7	-
10/06/19 22:00	1	78.3	41.4	78.4	-	78.3	-
10/06/19 23:00	3	80.4	79.7	72.4	-	-	80.4
11/06/19 0:00	-	53.5	-	53.5	-	-	53.5
11/06/19 1:00	-	70.1	-	70.1	-	-	70.1
11/06/19 2:00	-	54.3	-	54.3	-	-	54.3
11/06/19 3:00	-	54.2	-	54.2	-	-	54.2
11/06/19 4:00	-	57.5	-	57.5	-	-	57.5
11/06/19 5:00	-	69.2	-	69.3	-	-	69.2
11/06/19 6:00	13	81.4	79.1	77.8	-	-	81.4
	97	**75.2**	**71.0**	**73.1**	**72.7**	**78.7**	**75.2**

Location: Mid Runway NMT # 3

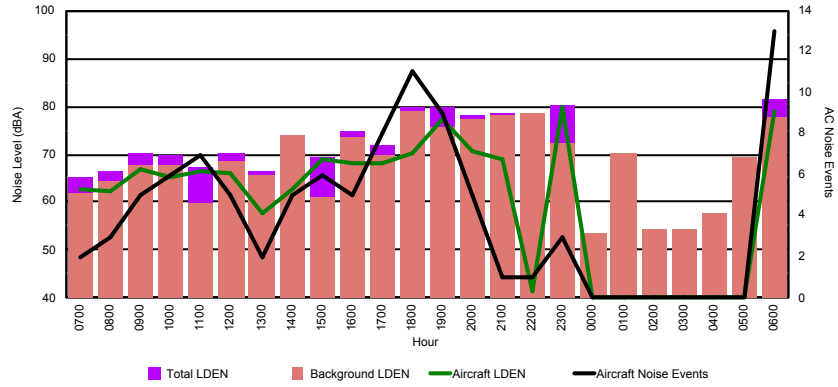

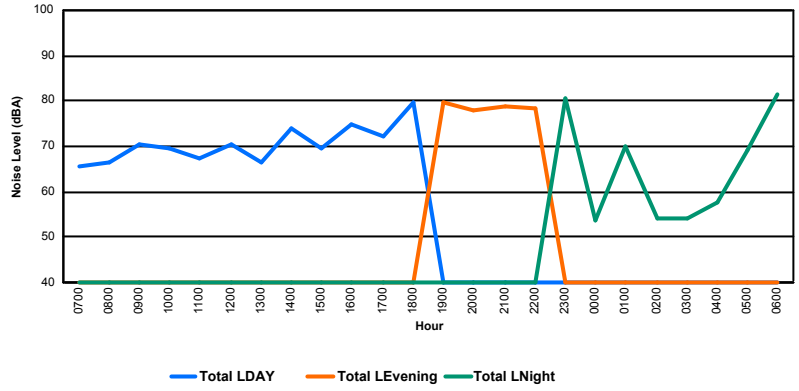

LE GOUVERNEMENT
DU GRAND-DUCHÉ DE LUXEMBOURG
Administration de la navigation aérienne

Luxembourg Airport

Noise Distribution by Hour

Between 10/06/2019 00:00:00 and 10/06/2019 23:59:59 (Local Time)

Day	Aircraft Events	Total LDEN dB (A)	Aircraft LDEN dB(A)	Background LDEN dB(A)	Total LDay dB(A)	Total LEvening dB(A)	Total LNight dB (A)
10/06/19 7:00	3	56.0	51.3	54.4	56.0	-	-
10/06/19 8:00	3	61.5	60.4	55.3	61.5	-	-
10/06/19 9:00	5	65.4	64.8	56.5	65.4	-	-
10/06/19 10:00	8	63.1	61.9	57.0	63.1	-	-
10/06/19 11:00	8	62.6	60.8	58.1	62.6	-	-
10/06/19 12:00	9	66.9	66.4	57.9	66.9	-	-
10/06/19 13:00	3	59.4	54.8	57.6	59.4	-	-
10/06/19 14:00	7	67.8	67.3	58.7	67.8	-	-
10/06/19 15:00	5	66.2	65.5	58.3	66.2	-	-
10/06/19 16:00	6	63.8	62.5	57.8	63.8	-	-
10/06/19 17:00	9	64.0	62.0	60.1	64.0	-	-
10/06/19 18:00	9	64.9	63.8	58.5	64.9	-	-
10/06/19 19:00	8	73.7	73.4	61.8	-	73.7	-
10/06/19 20:00	5	66.6	65.0	61.6	-	66.6	-
10/06/19 21:00	5	75.0	74.8	61.7	-	75.0	-
10/06/19 22:00	2	72.7	72.4	61.5	-	72.7	-
10/06/19 23:00	3	78.4	78.2	64.5	-	-	78.4
11/06/19 0:00	-	63.1	-	63.7	-	-	63.1
11/06/19 1:00	-	61.4	-	61.8	-	-	61.4
11/06/19 2:00	-	61.2	-	61.5	-	-	61.2
11/06/19 3:00	-	63.7	-	63.9	-	-	63.7
11/06/19 4:00	-	66.0	-	66.5	-	-	66.0
11/06/19 5:00	-	69.3	-	70.8	-	-	69.3
11/06/19 6:00	14	78.2	77.7	75.6	-	-	78.2
	112	**70.4**	**69.7**	**65.0**	**64.4**	**72.9**	**72.9**

Location: NDB-Hamm NMT # 4

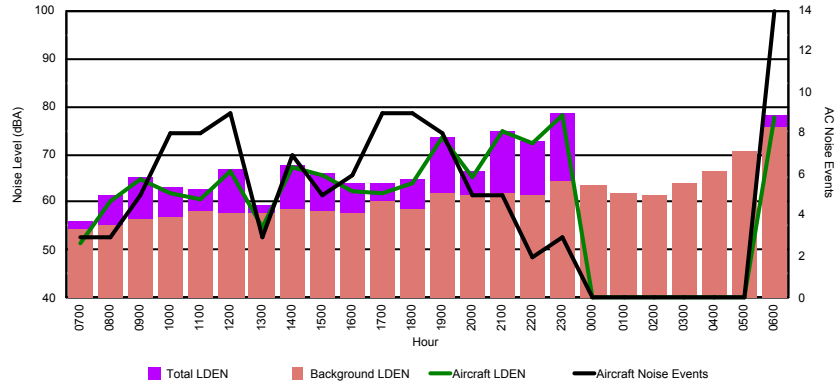

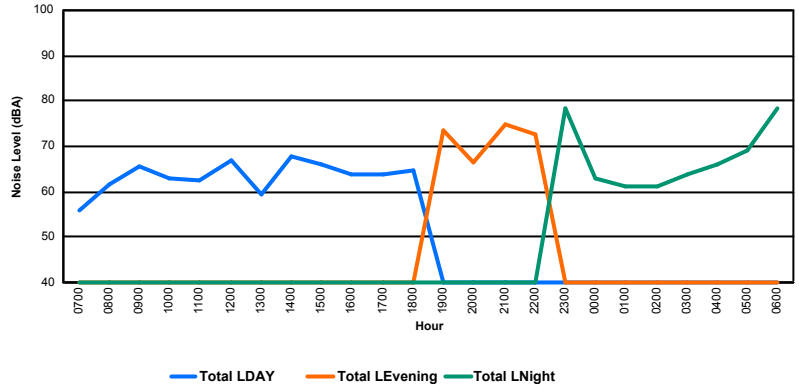

LE GOUVERNEMENT
DU GRAND-DUCHÉ DE LUXEMBOURG
Administration de la navigation aérienne

Luxembourg Airport

Noise Distribution by Hour

Between 11/06/2019 00:00:00 and 11/06/2019 23:59:59 (Local Time)

Day	Aircraft Events	Total LDEN dB (A)	Aircraft LDEN dB(A)	Background LDEN dB(A)	Total LDay dB(A)	Total LEvening dB(A)	Total LNight dB (A)
11/06/19 7:00	2	53.4	48.2	52.1	53.4	-	-
11/06/19 8:00	3	57.4	56.0	51.8	57.4	-	-
11/06/19 9:00	6	60.5	59.4	54.2	60.5	-	-
11/06/19 10:00	11	59.2	58.4	51.8	59.2	-	-
11/06/19 11:00	9	56.0	54.4	51.0	56.0	-	-
11/06/19 12:00	4	59.2	58.0	53.1	59.2	-	-
11/06/19 13:00	8	57.2	55.6	52.5	57.2	-	-
11/06/19 14:00	6	55.7	53.4	51.9	55.7	-	-
11/06/19 15:00	6	57.2	55.6	52.2	57.2	-	-
11/06/19 16:00	6	55.2	52.6	52.0	55.2	-	-
11/06/19 17:00	6	56.1	54.4	51.4	56.1	-	-
11/06/19 18:00	8	58.3	57.0	52.6	58.3	-	-
11/06/19 19:00	4	61.4	60.3	55.3	-	61.4	-
11/06/19 20:00	3	57.7	55.8	53.3	-	57.7	-
11/06/19 21:00	8	60.2	59.0	54.2	-	60.2	-
11/06/19 22:00	11	61.0	59.9	55.1	-	61.0	-
11/06/19 23:00	1	60.8	54.4	59.7	-	-	60.8
12/06/19 0:00	-	56.9	-	56.9	-	-	56.9
12/06/19 1:00	-	55.5	-	55.5	-	-	55.5
12/06/19 2:00	-	54.2	-	54.2	-	-	54.2
12/06/19 3:00	-	53.3	-	53.3	-	-	53.3
12/06/19 4:00	-	55.3	-	55.3	-	-	55.3
12/06/19 5:00	-	60.4	-	60.5	-	-	60.4
12/06/19 6:00	1	66.3	63.7	62.9	-	-	66.3
	103	**59.1**	**56.5**	**55.7**	**57.5**	**60.3**	**60.1**

Location: Roodt/Syr NMT # 1

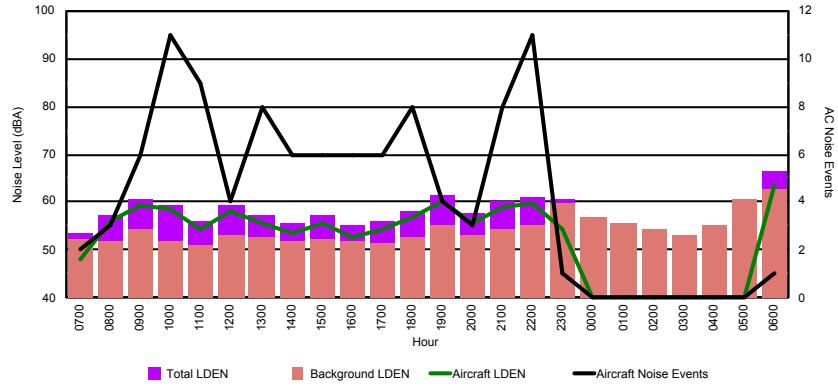

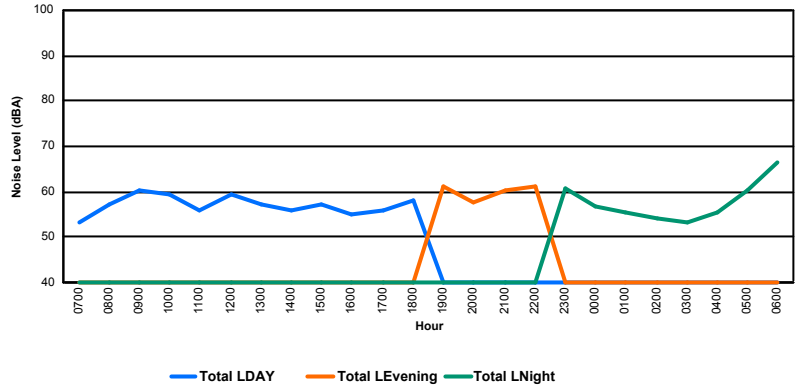

LE GOUVERNEMENT
DU GRAND-DUCHÉ DE LUXEMBOURG
Administration de la navigation aérienne

Luxembourg Airport

Noise Distribution by Hour

Between 11/06/2019 00:00:00 and 11/06/2019 23:59:59 (Local Time)

Day	Aircraft Events	Total LDEN dB (A)	Aircraft LDEN dB(A)	Background LDEN dB(A)	Total LDay dB(A)	Total LEvening dB(A)	Total LNight dB (A)
11/06/19 7:00	1	58.9	58.2	50.7	58.9	-	-
11/06/19 8:00	3	68.0	67.8	51.7	68.0	-	-
11/06/19 9:00	5	70.3	70.2	51.2	70.3	-	-
11/06/19 10:00	11	70.4	70.3	53.6	70.4	-	-
11/06/19 11:00	9	67.5	67.3	53.3	67.5	-	-
11/06/19 12:00	4	71.0	71.0	53.2	71.0	-	-
11/06/19 13:00	9	68.9	68.8	53.3	68.9	-	-
11/06/19 14:00	7	67.0	66.8	53.2	67.0	-	-
11/06/19 15:00	6	69.5	69.3	55.6	69.5	-	-
11/06/19 16:00	6	67.1	66.9	53.4	67.1	-	-
11/06/19 17:00	6	66.4	66.2	52.4	66.4	-	-
11/06/19 18:00	8	69.4	69.2	54.7	69.4	-	-
11/06/19 19:00	3	72.9	72.9	56.3	-	72.9	-
11/06/19 20:00	3	69.7	69.4	57.8	-	69.7	-
11/06/19 21:00	7	72.3	72.1	58.6	-	72.3	-
11/06/19 22:00	11	72.9	72.8	56.8	-	72.9	-
11/06/19 23:00	1	67.1	66.6	57.4	-	-	67.1
12/06/19 0:00	-	54.1	-	54.1	-	-	54.1
12/06/19 1:00	-	53.3	-	53.3	-	-	53.3
12/06/19 2:00	-	49.9	-	49.9	-	-	49.9
12/06/19 3:00	-	40.7	-	40.7	-	-	40.7
12/06/19 4:00	-	45.7	-	45.7	-	-	45.7
12/06/19 5:00	-	47.2	-	47.2	-	-	47.2
12/06/19 6:00	-	46.7	-	46.7	-	-	46.7
	100	**68.2**	**68.0**	**54.0**	**68.6**	**72.1**	**58.6**

Location: DVOR NMT # 2

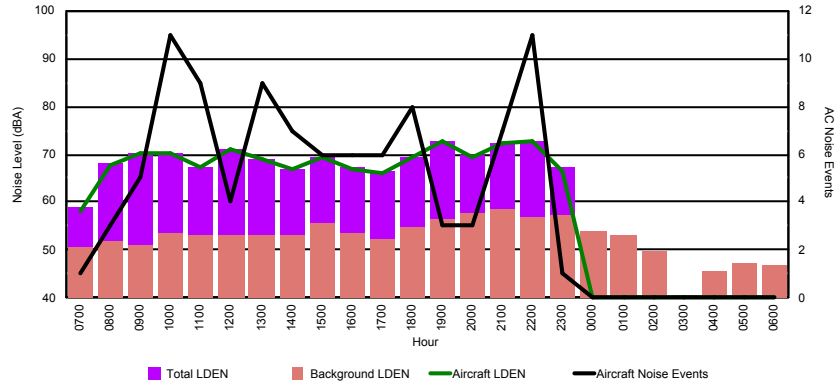

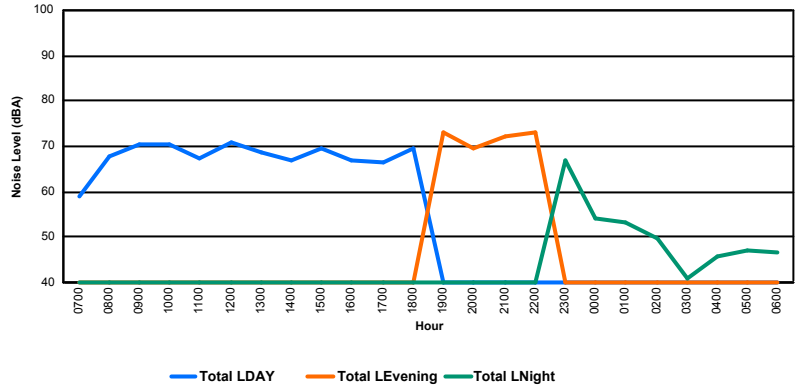

LE GOUVERNEMENT
DU GRAND-DUCHÉ DE LUXEMBOURG
Administration de la navigation aérienne

Luxembourg Airport

Noise Distribution by Hour

Between 11/06/2019 00:00:00 and 11/06/2019 23:59:59 (Local Time)

Day	Aircraft Events	Total LDEN dB (A)	Aircraft LDEN dB(A)	Background LDEN dB(A)	Total LDay dB(A)	Total LEvening dB(A)	Total LNight dB (A)
11/06/19 7:00	5	66.0	64.4	61.6	66.0	-	-
11/06/19 8:00	3	70.2	61.5	69.6	70.2	-	-
11/06/19 9:00	1	69.3	58.5	69.0	69.3	-	-
11/06/19 10:00	4	67.6	60.6	66.8	67.6	-	-
11/06/19 11:00	4	71.5	63.2	70.8	71.5	-	-
11/06/19 12:00	9	70.3	68.5	65.9	70.3	-	-
11/06/19 13:00	4	68.2	62.1	67.1	68.2	-	-
11/06/19 14:00	4	72.3	63.2	71.8	72.3	-	-
11/06/19 15:00	11	73.6	71.0	70.4	73.6	-	-
11/06/19 16:00	4	71.7	70.0	66.9	71.7	-	-
11/06/19 17:00	8	68.1	64.1	66.0	68.1	-	-
11/06/19 18:00	14	72.0	70.7	66.4	72.0	-	-
11/06/19 19:00	6	74.5	71.4	71.7	-	74.5	-
11/06/19 20:00	2	76.6	69.7	75.6	-	76.6	-
11/06/19 21:00	4	79.5	78.0	74.3	-	79.5	-
11/06/19 22:00	4	77.5	75.9	72.7	-	77.5	-
11/06/19 23:00	1	78.1	74.6	75.6	-	-	78.1
12/06/19 0:00	-	58.1	-	58.1	-	-	58.1
12/06/19 1:00	-	63.7	-	63.7	-	-	63.7
12/06/19 2:00	-	66.2	-	66.3	-	-	66.2
12/06/19 3:00	-	65.2	-	65.2	-	-	65.2
12/06/19 4:00	-	61.4	-	61.4	-	-	61.4
12/06/19 5:00	-	64.0	-	64.1	-	-	64.0
12/06/19 6:00	14	81.0	80.2	73.6	-	-	81.0
	102	**73.7**	**71.2**	**70.2**	**70.6**	**77.4**	**74.1**

Location: Mid Runway NMT # 3

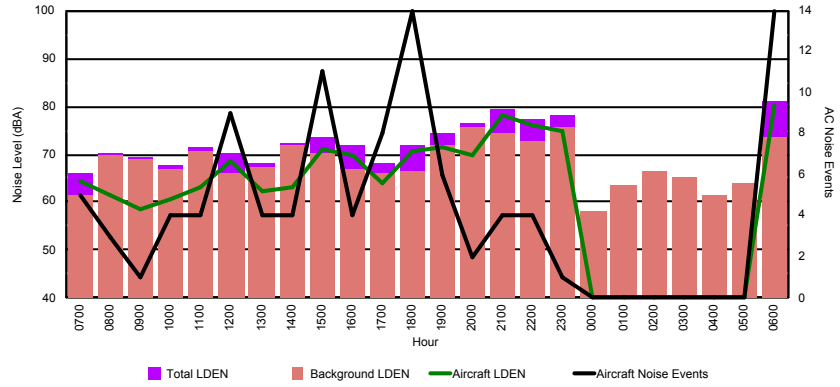

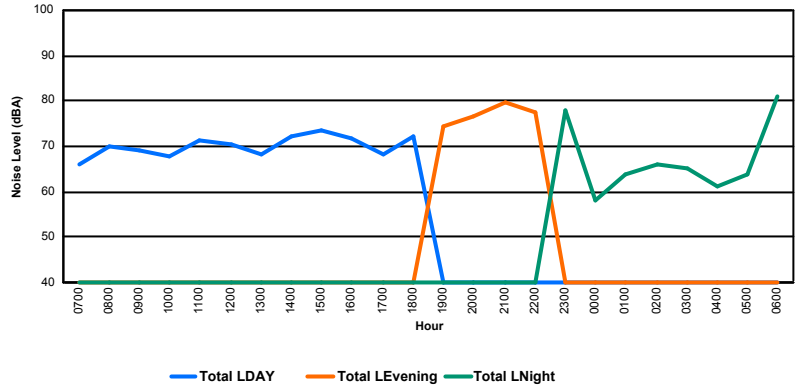

LE GOUVERNEMENT
DU GRAND-DUCHÉ DE LUXEMBOURG
Administration de la navigation aérienne

Luxembourg Airport

Noise Distribution by Hour

Between 11/06/2019 00:00:00 and 11/06/2019 23:59:59 (Local Time)

Day	Aircraft Events	Total LDEN dB (A)	Aircraft LDEN dB(A)	Background LDEN dB(A)	Total LDay dB(A)	Total LEvening dB(A)	Total LNight dB (A)
11/06/19 7:00	4	64.5	59.0	66.2	64.5	-	-
11/06/19 8:00	8	64.5	61.9	67.2	64.5	-	-
11/06/19 9:00	2	63.7	59.1	62.0	63.7	-	-
11/06/19 10:00	3	62.2	55.3	61.3	62.2	-	-
11/06/19 11:00	8	66.2	64.6	61.5	66.2	-	-
11/06/19 12:00	9	64.7	62.5	60.8	64.7	-	-
11/06/19 13:00	2	63.9	60.3	61.4	63.9	-	-
11/06/19 14:00	11	65.0	63.1	60.7	65.0	-	-
11/06/19 15:00	10	69.7	69.1	60.7	69.7	-	-
11/06/19 16:00	7	71.6	71.2	59.9	71.6	-	-
11/06/19 17:00	6	62.9	60.9	58.7	62.9	-	-
11/06/19 18:00	10	66.1	65.1	59.3	66.1	-	-
11/06/19 19:00	9	71.9	71.0	64.5	-	71.9	-
11/06/19 20:00	4	72.2	71.5	63.6	-	72.2	-
11/06/19 21:00	4	76.5	76.3	62.8	-	76.5	-
11/06/19 22:00	3	73.9	73.5	62.9	-	73.9	-
11/06/19 23:00	3	75.4	75.0	65.3	-	-	75.4
12/06/19 0:00	-	63.2	-	63.8	-	-	63.2
12/06/19 1:00	-	63.7	-	64.4	-	-	63.7
12/06/19 2:00	-	63.6	-	64.2	-	-	63.6
12/06/19 3:00	-	64.2	-	64.5	-	-	64.2
12/06/19 4:00	-	65.8	-	66.3	-	-	65.8
12/06/19 5:00	-	70.2	-	71.5	-	-	70.2
12/06/19 6:00	12	75.4	74.1	73.9	-	-	75.4
	115	**70.1**	**68.9**	**65.6**	**66.4**	**74.0**	**70.7**

Location: NDB-Hamm NMT # 4

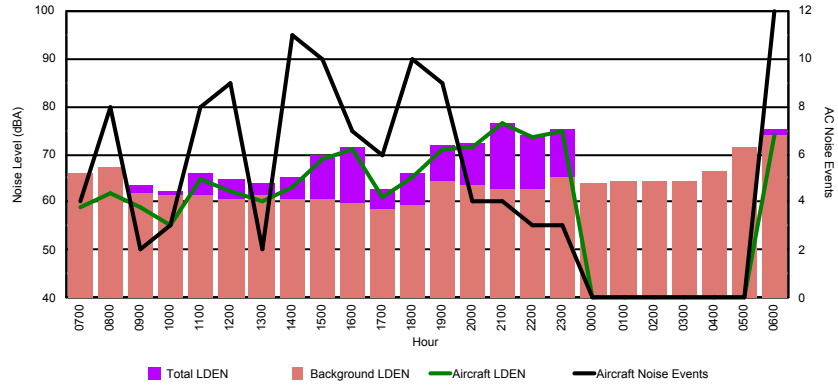

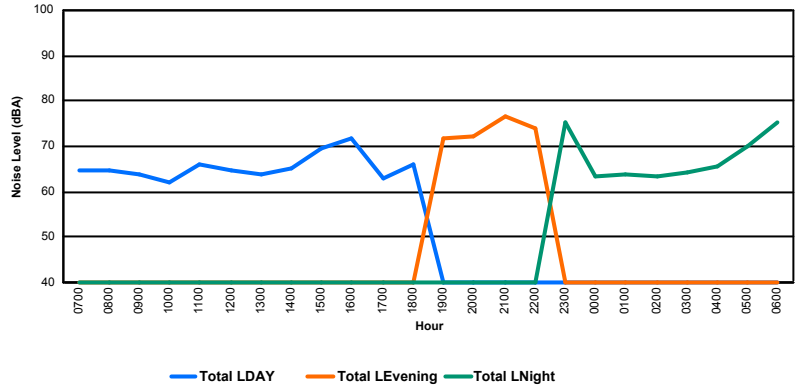

LE GOUVERNEMENT
DU GRAND-DUCHÉ DE LUXEMBOURG
Administration de la navigation aérienne

Luxembourg Airport

Noise Distribution by Hour

Between 12/06/2019 00:00:00 and 12/06/2019 23:59:59 (Local Time)

Day	Aircraft Events	Total LDEN dB (A)	Aircraft LDEN dB(A)	Background LDEN dB(A)	Total LDay dB(A)	Total LEvening dB(A)	Total LNight dB (A)
12/06/19 7:00	4	57.1	52.5	55.6	57.1	-	-
12/06/19 8:00	8	62.1	61.1	55.5	62.1	-	-
12/06/19 9:00	7	58.3	55.1	55.7	58.3	-	-
12/06/19 10:00	12	59.1	56.0	56.5	59.1	-	-
12/06/19 11:00	8	58.2	54.5	56.1	58.2	-	-
12/06/19 12:00	9	60.1	58.0	56.2	60.1	-	-
12/06/19 13:00	8	59.6	55.1	57.9	59.6	-	-
12/06/19 14:00	3	57.5	50.9	56.5	57.5	-	-
12/06/19 15:00	10	62.1	60.9	56.5	62.1	-	-
12/06/19 16:00	7	59.8	57.0	56.8	59.8	-	-
12/06/19 17:00	6	57.2	52.2	55.8	57.2	-	-
12/06/19 18:00	7	59.9	57.5	56.4	59.9	-	-
12/06/19 19:00	9	63.3	59.7	61.0	-	63.3	-
12/06/19 20:00	6	64.9	62.6	61.2	-	64.9	-
12/06/19 21:00	4	60.1	56.2	57.9	-	60.1	-
12/06/19 22:00	13	63.1	62.4	55.9	-	63.1	-
12/06/19 23:00	5	66.8	66.2	58.6	-	-	66.8
13/06/19 0:00	-	57.1	-	57.1	-	-	57.1
13/06/19 1:00	-	51.0	-	51.0	-	-	51.0
13/06/19 2:00	-	49.7	-	49.7	-	-	49.7
13/06/19 3:00	-	51.3	-	51.3	-	-	51.3
13/06/19 4:00	-	59.2	-	59.3	-	-	59.2
13/06/19 5:00	-	59.9	-	59.9	-	-	59.9
13/06/19 6:00	2	65.1	61.1	63.0	-	-	65.1
	128	**60.9**	**58.3**	**57.7**	**59.6**	**63.2**	**61.3**

Location: Roodt/Syr NMT # 1

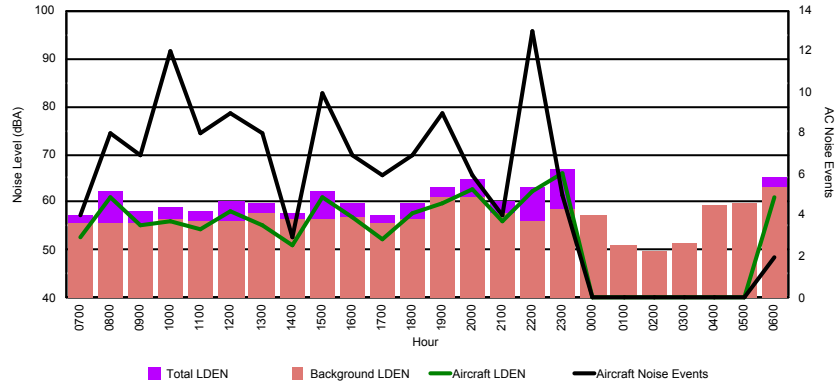

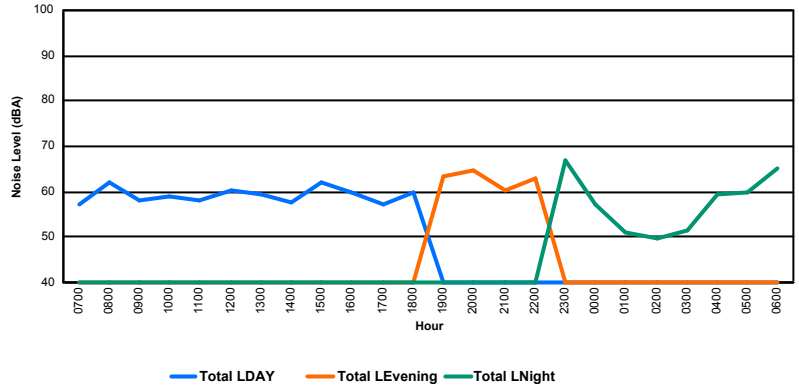

LE GOUVERNEMENT
DU GRAND-DUCHÉ DE LUXEMBOURG
Administration de la navigation aérienne

Luxembourg Airport

Noise Distribution by Hour

Between 12/06/2019 00:00:00 and 12/06/2019 23:59:59 (Local Time)

Day	Aircraft Events	Total LDEN dB (A)	Aircraft LDEN dB(A)	Background LDEN dB(A)	Total LDay dB(A)	Total LEvening dB(A)	Total LNight dB (A)
12/06/19 7:00	-	37.3	-	37.3	37.3	-	-
12/06/19 8:00	-	37.1	-	37.1	37.1	-	-
12/06/19 9:00	-	36.9	-	36.9	36.9	-	-
12/06/19 10:00	2	57.2	57.0	44.4	57.2	-	-
12/06/19 11:00	2	60.8	60.4	50.4	60.8	-	-
12/06/19 12:00	9	71.3	71.1	57.2	71.3	-	-
12/06/19 13:00	8	69.1	68.8	56.9	69.1	-	-
	21	**65.2**	**65.0**	**52.2**	**65.2**	**0.0**	**0.0**

Location: DVOR NMT # 2

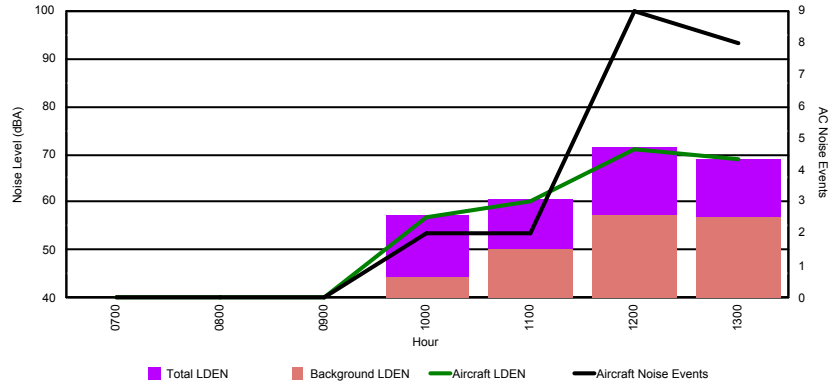

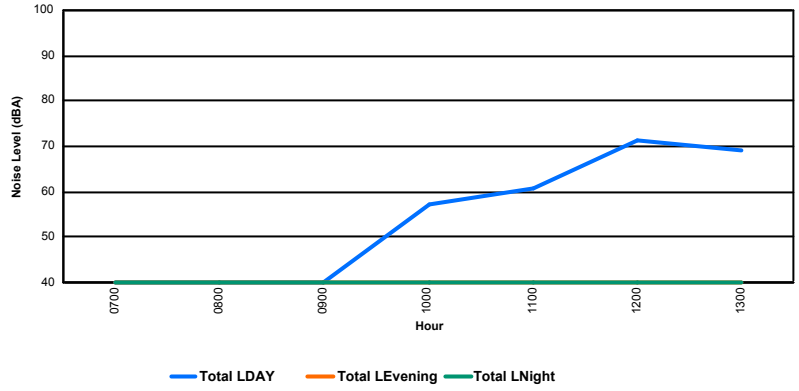

LE GOUVERNEMENT
DU GRAND-DUCHÉ DE LUXEMBOURG
Administration de la navigation aérienne

Luxembourg Airport

Noise Distribution by Hour

Between 12/06/2019 00:00:00 and 12/06/2019 23:59:59 (Local Time)

Day	Aircraft Events	Total LDEN dB (A)	Aircraft LDEN dB(A)	Background LDEN dB(A)	Total LDay dB(A)	Total LEvening dB(A)	Total LNight dB (A)
12/06/19 7:00	11	70.1	69.7	59.3	70.1	-	-
12/06/19 8:00	11	72.8	72.7	58.7	72.8	-	-
12/06/19 9:00	10	71.4	69.8	66.3	71.4	-	-
12/06/19 10:00	23	69.3	68.4	62.4	69.3	-	-
12/06/19 11:00	18	70.6	70.1	61.5	70.6	-	-
12/06/19 12:00	12	72.2	68.2	70.1	72.2	-	-
12/06/19 13:00	13	70.7	69.2	65.7	70.7	-	-
12/06/19 14:00	6	64.2	60.7	61.7	64.2	-	-
12/06/19 15:00	9	76.4	69.1	75.5	76.4	-	-
12/06/19 16:00	7	70.6	70.2	59.7	70.6	-	-
12/06/19 17:00	9	71.3	68.5	67.9	71.3	-	-
12/06/19 18:00	9	67.9	66.6	62.3	67.9	-	-
12/06/19 19:00	13	74.7	73.3	69.6	-	74.7	-
12/06/19 20:00	6	74.4	68.2	73.2	-	74.4	-
12/06/19 21:00	6	74.3	70.8	71.8	-	74.3	-
12/06/19 22:00	3	77.7	74.5	75.0	-	77.7	-
12/06/19 23:00	2	81.5	77.3	79.4	-	-	81.5
13/06/19 0:00	2	77.6	77.6	59.5	-	-	77.6
13/06/19 1:00	-	59.1	-	59.2	-	-	59.1
13/06/19 2:00	1	69.9	69.4	59.4	-	-	69.9
13/06/19 3:00	-	59.2	-	59.2	-	-	59.2
13/06/19 4:00	-	60.8	-	60.8	-	-	60.8
13/06/19 5:00	-	60.4	-	60.4	-	-	60.4
13/06/19 6:00	10	82.0	78.4	79.5	-	-	82.0
	181	**74.5**	**71.7**	**71.3**	**71.5**	**75.5**	**76.7**

Location: Mid Runway NMT # 3

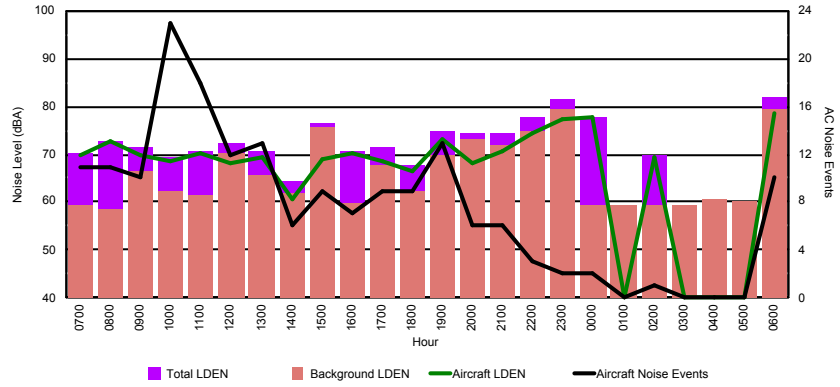

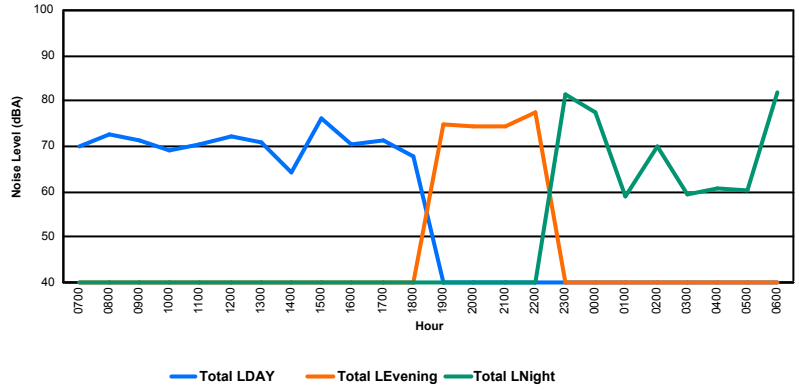

LE GOUVERNEMENT
DU GRAND-DUCHÉ DE LUXEMBOURG
Administration de la navigation aérienne

Luxembourg Airport

Noise Distribution by Hour

Between 12/06/2019 00:00:00 and 12/06/2019 23:59:59 (Local Time)

Day	Aircraft Events	Total LDEN dB (A)	Aircraft LDEN dB(A)	Background LDEN dB(A)	Total LDay dB(A)	Total LEvening dB(A)	Total LNight dB (A)
12/06/19 7:00	14	68.0	67.0	76.3	68.0	-	-
12/06/19 8:00	8	68.2	67.2	65.0	68.2	-	-
12/06/19 9:00	5	67.5	65.8	62.8	67.5	-	-
12/06/19 10:00	6	63.6	57.5	62.6	63.6	-	-
12/06/19 11:00	12	65.8	63.9	61.7	65.8	-	-
12/06/19 12:00	11	68.5	67.9	60.3	68.5	-	-
12/06/19 13:00	10	64.5	61.9	61.4	64.5	-	-
12/06/19 14:00	5	61.4	54.1	60.7	61.4	-	-
12/06/19 15:00	9	69.2	68.5	60.8	69.2	-	-
12/06/19 16:00	6	62.9	59.3	60.6	62.9	-	-
12/06/19 17:00	6	64.6	62.7	60.5	64.6	-	-
12/06/19 18:00	10	65.5	63.7	61.2	65.5	-	-
12/06/19 19:00	9	68.2	65.8	64.7	-	68.2	-
12/06/19 20:00	7	67.3	64.7	64.0	-	67.3	-
12/06/19 21:00	5	68.9	67.7	62.8	-	68.9	-
12/06/19 22:00	3	71.8	71.3	62.3	-	71.8	-
12/06/19 23:00	3	75.5	74.8	67.4	-	-	75.5
13/06/19 0:00	3	73.1	72.4	67.1	-	-	73.1
13/06/19 1:00	-	62.9	-	63.6	-	-	62.9
13/06/19 2:00	1	62.9	56.1	62.3	-	-	62.9
13/06/19 3:00	-	62.3	-	62.4	-	-	62.3
13/06/19 4:00	-	65.6	-	65.8	-	-	65.6
13/06/19 5:00	-	70.1	-	71.5	-	-	70.1
13/06/19 6:00	19	78.9	78.4	79.4	-	-	78.9
	152	**70.0**	**68.8**	**69.0**	**66.4**	**69.4**	**72.8**

Location: NDB-Hamm NMT # 4

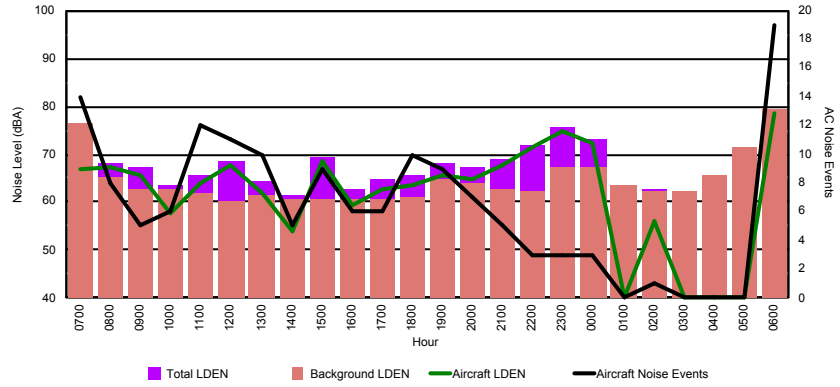

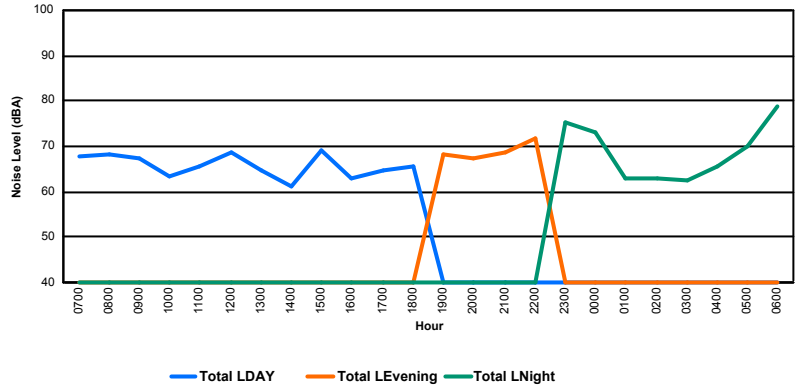

LE GOUVERNEMENT
DU GRAND-DUCHÉ DE LUXEMBOURG
Administration de la navigation aérienne

Luxembourg Airport

Noise Distribution by Hour

Between 13/06/2019 00:00:00 and 13/06/2019 23:59:59 (Local Time)

Day	Aircraft Events	Total LDEN dB (A)	Aircraft LDEN dB(A)	Background LDEN dB(A)	Total LDay dB(A)	Total LEvening dB(A)	Total LNight dB (A)
13/06/19 7:00	8	60.6	59.3	55.4	60.6	-	-
13/06/19 8:00	2	59.6	57.9	54.9	59.6	-	-
13/06/19 9:00	8	56.3	54.1	52.6	56.3	-	-
13/06/19 10:00	13	59.3	57.6	54.6	59.3	-	-
13/06/19 11:00	8	56.3	52.9	53.8	56.3	-	-
13/06/19 12:00	6	60.3	59.1	54.0	60.3	-	-
13/06/19 13:00	7	60.6	58.8	56.2	60.6	-	-
13/06/19 14:00	7	59.4	56.3	56.7	59.4	-	-
13/06/19 15:00	7	59.2	56.6	56.0	59.2	-	-
13/06/19 16:00	7	60.0	58.3	55.5	60.0	-	-
13/06/19 17:00	7	59.6	57.4	55.9	59.6	-	-
13/06/19 18:00	10	60.5	59.0	55.6	60.5	-	-
13/06/19 19:00	5	63.9	62.0	59.6	-	63.9	-
13/06/19 20:00	3	61.2	59.8	55.9	-	61.2	-
13/06/19 21:00	4	60.8	59.1	56.1	-	60.8	-
13/06/19 22:00	4	65.3	64.9	54.3	-	65.3	-
13/06/19 23:00	3	69.9	69.7	55.2	-	-	69.9
14/06/19 0:00	1	56.1	54.4	51.4	-	-	56.1
14/06/19 1:00	-	48.3	-	48.3	-	-	48.3
14/06/19 2:00	-	47.7	-	47.7	-	-	47.7
14/06/19 3:00	-	48.7	-	48.7	-	-	48.7
14/06/19 4:00	-	60.3	-	60.4	-	-	60.3
14/06/19 5:00	-	55.4	-	55.4	-	-	55.4
14/06/19 6:00	7	69.6	68.8	62.3	-	-	69.6
	117	**62.2**	**61.1**	**56.1**	**59.5**	**63.2**	**64.2**

Location: Roodt/Syr NMT # 1

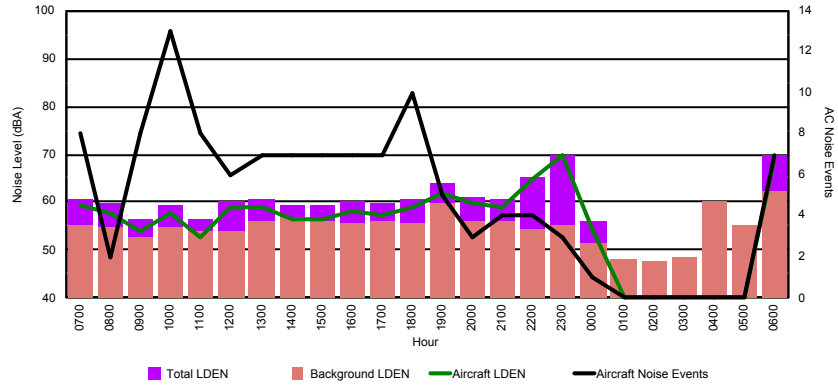

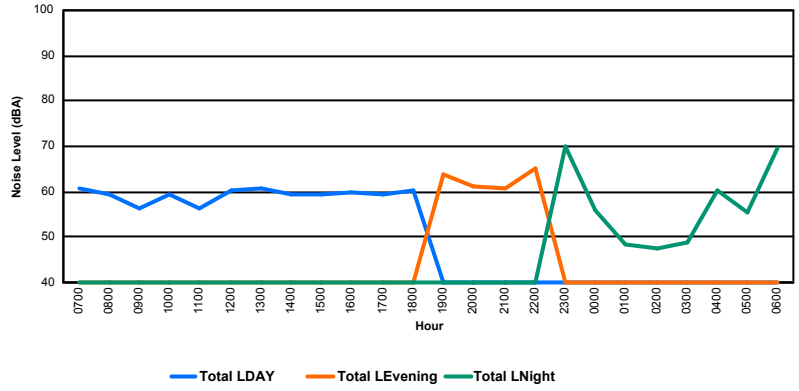

LE GOUVERNEMENT
DU GRAND-DUCHÉ DE LUXEMBOURG
Administration de la navigation aérienne

Luxembourg Airport
Noise Distribution by Hour

Between 13/06/2019 00:00:00 and 13/06/2019 23:59:59 (Local Time)

Day	Aircraft Events	Total LDEN dB (A)	Aircraft LDEN dB(A)	Background LDEN dB(A)	Total LDay dB(A)	Total LEvening dB(A)	Total LNight dB (A)
13/06/19 7:00	4	66.9	63.4	64.4	66.9	-	-
13/06/19 8:00	6	69.5	61.3	68.8	69.5	-	-
13/06/19 9:00	2	70.1	60.6	69.6	70.1	-	-
13/06/19 10:00	7	71.5	66.9	69.7	71.5	-	-
13/06/19 11:00	9	70.7	69.9	63.5	70.7	-	-
13/06/19 12:00	8	71.2	70.7	61.6	71.2	-	-
13/06/19 13:00	5	68.3	66.3	64.1	68.3	-	-
13/06/19 14:00	7	69.5	68.1	64.1	69.5	-	-
13/06/19 15:00	9	69.1	66.9	65.3	69.1	-	-
13/06/19 16:00	5	75.4	67.4	74.6	75.4	-	-
13/06/19 17:00	13	72.0	69.9	68.1	72.0	-	-
13/06/19 18:00	11	77.3	76.7	68.3	77.3	-	-
13/06/19 19:00	10	78.8	77.7	72.3	-	78.8	-
13/06/19 20:00	2	71.1	68.1	68.3	-	71.1	-
13/06/19 21:00	6	74.8	74.1	67.2	-	74.8	-
13/06/19 22:00	4	76.4	75.1	70.5	-	76.4	-
13/06/19 23:00	3	83.6	83.4	70.4	-	-	83.6
14/06/19 0:00	1	72.9	72.5	61.8	-	-	72.9
14/06/19 1:00	-	58.4	-	58.4	-	-	58.4
14/06/19 2:00	-	58.4	-	58.5	-	-	58.4
14/06/19 3:00	-	55.9	-	55.9	-	-	55.9
14/06/19 4:00	-	58.3	-	58.3	-	-	58.3
14/06/19 5:00	-	60.3	-	60.3	-	-	60.3
14/06/19 6:00	14	80.5	80.2	68.7	-	-	80.5
	126	**74.8**	**73.8**	**67.9**	**72.0**	**76.1**	**76.6**

Location: Mid Runway NMT # 3

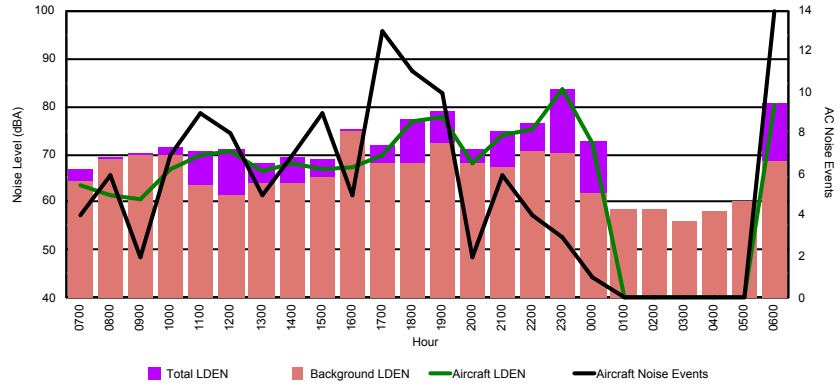

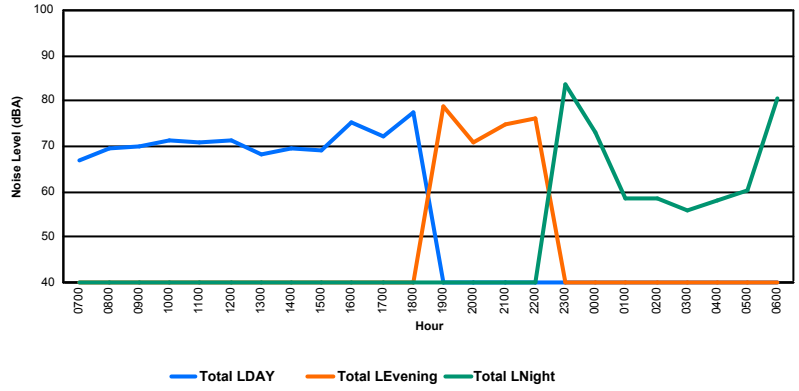

LE GOUVERNEMENT
DU GRAND-DUCHÉ DE LUXEMBOURG
Administration de la navigation aérienne

Luxembourg Airport

Noise Distribution by Hour

Between 13/06/2019 00:00:00 and 13/06/2019 23:59:59 (Local Time)

Day	Aircraft Events	Total LDEN dB (A)	Aircraft LDEN dB(A)	Background LDEN dB(A)	Total LDay dB(A)	Total LEvening dB(A)	Total LNight dB (A)
13/06/19 7:00	5	61.6	56.8	61.4	61.6	-	-
13/06/19 8:00	8	63.2	61.8	58.9	63.2	-	-
13/06/19 9:00	2	63.1	60.0	60.2	63.1	-	-
13/06/19 10:00	7	70.1	69.5	61.4	70.1	-	-
13/06/19 11:00	9	68.5	67.7	60.7	68.5	-	-
13/06/19 12:00	7	67.3	66.3	61.1	67.3	-	-
13/06/19 13:00	7	65.0	62.2	62.0	65.0	-	-
13/06/19 14:00	9	64.9	62.4	61.6	64.9	-	-
13/06/19 15:00	9	64.2	61.4	61.4	64.2	-	-
13/06/19 16:00	7	66.1	64.6	60.8	66.1	-	-
13/06/19 17:00	12	67.6	66.6	61.4	67.6	-	-
13/06/19 18:00	8	66.6	65.7	59.8	66.6	-	-
13/06/19 19:00	11	75.6	75.2	65.8	-	75.6	-
13/06/19 20:00	7	72.8	72.0	65.4	-	72.8	-
13/06/19 21:00	5	71.9	70.8	65.2	-	71.9	-
13/06/19 22:00	13	72.1	71.3	65.4	-	72.1	-
13/06/19 23:00	3	71.8	69.3	68.5	-	-	71.8
14/06/19 0:00	2	68.8	65.5	67.5	-	-	68.8
14/06/19 1:00	1	67.2	63.4	65.7	-	-	67.2
14/06/19 2:00	-	63.9	-	64.5	-	-	63.9
14/06/19 3:00	-	66.8	-	67.4	-	-	66.8
14/06/19 4:00	-	69.1	-	70.2	-	-	69.1
14/06/19 5:00	-	72.4	-	74.5	-	-	72.4
14/06/19 6:00	2	73.9	63.0	76.6	-	-	73.9
	134	**69.7**	**67.3**	**67.6**	**66.3**	**73.4**	**70.3**

Location: NDB-Hamm NMT # 4

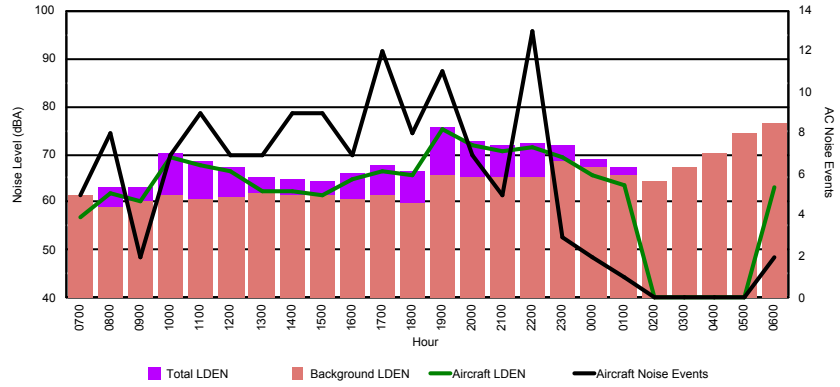

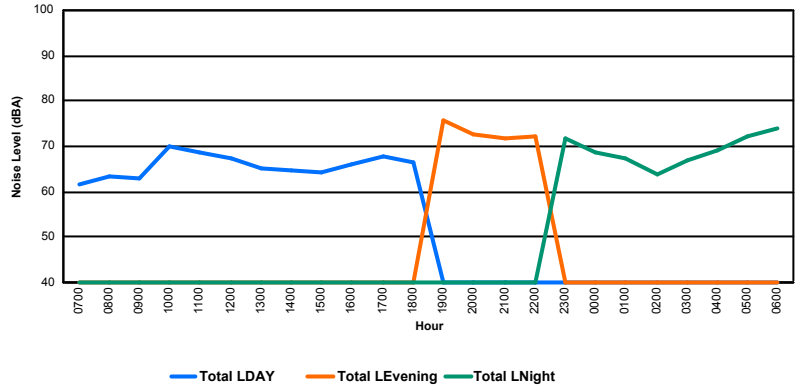

LE GOUVERNEMENT
DU GRAND-DUCHÉ DE LUXEMBOURG
Administration de la navigation aérienne

Luxembourg Airport

Noise Distribution by Hour

Between 14/06/2019 00:00:00 and 14/06/2019 23:59:59 (Local Time)

Day	Aircraft Events	Total LDEN dB (A)	Aircraft LDEN dB(A)	Background LDEN dB(A)	Total LDay dB(A)	Total LEvening dB(A)	Total LNight dB (A)
14/06/19 7:00	5	57.2	56.1	51.0	57.2	-	-
14/06/19 8:00	5	58.6	57.9	50.1	58.6	-	-
14/06/19 9:00	10	59.3	58.6	51.4	59.3	-	-
14/06/19 10:00	12	57.6	56.3	52.3	57.6	-	-
14/06/19 11:00	4	59.7	51.8	59.1	59.7	-	-
14/06/19 12:00	8	58.7	55.7	56.0	58.7	-	-
14/06/19 13:00	6	59.1	52.9	58.0	59.1	-	-
14/06/19 14:00	5	59.3	57.0	55.7	59.3	-	-
14/06/19 15:00	7	59.0	56.4	55.7	59.0	-	-
14/06/19 16:00	7	58.2	54.6	55.9	58.2	-	-
14/06/19 17:00	10	60.1	58.3	55.8	60.1	-	-
14/06/19 18:00	10	58.6	54.9	56.4	58.6	-	-
14/06/19 19:00	5	65.6	63.4	62.0	-	65.6	-
14/06/19 20:00	1	65.3	43.4	65.4	-	65.3	-
14/06/19 21:00	-	56.0	-	56.0	-	56.0	-
14/06/19 22:00	6	59.5	57.2	55.8	-	59.5	-
14/06/19 23:00	5	64.2	62.0	60.2	-	-	64.2
15/06/19 0:00	-	55.4	-	55.4	-	-	55.4
15/06/19 1:00	-	53.8	-	53.8	-	-	53.8
15/06/19 2:00	-	54.9	-	54.9	-	-	54.9
15/06/19 3:00	-	54.5	-	54.5	-	-	54.5
15/06/19 4:00	-	60.3	-	60.3	-	-	60.3
15/06/19 5:00	1	66.6	65.8	58.7	-	-	66.6
15/06/19 6:00	-	65.2	-	65.3	-	-	65.2
	107	**61.0**	**57.4**	**58.6**	**58.9**	**63.2**	**62.0**

Location: Roodt/Syr NMT # 1

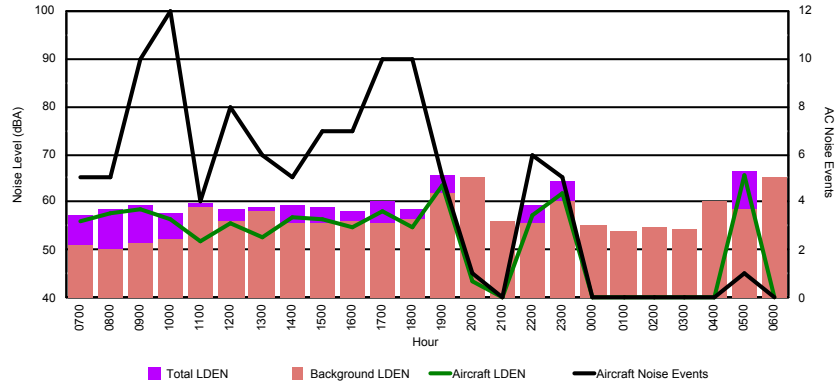

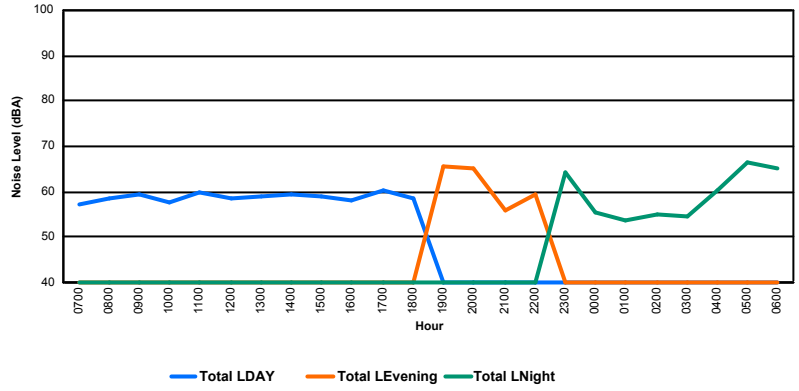

LE GOUVERNEMENT
DU GRAND-DUCHÉ DE LUXEMBOURG
Administration de la navigation aérienne

Luxembourg Airport

Noise Distribution by Hour

Between 14/06/2019 00:00:00 and 14/06/2019 23:59:59 (Local Time)

Day	Aircraft Events	Total LDEN dB (A)	Aircraft LDEN dB(A)	Background LDEN dB(A)	Total LDay dB(A)	Total LEvening dB(A)	Total LNight dB (A)
14/06/19 7:00	7	68.0	67.1	61.3	68.0	-	-
14/06/19 8:00	7	71.0	60.7	70.7	71.0	-	-
14/06/19 9:00	1	70.1	57.0	69.9	70.1	-	-
14/06/19 10:00	11	68.8	66.2	65.5	68.8	-	-
14/06/19 11:00	10	75.2	69.0	74.1	75.2	-	-
14/06/19 12:00	6	68.4	64.5	66.2	68.4	-	-
14/06/19 13:00	6	72.9	68.6	70.9	72.9	-	-
14/06/19 14:00	10	72.5	69.6	69.3	72.5	-	-
14/06/19 15:00	6	71.1	64.2	70.1	71.1	-	-
14/06/19 16:00	8	67.7	64.7	64.8	67.7	-	-
14/06/19 17:00	4	68.0	60.9	67.0	68.0	-	-
14/06/19 18:00	14	72.4	70.6	67.9	72.4	-	-
14/06/19 19:00	6	76.8	75.9	69.8	-	76.8	-
14/06/19 20:00	4	73.3	71.3	69.0	-	73.3	-
14/06/19 21:00	1	69.0	68.1	61.9	-	69.0	-
14/06/19 22:00	7	79.3	76.9	75.8	-	79.3	-
14/06/19 23:00	4	83.5	83.1	72.6	-	-	83.5
15/06/19 0:00	-	57.4	-	57.5	-	-	57.4
15/06/19 1:00	-	55.5	-	55.5	-	-	55.5
15/06/19 2:00	-	55.4	-	55.5	-	-	55.4
15/06/19 3:00	-	56.6	-	56.6	-	-	56.6
15/06/19 4:00	-	61.8	-	61.8	-	-	61.8
15/06/19 5:00	-	66.5	-	66.5	-	-	66.5
15/06/19 6:00	10	83.2	81.5	78.4	-	-	83.2
	122	**75.0**	**73.3**	**70.2**	**71.2**	**76.1**	**77.4**

Location: Mid Runway NMT # 3

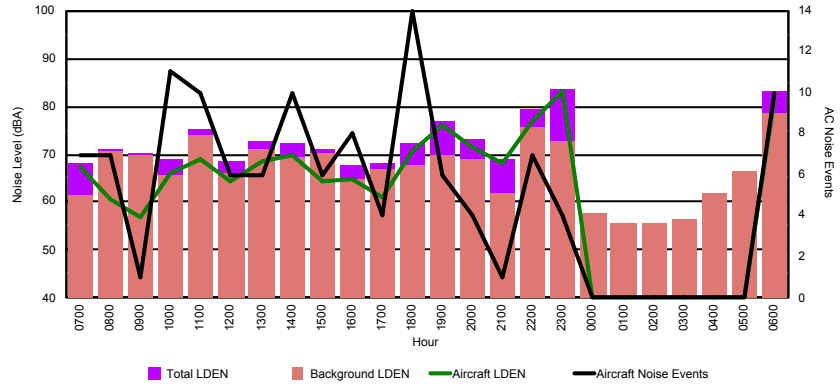

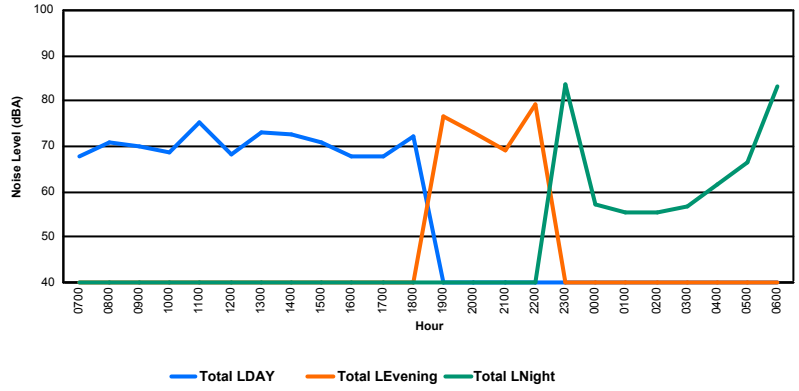

LE GOUVERNEMENT
DU GRAND-DUCHÉ DE LUXEMBOURG
Administration de la navigation aérienne

Luxembourg Airport

Noise Distribution by Hour

Between 14/06/2019 00:00:00 and 14/06/2019 23:59:59 (Local Time)

Day	Aircraft Events	Total LDEN dB (A)	Aircraft LDEN dB(A)	Background LDEN dB(A)	Total LDay dB(A)	Total LEvening dB(A)	Total LNight dB (A)
14/06/19 7:00	6	64.1	58.7	66.7	64.1	-	-
14/06/19 8:00	6	62.8	58.1	64.2	62.8	-	-
14/06/19 9:00	3	62.5	57.6	61.1	62.5	-	-
14/06/19 10:00	7	63.0	59.3	60.8	63.0	-	-
14/06/19 11:00	16	71.8	71.4	61.6	71.8	-	-
14/06/19 12:00	9	64.5	61.7	61.6	64.5	-	-
14/06/19 13:00	10	70.8	70.3	61.7	70.8	-	-
14/06/19 14:00	12	68.9	68.1	61.9	68.9	-	-
14/06/19 15:00	11	64.6	62.7	60.5	64.6	-	-
14/06/19 16:00	7	63.9	60.9	61.2	63.9	-	-
14/06/19 17:00	4	64.6	61.7	61.6	64.6	-	-
14/06/19 18:00	12	68.0	67.0	61.4	68.0	-	-
14/06/19 19:00	8	70.9	69.4	65.7	-	70.9	-
14/06/19 20:00	3	71.5	70.4	65.0	-	71.5	-
14/06/19 21:00	7	70.1	68.7	64.6	-	70.1	-
14/06/19 22:00	8	75.6	75.2	64.5	-	75.6	-
14/06/19 23:00	4	84.3	84.2	68.3	-	-	84.3
15/06/19 0:00	-	67.3	-	68.4	-	-	67.3
15/06/19 1:00	-	65.8	-	66.9	-	-	65.8
15/06/19 2:00	-	64.0	-	64.7	-	-	64.0
15/06/19 3:00	-	63.2	-	63.3	-	-	63.2
15/06/19 4:00	-	66.3	-	66.8	-	-	66.3
15/06/19 5:00	-	66.6	-	67.2	-	-	66.6
15/06/19 6:00	14	80.5	80.3	68.2	-	-	80.5
	147	**73.5**	**73.0**	**64.9**	**67.0**	**72.6**	**77.0**

Location: NDB-Hamm NMT # 4

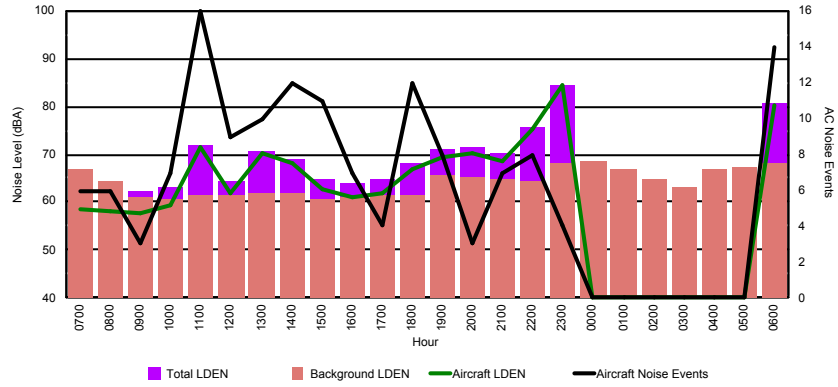

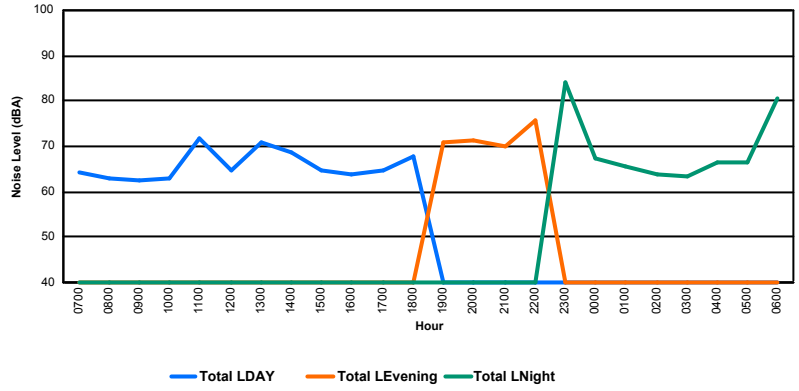

LE GOUVERNEMENT
DU GRAND-DUCHÉ DE LUXEMBOURG
Administration de la navigation aérienne

Luxembourg Airport

Noise Distribution by Hour

Between 15/06/2019 00:00:00 and 15/06/2019 23:59:59 (Local Time)

Day	Aircraft Events	Total LDEN dB (A)	Aircraft LDEN dB(A)	Background LDEN dB(A)	Total LDay dB(A)	Total LEvening dB(A)	Total LNight dB (A)
15/06/19 7:00	3	59.3	56.9	55.7	59.3	-	-
15/06/19 8:00	1	58.6	55.5	55.8	58.6	-	-
15/06/19 9:00	5	57.1	52.0	55.7	57.1	-	-
15/06/19 10:00	9	60.1	58.0	56.2	60.1	-	-
15/06/19 11:00	6	58.5	53.4	56.7	58.5	-	-
15/06/19 12:00	6	61.6	60.5	56.0	61.6	-	-
15/06/19 13:00	5	60.0	57.6	56.5	60.0	-	-
15/06/19 14:00	7	60.3	58.4	56.0	60.3	-	-
15/06/19 15:00	2	56.6	50.5	55.5	56.6	-	-
15/06/19 16:00	5	62.7	60.9	58.2	62.7	-	-
15/06/19 17:00	8	60.0	57.9	56.0	60.0	-	-
15/06/19 18:00	7	60.1	58.0	56.1	60.1	-	-
15/06/19 19:00	2	62.3	57.3	60.7	-	62.3	-
15/06/19 20:00	5	60.9	54.7	59.8	-	60.9	-
15/06/19 21:00	4	59.9	56.3	57.5	-	59.9	-
15/06/19 22:00	9	61.7	60.7	55.2	-	61.7	-
15/06/19 23:00	2	63.2	61.2	58.9	-	-	63.2
16/06/19 0:00	-	54.2	-	54.2	-	-	54.2
16/06/19 1:00	-	53.9	-	54.0	-	-	53.9
16/06/19 2:00	-	52.9	-	52.9	-	-	52.9
16/06/19 3:00	1	56.0	52.4	53.6	-	-	56.0
16/06/19 4:00	-	53.1	-	53.1	-	-	53.1
16/06/19 5:00	-	59.2	-	59.2	-	-	59.2
16/06/19 6:00	1	66.6	64.3	63.4	-	-	66.6
	88	**60.3**	**57.5**	**57.3**	**59.9**	**61.3**	**60.4**

Location: Roodt/Syr NMT # 1

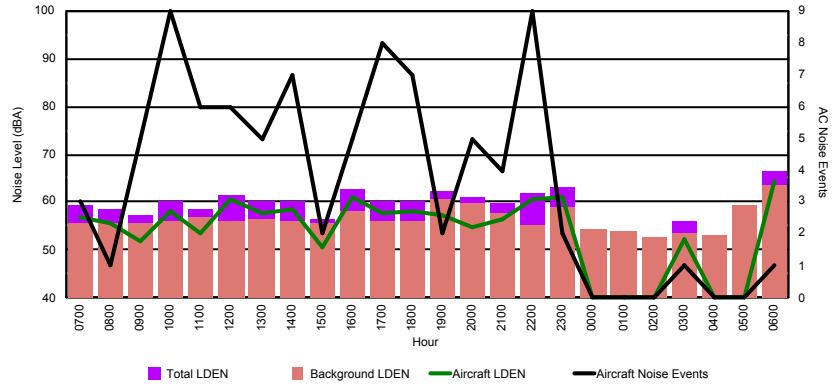

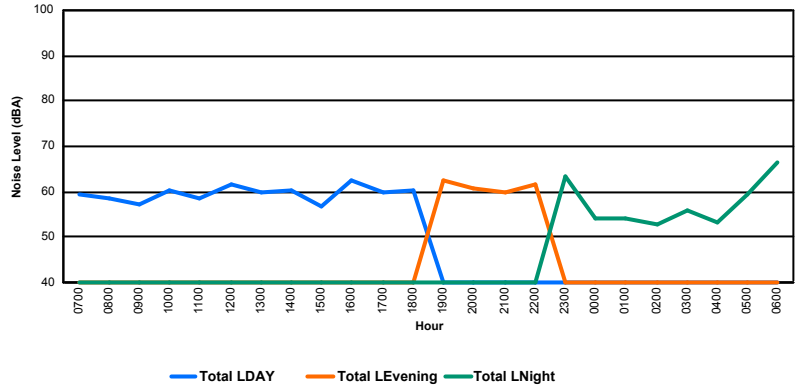

LE GOUVERNEMENT
DU GRAND-DUCHÉ DE LUXEMBOURG
Administration de la navigation aérienne

Luxembourg Airport

Noise Distribution by Hour

Between 15/06/2019 00:00:00 and 15/06/2019 23:59:59 (Local Time)

Day	Aircraft Events	Total LDEN dB (A)	Aircraft LDEN dB(A)	Background LDEN dB(A)	Total LDay dB(A)	Total LEvening dB(A)	Total LNight dB (A)
15/06/19 7:00	-	63.7	-	63.8	63.7	-	-
15/06/19 8:00	1	75.0	41.4	75.1	75.0	-	-
15/06/19 9:00	1	63.8	62.3	58.5	63.8	-	-
15/06/19 10:00	2	70.7	65.4	69.2	70.7	-	-
15/06/19 11:00	14	70.8	69.9	63.5	70.8	-	-
15/06/19 12:00	5	69.7	63.1	68.7	69.7	-	-
15/06/19 13:00	9	72.0	71.2	64.6	72.0	-	-
15/06/19 14:00	4	68.8	66.4	65.0	68.8	-	-
15/06/19 15:00	9	71.4	66.4	69.8	71.4	-	-
15/06/19 16:00	5	66.8	65.3	61.5	66.8	-	-
15/06/19 17:00	5	71.7	69.5	67.6	71.7	-	-
15/06/19 18:00	3	75.5	62.0	75.4	75.5	-	-
15/06/19 19:00	4	76.0	75.4	67.1	-	76.0	-
15/06/19 20:00	3	66.5	61.1	65.0	-	66.5	-
15/06/19 21:00	6	74.9	74.3	66.6	-	74.9	-
15/06/19 22:00	-	76.0	-	76.0	-	76.0	-
15/06/19 23:00	2	79.9	76.9	76.8	-	-	79.9
16/06/19 0:00	-	59.1	-	59.2	-	-	59.1
16/06/19 1:00	-	55.7	-	55.7	-	-	55.7
16/06/19 2:00	-	55.5	-	55.5	-	-	55.5
16/06/19 3:00	-	57.5	-	57.6	-	-	57.5
16/06/19 4:00	-	69.5	-	69.5	-	-	69.5
16/06/19 5:00	-	62.1	-	62.2	-	-	62.1
16/06/19 6:00	9	80.5	79.4	74.5	-	-	80.5
	82	**73.2**	**70.2**	**70.2**	**71.3**	**74.6**	**74.4**

Location: Mid Runway NMT # 3

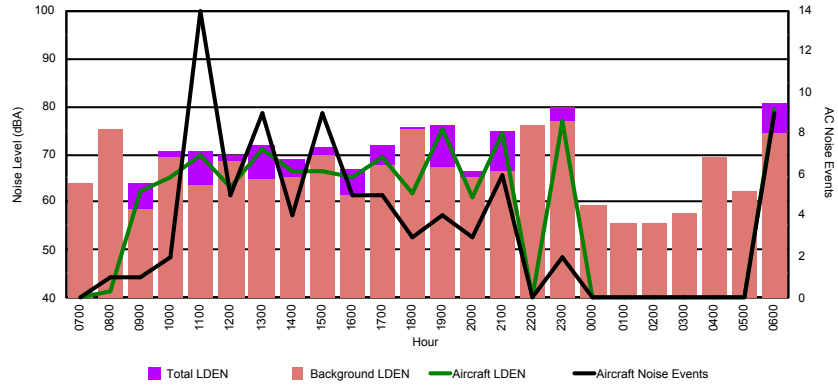

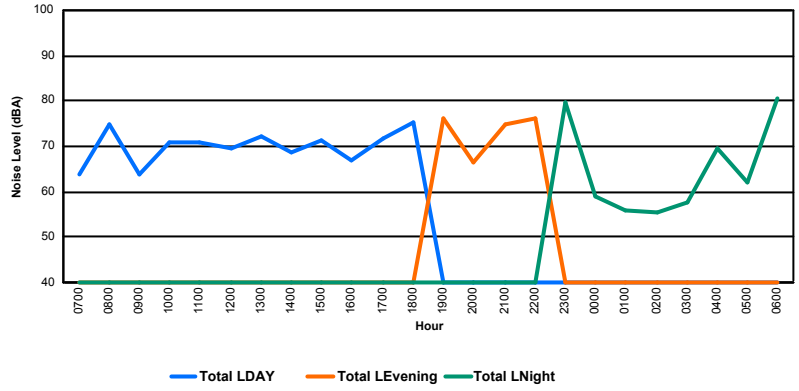

LE GOUVERNEMENT
DU GRAND-DUCHÉ DE LUXEMBOURG
Administration de la navigation aérienne

Luxembourg Airport

Noise Distribution by Hour

Between 15/06/2019 00:00:00 and 15/06/2019 23:59:59 (Local Time)

Day	Aircraft Events	Total LDEN dB (A)	Aircraft LDEN dB(A)	Background LDEN dB(A)	Total LDay dB(A)	Total LEvening dB(A)	Total LNight dB (A)
15/06/19 7:00	1	58.4	48.2	59.2	58.4	-	-
15/06/19 8:00	6	65.2	64.3	59.3	65.2	-	-
15/06/19 9:00	1	59.9	54.5	58.5	59.9	-	-
15/06/19 10:00	3	62.7	60.8	58.1	62.7	-	-
15/06/19 11:00	12	68.8	68.5	57.7	68.8	-	-
15/06/19 12:00	5	59.7	56.4	57.1	59.7	-	-
15/06/19 13:00	8	67.8	67.5	57.0	67.8	-	-
15/06/19 14:00	4	61.9	60.3	56.9	61.9	-	-
15/06/19 15:00	10	68.9	68.7	55.2	68.9	-	-
15/06/19 16:00	3	60.7	59.5	54.5	60.7	-	-
15/06/19 17:00	5	69.2	68.9	56.6	69.2	-	-
15/06/19 18:00	5	66.8	66.3	56.7	66.8	-	-
15/06/19 19:00	6	73.5	73.2	61.8	-	73.5	-
15/06/19 20:00	-	60.3	-	60.3	-	60.3	-
15/06/19 21:00	6	71.0	70.6	60.7	-	71.0	-
15/06/19 22:00	2	72.9	72.6	60.8	-	72.9	-
15/06/19 23:00	2	78.5	78.2	65.9	-	-	78.5
16/06/19 0:00	-	64.1	-	65.2	-	-	64.1
16/06/19 1:00	-	62.5	-	62.9	-	-	62.5
16/06/19 2:00	-	61.6	-	62.0	-	-	61.6
16/06/19 3:00	-	61.7	-	61.8	-	-	61.7
16/06/19 4:00	1	62.8	57.4	61.4	-	-	62.8
16/06/19 5:00	-	63.9	-	64.0	-	-	63.9
16/06/19 6:00	11	75.3	74.9	64.7	-	-	75.3
	91	**69.6**	**68.9**	**61.1**	**65.7**	**71.4**	**71.6**

Location: NDB-Hamm NMT # 4

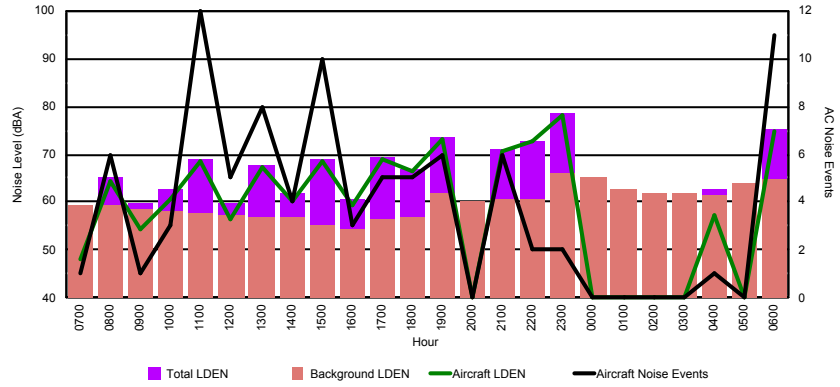

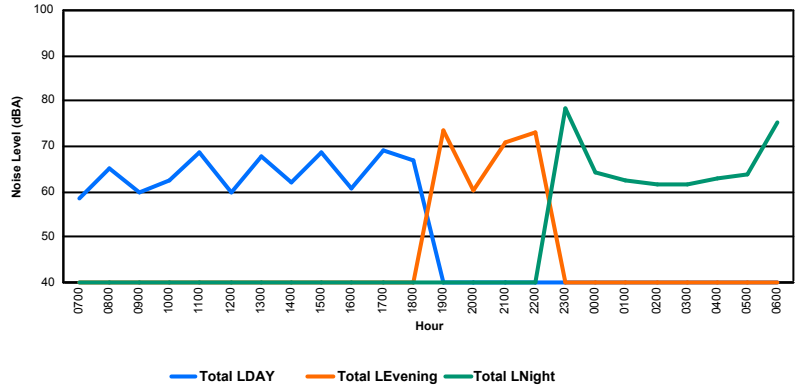

LE GOUVERNEMENT
DU GRAND-DUCHÉ DE LUXEMBOURG
Administration de la navigation aérienne

Luxembourg Airport

Noise Distribution by Hour

Between 16/06/2019 00:00:00 and 16/06/2019 23:59:59 (Local Time)

Day	Aircraft Events	Total LDEN dB (A)	Aircraft LDEN dB(A)	Background LDEN dB(A)	Total LDay dB(A)	Total LEvening dB(A)	Total LNight dB (A)
16/06/19 7:00	3	59.8	58.0	55.2	59.8	-	-
16/06/19 8:00	1	56.3	48.5	55.7	56.3	-	-
16/06/19 9:00	5	58.0	54.4	55.7	58.0	-	-
16/06/19 10:00	3	59.5	56.4	56.7	59.5	-	-
16/06/19 11:00	10	62.4	61.4	55.7	62.4	-	-
16/06/19 12:00	5	58.9	56.3	55.5	58.9	-	-
16/06/19 13:00	5	58.9	56.5	55.2	58.9	-	-
16/06/19 14:00	3	58.6	56.4	54.7	58.6	-	-
16/06/19 15:00	9	60.8	59.3	55.6	60.8	-	-
16/06/19 16:00	4	56.8	52.7	54.7	56.8	-	-
16/06/19 17:00	11	60.8	59.4	55.7	60.8	-	-
16/06/19 18:00	13	60.5	58.6	56.3	60.5	-	-
16/06/19 19:00	5	64.2	62.8	58.8	-	64.2	-
16/06/19 20:00	8	61.9	60.7	56.2	-	61.9	-
16/06/19 21:00	2	54.1	48.6	52.7	-	54.1	-
16/06/19 22:00	9	63.1	62.7	53.6	-	63.1	-
16/06/19 23:00	11	68.2	67.8	58.3	-	-	68.2
17/06/19 0:00	-	53.0	-	53.0	-	-	53.0
17/06/19 1:00	2	65.0	64.8	50.0	-	-	65.0
17/06/19 2:00	1	64.4	64.2	50.2	-	-	64.4
17/06/19 3:00	-	46.9	-	46.9	-	-	46.9
17/06/19 4:00	-	52.2	-	52.2	-	-	52.2
17/06/19 5:00	-	55.4	-	55.4	-	-	55.4
17/06/19 6:00	7	69.6	68.9	62.3	-	-	69.6
	117	**62.2**	**61.1**	**55.9**	**59.6**	**62.1**	**64.5**

Location: Roodt/Syr NMT # 1

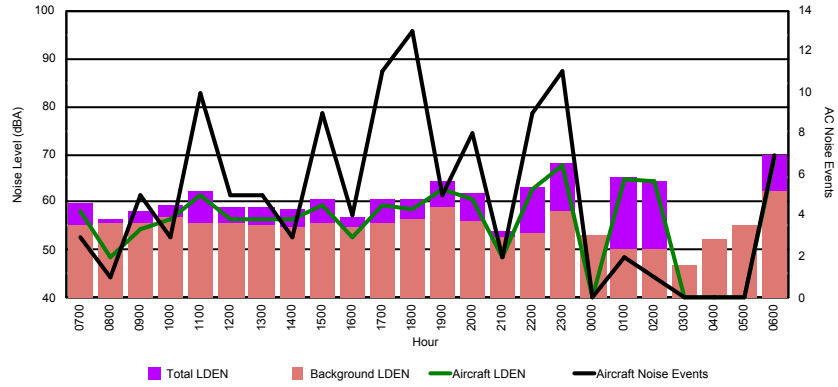

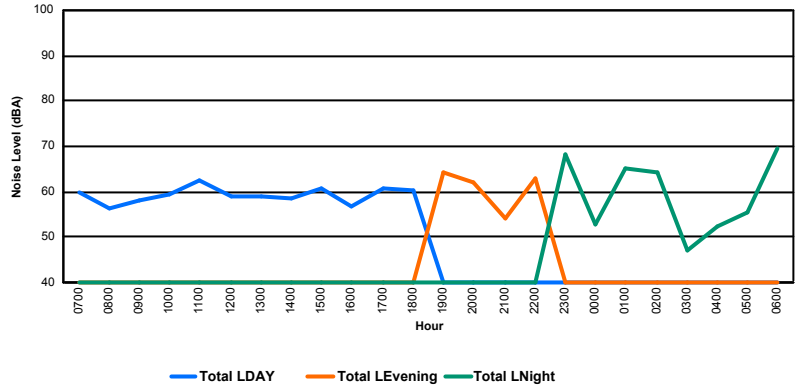

LE GOUVERNEMENT
DU GRAND-DUCHÉ DE LUXEMBOURG
Administration de la navigation aérienne

Luxembourg Airport

Noise Distribution by Hour

Between 16/06/2019 00:00:00 and 16/06/2019 23:59:59 (Local Time)

Day	Aircraft Events	Total LDEN dB (A)	Aircraft LDEN dB(A)	Background LDEN dB(A)	Total LDay dB(A)	Total LEvening dB(A)	Total LNight dB (A)
16/06/19 7:00	2	66.3	57.3	65.7	66.3	-	-
16/06/19 8:00	4	64.1	63.6	54.9	64.1	-	-
16/06/19 9:00	2	69.5	68.2	63.6	69.5	-	-
16/06/19 10:00	5	70.8	67.3	68.3	70.8	-	-
16/06/19 11:00	3	66.3	58.2	65.6	66.3	-	-
16/06/19 12:00	6	68.8	65.6	66.1	68.8	-	-
16/06/19 13:00	7	65.5	62.9	62.2	65.5	-	-
16/06/19 14:00	3	75.5	61.0	75.4	75.5	-	-
16/06/19 15:00	7	73.2	71.8	67.7	73.2	-	-
16/06/19 16:00	6	70.7	67.3	68.2	70.7	-	-
16/06/19 17:00	5	69.6	65.1	67.8	69.6	-	-
16/06/19 18:00	11	75.2	69.1	74.0	75.2	-	-
16/06/19 19:00	6	83.4	71.9	83.0	-	83.4	-
16/06/19 20:00	6	79.7	71.6	78.9	-	79.7	-
16/06/19 21:00	4	76.7	73.3	74.1	-	76.7	-
16/06/19 22:00	4	78.5	72.8	77.1	-	78.5	-
16/06/19 23:00	1	80.9	55.2	81.0	-	-	80.9
17/06/19 0:00	1	66.0	63.7	62.6	-	-	66.0
17/06/19 1:00	-	82.1	-	82.1	-	-	82.1
17/06/19 2:00	-	69.4	-	69.5	-	-	69.4
17/06/19 3:00	-	61.3	-	61.3	-	-	61.3
17/06/19 4:00	-	63.2	-	63.2	-	-	63.2
17/06/19 5:00	-	65.0	-	65.3	-	-	65.0
17/06/19 6:00	16	82.5	82.3	71.4	-	-	82.5
	99	**76.5**	**70.9**	**75.1**	**71.1**	**80.3**	**77.8**

Location: Mid Runway NMT # 3

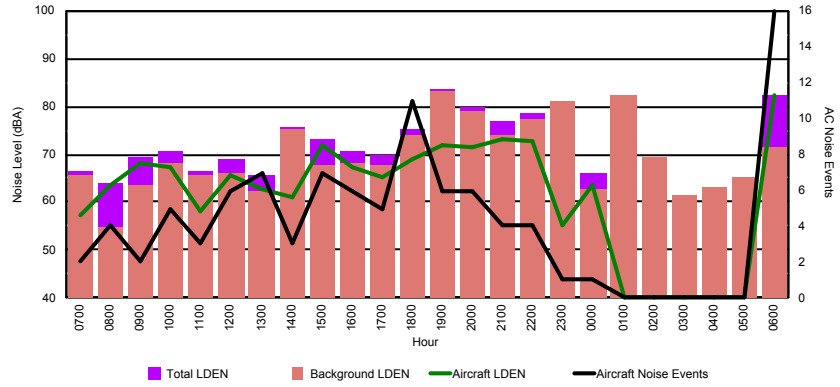

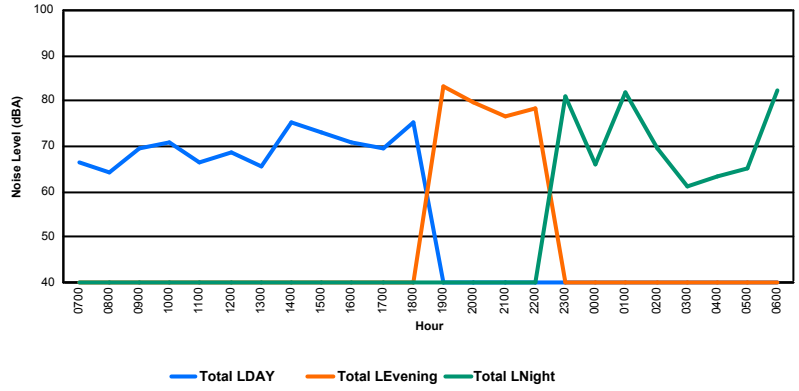

LE GOUVERNEMENT
DU GRAND-DUCHÉ DE LUXEMBOURG
Administration de la navigation aérienne

Luxembourg Airport

Noise Distribution by Hour

Between 16/06/2019 00:00:00 and 16/06/2019 23:59:59 (Local Time)

Day	Aircraft Events	Total LDEN dB (A)	Aircraft LDEN dB(A)	Background LDEN dB(A)	Total LDay dB(A)	Total LEvening dB(A)	Total LNight dB (A)
16/06/19 7:00	3	54.8	49.5	53.4	54.8	-	-
16/06/19 8:00	3	64.1	63.6	55.1	64.1	-	-
16/06/19 9:00	4	68.1	67.8	55.2	68.1	-	-
16/06/19 10:00	6	65.4	64.9	56.2	65.4	-	-
16/06/19 11:00	6	58.5	55.2	56.0	58.5	-	-
16/06/19 12:00	7	63.0	62.1	56.4	63.0	-	-
16/06/19 13:00	3	58.6	55.7	55.7	58.6	-	-
16/06/19 14:00	7	64.5	63.6	57.5	64.5	-	-
16/06/19 15:00	8	71.5	71.4	56.4	71.5	-	-
16/06/19 16:00	6	65.5	65.0	56.2	65.5	-	-
16/06/19 17:00	6	62.8	61.8	55.8	62.8	-	-
16/06/19 18:00	12	66.7	66.3	56.5	66.7	-	-
16/06/19 19:00	10	76.3	76.2	61.5	-	76.3	-
16/06/19 20:00	5	70.6	70.0	61.2	-	70.6	-
16/06/19 21:00	6	71.4	70.9	61.8	-	71.4	-
16/06/19 22:00	5	76.6	76.4	62.6	-	76.6	-
16/06/19 23:00	-	67.0	-	67.0	-	-	67.0
17/06/19 0:00	2	65.8	58.3	65.9	-	-	65.8
17/06/19 1:00	-	64.4	-	65.1	-	-	64.4
17/06/19 2:00	-	63.6	-	64.2	-	-	63.6
17/06/19 3:00	-	64.3	-	64.5	-	-	64.3
17/06/19 4:00	-	67.3	-	68.1	-	-	67.3
17/06/19 5:00	-	70.6	-	72.0	-	-	70.6
17/06/19 6:00	3	75.9	73.0	76.3	-	-	75.9
	102	**69.8**	**68.4**	**65.9**	**65.6**	**74.5**	**69.6**

Location: NDB-Hamm NMT # 4

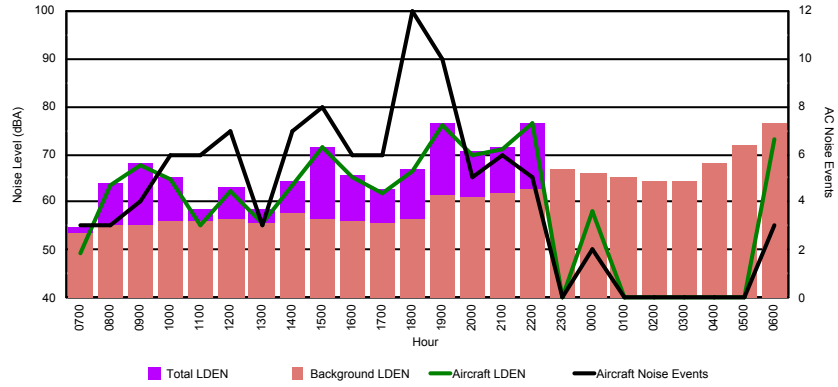

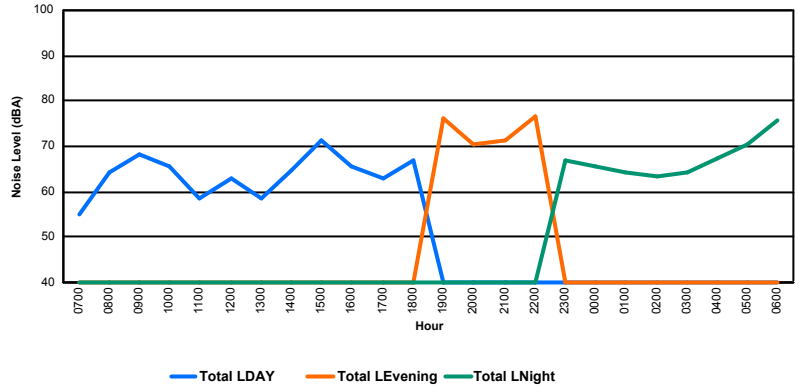

LE GOUVERNEMENT
DU GRAND-DUCHÉ DE LUXEMBOURG
Administration de la navigation aérienne

Luxembourg Airport

Noise Distribution by Hour

Between 17/06/2019 00:00:00 and 17/06/2019 23:59:59 (Local Time)

Day	Aircraft Events	Total LDEN dB (A)	Aircraft LDEN dB(A)	Background LDEN dB(A)	Total LDay dB(A)	Total LEvening dB(A)	Total LNight dB (A)
17/06/19 7:00	2	54.8	53.5	48.8	54.8	-	-
17/06/19 8:00	2	51.5	49.1	47.7	51.5	-	-
17/06/19 9:00	2	57.6	55.9	52.6	57.6	-	-
17/06/19 10:00	5	57.8	56.7	51.5	57.8	-	-
17/06/19 11:00	2	52.8	48.4	51.0	52.8	-	-
17/06/19 12:00	-	50.0	-	50.0	50.0	-	-
17/06/19 13:00	2	52.1	46.1	50.9	52.1	-	-
17/06/19 14:00	2	52.0	45.1	51.1	52.0	-	-
17/06/19 15:00	-	46.3	-	46.3	46.3	-	-
17/06/19 16:00	3	54.8	52.5	51.1	54.8	-	-
17/06/19 17:00	4	54.8	53.4	49.6	54.8	-	-
17/06/19 18:00	3	55.3	53.9	49.8	55.3	-	-
17/06/19 19:00	2	56.5	52.5	54.3	-	56.5	-
17/06/19 20:00	2	55.3	52.4	52.3	-	55.3	-
17/06/19 21:00	4	61.1	60.5	52.7	-	61.1	-
17/06/19 22:00	2	54.4	53.3	48.1	-	54.4	-
17/06/19 23:00	2	67.9	67.8	52.3	-	-	67.9
18/06/19 0:00	-	56.5	-	56.5	-	-	56.5
18/06/19 1:00	-	57.0	-	57.0	-	-	57.0
18/06/19 2:00	-	46.6	-	46.6	-	-	46.6
18/06/19 3:00	-	45.1	-	45.1	-	-	45.1
18/06/19 4:00	-	52.5	-	52.5	-	-	52.5
18/06/19 5:00	-	60.4	-	60.5	-	-	60.4
18/06/19 6:00	8	68.9	68.1	61.4	-	-	68.9
	47	**59.6**	**58.3**	**53.9**	**54.3**	**57.7**	**63.1**

Location: Roodt/Syr NMT # 1

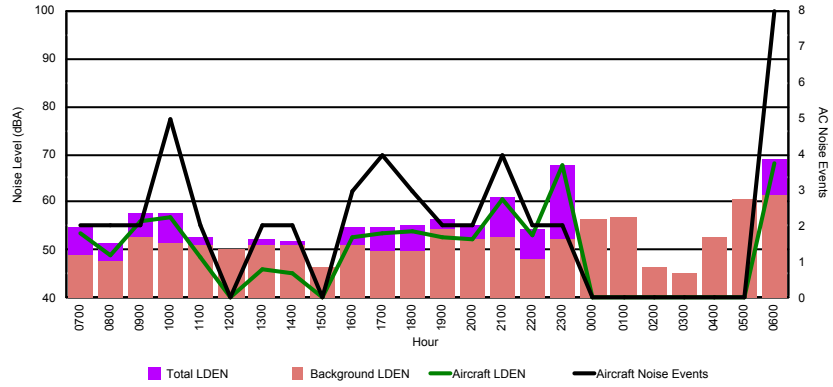

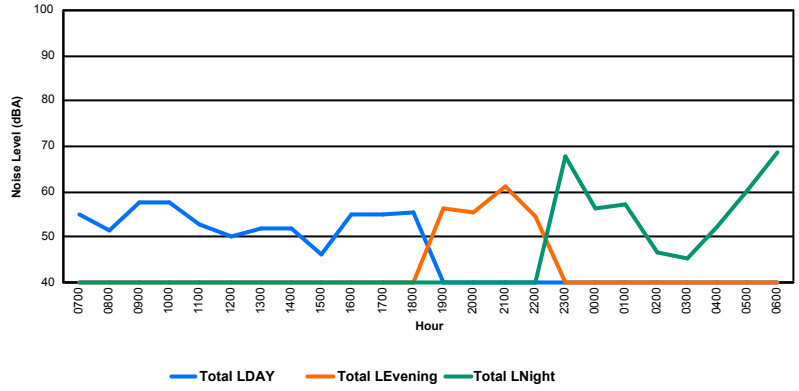

LE GOUVERNEMENT
DU GRAND-DUCHÉ DE LUXEMBOURG
Administration de la navigation aérienne

Luxembourg Airport

Noise Distribution by Hour

Between 17/06/2019 00:00:00 and 17/06/2019 23:59:59 (Local Time)

Day	Aircraft Events	Total LDEN dB (A)	Aircraft LDEN dB(A)	Background LDEN dB(A)	Total LDay dB(A)	Total LEvening dB(A)	Total LNight dB (A)
17/06/19 7:00	6	65.3	64.6	57.0	65.3	-	-
17/06/19 8:00	7	66.2	65.4	58.6	66.2	-	-
17/06/19 9:00	9	70.2	69.7	60.5	70.2	-	-
17/06/19 10:00	12	70.9	70.6	59.1	70.9	-	-
17/06/19 11:00	11	67.9	67.5	57.9	67.9	-	-
17/06/19 12:00	5	65.7	65.1	57.1	65.7	-	-
17/06/19 13:00	9	69.3	68.7	60.7	69.3	-	-
17/06/19 14:00	18	70.3	70.0	58.7	70.3	-	-
17/06/19 15:00	11	64.3	63.4	57.2	64.3	-	-
17/06/19 16:00	12	71.0	70.7	57.7	71.0	-	-
17/06/19 17:00	10	70.4	70.1	59.1	70.4	-	-
17/06/19 18:00	11	69.5	68.7	61.7	69.5	-	-
17/06/19 19:00	9	74.8	74.5	63.4	-	74.8	-
17/06/19 20:00	8	73.5	72.2	67.7	-	73.5	-
17/06/19 21:00	5	74.4	73.7	65.8	-	74.4	-
17/06/19 22:00	3	73.9	73.1	66.3	-	73.9	-
17/06/19 23:00	2	81.5	81.4	65.7	-	-	81.5
18/06/19 0:00	-	59.8	-	59.8	-	-	59.8
18/06/19 1:00	-	63.8	-	63.8	-	-	63.8
18/06/19 2:00	-	59.4	-	59.4	-	-	59.4
18/06/19 3:00	-	64.2	-	64.2	-	-	64.2
18/06/19 4:00	-	63.1	-	63.2	-	-	63.1
18/06/19 5:00	-	65.2	-	65.3	-	-	65.2
18/06/19 6:00	15	81.9	81.6	71.3	-	-	81.9
	163	**73.3**	**72.8**	**63.6**	**69.0**	**74.2**	**75.9**

Location: Mid Runway NMT # 3

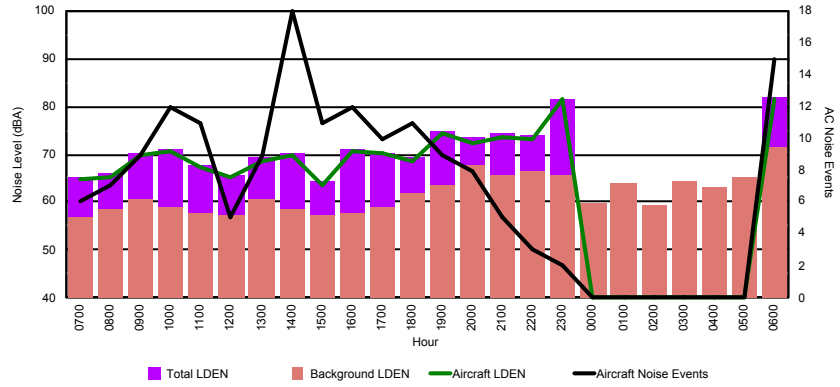

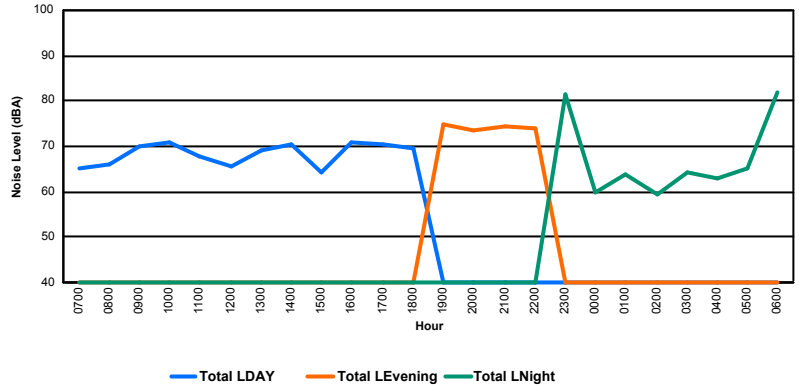

LE GOUVERNEMENT
DU GRAND-DUCHÉ DE LUXEMBOURG
Administration de la navigation aérienne

Luxembourg Airport

Noise Distribution by Hour

Between 17/06/2019 00:00:00 and 17/06/2019 23:59:59 (Local Time)

Day	Aircraft Events	Total LDEN dB (A)	Aircraft LDEN dB(A)	Background LDEN dB(A)	Total LDay dB(A)	Total LEvening dB(A)	Total LNight dB (A)
17/06/19 7:00	10	67.7	66.6	67.1	67.7	-	-
17/06/19 8:00	11	67.4	66.5	63.7	67.4	-	-
17/06/19 9:00	10	65.6	63.5	61.9	65.6	-	-
17/06/19 10:00	12	66.7	65.0	62.5	66.7	-	-
17/06/19 11:00	5	64.7	61.5	62.1	64.7	-	-
17/06/19 16:22	3	65.2	63.3	60.7	65.2	-	-
17/06/19 17:00	10	66.6	65.3	60.8	66.6	-	-
17/06/19 18:00	15	68.8	68.2	60.7	68.8	-	-
17/06/19 19:00	8	71.0	69.9	64.9	-	71.0	-
17/06/19 20:00	7	73.7	73.2	64.0	-	73.7	-
17/06/19 21:00	4	68.2	66.4	63.7	-	68.2	-
17/06/19 22:00	15	73.8	73.3	64.2	-	73.8	-
17/06/19 23:00	3	71.9	69.3	68.6	-	-	71.9
18/06/19 0:00	-	66.3	-	67.4	-	-	66.3
18/06/19 1:00	1	72.8	72.1	65.2	-	-	72.8
18/06/19 2:00	-	63.3	-	64.0	-	-	63.3
18/06/19 3:00	1	71.8	70.9	64.7	-	-	71.8
18/06/19 4:00	-	66.9	-	67.7	-	-	66.9
18/06/19 5:00	-	70.6	-	72.3	-	-	70.6
18/06/19 6:00	3	74.1	64.2	76.8	-	-	74.1
	118	**70.1**	**68.0**	**67.8**	**66.8**	**72.2**	**70.9**

Location: NDB-Hamm NMT # 4

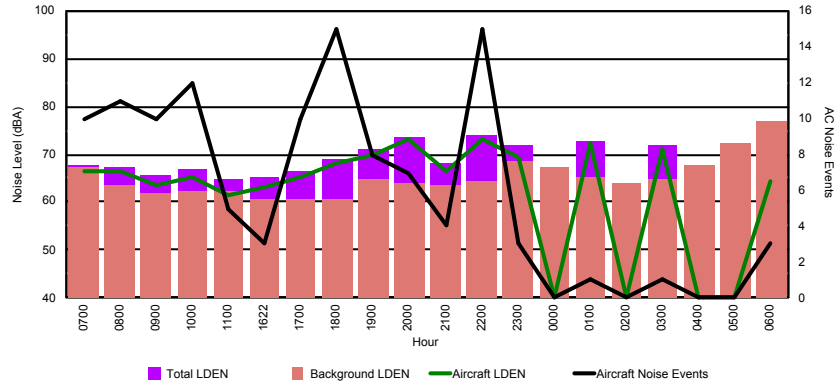

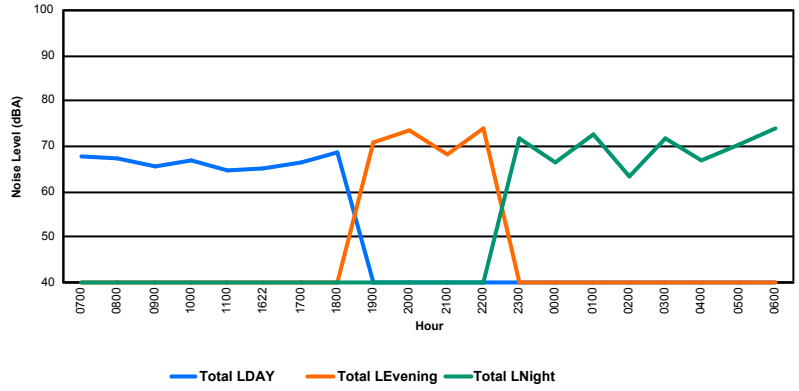

LE GOUVERNEMENT
DU GRAND-DUCHÉ DE LUXEMBOURG
Administration de la navigation aérienne

Luxembourg Airport

Noise Distribution by Hour

Between 18/06/2019 00:00:00 and 18/06/2019 23:59:59 (Local Time)

Day	Aircraft Events	Total LDEN dB (A)	Aircraft LDEN dB(A)	Background LDEN dB(A)	Total LDay dB(A)	Total LEvening dB(A)	Total LNight dB (A)
18/06/19 7:00	3	55.4	54.2	49.2	55.4	-	-
18/06/19 8:00	1	51.9	46.0	50.6	51.9	-	-
18/06/19 9:00	-	46.1	-	46.1	46.1	-	-
18/06/19 10:00	3	52.1	47.5	50.4	52.1	-	-
18/06/19 11:00	4	53.4	51.6	48.8	53.4	-	-
18/06/19 12:00	-	47.0	-	47.0	47.0	-	-
18/06/19 13:00	5	55.8	54.6	49.6	55.8	-	-
18/06/19 14:00	6	53.8	51.6	49.9	53.8	-	-
18/06/19 15:00	7	56.2	55.0	50.4	56.2	-	-
18/06/19 16:00	9	57.5	56.6	50.5	57.5	-	-
18/06/19 17:00	8	57.0	55.9	50.7	57.0	-	-
18/06/19 18:00	7	54.8	52.8	50.8	54.8	-	-
18/06/19 19:00	3	57.3	55.7	52.4	-	57.3	-
18/06/19 20:00	6	63.6	63.0	56.1	-	63.6	-
18/06/19 21:00	6	59.9	57.8	54.7	-	59.9	-
18/06/19 22:00	12	60.7	59.7	54.3	-	60.7	-
18/06/19 23:00	1	57.9	56.1	53.1	-	-	57.9
19/06/19 0:00	1	64.2	64.0	50.9	-	-	64.2
19/06/19 1:00	-	50.2	-	50.2	-	-	50.2
19/06/19 2:00	-	47.8	-	47.8	-	-	47.8
19/06/19 3:00	-	47.6	-	47.6	-	-	47.6
19/06/19 4:00	-	53.4	-	53.4	-	-	53.4
19/06/19 5:00	-	58.2	-	58.3	-	-	58.2
19/06/19 6:00	-	62.3	-	62.3	-	-	62.3
	82	**57.8**	**55.8**	**53.5**	**54.5**	**61.0**	**58.8**

Location: Roodt/Syr NMT # 1

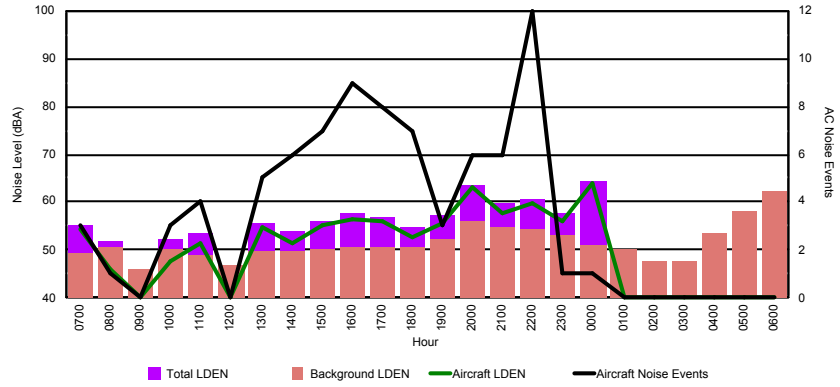

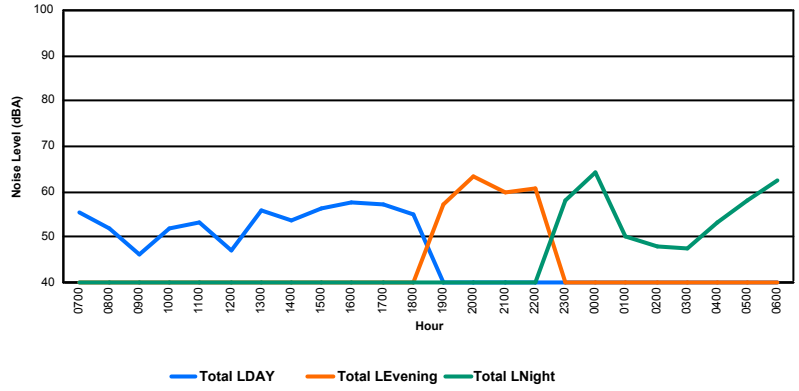

LE GOUVERNEMENT
DU GRAND-DUCHÉ DE LUXEMBOURG
Administration de la navigation aérienne

Luxembourg Airport

Noise Distribution by Hour

Between 18/06/2019 00:00:00 and 18/06/2019 23:59:59 (Local Time)

Day	Aircraft Events	Total LDEN dB (A)	Aircraft LDEN dB(A)	Background LDEN dB(A)	Total LDay dB(A)	Total LEvening dB(A)	Total LNight dB (A)
18/06/19 7:00	7	67.5	66.9	59.4	67.5	-	-
18/06/19 8:00	2	63.9	57.2	62.9	63.9	-	-
18/06/19 9:00	2	63.7	63.1	55.0	63.7	-	-
18/06/19 10:00	13	73.1	72.6	63.3	73.1	-	-
18/06/19 11:00	17	71.1	70.8	60.0	71.1	-	-
18/06/19 12:00	11	68.4	68.0	58.4	68.4	-	-
18/06/19 13:00	7	65.8	64.3	60.8	65.8	-	-
18/06/19 14:00	7	70.5	68.2	66.5	70.5	-	-
18/06/19 15:00	10	71.7	70.1	66.7	71.7	-	-
18/06/19 16:00	11	71.2	68.3	68.1	71.2	-	-
18/06/19 17:00	9	71.5	66.8	69.8	71.5	-	-
18/06/19 18:00	7	70.7	68.4	66.9	70.7	-	-
18/06/19 19:00	8	76.7	75.3	71.0	-	76.7	-
18/06/19 20:00	4	75.0	74.3	67.0	-	75.0	-
18/06/19 21:00	4	76.5	73.9	73.1	-	76.5	-
18/06/19 22:00	2	73.6	71.5	69.5	-	73.6	-
18/06/19 23:00	2	76.3	75.9	65.6	-	-	76.3
19/06/19 0:00	-	66.4	-	66.6	-	-	66.4
19/06/19 1:00	-	60.7	-	60.7	-	-	60.7
19/06/19 2:00	-	61.6	-	61.9	-	-	61.6
19/06/19 3:00	-	61.4	-	61.5	-	-	61.4
19/06/19 4:00	-	61.5	-	61.5	-	-	61.5
19/06/19 5:00	-	62.9	-	62.9	-	-	62.9
19/06/19 6:00	11	80.5	75.0	79.1	-	-	80.5
	134	**72.6**	**70.2**	**68.8**	**70.0**	**75.6**	**73.2**

Location: Mid Runway NMT # 3

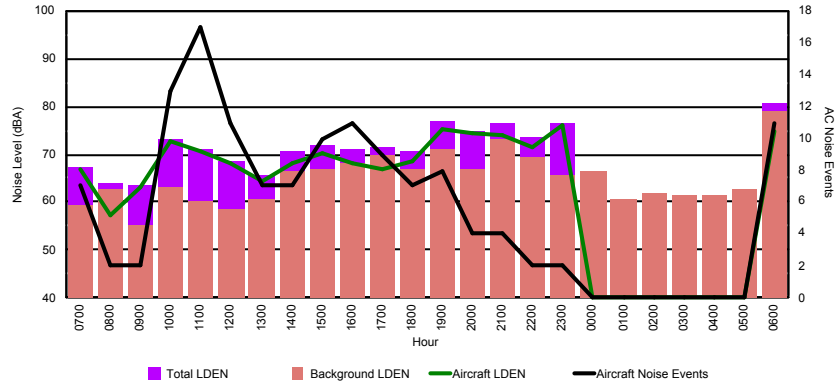

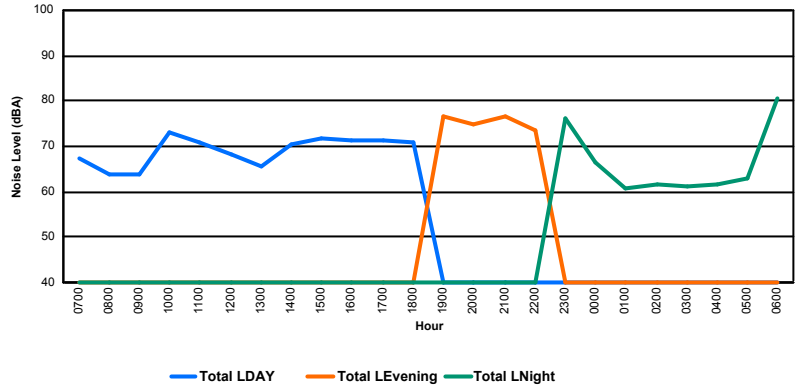

LE GOUVERNEMENT
DU GRAND-DUCHÉ DE LUXEMBOURG
Administration de la navigation aérienne

Luxembourg Airport

Noise Distribution by Hour

Between 18/06/2019 00:00:00 and 18/06/2019 23:59:59 (Local Time)

Day	Aircraft Events	Total LDEN dB (A)	Aircraft LDEN dB(A)	Background LDEN dB(A)	Total LDay dB(A)	Total LEvening dB(A)	Total LNight dB (A)
18/06/19 7:00	4	64.8	59.2	66.4	64.8	-	-
18/06/19 8:00	7	68.8	68.0	65.2	68.8	-	-
18/06/19 9:00	7	66.1	64.1	61.9	66.1	-	-
18/06/19 10:00	12	69.0	68.1	62.0	69.0	-	-
18/06/19 11:00	8	67.1	65.7	61.8	67.1	-	-
18/06/19 12:00	6	68.9	68.2	61.0	68.9	-	-
18/06/19 13:00	5	64.0	60.6	61.6	64.0	-	-
18/06/19 14:00	10	67.8	66.7	61.6	67.8	-	-
18/06/19 15:00	13	67.5	66.8	60.1	67.5	-	-
18/06/19 16:00	7	63.5	61.2	59.7	63.5	-	-
18/06/19 17:00	9	64.6	63.2	59.1	64.6	-	-
18/06/19 18:00	9	63.4	61.0	59.9	63.4	-	-
18/06/19 19:00	13	73.6	72.9	65.0	-	73.6	-
18/06/19 20:00	4	73.1	72.6	63.7	-	73.1	-
18/06/19 21:00	4	74.4	74.0	64.6	-	74.4	-
18/06/19 22:00	2	71.3	70.2	65.0	-	71.3	-
18/06/19 23:00	2	76.7	76.1	68.1	-	-	76.7
19/06/19 0:00	-	64.7	-	65.6	-	-	64.7
19/06/19 1:00	-	63.4	-	64.1	-	-	63.4
19/06/19 2:00	-	62.7	-	63.2	-	-	62.7
19/06/19 3:00	-	64.9	-	65.3	-	-	64.9
19/06/19 4:00	-	67.7	-	68.7	-	-	67.7
19/06/19 5:00	-	70.7	-	72.3	-	-	70.7
19/06/19 6:00	17	77.2	76.4	76.5	-	-	77.2
	139	**70.5**	**69.2**	**67.0**	**66.8**	**73.2**	**72.0**

Location: NDB-Hamm NMT # 4

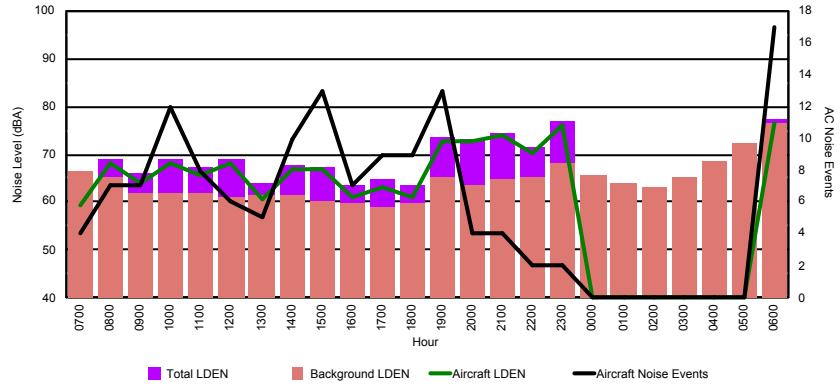

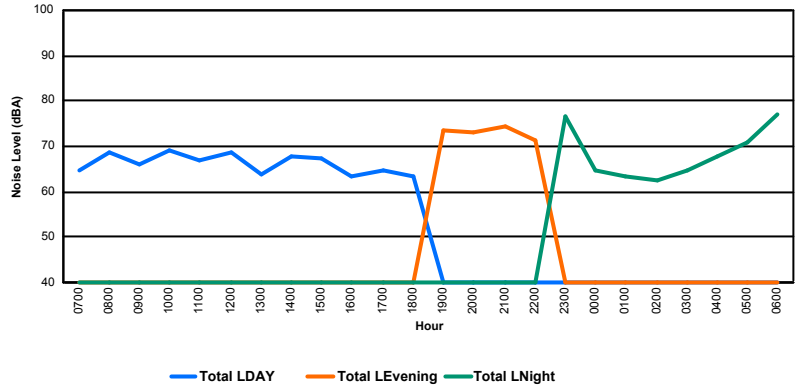

LE GOUVERNEMENT
DU GRAND-DUCHÉ DE LUXEMBOURG
Administration de la navigation aérienne

Luxembourg Airport

Noise Distribution by Hour

Between 19/06/2019 00:00:00 and 19/06/2019 23:59:59 (Local Time)

Day	Aircraft Events	Total LDEN dB (A)	Aircraft LDEN dB(A)	Background LDEN dB(A)	Total LDay dB(A)	Total LEvening dB(A)	Total LNight dB (A)
19/06/19 7:00	3	52.6	48.7	50.5	52.6	-	-
19/06/19 8:00	6	57.8	57.2	49.3	57.8	-	-
19/06/19 9:00	9	57.4	55.9	52.4	57.4	-	-
19/06/19 10:00	9	57.2	55.1	53.4	57.2	-	-
19/06/19 11:00	7	57.6	56.6	51.2	57.6	-	-
19/06/19 12:00	3	53.2	50.1	50.3	53.2	-	-
19/06/19 13:00	6	54.9	52.7	51.2	54.9	-	-
19/06/19 14:00	6	57.8	57.2	49.2	57.8	-	-
19/06/19 15:00	4	52.9	51.0	48.4	52.9	-	-
19/06/19 16:00	5	57.4	56.5	50.4	57.4	-	-
19/06/19 17:00	7	57.9	57.0	50.9	57.9	-	-
19/06/19 18:00	7	55.9	53.6	52.3	55.9	-	-
19/06/19 19:00	8	64.0	61.7	60.5	-	64.0	-
19/06/19 20:00	4	59.2	57.5	54.3	-	59.2	-
19/06/19 21:00	6	59.3	58.1	53.2	-	59.3	-
19/06/19 22:00	11	62.1	61.1	55.4	-	62.1	-
19/06/19 23:00	6	66.2	65.8	56.6	-	-	66.2
20/06/19 0:00	2	65.0	64.9	48.5	-	-	65.0
20/06/19 1:00	-	45.1	-	45.1	-	-	45.1
20/06/19 2:00	-	50.1	-	50.1	-	-	50.1
20/06/19 3:00	-	42.4	-	42.4	-	-	42.4
20/06/19 4:00	-	50.4	-	50.4	-	-	50.4
20/06/19 5:00	-	59.9	-	60.0	-	-	59.9
20/06/19 6:00	3	67.3	66.9	56.7	-	-	67.3
	112	**60.2**	**59.1**	**53.8**	**56.5**	**61.6**	**62.4**

Location: Roodt/Syr NMT # 1

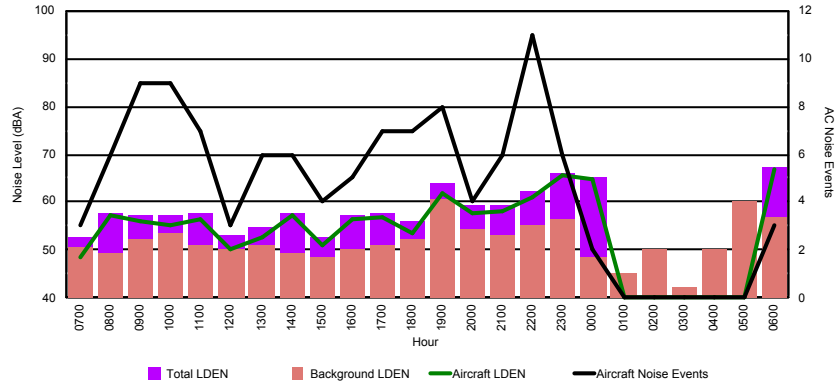

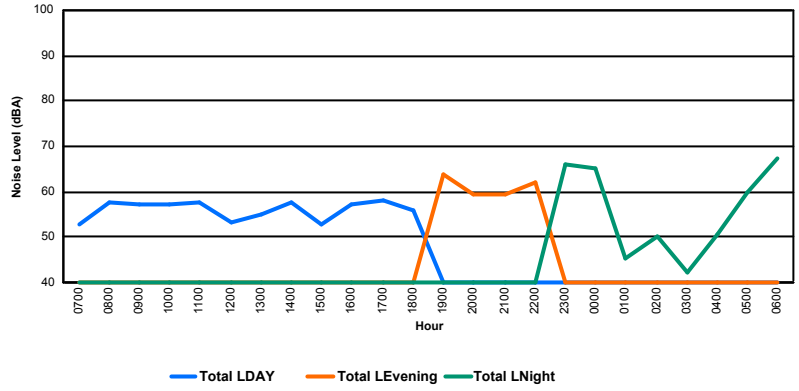

LE GOUVERNEMENT
DU GRAND-DUCHÉ DE LUXEMBOURG
Administration de la navigation aérienne

Luxembourg Airport

Noise Distribution by Hour

Between 19/06/2019 00:00:00 and 19/06/2019 23:59:59 (Local Time)

Day	Aircraft Events	Total LDEN dB (A)	Aircraft LDEN dB(A)	Background LDEN dB(A)	Total LDay dB(A)	Total LEvening dB(A)	Total LNight dB (A)
19/06/19 7:00	5	67.6	65.9	63.0	67.6	-	-
19/06/19 8:00	2	75.4	67.6	74.6	75.4	-	-
19/06/19 9:00	5	69.3	66.6	66.0	69.3	-	-
19/06/19 10:00	5	70.3	64.8	68.9	70.3	-	-
19/06/19 11:00	11	72.9	71.0	68.6	72.9	-	-
19/06/19 12:00	8	66.7	66.2	57.6	66.7	-	-
19/06/19 13:00	4	67.9	64.6	65.2	67.9	-	-
19/06/19 14:00	8	69.5	68.7	61.5	69.5	-	-
19/06/19 15:00	15	72.6	72.0	63.5	72.6	-	-
19/06/19 16:00	4	73.7	72.7	66.8	73.7	-	-
19/06/19 17:00	7	68.3	66.4	64.0	68.3	-	-
19/06/19 18:00	12	70.5	69.6	63.4	70.5	-	-
19/06/19 19:00	8	74.5	71.6	71.5	-	74.5	-
19/06/19 20:00	2	76.6	74.9	71.7	-	76.6	-
19/06/19 21:00	5	77.0	70.9	75.7	-	77.0	-
19/06/19 22:00	5	75.6	70.9	73.9	-	75.6	-
19/06/19 23:00	2	81.2	73.9	80.3	-	-	81.2
20/06/19 0:00	-	66.4	-	66.4	-	-	66.4
20/06/19 1:00	-	61.2	-	61.6	-	-	61.2
20/06/19 2:00	-	57.8	-	57.8	-	-	57.8
20/06/19 3:00	-	57.0	-	57.0	-	-	57.0
20/06/19 4:00	-	59.5	-	59.5	-	-	59.5
20/06/19 5:00	-	61.3	-	61.4	-	-	61.3
20/06/19 6:00	16	83.3	79.7	80.9	-	-	83.3
	124	**74.5**	**70.7**	**72.2**	**71.2**	**76.0**	**76.5**

Location: Mid Runway NMT # 3

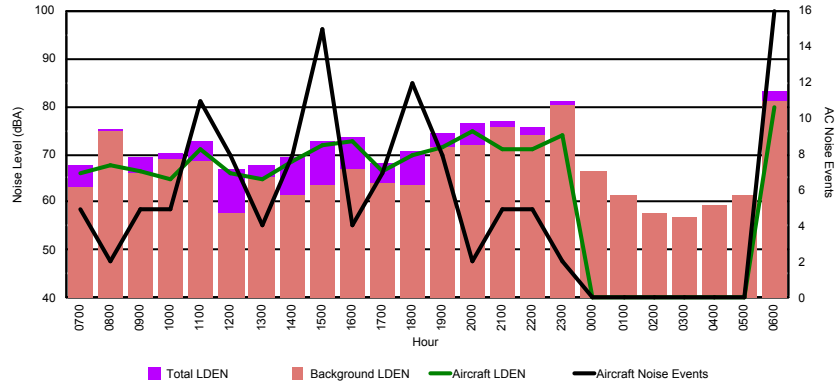

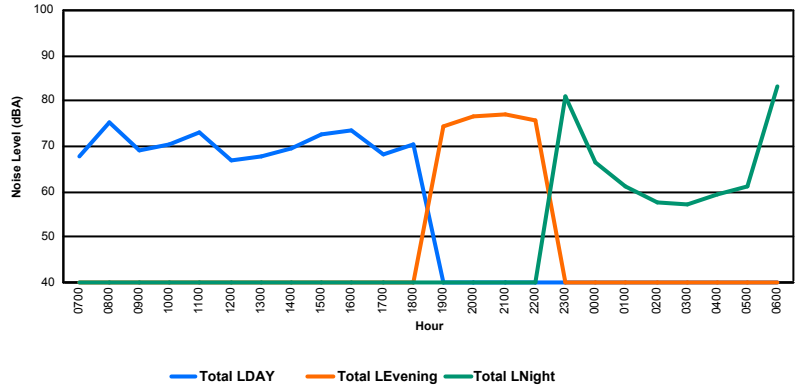

LE GOUVERNEMENT
DU GRAND-DUCHÉ DE LUXEMBOURG
Administration de la navigation aérienne

Luxembourg Airport

Noise Distribution by Hour

Between 19/06/2019 00:00:00 and 19/06/2019 23:59:59 (Local Time)

Day	Aircraft Events	Total LDEN dB (A)	Aircraft LDEN dB(A)	Background LDEN dB(A)	Total LDay dB(A)	Total LEvening dB(A)	Total LNight dB (A)
19/06/19 7:00	7	65.2	62.0	70.3	65.2	-	-
19/06/19 8:00	4	68.1	67.0	65.1	68.1	-	-
19/06/19 9:00	4	66.2	64.0	62.4	66.2	-	-
19/06/19 10:00	6	63.1	56.4	62.2	63.1	-	-
19/06/19 11:00	12	65.8	64.3	61.1	65.8	-	-
19/06/19 12:00	6	63.0	59.2	61.0	63.0	-	-
19/06/19 13:00	4	63.1	58.7	61.2	63.1	-	-
19/06/19 14:00	9	66.1	64.8	60.2	66.1	-	-
19/06/19 15:00	9	71.9	71.7	59.2	71.9	-	-
19/06/19 16:00	5	63.3	61.2	59.3	63.3	-	-
19/06/19 17:00	6	61.8	57.6	59.9	61.8	-	-
19/06/19 18:00	10	67.3	66.6	59.2	67.3	-	-
19/06/19 19:00	10	67.1	65.1	63.2	-	67.1	-
19/06/19 20:00	5	73.5	73.1	63.4	-	73.5	-
19/06/19 21:00	7	74.7	74.4	62.6	-	74.7	-
19/06/19 22:00	4	68.1	67.0	61.5	-	68.1	-
19/06/19 23:00	2	78.1	77.9	64.8	-	-	78.1
20/06/19 0:00	-	62.7	-	63.1	-	-	62.7
20/06/19 1:00	-	60.0	-	60.2	-	-	60.0
20/06/19 2:00	-	60.6	-	60.9	-	-	60.6
20/06/19 3:00	-	61.2	-	61.2	-	-	61.2
20/06/19 4:00	-	63.4	-	63.4	-	-	63.4
20/06/19 5:00	-	66.9	-	67.5	-	-	66.9
20/06/19 6:00	19	77.9	77.4	75.5	-	-	77.9
	129	**70.3**	**69.4**	**65.5**	**66.4**	**72.0**	**72.4**

Location: NDB-Hamm NMT # 4

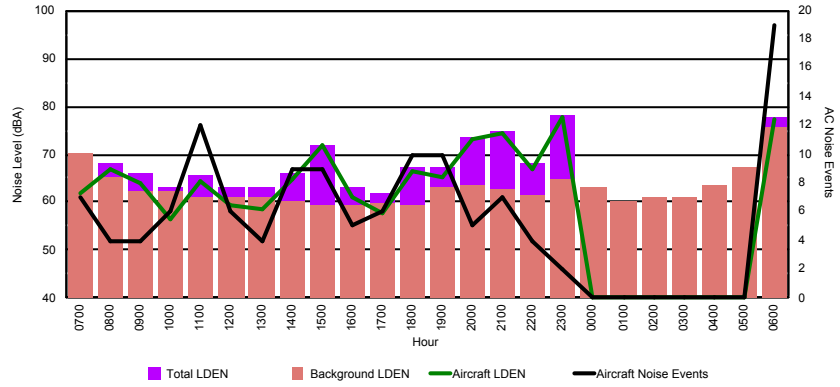

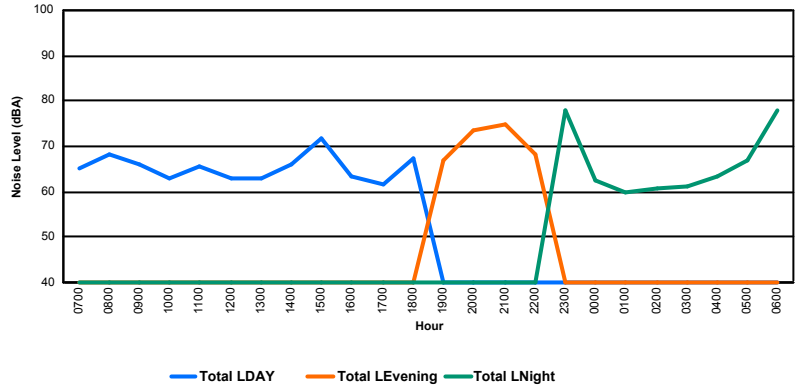

LE GOUVERNEMENT
DU GRAND-DUCHÉ DE LUXEMBOURG
Administration de la navigation aérienne

Luxembourg Airport

Noise Distribution by Hour

Between 20/06/2019 00:00:00 and 20/06/2019 23:59:59 (Local Time)

Day	Aircraft Events	Total LDEN dB (A)	Aircraft LDEN dB(A)	Background LDEN dB(A)	Total LDay dB(A)	Total LEvening dB(A)	Total LNight dB (A)
20/06/19 7:00	2	51.1	47.6	48.7	51.1	-	-
20/06/19 8:00	5	61.0	60.8	47.3	61.0	-	-
20/06/19 9:00	10	57.9	57.1	50.7	57.9	-	-
20/06/19 10:00	11	58.6	57.7	51.9	58.6	-	-
20/06/19 11:00	11	59.4	58.8	51.0	59.4	-	-
20/06/19 12:00	2	56.8	55.5	51.2	56.8	-	-
20/06/19 13:00	7	59.0	58.2	51.5	59.0	-	-
20/06/19 14:00	2	53.6	50.4	50.7	53.6	-	-
20/06/19 15:00	9	60.2	59.2	53.8	60.2	-	-
20/06/19 16:00	10	60.6	59.8	53.1	60.6	-	-
20/06/19 17:00	8	57.2	55.2	53.0	57.2	-	-
20/06/19 18:00	5	59.0	58.1	51.9	59.0	-	-
20/06/19 19:00	6	62.7	61.4	56.9	-	62.7	-
20/06/19 20:00	10	65.1	64.4	57.4	-	65.1	-
20/06/19 21:00	4	59.6	55.9	57.3	-	59.6	-
20/06/19 22:00	13	63.8	63.3	54.5	-	63.8	-
20/06/19 23:00	3	62.4	59.4	59.4	-	-	62.4
21/06/19 0:00	-	48.8	-	48.8	-	-	48.8
21/06/19 1:00	-	47.9	-	47.9	-	-	47.9
21/06/19 2:00	-	47.8	-	47.8	-	-	47.8
21/06/19 3:00	-	46.8	-	46.8	-	-	46.8
21/06/19 4:00	-	54.4	-	54.4	-	-	54.4
21/06/19 5:00	-	57.6	-	57.6	-	-	57.6
21/06/19 6:00	6	65.7	64.1	60.9	-	-	65.7
	124	**59.9**	**58.5**	**54.5**	**58.6**	**63.2**	**59.1**

Location: Roodt/Syr NMT # 1

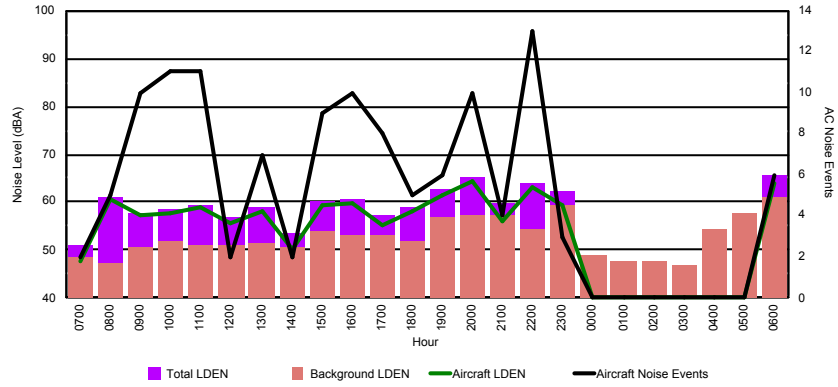

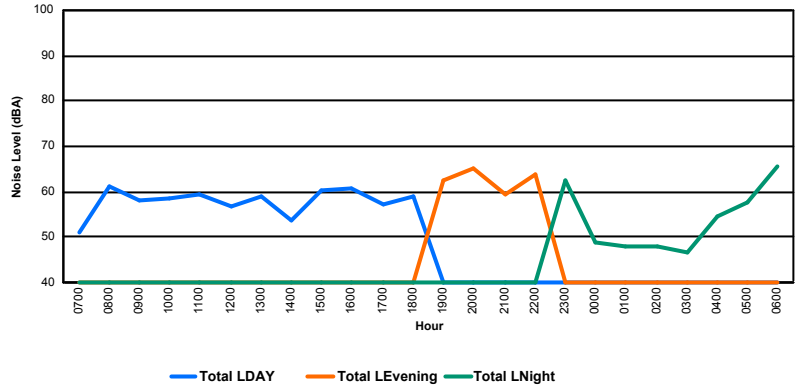

LE GOUVERNEMENT
DU GRAND-DUCHÉ DE LUXEMBOURG
Administration de la navigation aérienne

Luxembourg Airport

Noise Distribution by Hour

Between 20/06/2019 00:00:00 and 20/06/2019 23:59:59 (Local Time)

Day	Aircraft Events	Total LDEN dB (A)	Aircraft LDEN dB(A)	Background LDEN dB(A)	Total LDay dB(A)	Total LEvening dB(A)	Total LNight dB (A)
20/06/19 7:00	4	65.0	64.3	56.9	65.0	-	-
20/06/19 8:00	4	70.2	68.3	65.8	70.2	-	-
20/06/19 9:00	2	70.3	61.8	69.6	70.3	-	-
20/06/19 10:00	3	65.9	58.2	65.2	65.9	-	-
20/06/19 11:00	8	74.4	71.6	71.3	74.4	-	-
20/06/19 12:00	12	70.8	69.6	64.9	70.8	-	-
20/06/19 13:00	4	75.2	66.5	74.6	75.2	-	-
20/06/19 14:00	9	70.2	69.1	64.1	70.2	-	-
20/06/19 15:00	16	71.7	70.9	63.9	71.7	-	-
20/06/19 16:00	13	69.9	68.6	64.3	69.9	-	-
20/06/19 17:00	8	68.6	67.3	63.1	68.6	-	-
20/06/19 18:00	9	73.6	72.2	68.2	73.6	-	-
20/06/19 19:00	8	77.9	72.8	76.3	-	77.9	-
20/06/19 20:00	2	79.5	55.3	79.4	-	79.5	-
20/06/19 21:00	6	76.8	75.1	71.8	-	76.8	-
20/06/19 22:00	9	78.3	77.3	71.8	-	78.3	-
20/06/19 23:00	2	78.5	78.0	69.3	-	-	78.5
21/06/19 0:00	-	60.7	-	60.8	-	-	60.7
21/06/19 1:00	1	74.5	74.3	61.4	-	-	74.5
21/06/19 2:00	-	59.2	-	59.2	-	-	59.2
21/06/19 3:00	-	57.7	-	57.7	-	-	57.7
21/06/19 4:00	-	59.2	-	59.2	-	-	59.2
21/06/19 5:00	1	68.7	66.8	64.2	-	-	68.7
21/06/19 6:00	11	79.8	79.1	72.3	-	-	79.8
	132	**74.2**	**71.9**	**70.5**	**71.4**	**78.2**	**74.1**

Location: Mid Runway NMT # 3

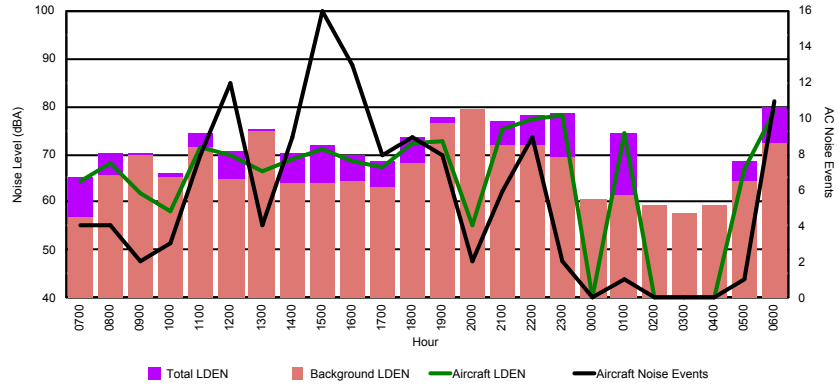

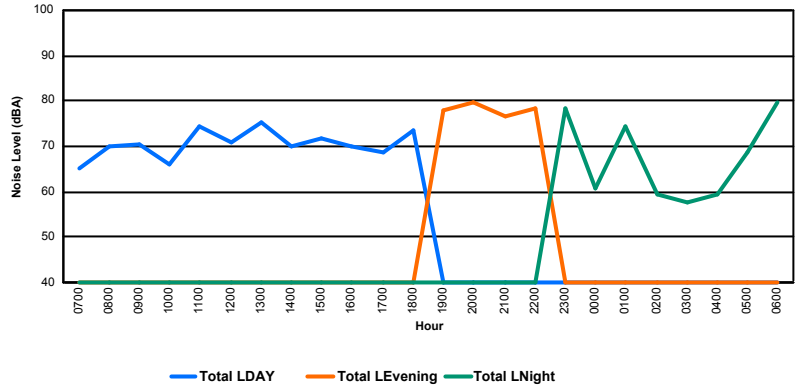

LE GOUVERNEMENT
DU GRAND-DUCHÉ DE LUXEMBOURG
Administration de la navigation aérienne

Luxembourg Airport

Noise Distribution by Hour

Between 20/06/2019 00:00:00 and 20/06/2019 23:59:59 (Local Time)

Day	Aircraft Events	Total LDEN dB (A)	Aircraft LDEN dB(A)	Background LDEN dB(A)	Total LDay dB(A)	Total LEvening dB(A)	Total LNight dB (A)
20/06/19 7:00	4	62.9	58.9	64.0	62.9	-	-
20/06/19 8:00	7	66.8	65.4	71.3	66.8	-	-
20/06/19 9:00	3	63.0	59.5	60.7	63.0	-	-
20/06/19 10:00	3	61.3	53.3	60.6	61.3	-	-
20/06/19 11:00	12	72.1	71.8	60.8	72.1	-	-
20/06/19 12:00	12	66.4	65.4	59.5	66.4	-	-
20/06/19 13:00	3	62.6	60.0	59.2	62.6	-	-
20/06/19 14:00	11	63.5	61.4	59.5	63.5	-	-
20/06/19 15:00	6	68.9	68.4	59.3	68.9	-	-
20/06/19 16:00	6	62.7	60.4	59.2	62.7	-	-
20/06/19 17:00	8	62.7	60.9	58.3	62.7	-	-
20/06/19 18:00	12	70.1	69.8	58.9	70.1	-	-
20/06/19 19:00	9	75.4	75.0	64.4	-	75.4	-
20/06/19 20:00	2	65.6	63.4	61.5	-	65.6	-
20/06/19 21:00	7	70.7	70.2	62.0	-	70.7	-
20/06/19 22:00	6	76.4	76.3	61.8	-	76.4	-
20/06/19 23:00	2	77.7	77.4	65.4	-	-	77.7
21/06/19 0:00	1	66.1	63.4	63.3	-	-	66.1
21/06/19 1:00	2	76.1	75.9	61.9	-	-	76.1
21/06/19 2:00	-	61.0	-	61.4	-	-	61.0
21/06/19 3:00	-	62.9	-	63.0	-	-	62.9
21/06/19 4:00	-	65.9	-	66.4	-	-	65.9
21/06/19 5:00	-	68.7	-	70.0	-	-	68.7
21/06/19 6:00	3	71.9	61.9	74.0	-	-	71.9
	119	**70.7**	**69.8**	**65.4**	**66.7**	**73.7**	**72.2**

Location: NDB-Hamm NMT # 4

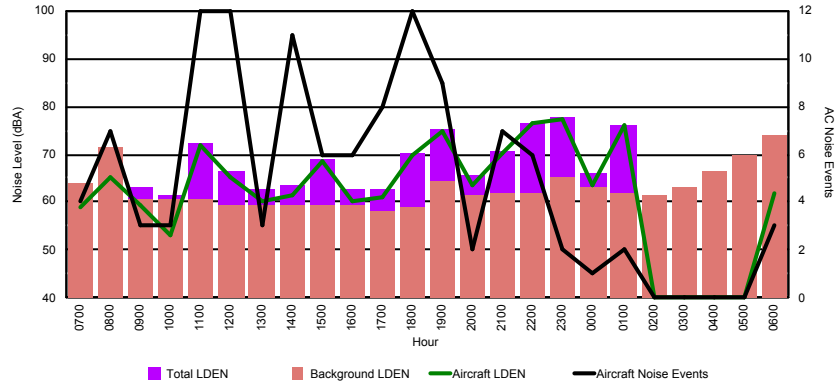

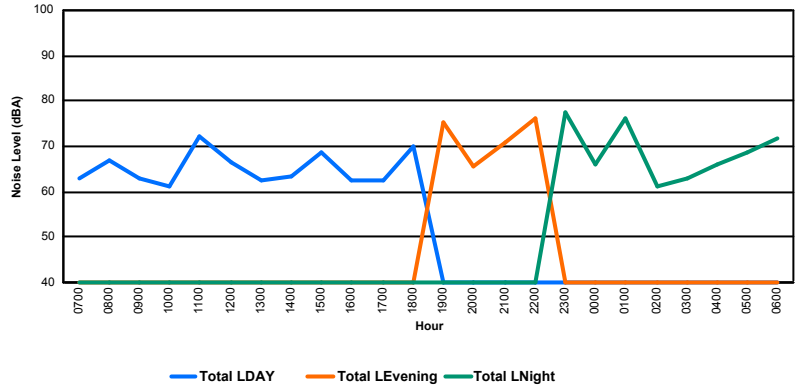

LE GOUVERNEMENT
DU GRAND-DUCHÉ DE LUXEMBOURG
Administration de la navigation aérienne

Luxembourg Airport

Noise Distribution by Hour

Between 21/06/2019 00:00:00 and 21/06/2019 23:59:59 (Local Time)

Day	Aircraft Events	Total LDEN dB (A)	Aircraft LDEN dB(A)	Background LDEN dB(A)	Total LDay dB(A)	Total LEvening dB(A)	Total LNight dB (A)
21/06/19 7:00	5	58.4	57.3	52.0	58.4	-	-
21/06/19 8:00	3	56.4	55.3	49.9	56.4	-	-
21/06/19 9:00	-	50.2	-	50.2	50.2	-	-
21/06/19 10:00	2	52.4	47.7	50.7	52.4	-	-
21/06/19 11:00	2	53.5	47.5	52.3	53.5	-	-
21/06/19 12:00	8	58.6	57.6	51.9	58.6	-	-
21/06/19 13:00	8	58.0	57.1	50.9	58.0	-	-
21/06/19 14:00	6	56.2	52.5	53.9	56.2	-	-
21/06/19 15:00	3	69.5	62.2	68.7	69.5	-	-
21/06/19 16:00	7	59.2	54.1	57.8	59.2	-	-
21/06/19 17:00	10	58.7	55.8	55.9	58.7	-	-
21/06/19 18:00	10	59.0	57.4	54.1	59.0	-	-
21/06/19 19:00	6	64.0	63.3	55.9	-	64.0	-
21/06/19 20:00	1	56.7	49.0	56.0	-	56.7	-
21/06/19 21:00	3	62.3	61.7	53.5	-	62.3	-
21/06/19 22:00	4	65.4	65.1	53.2	-	65.4	-
21/06/19 23:00	3	68.7	68.5	55.1	-	-	68.7
22/06/19 0:00	-	53.6	-	53.6	-	-	53.6
22/06/19 1:00	-	48.0	-	48.0	-	-	48.0
22/06/19 2:00	-	48.9	-	48.9	-	-	48.9
22/06/19 3:00	-	47.4	-	47.4	-	-	47.4
22/06/19 4:00	-	50.1	-	50.1	-	-	50.1
22/06/19 5:00	-	58.7	-	58.7	-	-	58.7
22/06/19 6:00	5	67.0	66.4	58.9	-	-	67.0
	86	**61.8**	**59.9**	**57.5**	**60.9**	**63.1**	**62.3**

Location: Roodt/Syr NMT # 1

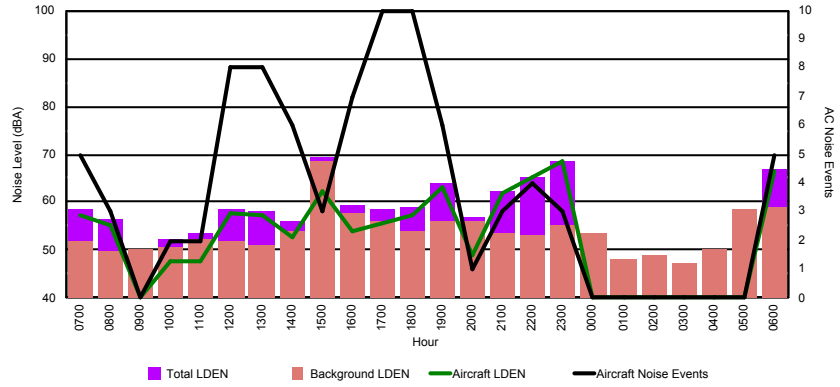

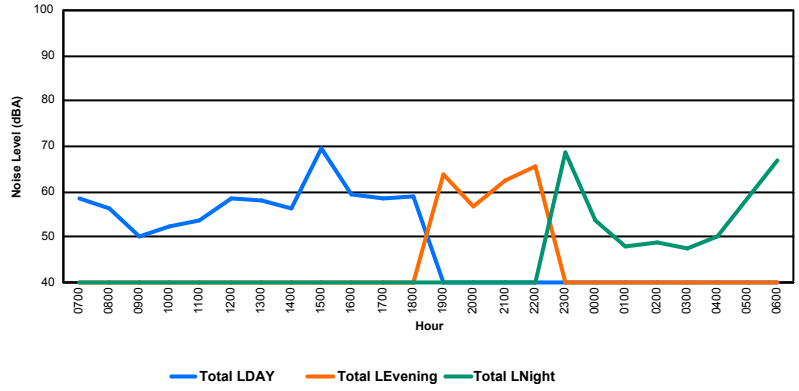

LE GOUVERNEMENT
DU GRAND-DUCHÉ DE LUXEMBOURG
Administration de la navigation aérienne

Luxembourg Airport

Noise Distribution by Hour

Between 21/06/2019 00:00:00 and 21/06/2019 23:59:59 (Local Time)

Day	Aircraft Events	Total LDEN dB (A)	Aircraft LDEN dB(A)	Background LDEN dB(A)	Total LDay dB(A)	Total LEvening dB(A)	Total LNight dB (A)
21/06/19 7:00	9	69.2	68.8	59.4	69.2	-	-
21/06/19 8:00	8	68.4	67.8	59.7	68.4	-	-
21/06/19 9:00	7	62.8	61.3	57.5	62.8	-	-
21/06/19 10:00	11	67.3	65.3	63.6	67.3	-	-
21/06/19 11:00	10	69.8	66.8	67.0	69.8	-	-
21/06/19 12:00	9	73.2	69.9	70.5	73.2	-	-
21/06/19 13:00	15	72.6	69.4	69.8	72.6	-	-
21/06/19 14:00	2	73.2	61.1	72.9	73.2	-	-
21/06/19 15:00	8	71.0	68.3	67.8	71.0	-	-
21/06/19 16:00	13	70.0	69.4	60.9	70.0	-	-
21/06/19 17:00	10	71.3	66.2	69.8	71.3	-	-
21/06/19 18:00	13	72.5	69.8	69.2	72.5	-	-
21/06/19 19:00	10	72.9	70.8	69.0	-	72.9	-
21/06/19 20:00	5	72.3	71.9	62.1	-	72.3	-
21/06/19 21:00	4	76.5	76.2	65.4	-	76.5	-
21/06/19 22:00	4	76.2	75.8	65.7	-	76.2	-
21/06/19 23:00	3	79.7	79.4	68.8	-	-	79.7
22/06/19 0:00	1	77.8	77.5	66.1	-	-	77.8
22/06/19 1:00	-	63.1	-	63.3	-	-	63.1
22/06/19 2:00	1	65.3	63.2	61.3	-	-	65.3
22/06/19 3:00	-	61.8	-	61.8	-	-	61.8
22/06/19 4:00	-	62.6	-	62.7	-	-	62.6
22/06/19 5:00	-	65.1	-	64.8	-	-	65.1
22/06/19 6:00	13	83.3	83.0	72.8	-	-	83.3
	156	**74.3**	**73.4**	**67.4**	**70.8**	**74.9**	**76.8**

Location: Mid Runway NMT # 3

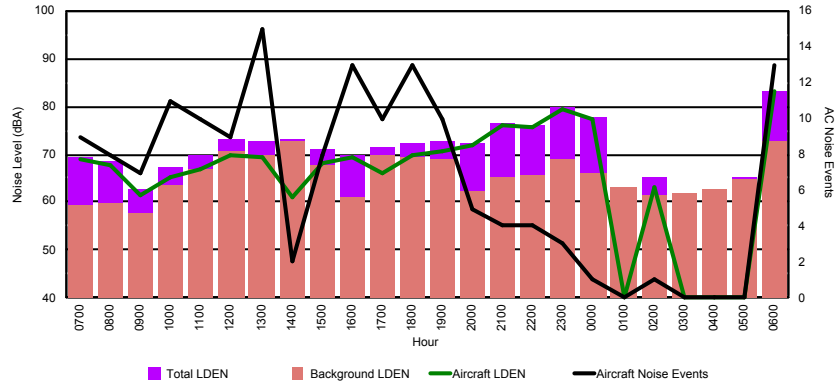

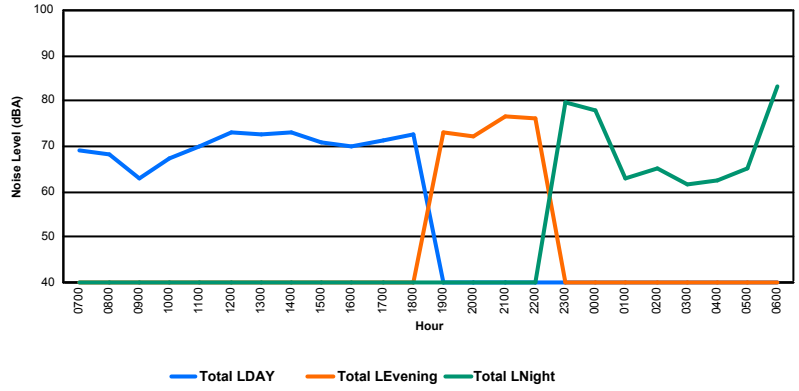

LE GOUVERNEMENT
DU GRAND-DUCHÉ DE LUXEMBOURG
Administration de la navigation aérienne

Luxembourg Airport

Noise Distribution by Hour

Between 21/06/2019 00:00:00 and 21/06/2019 23:59:59 (Local Time)

Day	Aircraft Events	Total LDEN dB (A)	Aircraft LDEN dB(A)	Background LDEN dB(A)	Total LDay dB(A)	Total LEvening dB(A)	Total LNight dB (A)
21/06/19 7:00	7	64.1	61.4	64.6	64.1	-	-
21/06/19 8:00	3	67.6	66.4	66.5	67.6	-	-
21/06/19 9:00	8	65.7	64.4	60.2	65.7	-	-
21/06/19 10:00	9	65.7	64.1	61.0	65.7	-	-
21/06/19 11:00	10	67.5	66.7	59.9	67.5	-	-
21/06/19 12:00	11	68.0	67.4	59.1	68.0	-	-
21/06/19 13:00	7	67.7	67.0	60.1	67.7	-	-
21/06/19 14:00	7	69.8	69.3	60.5	69.8	-	-
21/06/19 15:00	10	67.1	66.3	59.7	67.1	-	-
21/06/19 16:00	5	65.7	64.8	58.8	65.7	-	-
21/06/19 17:00	8	62.8	61.3	57.6	62.8	-	-
21/06/19 18:00	13	65.7	64.7	59.2	65.7	-	-
21/06/19 19:00	8	67.6	64.1	65.2	-	67.6	-
21/06/19 20:00	6	71.5	70.6	64.2	-	71.5	-
21/06/19 21:00	6	69.4	67.8	64.4	-	69.4	-
21/06/19 22:00	16	70.4	69.0	65.4	-	70.4	-
21/06/19 23:00	4	72.0	68.7	69.5	-	-	72.0
22/06/19 0:00	1	71.2	68.2	69.2	-	-	71.2
22/06/19 1:00	-	66.3	-	67.4	-	-	66.3
22/06/19 2:00	-	65.7	-	66.5	-	-	65.7
22/06/19 3:00	-	65.1	-	65.3	-	-	65.1
22/06/19 4:00	-	66.6	-	67.2	-	-	66.6
22/06/19 5:00	-	68.7	-	69.9	-	-	68.7
22/06/19 6:00	6	79.7	79.1	72.8	-	-	79.7
	145	**70.0**	**68.5**	**65.9**	**66.8**	**70.0**	**72.6**

Location: NDB-Hamm NMT # 4

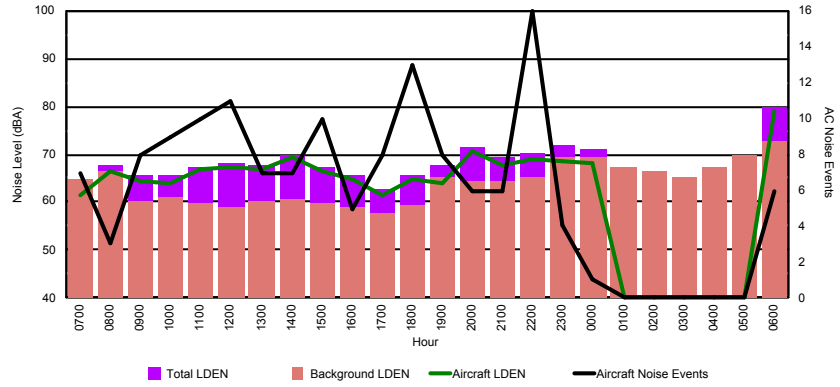

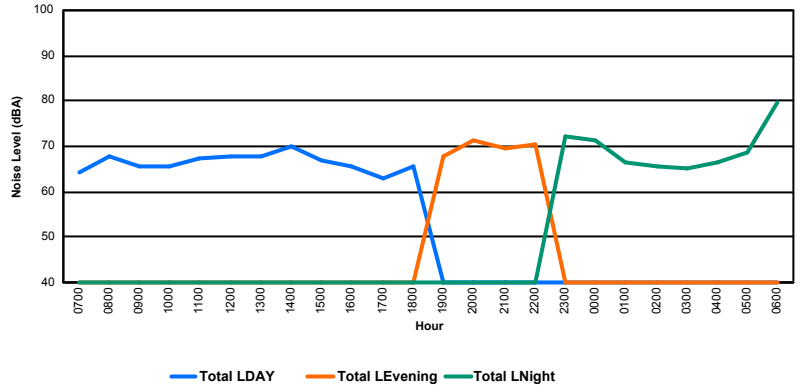

LE GOUVERNEMENT
DU GRAND-DUCHÉ DE LUXEMBOURG
Administration de la navigation aérienne

Luxembourg Airport

Noise Distribution by Hour

Between 22/06/2019 00:00:00 and 22/06/2019 23:59:59 (Local Time)

Day	Aircraft Events	Total LDEN dB (A)	Aircraft LDEN dB(A)	Background LDEN dB(A)	Total LDay dB(A)	Total LEvening dB(A)	Total LNight dB (A)
22/06/19 7:00	3	50.2	45.7	48.3	50.2	-	-
22/06/19 8:00	5	60.7	60.5	48.6	60.7	-	-
22/06/19 9:00	1	54.7	53.5	48.3	54.7	-	-
22/06/19 10:00	3	53.6	49.4	51.6	53.6	-	-
22/06/19 11:00	4	59.1	58.2	52.5	59.1	-	-
22/06/19 12:00	1	55.6	54.1	50.0	55.6	-	-
22/06/19 13:00	4	57.7	56.6	51.1	57.7	-	-
22/06/19 14:00	2	52.4	45.3	51.5	52.4	-	-
22/06/19 15:00	1	55.8	54.9	48.1	55.8	-	-
22/06/19 16:00	-	49.1	-	49.1	49.1	-	-
22/06/19 17:00	1	56.9	47.8	56.4	56.9	-	-
22/06/19 18:00	2	56.9	56.2	48.8	56.9	-	-
22/06/19 19:00	2	57.9	55.1	54.7	-	57.9	-
22/06/19 20:00	1	66.5	66.2	52.5	-	66.5	-
22/06/19 21:00	-	51.5	-	51.5	-	51.5	-
22/06/19 22:00	4	64.5	64.3	51.2	-	64.5	-
22/06/19 23:00	2	75.9	67.4	75.5	-	-	75.9
23/06/19 0:00	-	49.8	-	49.8	-	-	49.8
23/06/19 1:00	-	47.8	-	47.8	-	-	47.8
23/06/19 2:00	-	49.7	-	49.7	-	-	49.7
23/06/19 3:00	-	46.8	-	46.8	-	-	46.8
23/06/19 4:00	-	50.1	-	50.1	-	-	50.1
23/06/19 5:00	-	53.1	-	53.1	-	-	53.1
23/06/19 6:00	4	64.4	63.2	58.5	-	-	64.4
	40	**63.6**	**58.9**	**62.1**	**56.4**	**63.0**	**67.2**

Location: Roodt/Syr NMT # 1

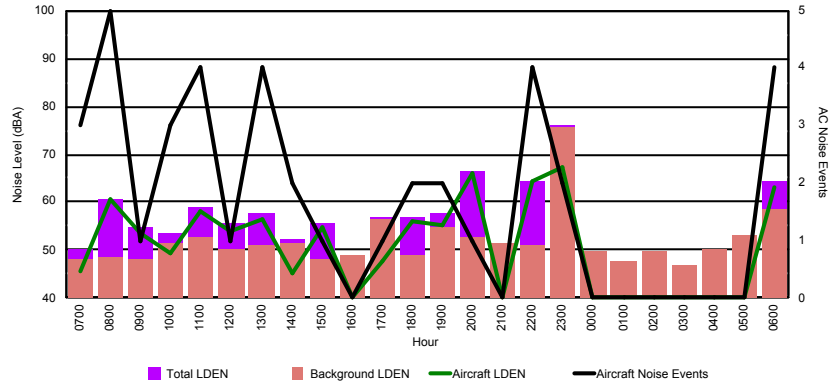

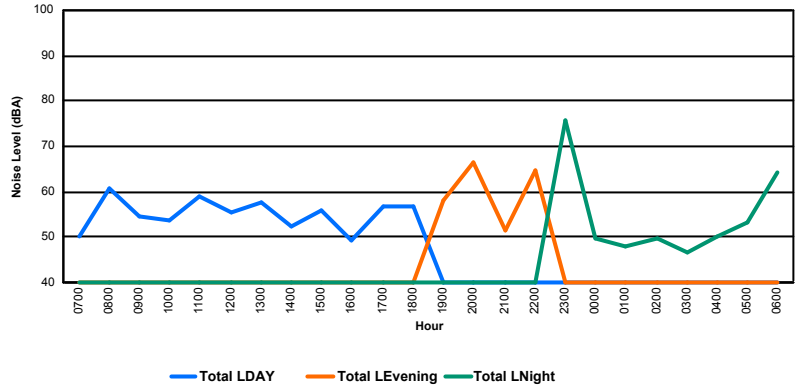

LE GOUVERNEMENT
DU GRAND-DUCHÉ DE LUXEMBOURG
Administration de la navigation aérienne

Luxembourg Airport

Noise Distribution by Hour

Between 22/06/2019 00:00:00 and 22/06/2019 23:59:59 (Local Time)

Day	Aircraft Events	Total LDEN dB (A)	Aircraft LDEN dB(A)	Background LDEN dB(A)	Total LDay dB(A)	Total LEvening dB(A)	Total LNight dB (A)
22/06/19 7:00	6	65.9	65.0	59.3	65.9	-	-
22/06/19 8:00	9	71.2	70.6	62.2	71.2	-	-
22/06/19 9:00	8	65.2	64.7	56.2	65.2	-	-
22/06/19 10:00	11	71.3	71.0	59.1	71.3	-	-
22/06/19 11:00	21	71.9	71.7	59.8	71.9	-	-
22/06/19 12:00	6	65.4	64.8	55.9	65.4	-	-
22/06/19 13:00	16	72.7	72.6	58.5	72.7	-	-
22/06/19 14:00	17	66.1	65.6	56.6	66.1	-	-
22/06/19 15:00	9	66.2	65.3	59.0	66.2	-	-
22/06/19 16:00	5	64.2	63.3	57.4	64.2	-	-
22/06/19 17:00	10	66.6	66.0	58.3	66.6	-	-
22/06/19 18:00	10	70.1	69.8	59.2	70.1	-	-
22/06/19 19:00	4	73.6	72.8	65.8	-	73.6	-
22/06/19 20:00	4	74.9	74.6	63.8	-	74.9	-
22/06/19 21:00	2	70.3	69.0	64.4	-	70.3	-
22/06/19 22:00	7	77.2	77.0	64.8	-	77.2	-
22/06/19 23:00	3	81.2	81.0	68.0	-	-	81.2
23/06/19 0:00	-	58.2	-	58.3	-	-	58.2
23/06/19 1:00	-	57.0	-	57.0	-	-	57.0
23/06/19 2:00	-	53.8	-	53.8	-	-	53.8
23/06/19 3:00	-	53.7	-	53.7	-	-	53.7
23/06/19 4:00	-	62.7	-	62.9	-	-	62.7
23/06/19 5:00	-	65.4	-	65.6	-	-	65.4
23/06/19 6:00	7	80.7	80.2	71.1	-	-	80.7
	155	**72.9**	**72.5**	**63.0**	**69.1**	**74.7**	**75.1**

Location: Mid Runway NMT # 3

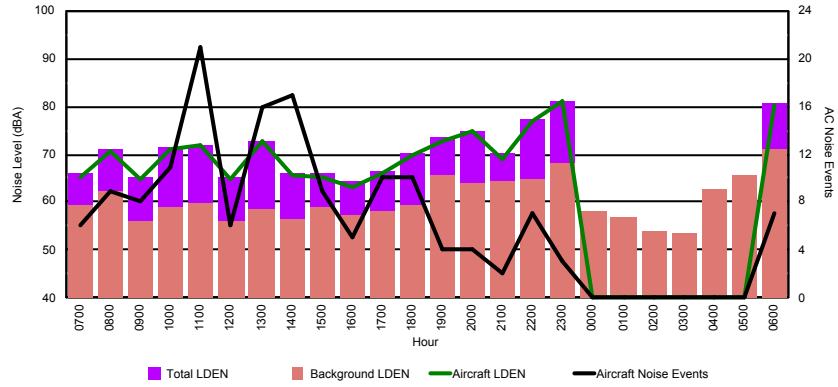

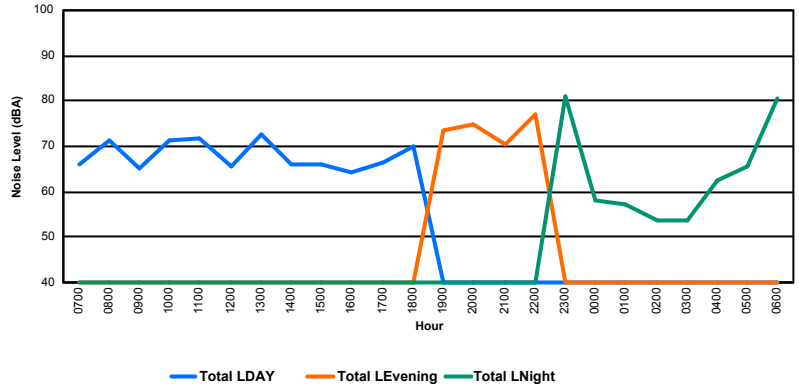

LE GOUVERNEMENT
DU GRAND-DUCHÉ DE LUXEMBOURG
Administration de la navigation aérienne

Luxembourg Airport

Noise Distribution by Hour

Between 22/06/2019 00:00:00 and 22/06/2019 23:59:59 (Local Time)

Day	Aircraft Events	Total LDEN dB (A)	Aircraft LDEN dB(A)	Background LDEN dB(A)	Total LDay dB(A)	Total LEvening dB(A)	Total LNight dB (A)
22/06/19 7:00	7	69.6	69.1	62.2	69.6	-	-
22/06/19 8:00	4	68.4	67.4	63.3	68.4	-	-
22/06/19 9:00	8	65.3	63.3	61.2	65.3	-	-
22/06/19 10:00	10	67.3	66.0	61.6	67.3	-	-
22/06/19 11:00	10	66.8	65.2	62.0	66.8	-	-
22/06/19 12:00	10	68.2	67.2	61.6	68.2	-	-
22/06/19 13:00	5	63.9	60.3	61.5	63.9	-	-
22/06/19 14:00	4	62.7	58.5	60.7	62.7	-	-
22/06/19 15:00	5	64.9	62.7	60.9	64.9	-	-
22/06/19 16:00	3	65.2	64.0	59.2	65.2	-	-
22/06/19 17:00	11	69.6	69.3	58.3	69.6	-	-
22/06/19 18:00	4	62.5	59.8	59.3	62.5	-	-
22/06/19 19:00	5	73.2	72.5	64.8	-	73.2	-
22/06/19 20:00	7	72.6	72.0	63.1	-	72.6	-
22/06/19 21:00	5	68.1	66.8	62.3	-	68.1	-
22/06/19 22:00	9	71.4	70.7	63.6	-	71.4	-
22/06/19 23:00	3	72.7	71.3	67.1	-	-	72.7
23/06/19 0:00	-	68.2	-	69.7	-	-	68.2
23/06/19 1:00	-	66.4	-	67.7	-	-	66.4
23/06/19 2:00	-	65.3	-	66.4	-	-	65.3
23/06/19 3:00	-	64.0	-	64.0	-	-	64.0
23/06/19 4:00	-	64.3	-	64.3	-	-	64.3
23/06/19 5:00	-	66.1	-	66.6	-	-	66.1
23/06/19 6:00	4	74.1	73.0	68.1	-	-	74.1
	114	**68.9**	**67.3**	**64.4**	**66.8**	**71.7**	**69.3**

Location: NDB-Hamm NMT # 4

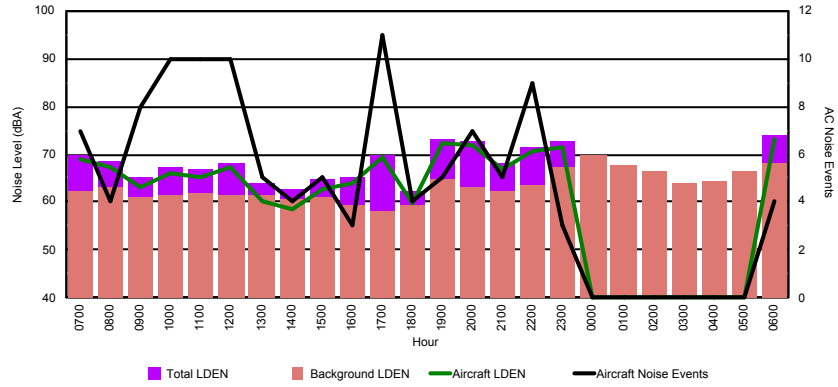

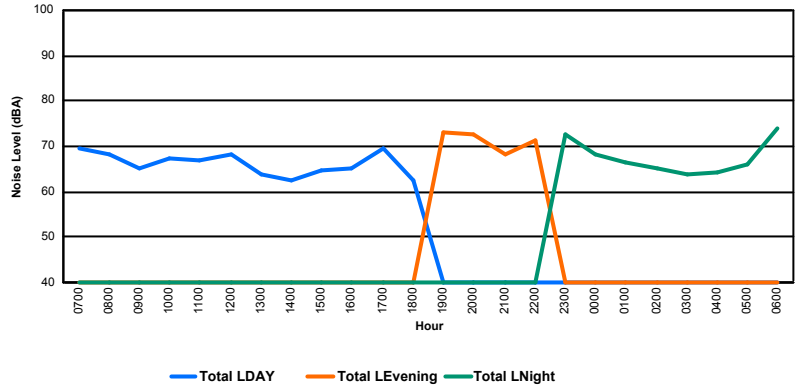

LE GOUVERNEMENT
DU GRAND-DUCHÉ DE LUXEMBOURG
Administration de la navigation aérienne

Luxembourg Airport

Noise Distribution by Hour

Between 23/06/2019 00:00:00 and 23/06/2019 23:59:59 (Local Time)

Day	Aircraft Events	Total LDEN dB (A)	Aircraft LDEN dB(A)	Background LDEN dB(A)	Total LDay dB(A)	Total LEvening dB(A)	Total LNight dB (A)
23/06/19 7:00	3	56.1	55.4	48.1	56.1	-	-
23/06/19 8:00	1	48.6	43.0	47.1	48.6	-	-
23/06/19 9:00	2	57.0	56.4	48.2	57.0	-	-
23/06/19 10:00	3	53.4	51.6	48.8	53.4	-	-
23/06/19 11:00	1	51.7	42.4	51.2	51.7	-	-
23/06/19 12:00	2	52.0	49.4	48.7	52.0	-	-
23/06/19 13:00	-	50.6	-	50.7	50.6	-	-
23/06/19 14:00	-	49.6	-	49.6	49.6	-	-
23/06/19 15:00	2	54.4	53.2	48.3	54.4	-	-
23/06/19 16:00	5	60.7	58.1	57.8	60.7	-	-
23/06/19 17:00	4	60.4	59.8	50.7	60.4	-	-
23/06/19 18:00	3	54.9	50.6	52.9	54.9	-	-
23/06/19 19:00	2	60.7	58.2	57.2	-	60.7	-
23/06/19 20:00	-	53.6	-	53.6	-	53.6	-
23/06/19 21:00	2	63.6	63.3	51.8	-	63.6	-
23/06/19 22:00	5	65.2	65.0	52.2	-	65.2	-
23/06/19 23:00	3	70.2	70.1	54.1	-	-	70.2
24/06/19 0:00	1	57.9	57.4	47.4	-	-	57.9
24/06/19 1:00	-	47.1	-	47.1	-	-	47.1
24/06/19 2:00	-	45.7	-	45.7	-	-	45.7
24/06/19 3:00	-	46.9	-	46.9	-	-	46.9
24/06/19 4:00	-	51.7	-	51.7	-	-	51.7
24/06/19 5:00	-	57.6	-	57.7	-	-	57.6
24/06/19 6:00	7	66.9	65.7	61.0	-	-	66.9
	46	**60.7**	**59.9**	**53.3**	**55.8**	**62.4**	**63.2**

Location: Roodt/Syr NMT # 1

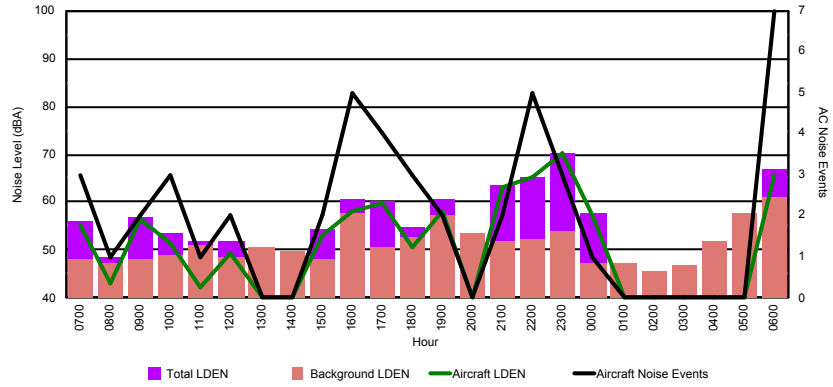

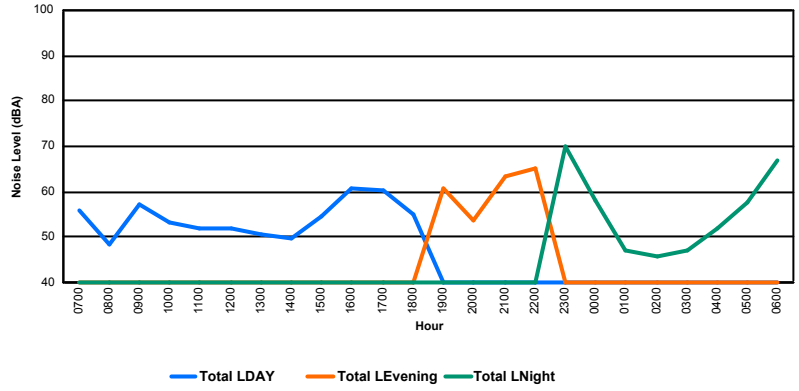

LE GOUVERNEMENT
DU GRAND-DUCHÉ DE LUXEMBOURG
Administration de la navigation aérienne

Luxembourg Airport

Noise Distribution by Hour

Between 23/06/2019 00:00:00 and 23/06/2019 23:59:59 (Local Time)

Day	Aircraft Events	Total LDEN dB (A)	Aircraft LDEN dB(A)	Background LDEN dB(A)	Total LDay dB(A)	Total LEvening dB(A)	Total LNight dB (A)
23/06/19 7:00	7	69.6	68.7	62.3	69.6	-	-
23/06/19 8:00	4	62.6	61.5	56.4	62.6	-	-
23/06/19 9:00	8	70.1	69.6	56.5	70.1	-	-
23/06/19 10:00	9	68.9	68.8	59.2	68.9	-	-
23/06/19 11:00	9	66.5	65.1	60.9	66.5	-	-
23/06/19 12:00	6	65.1	64.8	52.4	65.1	-	-
23/06/19 13:00	4	66.3	64.7	61.4	66.3	-	-
23/06/19 14:00	12	67.2	64.8	63.4	67.2	-	-
23/06/19 15:00	5	71.9	71.8	55.9	71.9	-	-
23/06/19 16:00	10	71.2	71.0	58.3	71.2	-	-
23/06/19 17:00	12	73.4	73.3	58.1	73.4	-	-
23/06/19 18:00	9	68.3	67.9	56.7	68.3	-	-
23/06/19 19:00	10	73.1	72.9	61.2	-	73.1	-
23/06/19 20:00	10	75.6	75.0	66.7	-	75.6	-
23/06/19 21:00	3	74.9	74.5	64.3	-	74.9	-
23/06/19 22:00	5	77.8	77.5	64.9	-	77.8	-
23/06/19 23:00	4	82.6	82.4	69.5	-	-	82.6
24/06/19 0:00	-	64.1	-	63.1	-	-	64.1
24/06/19 1:00	-	58.2	-	58.3	-	-	58.2
24/06/19 2:00	-	60.8	-	60.9	-	-	60.8
24/06/19 3:00	-	51.6	-	51.6	-	-	51.6
24/06/19 4:00	-	58.6	-	58.6	-	-	58.6
24/06/19 5:00	-	65.5	-	65.7	-	-	65.5
24/06/19 6:00	14	82.7	82.4	72.2	-	-	82.7
	141	**74.2**	**73.8**	**63.7**	**69.4**	**75.7**	**76.7**

Location: Mid Runway NMT # 3

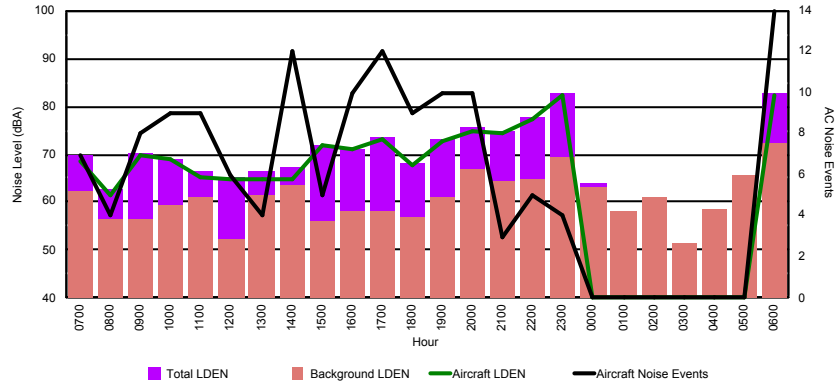

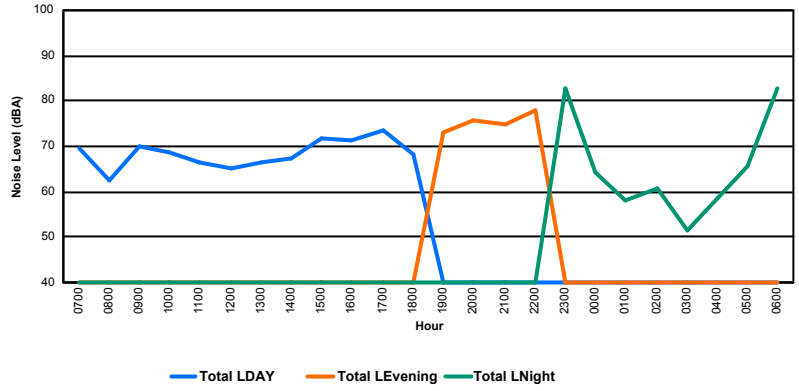

LE GOUVERNEMENT
DU GRAND-DUCHÉ DE LUXEMBOURG
Administration de la navigation aérienne

Luxembourg Airport

Noise Distribution by Hour

Between 23/06/2019 00:00:00 and 23/06/2019 23:59:59 (Local Time)

Day	Aircraft Events	Total LDEN dB (A)	Aircraft LDEN dB(A)	Background LDEN dB(A)	Total LDay dB(A)	Total LEvening dB(A)	Total LNight dB (A)
23/06/19 7:00	5	68.9	68.7	55.9	68.9	-	-
23/06/19 8:00	5	59.6	57.2	56.3	59.6	-	-
23/06/19 9:00	5	66.5	65.9	57.8	66.5	-	-
23/06/19 10:00	5	66.7	66.1	58.1	66.7	-	-
23/06/19 11:00	6	67.6	66.9	58.9	67.6	-	-
23/06/19 12:00	9	63.8	62.2	59.0	63.8	-	-
23/06/19 13:00	7	68.9	68.5	59.1	68.9	-	-
23/06/19 14:00	6	67.6	66.9	59.3	67.6	-	-
23/06/19 15:00	9	69.5	69.0	59.4	69.5	-	-
23/06/19 16:00	6	67.1	66.2	59.7	67.1	-	-
23/06/19 17:00	12	70.1	69.7	60.0	70.1	-	-
23/06/19 18:00	10	70.2	69.8	59.6	70.2	-	-
23/06/19 19:00	11	76.4	76.1	64.4	-	76.4	-
23/06/19 20:00	4	74.5	74.2	63.0	-	74.5	-
23/06/19 21:00	2	65.8	62.7	62.9	-	65.8	-
23/06/19 22:00	9	70.3	69.5	63.1	-	70.3	-
23/06/19 23:00	8	74.9	74.2	67.2	-	-	74.9
24/06/19 0:00	2	70.6	69.2	66.1	-	-	70.6
24/06/19 1:00	-	63.1	-	63.7	-	-	63.1
24/06/19 2:00	1	72.2	71.7	63.3	-	-	72.2
24/06/19 3:00	-	65.2	-	65.6	-	-	65.2
24/06/19 4:00	-	67.0	-	67.7	-	-	67.0
24/06/19 5:00	-	70.4	-	71.8	-	-	70.4
24/06/19 6:00	5	75.2	72.3	75.4	-	-	75.2
	127	**70.6**	**69.4**	**65.8**	**67.9**	**73.3**	**71.5**

Location: NDB-Hamm NMT # 4

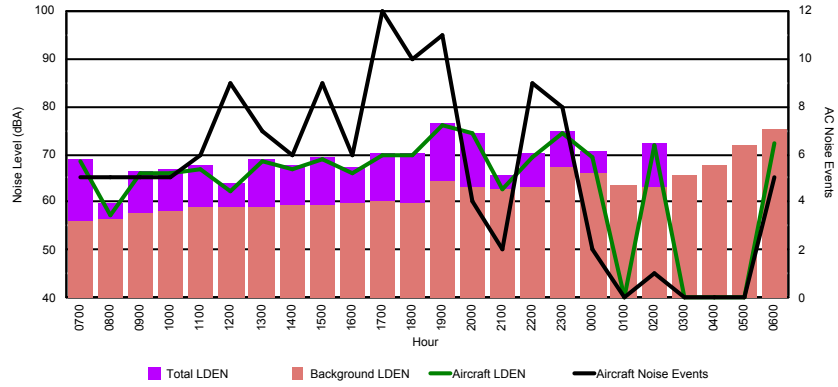

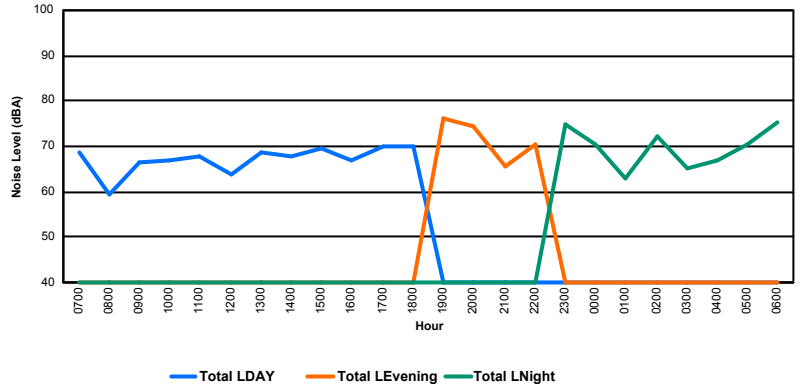

LE GOUVERNEMENT
DU GRAND-DUCHÉ DE LUXEMBOURG
Administration de la navigation aérienne

Luxembourg Airport

Noise Distribution by Hour

Between 24/06/2019 00:00:00 and 24/06/2019 23:59:59 (Local Time)

Day	Aircraft Events	Total LDEN dB (A)	Aircraft LDEN dB(A)	Background LDEN dB(A)	Total LDay dB(A)	Total LEvening dB(A)	Total LNight dB (A)
24/06/19 7:00	6	57.7	57.0	50.0	57.7	-	-
24/06/19 8:00	2	50.0	45.0	48.5	50.0	-	-
24/06/19 9:00	1	56.6	55.6	49.5	56.6	-	-
24/06/19 10:00	4	53.4	49.4	51.3	53.4	-	-
24/06/19 11:00	3	57.1	51.9	55.7	57.1	-	-
24/06/19 12:00	1	51.1	45.9	49.5	51.1	-	-
24/06/19 13:00	1	50.7	45.8	49.0	50.7	-	-
24/06/19 14:00	1	51.7	41.1	51.4	51.7	-	-
24/06/19 15:00	5	57.2	56.2	50.3	57.2	-	-
24/06/19 16:00	1	52.3	45.2	51.4	52.3	-	-
24/06/19 17:00	2	51.2	48.6	47.8	51.2	-	-
24/06/19 18:00	1	49.9	42.8	49.0	49.9	-	-
24/06/19 19:00	2	54.9	50.6	53.0	-	54.9	-
24/06/19 20:00	3	61.7	61.0	53.7	-	61.7	-
24/06/19 21:00	2	54.9	52.5	51.4	-	54.9	-
24/06/19 22:00	1	51.4	49.5	47.0	-	51.4	-
24/06/19 23:00	4	68.0	67.8	54.5	-	-	68.0
25/06/19 0:00	-	49.0	-	49.0	-	-	49.0
25/06/19 1:00	-	50.5	-	50.5	-	-	50.5
25/06/19 2:00	-	54.6	-	54.6	-	-	54.6
25/06/19 3:00	-	50.3	-	50.3	-	-	50.3
25/06/19 4:00	1	53.8	46.0	53.1	-	-	53.8
25/06/19 5:00	-	61.1	-	61.1	-	-	61.1
25/06/19 6:00	10	69.1	68.7	59.1	-	-	69.1
	51	**59.6**	**58.5**	**53.4**	**54.3**	**57.5**	**63.2**

Location: Roodt/Syr NMT # 1

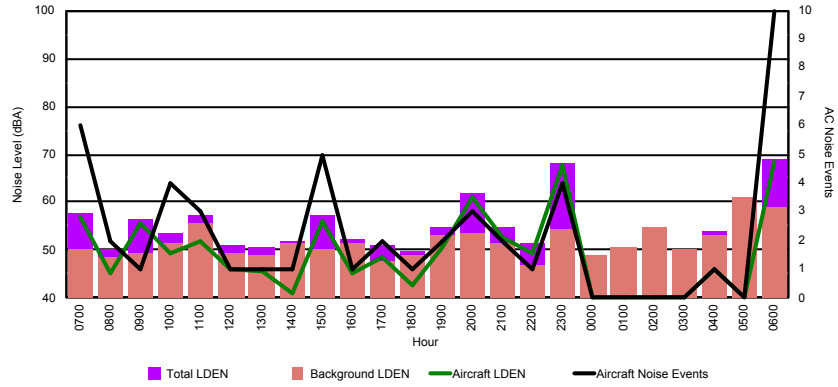

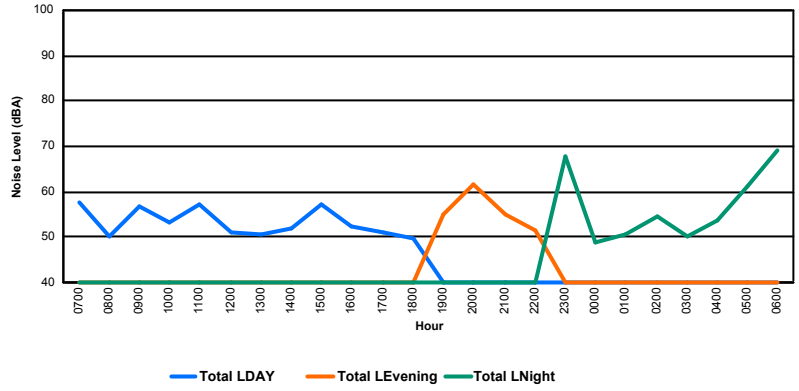

LE GOUVERNEMENT
DU GRAND-DUCHÉ DE LUXEMBOURG
Administration de la navigation aérienne

Luxembourg Airport

Noise Distribution by Hour

Between 24/06/2019 00:00:00 and 24/06/2019 23:59:59 (Local Time)

Day	Aircraft Events	Total LDEN dB (A)	Aircraft LDEN dB(A)	Background LDEN dB(A)	Total LDay dB(A)	Total LEvening dB(A)	Total LNight dB (A)
24/06/19 7:00	7	66.8	66.2	58.1	66.8	-	-
24/06/19 8:00	18	67.4	66.9	59.3	67.4	-	-
24/06/19 9:00	11	70.0	69.6	57.6	70.0	-	-
24/06/19 10:00	10	70.2	70.1	54.2	70.2	-	-
24/06/19 11:00	8	65.5	64.9	56.7	65.5	-	-
24/06/19 12:00	8	67.2	67.1	52.3	67.2	-	-
24/06/19 13:00	12	64.9	64.6	52.9	64.9	-	-
	74	**67.8**	**67.5**	**56.6**	**67.8**	**0.0**	**0.0**

Location: Mid Runway NMT # 3

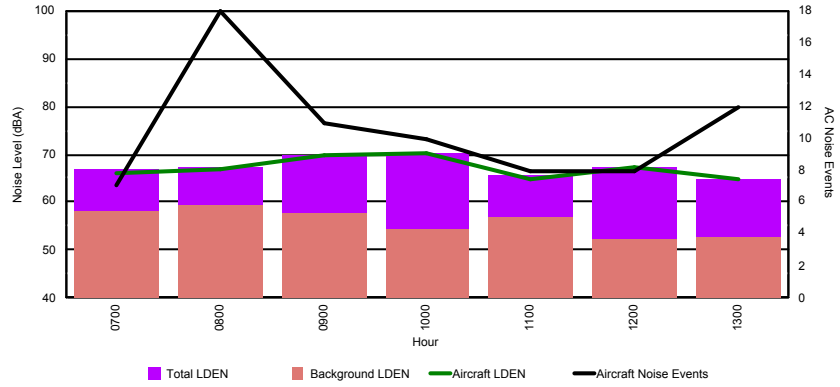

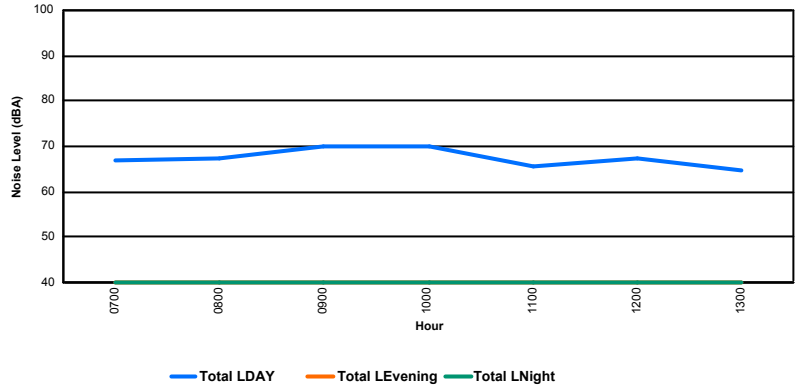

LE GOUVERNEMENT
DU GRAND-DUCHÉ DE LUXEMBOURG
Administration de la navigation aérienne

Luxembourg Airport

Noise Distribution by Hour

Between 24/06/2019 00:00:00 and 24/06/2019 23:59:59 (Local Time)

Day	Aircraft Events	Total LDEN dB (A)	Aircraft LDEN dB(A)	Background LDEN dB(A)	Total LDay dB(A)	Total LEvening dB(A)	Total LNight dB (A)
24/06/19 7:00	3	64.1	58.2	66.0	64.1	-	-
24/06/19 8:00	15	69.6	69.2	64.9	69.6	-	-
24/06/19 9:00	12	66.4	64.7	61.8	66.4	-	-
24/06/19 10:00	14	66.2	64.4	62.0	66.2	-	-
24/06/19 11:00	5	65.3	63.2	61.4	65.3	-	-
24/06/19 12:00	5	66.0	64.4	61.0	66.0	-	-
24/06/19 13:00	6	63.1	59.5	60.7	63.1	-	-
24/06/19 14:00	10	67.7	66.7	61.0	67.7	-	-
24/06/19 15:00	7	64.7	62.5	61.0	64.7	-	-
24/06/19 16:00	7	66.3	65.0	60.3	66.3	-	-
24/06/19 17:00	8	66.5	65.4	60.0	66.5	-	-
24/06/19 18:00	11	66.1	65.0	60.0	66.1	-	-
24/06/19 19:00	8	71.1	70.0	64.6	-	71.1	-
24/06/19 20:00	10	74.2	73.7	64.2	-	74.2	-
24/06/19 21:00	4	69.1	67.6	63.7	-	69.1	-
24/06/19 22:00	14	73.8	73.4	63.9	-	73.8	-
24/06/19 23:00	4	77.2	76.8	67.5	-	-	77.2
25/06/19 0:00	3	76.3	76.0	65.3	-	-	76.3
25/06/19 1:00	-	63.7	-	64.4	-	-	63.7
25/06/19 2:00	3	70.6	69.9	63.4	-	-	70.6
25/06/19 3:00	1	72.4	71.7	64.0	-	-	72.4
25/06/19 4:00	1	65.9	49.7	66.3	-	-	65.9
25/06/19 5:00	-	70.5	-	71.7	-	-	70.5
25/06/19 6:00	5	75.2	72.1	83.3	-	-	75.2
	156	**70.9**	**69.7**	**70.7**	**66.3**	**72.5**	**73.4**

Location: NDB-Hamm NMT # 4

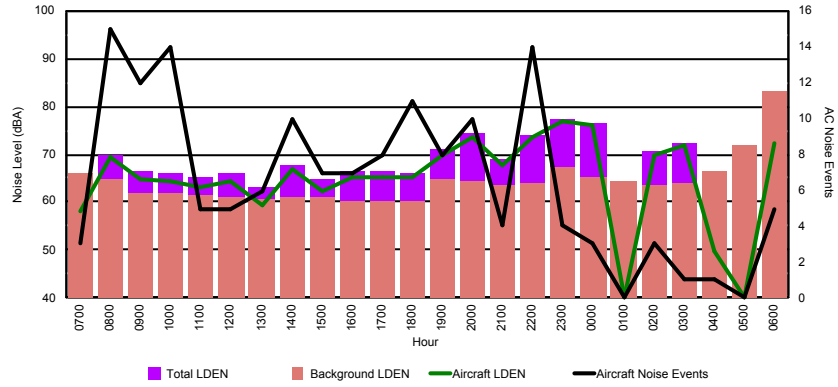

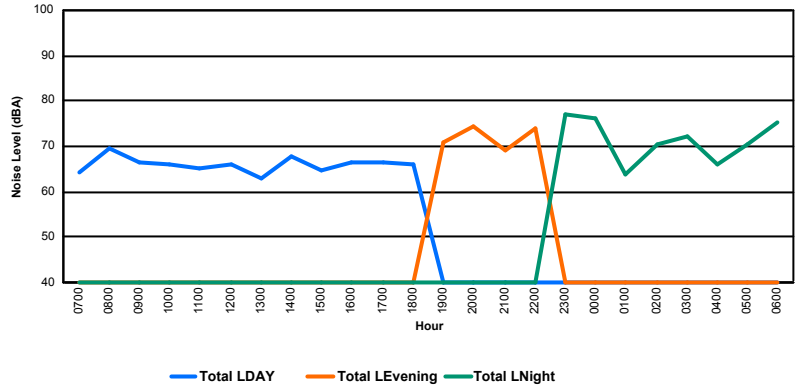

LE GOUVERNEMENT
DU GRAND-DUCHÉ DE LUXEMBOURG
Administration de la navigation aérienne

Luxembourg Airport

Noise Distribution by Hour

Between 25/06/2019 00:00:00 and 25/06/2019 23:59:59 (Local Time)

Day	Aircraft Events	Total LDEN dB (A)	Aircraft LDEN dB(A)	Background LDEN dB(A)	Total LDay dB(A)	Total LEvening dB(A)	Total LNight dB (A)
25/06/19 7:00	1	57.8	56.5	52.0	57.8	-	-
25/06/19 8:00	2	49.2	44.3	47.6	49.2	-	-
25/06/19 9:00	-	48.3	-	48.3	48.3	-	-
25/06/19 10:00	6	61.7	59.7	57.5	61.7	-	-
25/06/19 11:00	9	58.5	57.2	52.7	58.5	-	-
25/06/19 12:00	5	58.2	57.5	50.3	58.2	-	-
25/06/19 13:00	6	54.9	52.5	51.3	54.9	-	-
25/06/19 14:00	6	56.2	54.1	52.3	56.2	-	-
25/06/19 15:00	5	54.0	50.7	51.5	54.0	-	-
25/06/19 16:00	6	55.4	53.3	51.6	55.4	-	-
25/06/19 17:00	6	57.3	55.7	52.4	57.3	-	-
25/06/19 18:00	6	55.6	51.4	53.8	55.6	-	-
25/06/19 19:00	7	64.1	59.6	62.5	-	64.1	-
25/06/19 20:00	5	61.9	61.0	54.7	-	61.9	-
25/06/19 21:00	6	59.6	57.1	56.2	-	59.6	-
25/06/19 22:00	14	61.1	60.3	54.2	-	61.1	-
25/06/19 23:00	-	61.4	-	61.4	-	-	61.4
26/06/19 0:00	1	60.8	60.5	48.7	-	-	60.8
26/06/19 1:00	-	46.3	-	46.3	-	-	46.3
26/06/19 2:00	-	46.2	-	46.2	-	-	46.2
26/06/19 3:00	-	45.2	-	45.2	-	-	45.2
26/06/19 4:00	-	52.0	-	52.0	-	-	52.0
26/06/19 5:00	1	57.5	46.1	57.2	-	-	57.5
26/06/19 6:00	5	67.3	66.9	57.8	-	-	67.3
	97	**59.4**	**57.5**	**55.1**	**56.9**	**62.0**	**60.4**

Location: Roodt/Syr NMT # 1

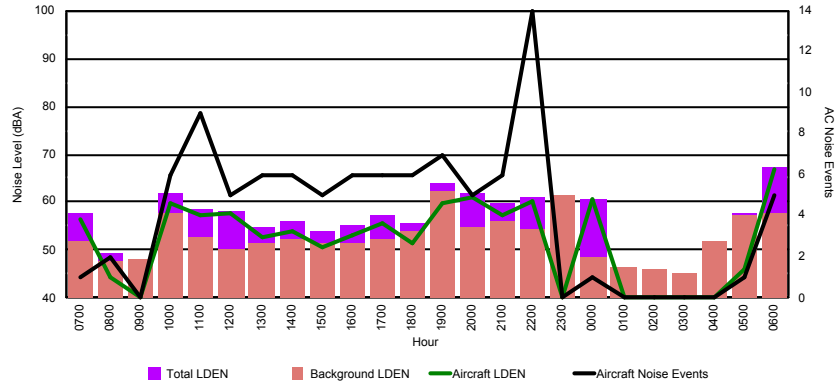

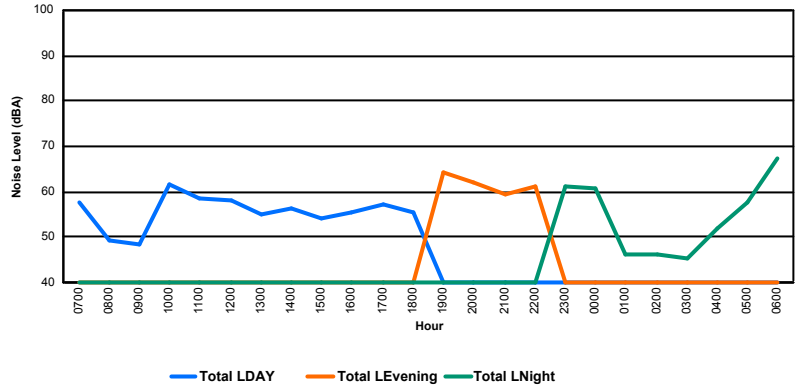

LE GOUVERNEMENT
DU GRAND-DUCHÉ DE LUXEMBOURG
Administration de la navigation aérienne

Luxembourg Airport

Noise Distribution by Hour

Between 25/06/2019 00:00:00 and 25/06/2019 23:59:59 (Local Time)

Day	Aircraft Events	Total LDEN dB (A)	Aircraft LDEN dB(A)	Background LDEN dB(A)	Total LDay dB(A)	Total LEvening dB(A)	Total LNight dB (A)
25/06/19 7:00	5	68.4	67.4	72.1	68.4	-	-
25/06/19 8:00	9	63.5	60.9	63.8	63.5	-	-
25/06/19 9:00	11	64.8	62.5	61.4	64.8	-	-
25/06/19 10:00	11	65.7	64.1	61.1	65.7	-	-
25/06/19 11:00	8	65.3	63.4	61.0	65.3	-	-
25/06/19 12:00	9	64.4	62.2	60.5	64.4	-	-
25/06/19 13:00	2	61.8	55.1	60.8	61.8	-	-
25/06/19 14:00	10	63.6	61.0	60.3	63.6	-	-
25/06/19 15:00	11	68.3	67.7	59.6	68.3	-	-
25/06/19 16:00	11	69.6	69.3	58.2	69.6	-	-
25/06/19 17:00	9	61.2	58.8	57.6	61.2	-	-
25/06/19 18:00	9	62.4	60.5	58.4	62.4	-	-
25/06/19 19:00	6	65.9	63.1	62.9	-	65.9	-
25/06/19 20:00	5	71.5	70.9	61.9	-	71.5	-
25/06/19 21:00	3	67.2	65.9	61.5	-	67.2	-
25/06/19 22:00	6	76.4	76.3	62.4	-	76.4	-
25/06/19 23:00	1	74.3	73.5	66.4	-	-	74.3
26/06/19 0:00	-	64.6	-	65.6	-	-	64.6
26/06/19 1:00	-	62.4	-	63.0	-	-	62.4
26/06/19 2:00	-	64.1	-	64.9	-	-	64.1
26/06/19 3:00	-	64.1	-	64.3	-	-	64.1
26/06/19 4:00	-	66.3	-	66.7	-	-	66.3
26/06/19 5:00	-	69.9	-	71.3	-	-	69.9
26/06/19 6:00	5	76.1	74.3	74.6	-	-	76.1
	131	**69.3**	**67.8**	**66.1**	**65.7**	**72.2**	**70.6**

Location: NDB-Hamm NMT # 4

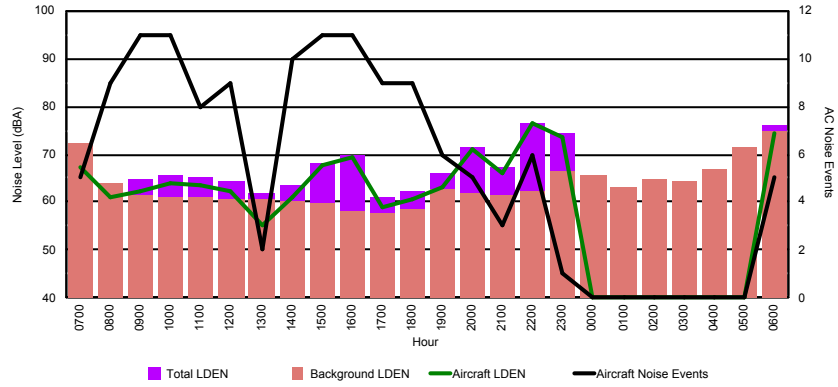

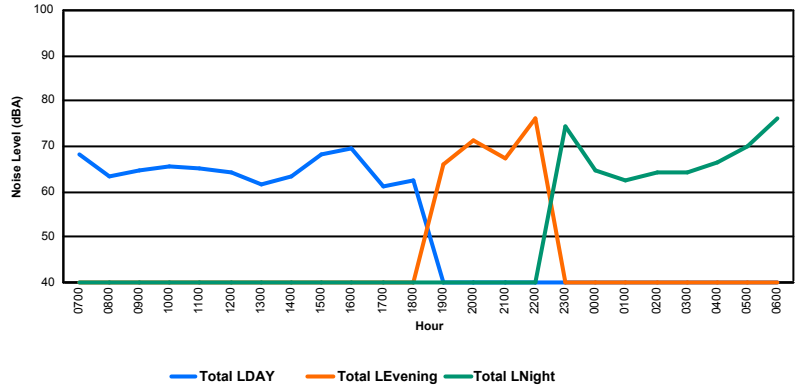

LE GOUVERNEMENT
DU GRAND-DUCHÉ DE LUXEMBOURG
Administration de la navigation aérienne

Luxembourg Airport

Noise Distribution by Hour

Between 26/06/2019 00:00:00 and 26/06/2019 23:59:59 (Local Time)

Day	Aircraft Events	Total LDEN dB (A)	Aircraft LDEN dB(A)	Background LDEN dB(A)	Total LDay dB(A)	Total LEvening dB(A)	Total LNight dB (A)
26/06/19 7:00	4	52.7	48.4	50.8	52.7	-	-
26/06/19 8:00	4	57.5	57.0	46.9	57.5	-	-
26/06/19 9:00	-	49.0	-	49.0	49.0	-	-
26/06/19 10:00	3	54.8	53.4	49.6	54.8	-	-
26/06/19 11:00	6	56.7	55.9	49.2	56.7	-	-
26/06/19 12:00	-	47.2	-	47.3	47.2	-	-
26/06/19 13:00	2	55.6	51.7	53.5	55.6	-	-
26/06/19 14:00	1	54.3	41.4	54.0	54.3	-	-
26/06/19 15:00	2	56.3	53.7	52.9	56.3	-	-
26/06/19 16:00	2	55.3	47.4	54.7	55.3	-	-
26/06/19 17:00	2	54.9	45.3	54.4	54.9	-	-
26/06/19 18:00	6	58.8	56.6	54.9	58.8	-	-
26/06/19 19:00	3	61.9	58.2	59.5	-	61.9	-
26/06/19 20:00	2	60.6	53.7	59.6	-	60.6	-
26/06/19 21:00	2	59.3	51.1	58.6	-	59.3	-
26/06/19 22:00	6	65.5	65.0	56.1	-	65.5	-
26/06/19 23:00	1	61.5	58.5	58.6	-	-	61.5
27/06/19 0:00	-	57.6	-	57.7	-	-	57.6
27/06/19 1:00	-	53.5	-	53.5	-	-	53.5
27/06/19 2:00	-	55.1	-	55.2	-	-	55.1
27/06/19 4:17	-	60.7	-	60.7	-	-	60.7
27/06/19 5:00	-	60.8	-	60.9	-	-	60.8
27/06/19 6:00	7	69.5	67.7	65.2	-	-	69.5
	53	**60.4**	**57.5**	**57.3**	**55.4**	**62.5**	**63.0**

Location: Roodt/Syr NMT # 1

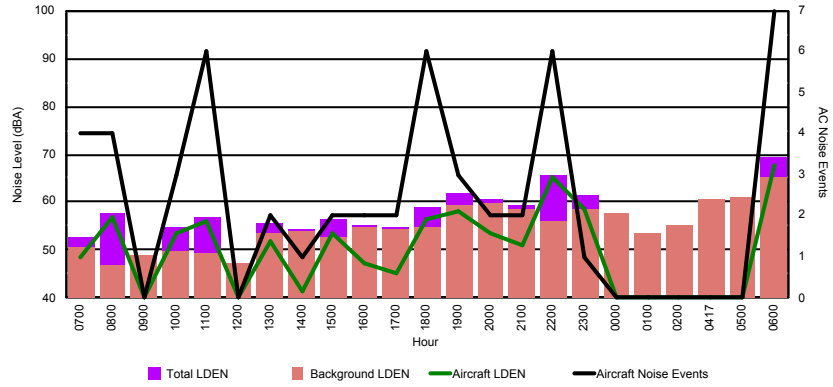

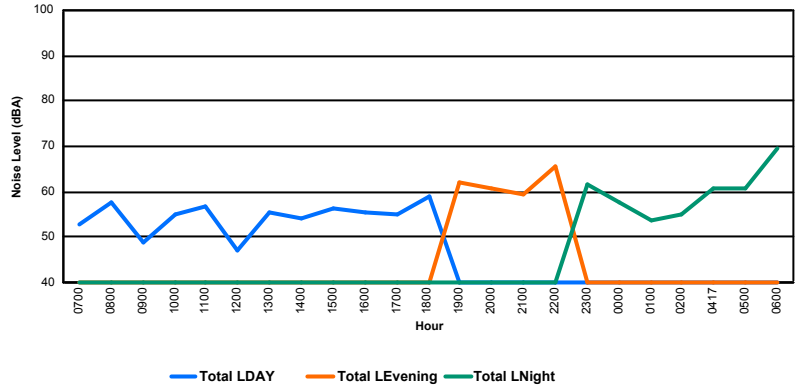

LE GOUVERNEMENT
DU GRAND-DUCHÉ DE LUXEMBOURG
Administration de la navigation aérienne

Luxembourg Airport

Noise Distribution by Hour

Between 26/06/2019 00:00:00 and 26/06/2019 23:59:59 (Local Time)

Day	Aircraft Events	Total LDEN dB (A)	Aircraft LDEN dB(A)	Background LDEN dB(A)	Total LDay dB(A)	Total LEvening dB(A)	Total LNight dB (A)
26/06/19 7:00	-	58.7	-	-	58.7	-	-
26/06/19 8:40	-	70.1	-	-	70.1	-	-
26/06/19 9:00	-	60.3	-	-	60.3	-	-
26/06/19 10:00	-	59.4	-	-	59.4	-	-
26/06/19 11:00	-	65.7	-	-	65.7	-	-
26/06/19 12:00	-	42.8	-	-	42.8	-	-
26/06/19 13:00	-	31.3	-	-	31.3	-	-
26/06/19 14:00	-	60.9	-	-	60.9	-	-
26/06/19 15:00	-	66.7	-	-	66.7	-	-
26/06/19 16:00	-	61.1	-	-	61.1	-	-
26/06/19 17:00	-	66.0	-	-	66.0	-	-
26/06/19 18:00	-	66.9	-	-	66.9	-	-
26/06/19 19:00	-	68.6	-	-	-	68.6	-
26/06/19 20:00	-	67.2	-	-	-	67.2	-
26/06/19 21:00	-	62.0	-	-	-	62.0	-
26/06/19 22:00	-	72.1	-	-	-	72.1	-
26/06/19 23:00	-	63.0	-	-	-	-	63.0
27/06/19 0:00	-	52.0	-	-	-	-	52.0
27/06/19 1:00	-	50.9	-	-	-	-	50.9
27/06/19 2:00	-	50.4	-	-	-	-	50.4
27/06/19 3:00	-	51.5	-	-	-	-	51.5
27/06/19 4:00	-	51.8	-	51.8	-	-	51.8
27/06/19 5:00	-	59.2	-	59.2	-	-	59.2
27/06/19 6:00	13	77.3	77.2	61.0	-	-	77.3
	13	**66.9**	**63.5**	**49.8**	**63.6**	**68.8**	**68.5**

Location: DVOR NMT # 2

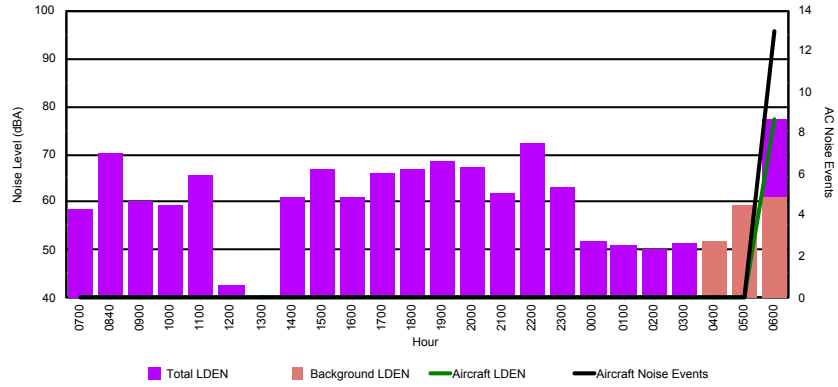

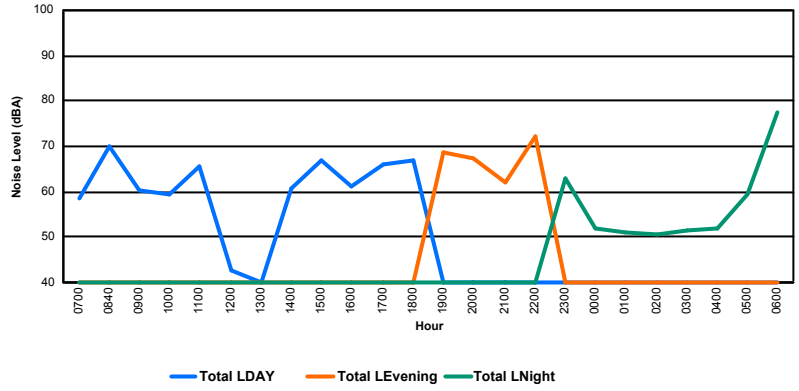

LE GOUVERNEMENT
DU GRAND-DUCHÉ DE LUXEMBOURG
Administration de la navigation aérienne

Luxembourg Airport

Noise Distribution by Hour

Between 26/06/2019 00:00:00 and 26/06/2019 23:59:59 (Local Time)

Day	Aircraft Events	Total LDEN dB (A)	Aircraft LDEN dB(A)	Background LDEN dB(A)	Total LDay dB(A)	Total LEvening dB(A)	Total LNight dB (A)
26/06/19 7:00	5	61.3	59.0	57.7	61.3	-	-
26/06/19 8:00	10	66.7	66.1	58.3	66.7	-	-
26/06/19 9:00	5	64.0	62.6	58.5	64.0	-	-
26/06/19 10:00	11	64.6	63.1	59.5	64.6	-	-
26/06/19 11:00	11	67.2	66.3	60.0	67.2	-	-
26/06/19 12:00	4	59.3	57.0	55.6	59.3	-	-
26/06/19 13:00	6	64.8	62.9	60.3	64.8	-	-
26/06/19 14:00	10	62.8	62.0	54.8	62.8	-	-
26/06/19 15:00	6	65.0	63.9	58.4	65.0	-	-
26/06/19 16:00	6	64.7	63.8	57.3	64.7	-	-
26/06/19 17:00	7	66.7	65.8	59.4	66.7	-	-
26/06/19 18:00	16	68.6	68.0	59.3	68.6	-	-
26/06/19 19:00	10	69.4	67.7	64.5	-	69.4	-
26/06/19 20:00	7	70.2	69.6	61.4	-	70.2	-
26/06/19 21:00	4	68.1	65.9	64.3	-	68.1	-
26/06/19 22:00	6	74.7	74.3	64.6	-	74.7	-
26/06/19 23:00	2	75.6	72.8	72.4	-	-	75.6
27/06/19 0:00	-	63.6	-	63.6	-	-	63.6
27/06/19 1:00	-	58.8	-	58.8	-	-	58.8
27/06/19 2:00	-	63.6	-	63.6	-	-	63.6
27/06/19 3:00	-	74.1	-	74.2	-	-	74.1
27/06/19 4:00	-	72.2	-	72.3	-	-	72.2
27/06/19 5:00	-	65.0	-	64.7	-	-	65.0
27/06/19 6:00	14	80.0	79.5	71.7	-	-	80.0
	140	**70.7**	**68.9**	**66.3**	**65.3**	**71.4**	**73.7**

Location: Mid Runway NMT # 3

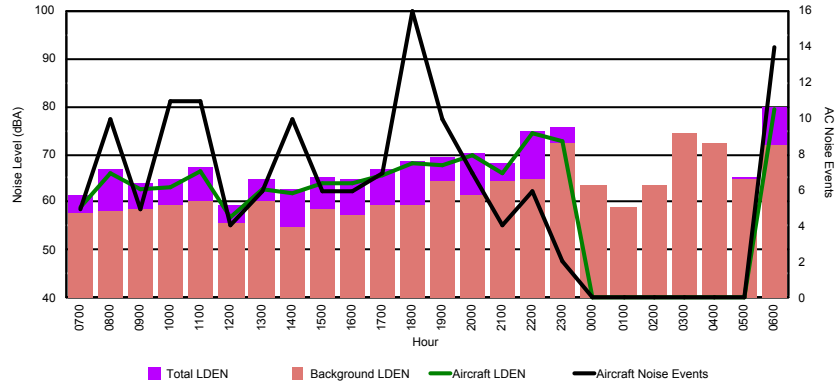

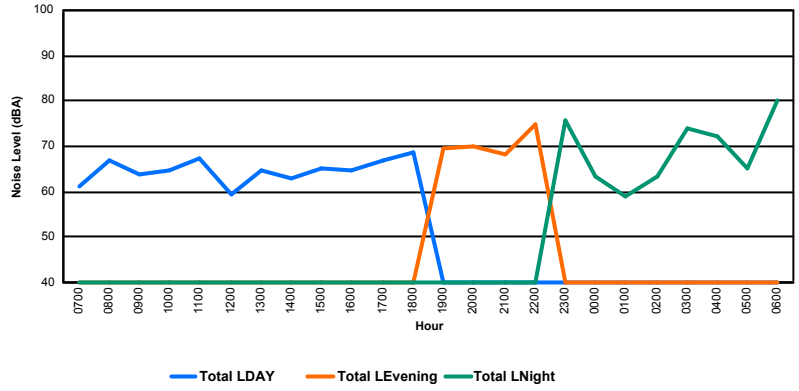

LE GOUVERNEMENT
DU GRAND-DUCHÉ DE LUXEMBOURG
Administration de la navigation aérienne

Luxembourg Airport

Noise Distribution by Hour

Between 26/06/2019 00:00:00 and 26/06/2019 23:59:59 (Local Time)

Day	Aircraft Events	Total LDEN dB (A)	Aircraft LDEN dB(A)	Background LDEN dB(A)	Total LDay dB(A)	Total LEvening dB(A)	Total LNight dB (A)
26/06/19 7:00	6	66.7	64.9	72.4	66.7	-	-
26/06/19 8:40	4	73.1	72.9	59.5	73.1	-	-
26/06/19 9:00	8	64.7	61.0	62.5	64.7	-	-
26/06/19 10:00	12	67.6	66.5	61.3	67.6	-	-
26/06/19 11:00	6	68.8	68.1	60.6	68.8	-	-
26/06/19 12:00	3	65.2	63.6	60.2	65.2	-	-
26/06/19 13:00	7	65.7	64.2	60.4	65.7	-	-
26/06/19 14:00	6	64.7	62.8	60.2	64.7	-	-
26/06/19 15:00	8	66.8	65.8	60.1	66.8	-	-
26/06/19 16:00	5	63.4	61.2	59.5	63.4	-	-
26/06/19 17:00	11	65.6	64.4	59.7	65.6	-	-
26/06/19 18:00	8	64.2	62.3	59.9	64.2	-	-
26/06/19 19:00	8	69.5	68.2	63.7	-	69.5	-
26/06/19 20:00	6	69.7	68.8	62.7	-	69.7	-
26/06/19 21:00	5	68.6	67.1	63.1	-	68.6	-
26/06/19 22:00	20	74.1	73.7	64.2	-	74.1	-
26/06/19 23:00	1	68.0	60.9	67.1	-	-	68.0
27/06/19 0:00	-	64.5	-	65.3	-	-	64.5
27/06/19 1:00	-	62.3	-	62.8	-	-	62.3
27/06/19 2:00	-	62.1	-	62.6	-	-	62.1
27/06/19 3:00	-	63.1	-	63.2	-	-	63.1
27/06/19 4:00	-	66.6	-	67.1	-	-	66.6
27/06/19 5:00	-	70.6	-	72.0	-	-	70.6
27/06/19 6:00	7	80.0	79.2	82.8	-	-	80.0
	131	**70.0**	**68.5**	**70.5**	**66.5**	**71.1**	**72.1**

Location: NDB-Hamm NMT # 4

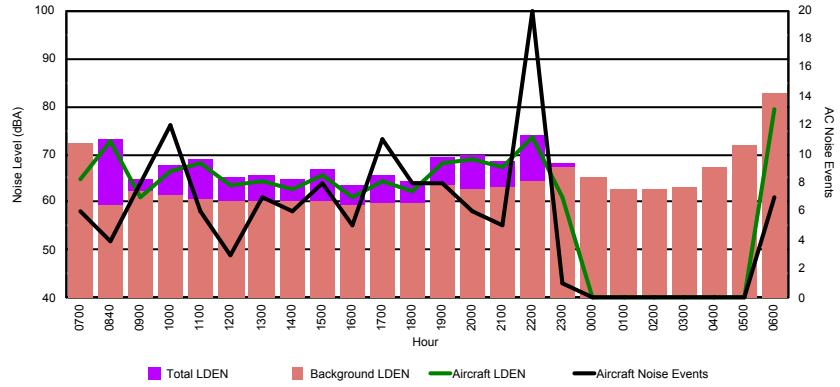

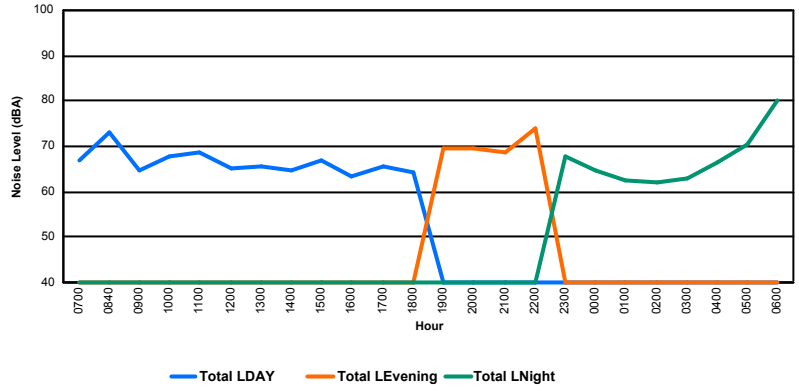

LE GOUVERNEMENT
DU GRAND-DUCHÉ DE LUXEMBOURG
Administration de la navigation aérienne

Luxembourg Airport

Noise Distribution by Hour

Between 27/06/2019 00:00:00 and 27/06/2019 23:59:59 (Local Time)

Day	Aircraft Events	Total LDEN dB (A)	Aircraft LDEN dB(A)	Background LDEN dB(A)	Total LDay dB(A)	Total LEvening dB(A)	Total LNight dB (A)
27/06/19 7:00	5	55.2	43.3	55.1	55.2	-	-
27/06/19 8:00	3	55.5	49.4	54.4	55.5	-	-
27/06/19 9:00	-	53.1	-	53.1	53.1	-	-
27/06/19 10:00	3	58.0	56.4	52.8	58.0	-	-
27/06/19 11:00	2	52.8	48.5	50.9	52.8	-	-
27/06/19 12:00	3	56.2	55.1	49.8	56.2	-	-
27/06/19 13:00	2	55.9	54.3	50.9	55.9	-	-
27/06/19 14:00	1	51.2	42.7	50.6	51.2	-	-
27/06/19 15:00	1	59.3	58.8	49.6	59.3	-	-
27/06/19 16:00	4	54.3	52.3	50.0	54.3	-	-
27/06/19 17:00	3	52.6	49.0	50.2	52.6	-	-
27/06/19 18:00	3	56.1	54.0	51.9	56.1	-	-
27/06/19 19:00	1	60.9	59.1	56.1	-	60.9	-
27/06/19 20:00	3	64.1	63.4	55.5	-	64.1	-
27/06/19 21:00	4	59.1	57.5	54.2	-	59.1	-
27/06/19 22:00	5	65.9	65.7	53.7	-	65.9	-
27/06/19 23:00	2	65.4	65.1	53.2	-	-	65.4
28/06/19 0:00	-	58.1	-	58.1	-	-	58.1
28/06/19 1:00	-	48.3	-	48.3	-	-	48.3
28/06/19 2:00	-	46.2	-	46.2	-	-	46.2
28/06/19 3:00	-	45.3	-	45.3	-	-	45.3
28/06/19 4:00	-	51.0	-	51.0	-	-	51.0
28/06/19 5:00	-	59.5	-	59.6	-	-	59.5
28/06/19 6:00	5	66.2	65.2	59.4	-	-	66.2
	50	**59.7**	**58.3**	**54.0**	**55.6**	**63.3**	**60.7**

Location: Roodt/Syr NMT # 1

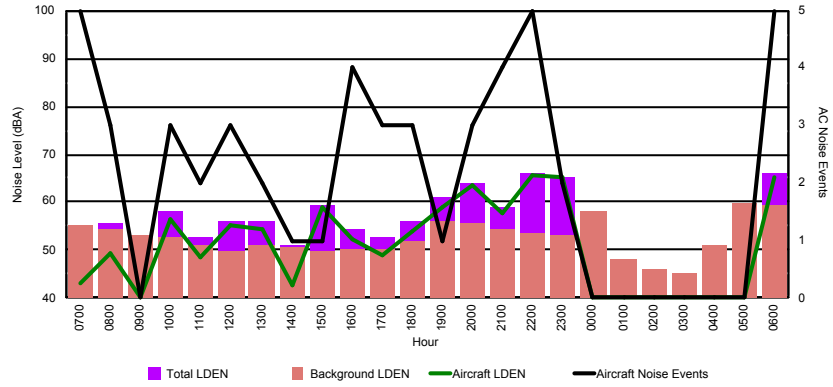

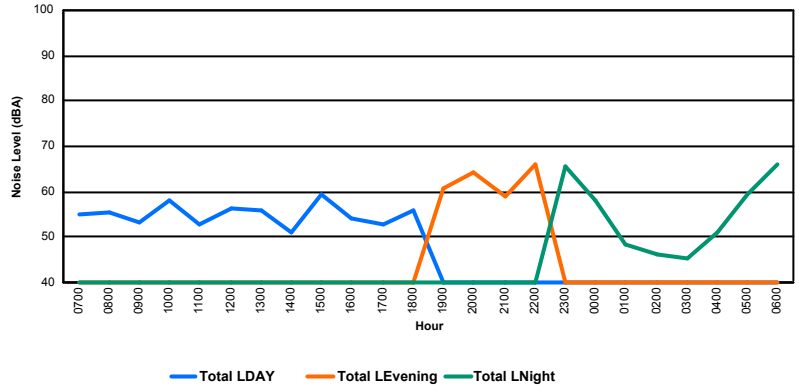

LE GOUVERNEMENT
DU GRAND-DUCHÉ DE LUXEMBOURG
Administration de la navigation aérienne

Luxembourg Airport

Noise Distribution by Hour

Between 27/06/2019 00:00:00 and 27/06/2019 23:59:59 (Local Time)

Day	Aircraft Events	Total LDEN dB (A)	Aircraft LDEN dB(A)	Background LDEN dB(A)	Total LDay dB(A)	Total LEvening dB(A)	Total LNight dB (A)
27/06/19 7:00	4	58.0	56.8	51.7	58.0	-	-
27/06/19 8:00	3	59.5	58.5	52.6	59.5	-	-
27/06/19 9:00	3	59.3	58.5	52.0	59.3	-	-
27/06/19 10:00	10	70.8	70.7	52.4	70.8	-	-
27/06/19 11:00	10	61.7	61.4	50.6	61.7	-	-
27/06/19 12:00	5	66.1	65.9	53.5	66.1	-	-
27/06/19 13:00	4	65.3	65.2	50.5	65.3	-	-
27/06/19 14:00	9	61.1	60.6	51.4	61.1	-	-
27/06/19 15:28	4	74.3	74.3	53.7	74.3	-	-
27/06/19 16:00	6	63.4	63.2	50.3	63.4	-	-
27/06/19 17:00	6	60.1	59.7	49.6	60.1	-	-
27/06/19 18:00	10	66.8	66.7	50.5	66.8	-	-
27/06/19 19:00	8	70.7	70.6	55.9	-	70.7	-
27/06/19 20:00	4	74.0	73.9	54.6	-	74.0	-
27/06/19 21:00	6	66.1	65.8	54.1	-	66.1	-
27/06/19 22:00	6	75.4	75.4	53.9	-	75.4	-
27/06/19 23:00	2	74.9	74.8	55.8	-	-	74.9
28/06/19 0:00	1	53.3	45.5	52.5	-	-	53.3
28/06/19 1:00	-	51.0	-	51.0	-	-	51.0
28/06/19 2:00	-	51.1	-	51.1	-	-	51.1
28/06/19 3:00	-	51.9	-	51.9	-	-	51.9
28/06/19 4:00	-	59.6	-	59.6	-	-	59.6
28/06/19 5:00	-	63.5	-	63.5	-	-	63.5
28/06/19 6:00	13	75.4	75.2	62.8	-	-	75.4
	114	**69.1**	**68.9**	**55.8**	**66.1**	**72.8**	**69.4**

Location: DVOR NMT # 2

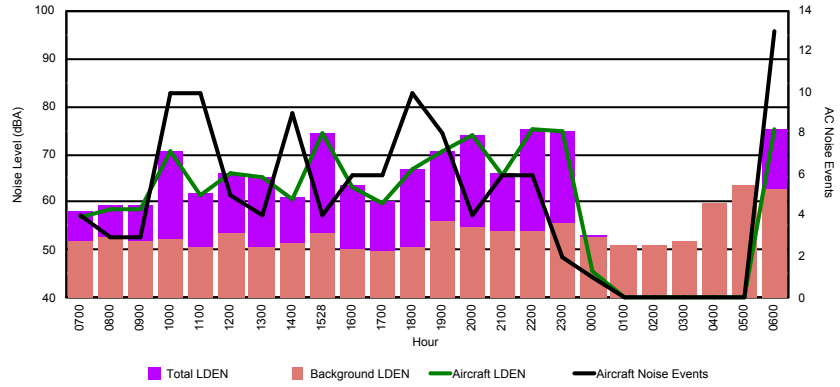

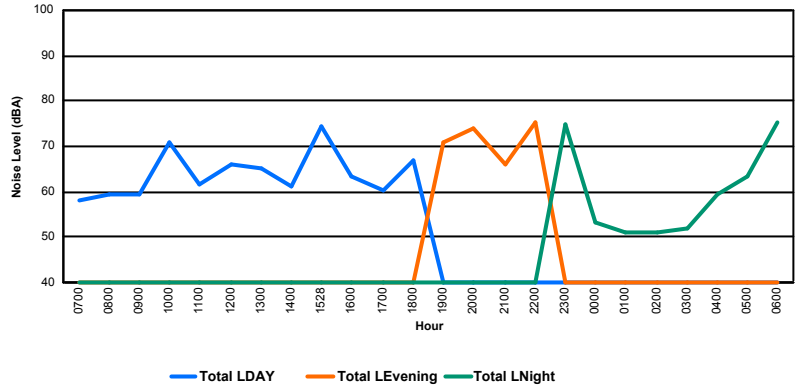

LE GOUVERNEMENT
DU GRAND-DUCHÉ DE LUXEMBOURG
Administration de la navigation aérienne

Luxembourg Airport

Noise Distribution by Hour

Between 27/06/2019 00:00:00 and 27/06/2019 23:59:59 (Local Time)

Day	Aircraft Events	Total LDEN dB (A)	Aircraft LDEN dB(A)	Background LDEN dB(A)	Total LDay dB(A)	Total LEvening dB(A)	Total LNight dB (A)
27/06/19 7:00	9	63.3	61.7	58.5	63.3	-	-
27/06/19 8:00	12	63.9	63.3	54.9	63.9	-	-
27/06/19 9:00	5	63.5	62.8	55.4	63.5	-	-
27/06/19 10:00	10	68.8	68.3	59.2	68.8	-	-
27/06/19 11:00	12	66.3	65.8	57.3	66.3	-	-
27/06/19 12:00	7	65.8	65.4	55.4	65.8	-	-
27/06/19 13:00	4	66.3	65.9	55.7	66.3	-	-
27/06/19 14:00	10	64.3	63.4	56.7	64.3	-	-
27/06/19 15:00	9	67.1	66.5	58.3	67.1	-	-
27/06/19 16:00	7	66.5	65.3	60.2	66.5	-	-
27/06/19 17:00	6	64.7	62.4	60.9	64.7	-	-
27/06/19 18:00	10	65.4	63.5	60.9	65.4	-	-
27/06/19 19:00	10	69.6	69.0	60.7	-	69.6	-
27/06/19 20:00	5	71.8	71.5	60.2	-	71.8	-
27/06/19 21:00	6	72.5	71.8	63.9	-	72.5	-
27/06/19 22:00	6	75.5	74.9	66.2	-	75.5	-
27/06/19 23:00	2	76.5	75.8	68.8	-	-	76.5
28/06/19 0:00	1	73.1	72.7	62.5	-	-	73.1
28/06/19 1:00	-	60.5	-	60.6	-	-	60.5
28/06/19 2:00	-	61.5	-	61.5	-	-	61.5
28/06/19 3:00	-	62.1	-	62.1	-	-	62.1
28/06/19 4:00	-	58.7	-	58.7	-	-	58.7
28/06/19 5:00	-	62.1	-	62.2	-	-	62.1
28/06/19 6:00	13	75.9	75.3	68.1	-	-	75.9
	144	**69.9**	**69.1**	**62.1**	**65.8**	**72.9**	**71.4**

Location: Mid Runway NMT # 3

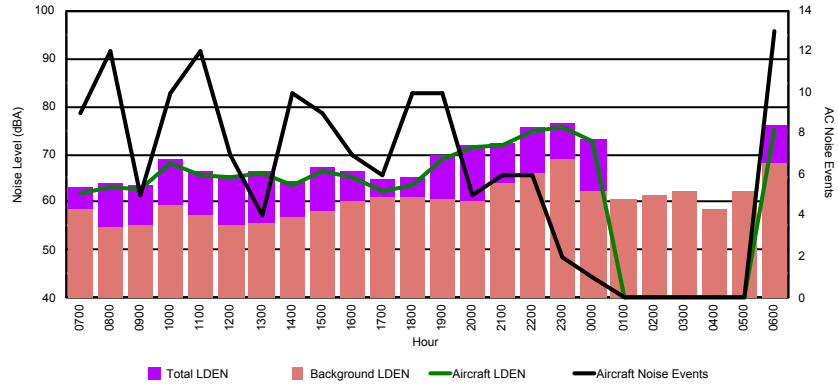

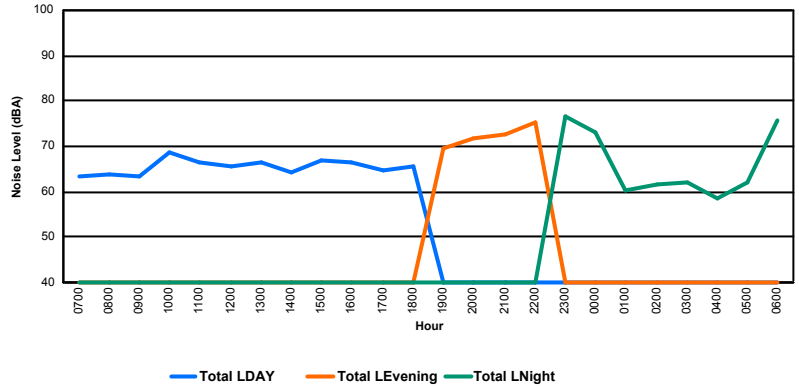

LE GOUVERNEMENT
DU GRAND-DUCHÉ DE LUXEMBOURG
Administration de la navigation aérienne

Luxembourg Airport

Noise Distribution by Hour

Between 27/06/2019 00:00:00 and 27/06/2019 23:59:59 (Local Time)

Day	Aircraft Events	Total LDEN dB (A)	Aircraft LDEN dB(A)	Background LDEN dB(A)	Total LDay dB(A)	Total LEvening dB(A)	Total LNight dB (A)
27/06/19 7:00	3	70.3	69.2	67.1	70.3	-	-
27/06/19 8:00	16	66.3	65.2	64.9	66.3	-	-
27/06/19 9:00	12	67.2	65.6	62.4	67.2	-	-
27/06/19 10:00	19	69.6	68.8	62.9	69.6	-	-
27/06/19 11:00	7	65.1	62.1	62.3	65.1	-	-
27/06/19 12:00	2	62.5	55.7	61.6	62.5	-	-
27/06/19 13:00	9	66.6	64.9	61.9	66.6	-	-
27/06/19 14:00	9	68.5	67.6	61.3	68.5	-	-
27/06/19 15:00	5	65.9	64.4	60.8	65.9	-	-
27/06/19 16:00	8	67.6	67.1	58.1	67.6	-	-
27/06/19 17:00	9	66.1	65.2	58.8	66.1	-	-
27/06/19 18:00	14	67.4	66.7	59.8	67.4	-	-
27/06/19 19:00	6	72.7	71.9	64.6	-	72.7	-
27/06/19 20:00	6	71.1	70.0	64.5	-	71.1	-
27/06/19 21:00	9	73.0	72.4	64.6	-	73.0	-
27/06/19 22:00	18	71.9	70.9	66.2	-	71.9	-
27/06/19 23:00	3	78.2	77.8	68.2	-	-	78.2
28/06/19 0:00	-	65.9	-	66.8	-	-	65.9
28/06/19 1:00	-	64.0	-	64.7	-	-	64.0
28/06/19 2:00	-	63.7	-	64.4	-	-	63.7
28/06/19 3:00	-	64.3	-	64.6	-	-	64.3
28/06/19 4:00	-	67.2	-	67.9	-	-	67.2
28/06/19 5:00	-	71.2	-	72.5	-	-	71.2
28/06/19 6:00	-	72.7	-	75.7	-	-	72.7
	155	**70.1**	**68.4**	**66.8**	**67.4**	**72.2**	**71.6**

Location: NDB-Hamm NMT # 4

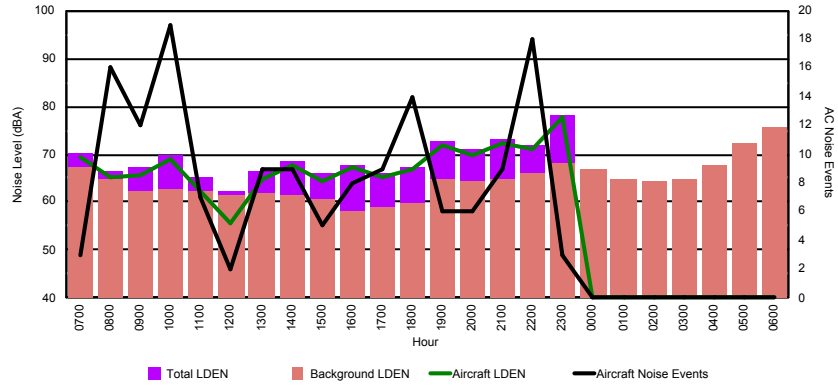

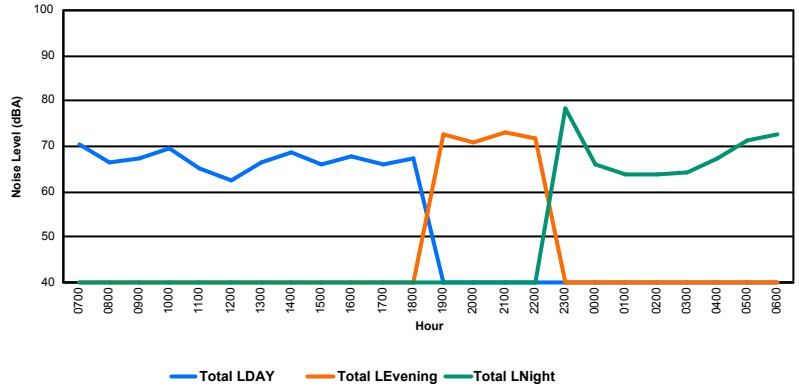

LE GOUVERNEMENT
DU GRAND-DUCHÉ DE LUXEMBOURG
Administration de la navigation aérienne

Luxembourg Airport

Noise Distribution by Hour

Between 28/06/2019 00:00:00 and 28/06/2019 23:59:59 (Local Time)

Day	Aircraft Events	Total LDEN dB (A)	Aircraft LDEN dB(A)	Background LDEN dB(A)	Total LDay dB(A)	Total LEvening dB(A)	Total LNight dB (A)
28/06/19 7:00	5	59.9	59.6	48.8	59.9	-	-
28/06/19 8:00	2	55.2	54.4	47.3	55.2	-	-
28/06/19 9:00	-	48.1	-	48.1	48.1	-	-
28/06/19 10:00	1	50.7	44.9	49.4	50.7	-	-
28/06/19 11:00	3	52.5	49.9	49.2	52.5	-	-
28/06/19 12:00	1	56.9	55.8	50.2	56.9	-	-
28/06/19 13:00	1	52.4	44.8	51.7	52.4	-	-
28/06/19 14:00	1	51.8	44.5	50.9	51.8	-	-
28/06/19 15:00	1	52.8	46.8	51.6	52.8	-	-
28/06/19 16:00	2	52.3	48.2	50.2	52.3	-	-
28/06/19 17:00	4	57.8	55.9	53.7	57.8	-	-
28/06/19 18:00	2	51.3	45.6	50.0	51.3	-	-
28/06/19 19:00	2	56.4	51.0	55.0	-	56.4	-
28/06/19 20:00	1	53.4	48.4	51.8	-	53.4	-
28/06/19 21:00	1	52.5	49.0	50.0	-	52.5	-
28/06/19 22:00	3	65.6	65.3	54.1	-	65.6	-
28/06/19 23:00	2	64.2	63.9	53.3	-	-	64.2
29/06/19 0:00	1	65.8	64.6	59.5	-	-	65.8
29/06/19 1:00	-	47.9	-	47.9	-	-	47.9
29/06/19 2:00	-	46.4	-	46.4	-	-	46.4
29/06/19 3:00	-	46.0	-	46.0	-	-	46.0
29/06/19 4:00	-	49.8	-	49.8	-	-	49.8
29/06/19 5:00	-	58.3	-	58.3	-	-	58.3
29/06/19 6:00	3	62.0	57.2	60.4	-	-	62.0
	36	**58.5**	**56.9**	**53.4**	**54.7**	**60.5**	**60.5**

Location: Roodt/Syr NMT # 1

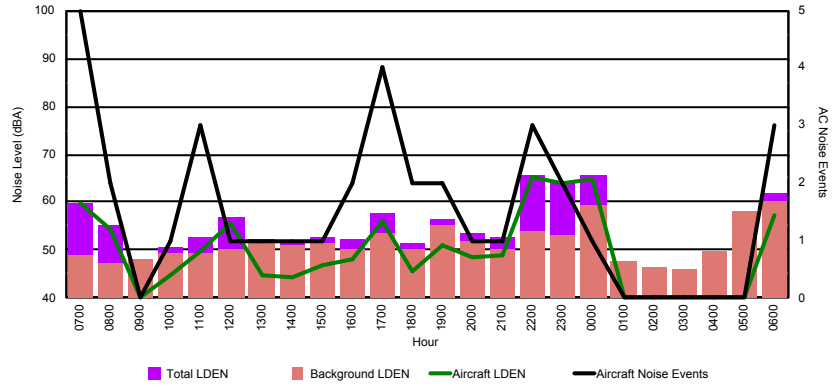

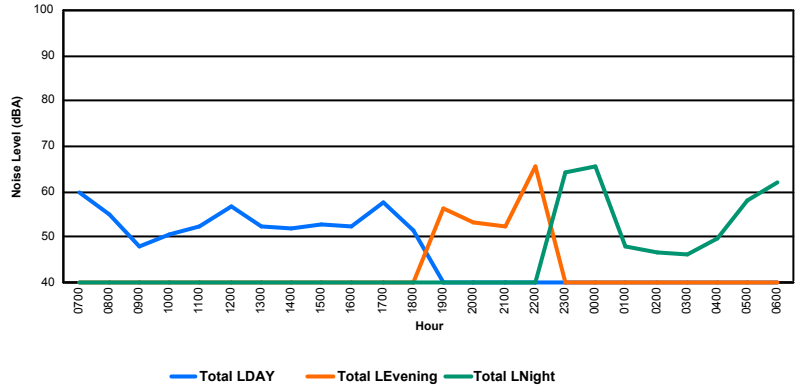

LE GOUVERNEMENT
DU GRAND-DUCHÉ DE LUXEMBOURG
Administration de la navigation aérienne

Luxembourg Airport

Noise Distribution by Hour

Between 28/06/2019 00:00:00 and 28/06/2019 23:59:59 (Local Time)

Day	Aircraft Events	Total LDEN dB (A)	Aircraft LDEN dB(A)	Background LDEN dB(A)	Total LDay dB(A)	Total LEvening dB(A)	Total LNight dB (A)
28/06/19 7:00	9	69.6	69.6	52.1	69.6	-	-
28/06/19 8:00	4	64.9	64.7	50.8	64.9	-	-
28/06/19 9:00	3	57.7	56.6	51.2	57.7	-	-
28/06/19 10:00	7	58.3	57.2	52.0	58.3	-	-
28/06/19 11:00	9	61.1	60.5	52.1	61.1	-	-
28/06/19 12:00	11	67.3	67.2	51.2	67.3	-	-
28/06/19 13:00	7	61.4	60.9	52.0	61.4	-	-
28/06/19 14:00	8	62.8	62.4	52.2	62.8	-	-
28/06/19 15:00	8	67.5	67.4	50.4	67.5	-	-
28/06/19 16:00	6	59.5	58.9	50.6	59.5	-	-
28/06/19 17:00	7	68.2	68.1	50.3	68.2	-	-
28/06/19 18:00	10	60.6	60.2	51.3	60.6	-	-
28/06/19 19:00	14	69.9	69.7	57.0	-	69.9	-
28/06/19 20:00	3	62.7	62.0	54.6	-	62.7	-
28/06/19 21:00	5	64.9	64.5	54.3	-	64.9	-
28/06/19 22:00	4	76.9	76.9	54.0	-	76.9	-
28/06/19 23:00	2	72.7	72.6	57.8	-	-	72.7
29/06/19 0:00	1	73.6	73.5	56.5	-	-	73.6
29/06/19 1:00	-	52.4	-	52.4	-	-	52.4
29/06/19 2:00	-	52.6	-	52.6	-	-	52.6
29/06/19 3:00	1	60.1	53.0	59.2	-	-	60.1
29/06/19 4:00	-	63.4	-	63.5	-	-	63.4
29/06/19 5:00	-	62.8	-	63.0	-	-	62.8
29/06/19 6:00	12	75.1	75.0	60.9	-	-	75.1
	131	**68.8**	**68.5**	**56.5**	**65.0**	**72.0**	**70.0**

Location: DVOR NMT # 2

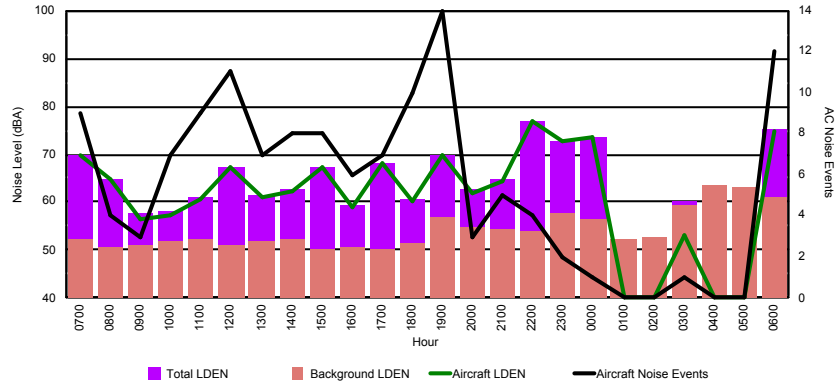

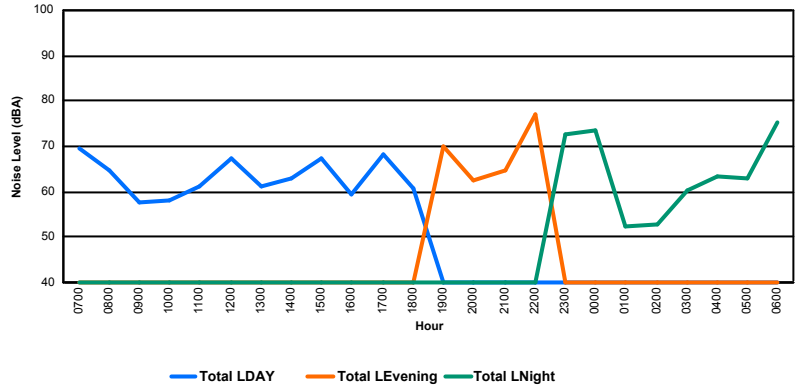

LE GOUVERNEMENT
DU GRAND-DUCHÉ DE LUXEMBOURG
Administration de la navigation aérienne

Luxembourg Airport

Noise Distribution by Hour

Between 28/06/2019 00:00:00 and 28/06/2019 23:59:59 (Local Time)

Day	Aircraft Events	Total LDEN dB (A)	Aircraft LDEN dB(A)	Background LDEN dB(A)	Total LDay dB(A)	Total LEvening dB(A)	Total LNight dB (A)
28/06/19 7:00	11	67.7	67.5	54.8	67.7	-	-
28/06/19 8:00	6	63.2	62.8	52.8	63.2	-	-
28/06/19 9:00	4	60.0	58.9	53.8	60.0	-	-
28/06/19 10:00	9	62.1	61.3	54.2	62.1	-	-
28/06/19 11:00	10	65.0	64.2	57.5	65.0	-	-
28/06/19 12:00	10	67.3	67.1	55.3	67.3	-	-
28/06/19 13:00	7	64.2	63.7	55.0	64.2	-	-
28/06/19 14:00	9	64.7	63.5	58.6	64.7	-	-
28/06/19 15:00	7	65.4	65.1	54.1	65.4	-	-
28/06/19 16:00	8	63.0	62.4	54.5	63.0	-	-
28/06/19 17:00	8	67.7	67.3	57.3	67.7	-	-
28/06/19 18:00	8	62.8	61.7	56.5	62.8	-	-
28/06/19 19:00	14	70.8	70.1	62.3	-	70.8	-
28/06/19 20:00	3	62.7	61.6	56.1	-	62.7	-
28/06/19 21:00	6	69.4	68.6	61.6	-	69.4	-
28/06/19 22:00	4	73.2	72.0	67.2	-	73.2	-
28/06/19 23:00	2	73.7	73.0	65.4	-	-	73.7
29/06/19 0:00	1	75.1	68.1	74.3	-	-	75.1
29/06/19 1:00	-	67.1	-	67.2	-	-	67.1
29/06/19 2:00	-	57.3	-	57.3	-	-	57.3
29/06/19 3:00	1	62.3	60.8	57.1	-	-	62.3
29/06/19 4:00	-	60.8	-	60.9	-	-	60.8
29/06/19 5:00	-	59.4	-	59.4	-	-	59.4
29/06/19 6:00	13	74.8	74.3	66.7	-	-	74.8
	141	**68.7**	**67.1**	**63.7**	**65.0**	**70.4**	**70.8**

Location: Mid Runway NMT # 3

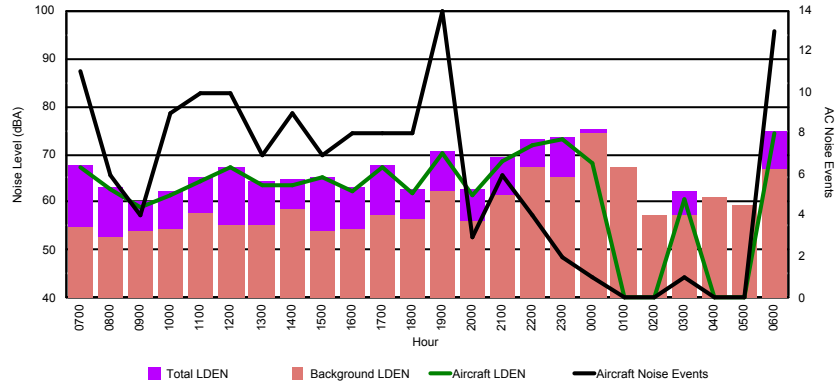

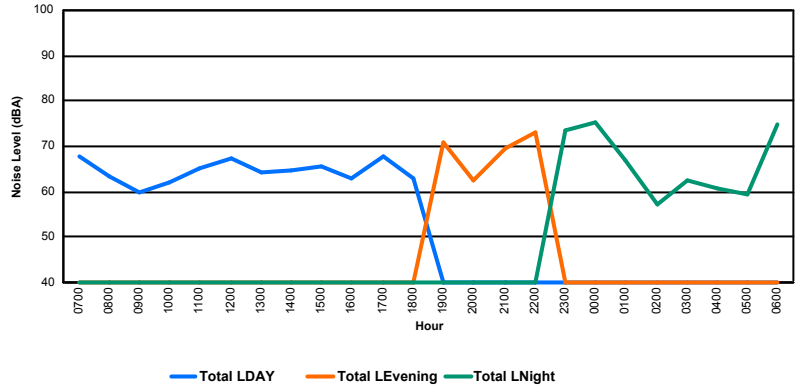

LE GOUVERNEMENT
DU GRAND-DUCHÉ DE LUXEMBOURG
Administration de la navigation aérienne

Luxembourg Airport

Noise Distribution by Hour

Between 28/06/2019 00:00:00 and 28/06/2019 23:59:59 (Local Time)

Day	Aircraft Events	Total LDEN dB (A)	Aircraft LDEN dB(A)	Background LDEN dB(A)	Total LDay dB(A)	Total LEvening dB(A)	Total LNight dB (A)
28/06/19 7:00	3	63.2	55.9	65.5	63.2	-	-
28/06/19 8:00	5	68.5	67.5	64.6	68.5	-	-
28/06/19 9:00	8	67.3	65.9	61.9	67.3	-	-
28/06/19 10:00	10	66.5	64.7	62.1	66.5	-	-
28/06/19 11:00	15	67.4	66.1	62.2	67.4	-	-
28/06/19 12:00	8	64.8	62.7	60.7	64.8	-	-
28/06/19 13:00	9	65.9	64.0	61.6	65.9	-	-
28/06/19 14:00	7	67.1	65.7	61.4	67.1	-	-
28/06/19 15:00	7	66.5	65.5	59.8	66.5	-	-
28/06/19 16:00	7	63.9	62.1	59.5	63.9	-	-
28/06/19 17:00	11	66.4	65.4	59.7	66.4	-	-
28/06/19 18:00	10	64.5	62.7	60.1	64.5	-	-
28/06/19 19:00	8	72.4	71.6	65.2	-	72.4	-
28/06/19 20:00	5	68.3	65.9	64.6	-	68.3	-
28/06/19 21:00	6	75.0	74.8	63.5	-	75.0	-
28/06/19 22:00	20	74.2	73.7	65.6	-	74.2	-
28/06/19 23:00	1	71.2	66.6	69.5	-	-	71.2
29/06/19 0:00	1	76.9	76.3	69.5	-	-	76.9
29/06/19 1:00	-	66.0	-	67.1	-	-	66.0
29/06/19 2:00	-	66.7	-	67.8	-	-	66.7
29/06/19 3:00	-	65.7	-	66.1	-	-	65.7
29/06/19 4:00	-	65.8	-	66.2	-	-	65.8
29/06/19 5:00	-	67.7	-	68.5	-	-	67.7
29/06/19 6:00	2	70.2	53.2	71.8	-	-	70.2
	143	**69.8**	**68.1**	**65.8**	**66.3**	**73.1**	**70.7**

Location: NDB-Hamm NMT # 4

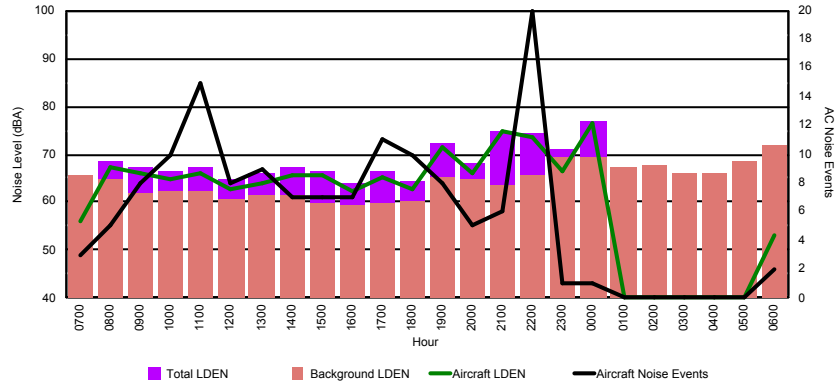

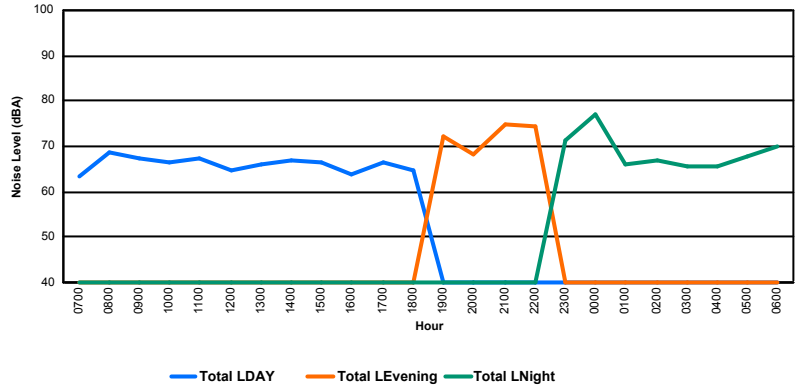

LE GOUVERNEMENT
DU GRAND-DUCHÉ DE LUXEMBOURG
Administration de la navigation aérienne

Luxembourg Airport

Noise Distribution by Hour

Between 29/06/2019 00:00:00 and 29/06/2019 23:59:59 (Local Time)

Day	Aircraft Events	Total LDEN dB (A)	Aircraft LDEN dB(A)	Background LDEN dB(A)	Total LDay dB(A)	Total LEvening dB(A)	Total LNight dB (A)
29/06/19 7:00	4	48.2	42.3	47.0	48.2	-	-
29/06/19 8:00	3	56.6	56.2	46.9	56.6	-	-
29/06/19 9:00	-	47.4	-	47.4	47.4	-	-
29/06/19 10:00	2	51.8	45.0	50.9	51.8	-	-
29/06/19 11:00	1	49.8	44.4	48.3	49.8	-	-
29/06/19 12:00	1	54.1	52.9	47.9	54.1	-	-
29/06/19 13:00	2	55.3	53.1	51.4	55.3	-	-
29/06/19 14:00	3	57.2	54.5	53.9	57.2	-	-
29/06/19 15:00	-	44.7	-	44.7	44.7	-	-
29/06/19 16:00	2	56.3	55.6	48.0	56.3	-	-
29/06/19 17:00	2	51.0	48.1	47.9	51.0	-	-
29/06/19 18:00	2	53.5	52.6	46.3	53.5	-	-
29/06/19 19:00	3	60.9	60.3	52.3	-	60.9	-
29/06/19 20:00	2	62.9	62.6	50.7	-	62.9	-
29/06/19 21:00	-	54.9	-	54.9	-	54.9	-
29/06/19 22:00	2	60.8	60.6	48.1	-	60.8	-
29/06/19 23:00	1	59.5	58.5	52.8	-	-	59.5
30/06/19 0:00	1	64.2	64.0	51.0	-	-	64.2
30/06/19 1:00	-	50.0	-	50.0	-	-	50.0
30/06/19 2:00	-	49.4	-	49.4	-	-	49.4
30/06/19 3:00	-	47.9	-	47.9	-	-	47.9
30/06/19 4:00	-	55.5	-	55.6	-	-	55.5
30/06/19 5:00	1	63.7	63.2	54.5	-	-	63.7
30/06/19 6:00	1	65.9	64.7	59.6	-	-	65.9
	33	**58.7**	**57.7**	**52.0**	**53.6**	**60.7**	**61.1**

Location: Roodt/Syr NMT # 1

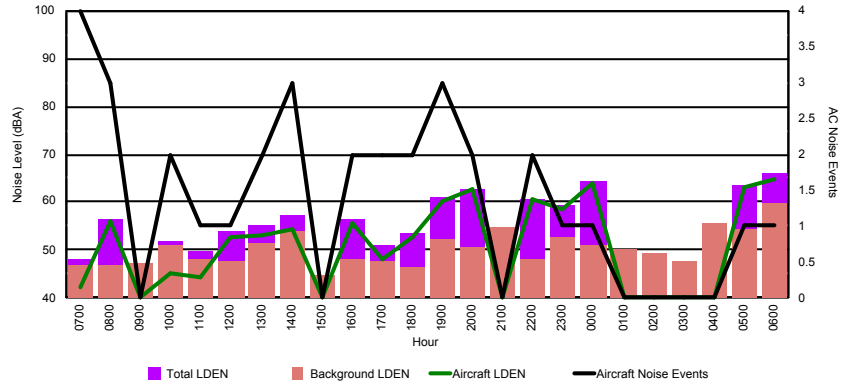

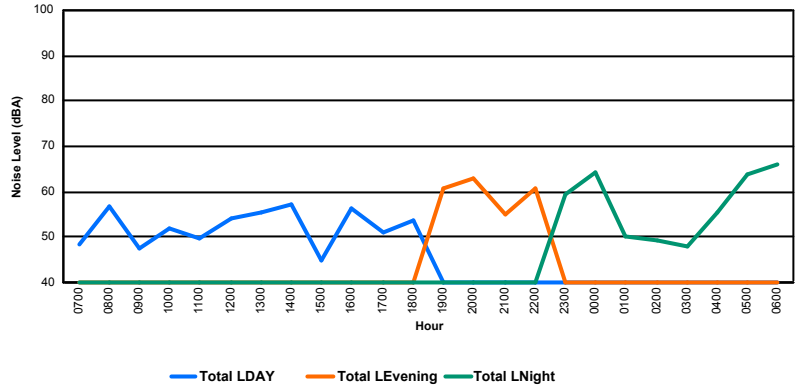

LE GOUVERNEMENT
DU GRAND-DUCHÉ DE LUXEMBOURG
Administration de la navigation aérienne

Luxembourg Airport

Noise Distribution by Hour

Between 29/06/2019 00:00:00 and 29/06/2019 23:59:59 (Local Time)

Day	Aircraft Events	Total LDEN dB (A)	Aircraft LDEN dB(A)	Background LDEN dB(A)	Total LDay dB(A)	Total LEvening dB(A)	Total LNight dB (A)
29/06/19 7:00	5	55.9	54.7	50.0	55.9	-	-
29/06/19 8:00	5	67.8	67.8	49.9	67.8	-	-
29/06/19 9:00	3	57.1	56.0	50.6	57.1	-	-
29/06/19 10:00	3	59.4	58.9	50.6	59.4	-	-
29/06/19 11:00	9	64.2	64.0	51.6	64.2	-	-
29/06/19 12:00	6	65.1	64.9	50.9	65.1	-	-
29/06/19 13:00	6	64.9	64.8	50.8	64.9	-	-
29/06/19 14:00	5	65.7	65.5	51.6	65.7	-	-
29/06/19 15:00	1	51.9	46.3	50.5	51.9	-	-
29/06/19 16:00	6	68.4	68.4	51.1	68.4	-	-
29/06/19 17:00	6	61.3	60.9	51.8	61.3	-	-
29/06/19 18:00	4	67.9	67.8	51.2	67.9	-	-
29/06/19 19:00	6	67.2	66.9	55.8	-	67.2	-
29/06/19 20:00	3	72.8	72.8	55.0	-	72.8	-
29/06/19 21:00	1	61.7	61.0	53.5	-	61.7	-
29/06/19 22:00	2	69.2	69.1	52.9	-	69.2	-
29/06/19 23:00	2	72.0	71.7	59.3	-	-	72.0
30/06/19 0:00	1	74.8	74.6	57.5	-	-	74.8
30/06/19 1:00	-	55.2	-	55.2	-	-	55.2
30/06/19 2:00	-	54.2	-	54.2	-	-	54.2
30/06/19 3:00	-	53.8	-	53.8	-	-	53.8
30/06/19 4:00	-	61.9	-	61.9	-	-	61.9
30/06/19 5:00	-	61.7	-	61.7	-	-	61.7
30/06/19 6:00	9	80.0	79.9	65.2	-	-	80.0
	83	**69.6**	**69.4**	**56.7**	**64.7**	**69.3**	**72.7**

Location: DVOR NMT # 2

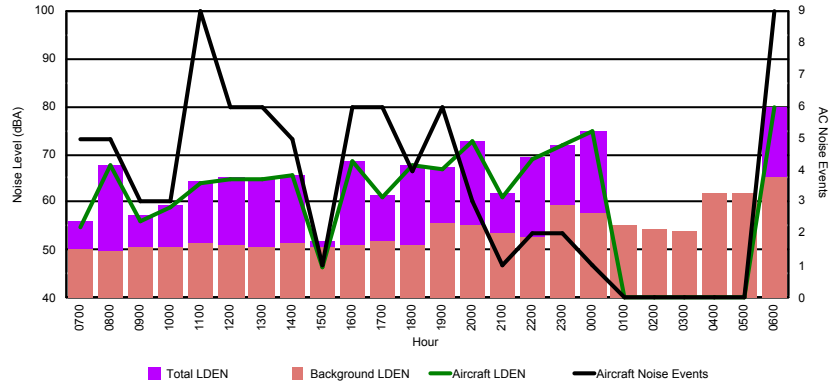

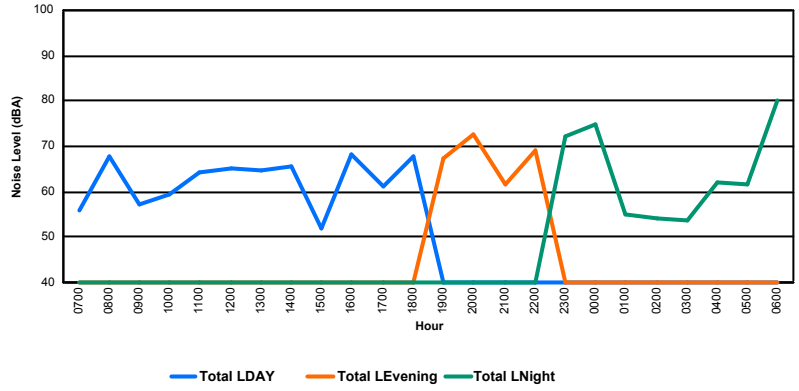

LE GOUVERNEMENT
DU GRAND-DUCHÉ DE LUXEMBOURG
Administration de la navigation aérienne

Luxembourg Airport

Noise Distribution by Hour

Between 29/06/2019 00:00:00 and 29/06/2019 23:59:59 (Local Time)

Day	Aircraft Events	Total LDEN dB (A)	Aircraft LDEN dB(A)	Background LDEN dB(A)	Total LDay dB(A)	Total LEvening dB(A)	Total LNight dB (A)
29/06/19 7:00	5	60.9	56.1	59.3	60.9	-	-
29/06/19 8:00	7	65.5	64.4	59.1	65.5	-	-
29/06/19 9:00	4	60.1	58.6	55.0	60.1	-	-
29/06/19 10:00	4	61.9	59.5	58.3	61.9	-	-
29/06/19 11:00	10	66.0	64.5	60.9	66.0	-	-
29/06/19 12:00	9	64.7	63.2	59.6	64.7	-	-
29/06/19 13:00	11	63.9	63.3	54.9	63.9	-	-
29/06/19 14:00	8	65.6	65.0	56.4	65.6	-	-
29/06/19 15:00	2	57.9	47.0	57.6	57.9	-	-
29/06/19 16:00	6	64.2	63.3	57.0	64.2	-	-
29/06/19 17:00	10	63.1	62.4	55.4	63.1	-	-
29/06/19 18:00	4	63.7	63.5	51.5	63.7	-	-
29/06/19 19:00	6	68.9	68.4	59.0	-	68.9	-
29/06/19 20:00	3	68.0	67.4	58.5	-	68.0	-
29/06/19 21:00	2	62.7	60.3	59.1	-	62.7	-
29/06/19 22:00	2	66.8	66.5	55.9	-	66.8	-
29/06/19 23:00	3	74.0	73.8	60.3	-	-	74.0
30/06/19 0:00	1	67.9	67.5	57.1	-	-	67.9
30/06/19 1:00	-	56.3	-	56.3	-	-	56.3
30/06/19 2:00	-	57.4	-	57.4	-	-	57.4
30/06/19 3:00	-	55.9	-	55.9	-	-	55.9
30/06/19 4:00	-	58.3	-	58.3	-	-	58.3
30/06/19 5:00	-	69.1	-	69.1	-	-	69.1
30/06/19 6:00	13	82.5	77.7	80.9	-	-	82.5
	110	**70.5**	**67.3**	**67.8**	**63.7**	**67.1**	**74.4**

Location: Mid Runway NMT # 3

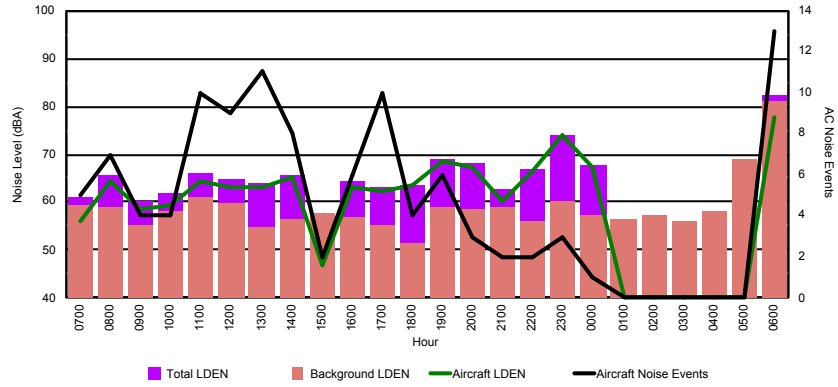

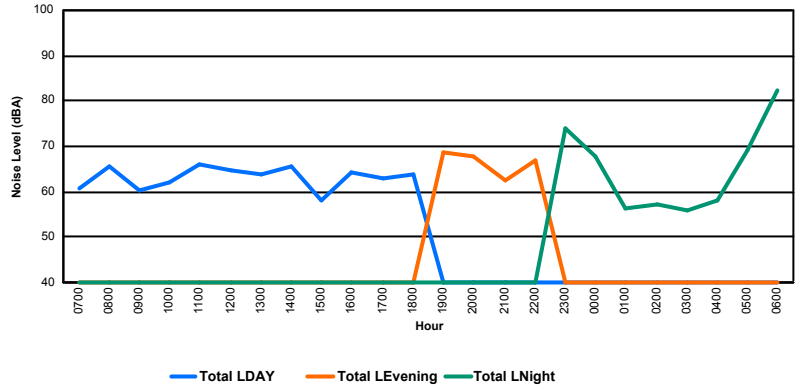

LE GOUVERNEMENT
DU GRAND-DUCHÉ DE LUXEMBOURG
Administration de la navigation aérienne

Luxembourg Airport

Noise Distribution by Hour

Between 29/06/2019 00:00:00 and 29/06/2019 23:59:59 (Local Time)

Day	Aircraft Events	Total LDEN dB (A)	Aircraft LDEN dB(A)	Background LDEN dB(A)	Total LDay dB(A)	Total LEvening dB(A)	Total LNight dB (A)
29/06/19 7:00	1	60.3	52.7	61.2	60.3	-	-
29/06/19 8:00	5	69.8	69.1	65.3	69.8	-	-
29/06/19 9:00	4	63.3	60.8	59.9	63.3	-	-
29/06/19 10:00	12	69.8	69.4	59.8	69.8	-	-
29/06/19 11:00	9	66.3	65.2	59.9	66.3	-	-
29/06/19 12:00	6	65.4	64.2	59.1	65.4	-	-
29/06/19 13:00	5	65.5	64.6	58.3	65.5	-	-
29/06/19 14:00	7	67.8	67.3	58.0	67.8	-	-
29/06/19 15:00	3	62.7	61.8	55.6	62.7	-	-
29/06/19 16:00	6	65.9	65.4	56.2	65.9	-	-
29/06/19 17:00	9	67.0	66.6	56.8	67.0	-	-
29/06/19 18:00	6	61.8	60.3	56.4	61.8	-	-
29/06/19 19:00	4	70.9	70.5	61.1	-	70.9	-
29/06/19 20:00	5	65.6	63.6	61.3	-	65.6	-
29/06/19 21:00	4	70.0	69.4	61.5	-	70.0	-
29/06/19 22:00	9	69.4	68.6	62.1	-	69.4	-
29/06/19 23:00	4	71.8	70.2	67.1	-	-	71.8
30/06/19 0:00	-	68.2	-	69.4	-	-	68.2
30/06/19 1:00	-	66.6	-	67.8	-	-	66.6
30/06/19 2:00	-	65.2	-	66.2	-	-	65.2
30/06/19 3:00	-	64.3	-	64.5	-	-	64.3
30/06/19 4:00	-	64.3	-	64.4	-	-	64.3
30/06/19 5:00	-	65.2	-	65.4	-	-	65.2
30/06/19 6:00	12	80.1	79.9	67.4	-	-	80.1
	111	**69.8**	**68.8**	**63.7**	**66.4**	**69.4**	**72.5**

Location: NDB-Hamm NMT # 4

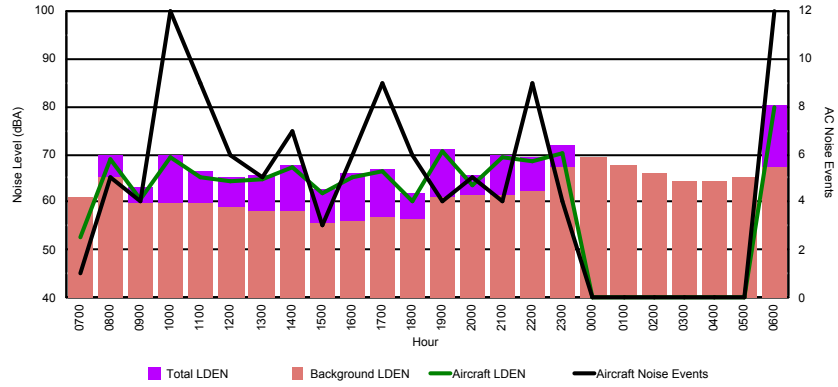

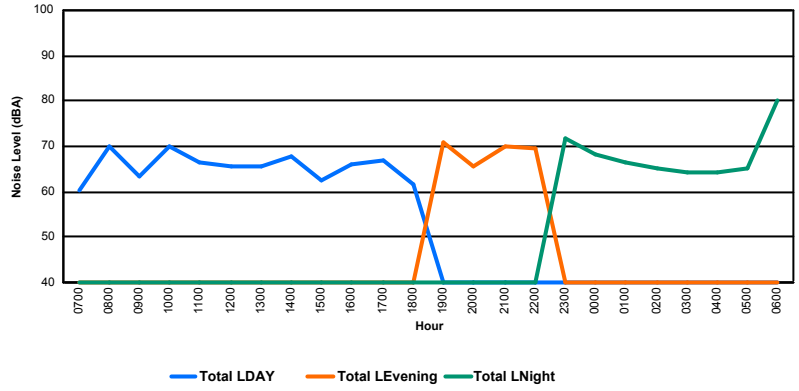

LE GOUVERNEMENT
DU GRAND-DUCHÉ DE LUXEMBOURG
Administration de la navigation aérienne

Luxembourg Airport

Noise Distribution by Hour

Between 30/06/2019 00:00:00 and 30/06/2019 23:59:59 (Local Time)

Day	Aircraft Events	Total LDEN dB (A)	Aircraft LDEN dB(A)	Background LDEN dB(A)	Total LDay dB(A)	Total LEvening dB(A)	Total LNight dB (A)
30/06/19 7:00	2	53.2	52.2	46.6	53.2	-	-
30/06/19 8:00	2	50.5	48.8	45.6	50.5	-	-
30/06/19 9:00	5	54.3	53.3	47.7	54.3	-	-
30/06/19 10:00	5	59.8	59.4	49.2	59.8	-	-
30/06/19 11:00	9	60.9	60.5	50.1	60.9	-	-
30/06/19 12:00	1	49.9	43.2	48.9	49.9	-	-
30/06/19 13:00	3	51.7	47.4	49.7	51.7	-	-
30/06/19 14:00	5	59.8	59.5	47.9	59.8	-	-
30/06/19 15:00	8	57.1	56.4	49.5	57.1	-	-
30/06/19 16:00	6	54.1	52.6	48.9	54.1	-	-
30/06/19 17:00	12	57.0	55.7	51.4	57.0	-	-
30/06/19 18:00	9	59.6	58.9	51.6	59.6	-	-
30/06/19 19:00	3	60.7	59.9	53.0	-	60.7	-
30/06/19 20:00	9	62.7	61.9	54.8	-	62.7	-
30/06/19 21:00	4	54.4	50.3	52.5	-	54.4	-
30/06/19 22:00	12	63.2	62.7	54.2	-	63.2	-
30/06/19 23:00	5	64.8	64.2	56.6	-	-	64.8
01/07/19 0:00	2	67.8	67.7	50.5	-	-	67.8
01/07/19 1:00	-	47.9	-	47.9	-	-	47.9
01/07/19 2:00	2	63.9	63.8	47.5	-	-	63.9
01/07/19 3:00	-	46.2	-	46.2	-	-	46.2
01/07/19 4:00	-	50.0	-	50.0	-	-	50.0
01/07/19 5:00	-	50.6	-	50.6	-	-	50.6
01/07/19 6:00	2	67.5	66.5	60.6	-	-	67.5
	106	**60.8**	**60.2**	**52.3**	**57.1**	**61.3**	**63.4**

Location: Roodt/Syr NMT # 1

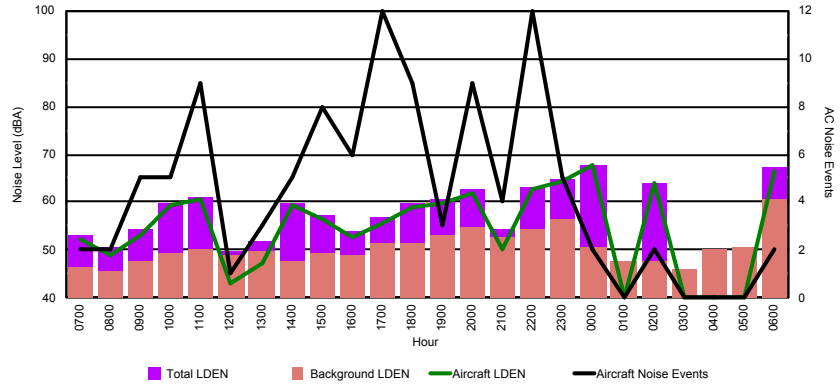

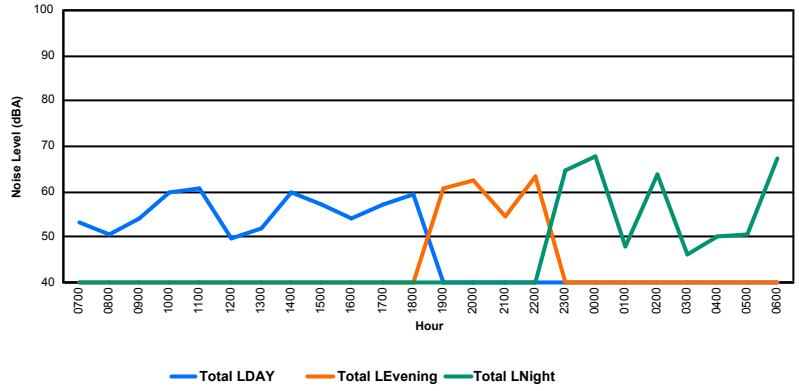

LE GOUVERNEMENT
DU GRAND-DUCHÉ DE LUXEMBOURG
Administration de la navigation aérienne

Luxembourg Airport

Noise Distribution by Hour

Between 30/06/2019 00:00:00 and 30/06/2019 23:59:59 (Local Time)

Day	Aircraft Events	Total LDEN dB (A)	Aircraft LDEN dB(A)	Background LDEN dB(A)	Total LDay dB(A)	Total LEvening dB(A)	Total LNight dB (A)
30/06/19 7:00	4	65.8	65.6	52.6	65.8	-	-
30/06/19 8:00	2	63.6	63.5	48.4	63.6	-	-
30/06/19 9:00	5	67.3	67.2	50.9	67.3	-	-
30/06/19 10:00	6	74.3	74.3	51.6	74.3	-	-
30/06/19 11:00	11	73.3	73.3	52.9	73.3	-	-
30/06/19 12:00	2	57.5	55.7	52.7	57.5	-	-
30/06/19 13:00	4	64.4	64.0	52.9	64.4	-	-
30/06/19 14:00	5	74.4	74.4	53.0	74.4	-	-
30/06/19 15:00	8	71.0	70.9	52.0	71.0	-	-
30/06/19 16:00	6	66.8	66.7	51.5	66.8	-	-
30/06/19 17:00	13	71.1	71.0	54.8	71.1	-	-
30/06/19 18:00	12	73.9	73.8	55.1	73.9	-	-
30/06/19 19:00	4	77.4	77.3	58.1	-	77.4	-
30/06/19 20:00	9	76.9	76.8	55.9	-	76.9	-
30/06/19 21:00	4	71.3	67.7	68.8	-	71.3	-
30/06/19 22:00	11	77.1	77.0	56.9	-	77.1	-
30/06/19 23:00	4	73.3	73.2	57.5	-	-	73.3
01/07/19 0:00	2	79.4	79.3	53.5	-	-	79.4
01/07/19 1:00	-	52.0	-	52.0	-	-	52.0
01/07/19 2:00	2	76.4	76.4	52.1	-	-	76.4
01/07/19 3:00	-	50.8	-	50.8	-	-	50.8
01/07/19 4:00	-	58.7	-	58.7	-	-	58.7
01/07/19 5:00	-	60.2	-	60.2	-	-	60.2
01/07/19 6:00	1	76.4	76.3	58.8	-	-	76.4
	115	**73.3**	**73.1**	**58.0**	**70.8**	**76.3**	**73.9**

Location: DVOR NMT # 2

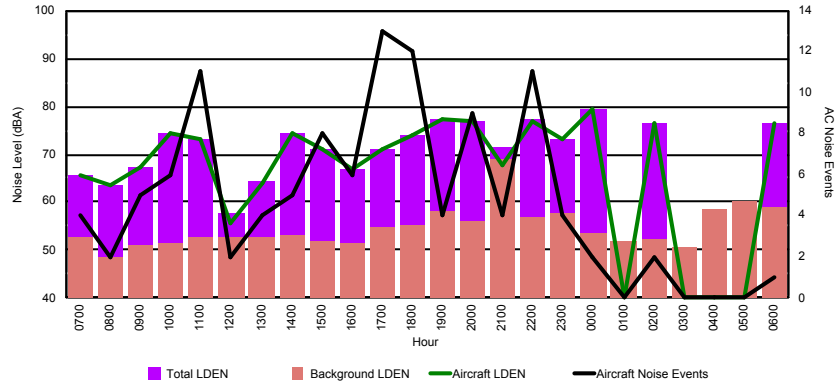

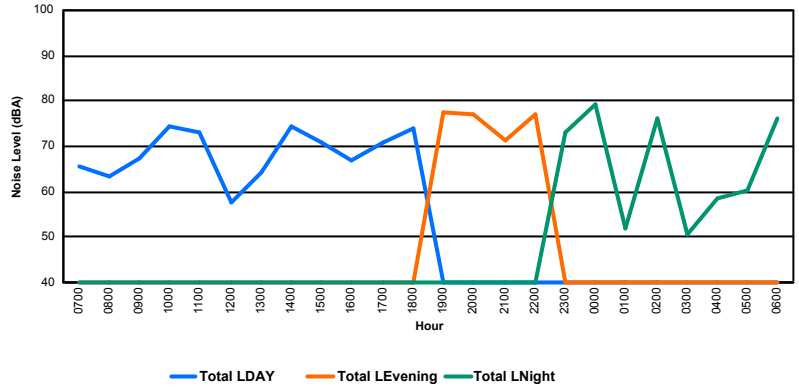

LE GOUVERNEMENT
DU GRAND-DUCHÉ DE LUXEMBOURG
Administration de la navigation aérienne

Luxembourg Airport

Noise Distribution by Hour

Between 30/06/2019 00:00:00 and 30/06/2019 23:59:59 (Local Time)

Day	Aircraft Events	Total LDEN dB (A)	Aircraft LDEN dB(A)	Background LDEN dB(A)	Total LDay dB(A)	Total LEvening dB(A)	Total LNight dB (A)
30/06/19 7:00	8	66.6	66.3	54.5	66.6	-	-
30/06/19 8:00	2	56.4	53.7	52.9	56.4	-	-
30/06/19 9:00	3	64.2	62.6	59.1	64.2	-	-
30/06/19 10:00	6	65.6	61.9	63.3	65.6	-	-
30/06/19 11:00	5	65.2	58.9	64.1	65.2	-	-
30/06/19 12:00	7	61.6	60.8	54.0	61.6	-	-
30/06/19 13:00	5	61.2	59.1	57.2	61.2	-	-
30/06/19 14:00	5	70.9	59.9	70.5	70.9	-	-
30/06/19 15:00	5	66.9	66.2	59.2	66.9	-	-
30/06/19 16:00	4	65.0	59.8	63.5	65.0	-	-
30/06/19 17:00	7	66.9	64.4	63.3	66.9	-	-
30/06/19 18:00	5	71.4	64.4	70.5	71.4	-	-
30/06/19 19:00	10	69.4	68.2	63.3	-	69.4	-
30/06/19 20:00	7	73.8	65.9	73.0	-	73.8	-
30/06/19 21:00	8	72.5	71.8	64.5	-	72.5	-
30/06/19 22:00	1	73.9	67.6	72.8	-	73.9	-
30/06/19 23:00	4	78.2	77.1	71.6	-	-	78.2
01/07/19 0:00	1	77.9	72.8	76.4	-	-	77.9
01/07/19 1:00	-	58.0	-	58.0	-	-	58.0
01/07/19 2:00	-	62.3	-	62.3	-	-	62.3
01/07/19 3:00	-	58.0	-	58.0	-	-	58.0
01/07/19 4:00	-	58.5	-	58.5	-	-	58.5
01/07/19 5:00	-	59.3	-	59.3	-	-	59.3
01/07/19 6:00	9	80.3	75.2	78.8	-	-	80.3
	102	**71.9**	**68.2**	**69.6**	**66.7**	**72.7**	**74.8**

Location: Mid Runway NMT # 3

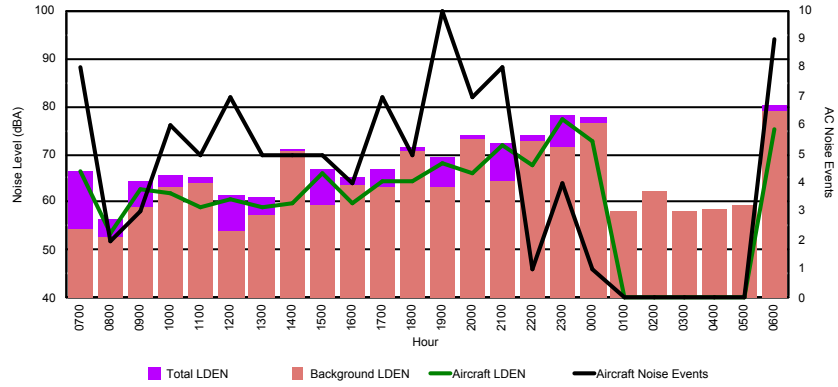

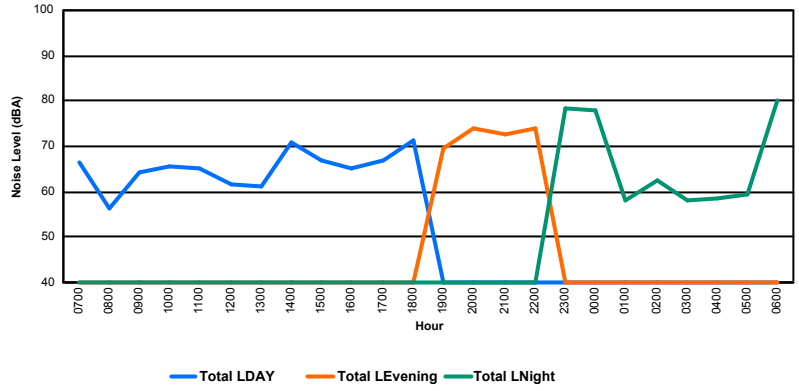

LE GOUVERNEMENT
DU GRAND-DUCHÉ DE LUXEMBOURG
Administration de la navigation aérienne

Luxembourg Airport

Noise Distribution by Hour

Between 30/06/2019 00:00:00 and 30/06/2019 23:59:59 (Local Time)

Day	Aircraft Events	Total LDEN dB (A)	Aircraft LDEN dB(A)	Background LDEN dB(A)	Total LDay dB(A)	Total LEvening dB(A)	Total LNight dB (A)
30/06/19 7:00	6	67.8	67.7	53.8	67.8	-	-
30/06/19 8:00	2	55.6	50.9	53.9	55.6	-	-
30/06/19 9:00	4	64.8	64.4	54.7	64.8	-	-
30/06/19 10:00	6	62.9	62.2	55.0	62.9	-	-
30/06/19 11:00	6	67.1	66.9	54.5	67.1	-	-
30/06/19 12:00	7	61.0	60.2	53.5	61.0	-	-
30/06/19 13:00	4	56.8	54.6	53.0	56.8	-	-
30/06/19 14:00	7	69.4	69.3	53.4	69.4	-	-
30/06/19 15:00	4	68.5	68.4	53.3	68.5	-	-
30/06/19 16:00	6	62.3	61.7	53.8	62.3	-	-
30/06/19 17:00	8	67.9	67.7	54.0	67.9	-	-
30/06/19 18:00	11	68.1	67.9	54.7	68.1	-	-
30/06/19 19:00	9	70.4	70.0	60.5	-	70.4	-
30/06/19 20:00	3	64.0	61.4	60.7	-	64.0	-
30/06/19 21:00	9	73.7	73.5	60.7	-	73.7	-
30/06/19 22:00	3	74.9	74.7	60.9	-	74.9	-
30/06/19 23:00	4	78.6	78.4	64.9	-	-	78.6
01/07/19 0:00	2	68.1	67.0	62.3	-	-	68.1
01/07/19 1:00	-	60.9	-	61.3	-	-	60.9
01/07/19 2:00	-	60.8	-	61.2	-	-	60.8
01/07/19 3:00	-	62.0	-	62.0	-	-	62.0
01/07/19 4:00	-	63.0	-	63.1	-	-	63.0
01/07/19 5:00	-	68.0	-	68.9	-	-	68.0
01/07/19 6:00	17	79.8	79.5	74.4	-	-	79.8
	118	**71.0**	**70.5**	**63.5**	**66.1**	**72.3**	**73.7**

Location: NDB-Hamm NMT # 4

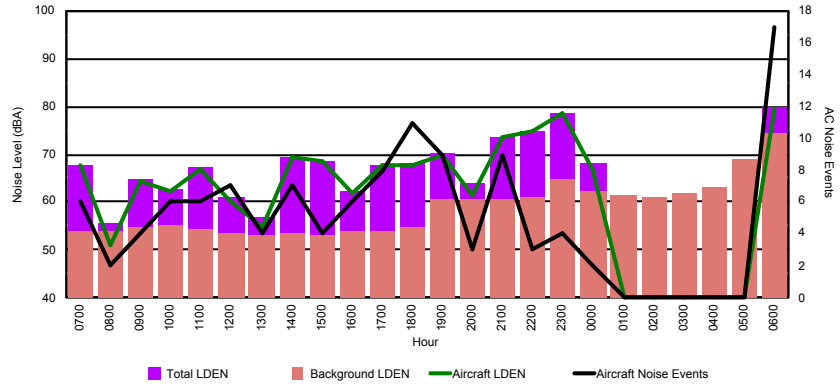

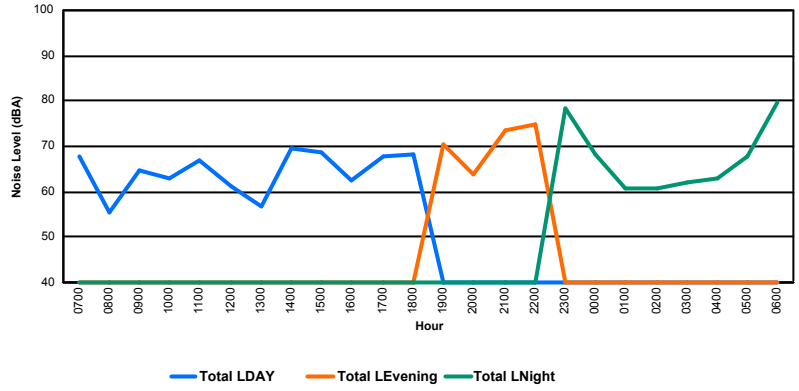

LE GOUVERNEMENT
DU GRAND-DUCHÉ DE LUXEMBOURG
Administration de la navigation aérienne

Luxembourg Airport

Noise Distribution by Hour

Between 01/07/2019 00:00:00 and 01/07/2019 23:59:59 (Local Time)

Day	Aircraft Events	Total LDEN dB (A)	Aircraft LDEN dB(A)	Background LDEN dB(A)	Total LDay dB(A)	Total LEvening dB(A)	Total LNight dB (A)
01/07/19 7:00	3	57.1	56.5	48.7	57.1	-	-
01/07/19 8:00	4	52.6	51.3	47.0	52.6	-	-
01/07/19 9:00	9	55.5	53.6	51.3	55.5	-	-
01/07/19 10:00	8	58.1	57.1	51.1	58.1	-	-
01/07/19 11:00	7	55.2	53.1	51.2	55.2	-	-
01/07/19 12:00	6	59.1	57.5	54.1	59.1	-	-
01/07/19 13:00	3	53.5	46.0	52.7	53.5	-	-
01/07/19 14:00	5	55.5	53.0	52.0	55.5	-	-
01/07/19 15:00	6	54.4	51.7	51.2	54.4	-	-
01/07/19 16:00	3	57.0	56.3	48.6	57.0	-	-
01/07/19 17:00	11	58.4	57.6	51.3	58.4	-	-
01/07/19 18:00	10	58.1	57.2	51.3	58.1	-	-
01/07/19 19:00	7	64.3	63.7	55.0	-	64.3	-
01/07/19 20:00	9	62.8	61.4	57.5	-	62.8	-
01/07/19 21:00	6	59.4	58.5	52.4	-	59.4	-
01/07/19 22:00	14	62.7	62.2	54.3	-	62.7	-
01/07/19 23:00	3	62.0	59.9	58.1	-	-	62.0
02/07/19 0:00	-	52.1	-	52.2	-	-	52.1
02/07/19 1:00	-	44.9	-	44.9	-	-	44.9
02/07/19 2:00	-	42.3	-	42.3	-	-	42.3
02/07/19 3:00	-	41.7	-	41.7	-	-	41.7
02/07/19 4:00	-	48.8	-	48.8	-	-	48.8
02/07/19 5:00	-	60.3	-	60.3	-	-	60.3
02/07/19 6:00	3	62.4	59.6	59.4	-	-	62.4
	117	**58.6**	**57.0**	**53.8**	**56.6**	**62.6**	**57.7**

Location: Roodt/Syr NMT # 1

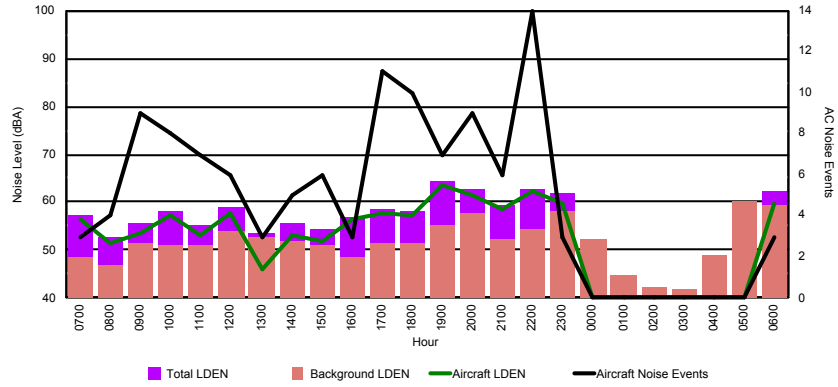

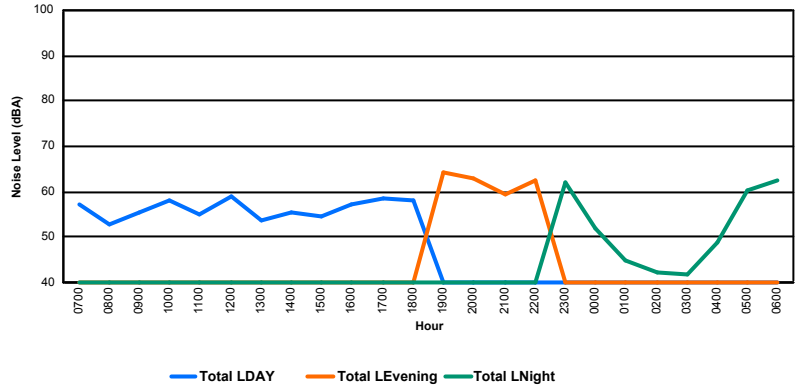

LE GOUVERNEMENT
DU GRAND-DUCHÉ DE LUXEMBOURG
Administration de la navigation aérienne

Luxembourg Airport

Noise Distribution by Hour

Between 01/07/2019 00:00:00 and 01/07/2019 23:59:59 (Local Time)

Day	Aircraft Events	Total LDEN dB (A)	Aircraft LDEN dB(A)	Background LDEN dB(A)	Total LDay dB(A)	Total LEvening dB(A)	Total LNight dB (A)
01/07/19 7:00	1	57.9	57.5	45.8	57.9	-	-
01/07/19 8:00	6	64.7	64.4	52.5	64.7	-	-
01/07/19 9:00	9	73.8	66.9	73.0	73.8	-	-
01/07/19 10:00	9	72.4	72.4	53.4	72.4	-	-
01/07/19 11:00	7	67.8	67.7	52.6	67.8	-	-
01/07/19 12:00	7	72.3	72.2	54.9	72.3	-	-
01/07/19 13:00	3	61.1	60.7	50.9	61.1	-	-
01/07/19 14:00	6	67.7	67.6	51.8	67.7	-	-
01/07/19 15:00	8	66.8	66.6	51.8	66.8	-	-
01/07/19 16:00	4	70.3	70.3	50.9	70.3	-	-
01/07/19 17:00	12	70.7	70.6	52.0	70.7	-	-
01/07/19 18:00	11	72.0	72.0	50.9	72.0	-	-
01/07/19 19:00	8	77.3	77.3	55.6	-	77.3	-
01/07/19 20:00	10	75.3	75.2	55.8	-	75.3	-
01/07/19 21:00	7	72.4	72.3	56.7	-	72.4	-
01/07/19 22:00	14	76.4	76.4	59.2	-	76.4	-
01/07/19 23:00	3	73.1	72.9	59.9	-	-	73.1
02/07/19 0:00	-	54.0	-	54.0	-	-	54.0
02/07/19 1:00	-	52.6	-	52.6	-	-	52.6
02/07/19 2:00	-	52.6	-	52.6	-	-	52.6
02/07/19 3:00	-	53.4	-	53.4	-	-	53.4
02/07/19 4:00	-	60.0	-	60.0	-	-	60.0
02/07/19 5:00	-	61.9	-	61.9	-	-	61.9
02/07/19 6:00	11	73.2	72.9	61.7	-	-	73.2
	136	**71.1**	**70.7**	**60.9**	**69.9**	**75.7**	**67.5**

Location: DVOR NMT # 2

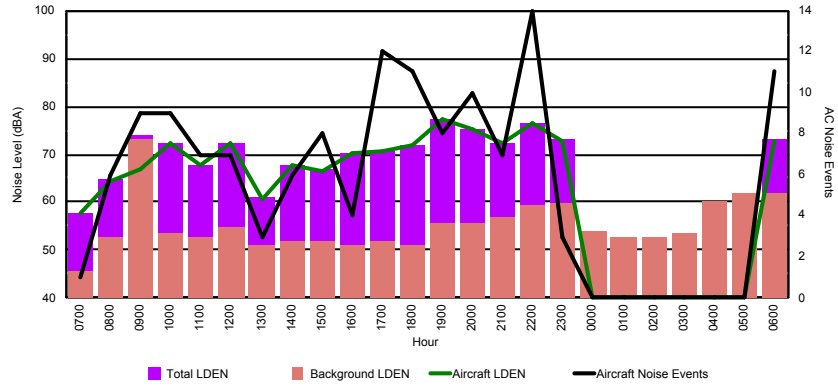

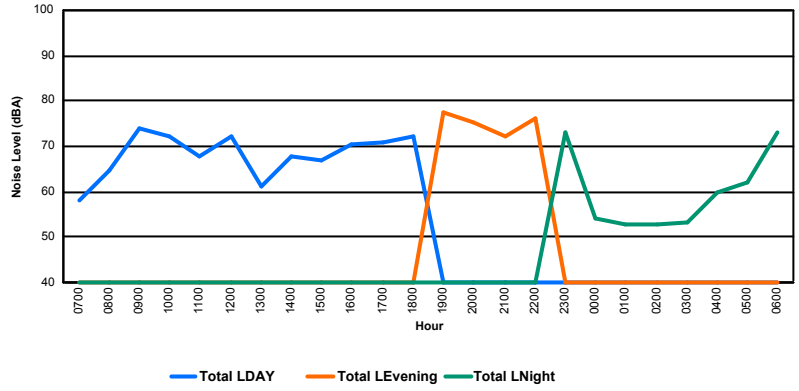

LE GOUVERNEMENT
DU GRAND-DUCHÉ DE LUXEMBOURG
Administration de la navigation aérienne

Luxembourg Airport

Noise Distribution by Hour

Between 01/07/2019 00:00:00 and 01/07/2019 23:59:59 (Local Time)

Day	Aircraft Events	Total LDEN dB (A)	Aircraft LDEN dB(A)	Background LDEN dB(A)	Total LDay dB(A)	Total LEvening dB(A)	Total LNight dB (A)
01/07/19 7:00	6	61.6	60.2	56.1	61.6	-	-
01/07/19 8:00	12	65.0	64.0	57.7	65.0	-	-
01/07/19 9:00	6	67.4	64.4	64.4	67.4	-	-
01/07/19 10:00	6	66.5	59.0	65.8	66.5	-	-
01/07/19 11:00	12	64.1	60.0	62.0	64.1	-	-
01/07/19 12:00	8	63.4	59.8	60.9	63.4	-	-
01/07/19 13:00	6	60.6	58.7	56.1	60.6	-	-
01/07/19 14:00	7	66.2	65.0	60.2	66.2	-	-
01/07/19 15:00	5	66.3	61.8	64.5	66.3	-	-
01/07/19 16:00	8	74.2	64.8	73.6	74.2	-	-
01/07/19 17:00	10	71.0	62.1	70.4	71.0	-	-
01/07/19 18:00	12	66.8	65.8	59.9	66.8	-	-
01/07/19 19:00	3	77.0	75.5	71.9	-	77.0	-
01/07/19 20:00	8	74.3	72.9	68.5	-	74.3	-
01/07/19 21:00	4	73.9	71.3	70.6	-	73.9	-
01/07/19 22:00	2	73.0	64.8	72.4	-	73.0	-
01/07/19 23:00	1	71.0	66.1	69.3	-	-	71.0
02/07/19 0:00	-	76.1	-	76.2	-	-	76.1
02/07/19 1:00	-	60.1	-	60.1	-	-	60.1
02/07/19 2:00	1	65.9	42.2	65.9	-	-	65.9
02/07/19 3:00	-	59.6	-	59.6	-	-	59.6
02/07/19 4:00	-	59.9	-	59.9	-	-	59.9
02/07/19 5:00	-	62.5	-	62.6	-	-	62.5
02/07/19 6:00	12	76.6	76.1	67.9	-	-	76.6
	129	**71.0**	**67.6**	**68.4**	**67.8**	**74.8**	**71.3**

Location: Mid Runway NMT # 3

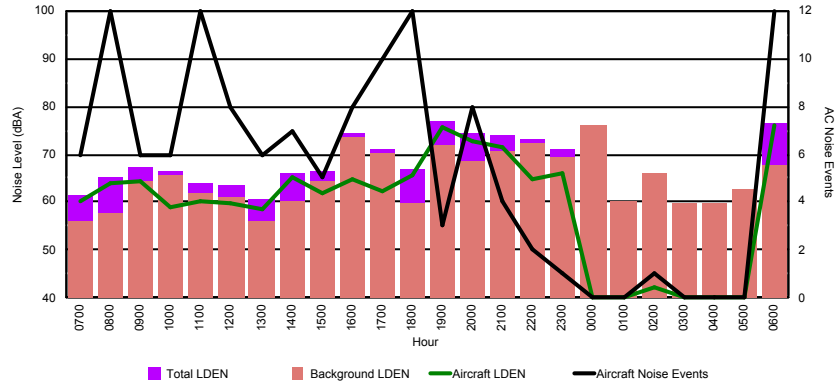

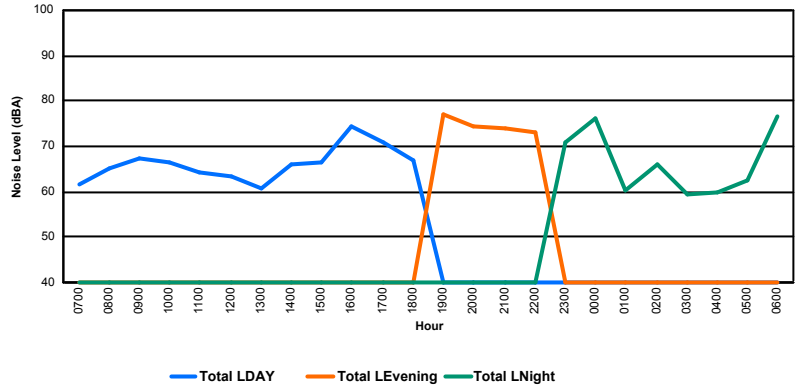

LE GOUVERNEMENT
DU GRAND-DUCHÉ DE LUXEMBOURG
Administration de la navigation aérienne

Luxembourg Airport

Noise Distribution by Hour

Between 01/07/2019 00:00:00 and 01/07/2019 23:59:59 (Local Time)

Day	Aircraft Events	Total LDEN dB (A)	Aircraft LDEN dB(A)	Background LDEN dB(A)	Total LDay dB(A)	Total LEvening dB(A)	Total LNight dB (A)
01/07/19 7:00	7	62.6	59.9	62.0	62.6	-	-
01/07/19 8:00	16	67.1	66.6	62.5	67.1	-	-
01/07/19 9:00	5	66.3	65.0	60.5	66.3	-	-
01/07/19 10:00	6	62.7	59.4	60.1	62.7	-	-
01/07/19 11:00	9	62.5	59.7	59.5	62.5	-	-
01/07/19 12:00	7	62.7	60.5	58.8	62.7	-	-
01/07/19 13:00	2	60.2	54.2	59.1	60.2	-	-
01/07/19 14:00	7	67.7	67.0	59.1	67.7	-	-
01/07/19 15:00	8	65.3	64.2	58.9	65.3	-	-
01/07/19 16:00	6	64.1	62.8	58.5	64.1	-	-
01/07/19 17:00	7	63.6	62.2	58.4	63.6	-	-
01/07/19 18:00	10	63.2	61.9	57.6	63.2	-	-
01/07/19 19:00	10	67.8	66.2	62.8	-	67.8	-
01/07/19 20:00	7	73.6	73.2	62.9	-	73.6	-
01/07/19 21:00	6	72.7	72.3	62.5	-	72.7	-
01/07/19 22:00	2	69.2	68.5	61.0	-	69.2	-
01/07/19 23:00	1	70.1	68.6	64.8	-	-	70.1
02/07/19 0:00	2	79.1	79.1	62.9	-	-	79.1
02/07/19 1:00	-	61.8	-	62.2	-	-	61.8
02/07/19 2:00	1	63.1	58.4	61.7	-	-	63.1
02/07/19 3:00	-	63.0	-	63.1	-	-	63.0
02/07/19 4:00	-	65.4	-	65.8	-	-	65.4
02/07/19 5:00	-	69.4	-	70.9	-	-	69.4
02/07/19 6:00	3	74.4	70.5	74.1	-	-	74.4
	122	**69.8**	**68.6**	**64.7**	**64.5**	**71.5**	**72.3**

Location: NDB-Hamm NMT # 4

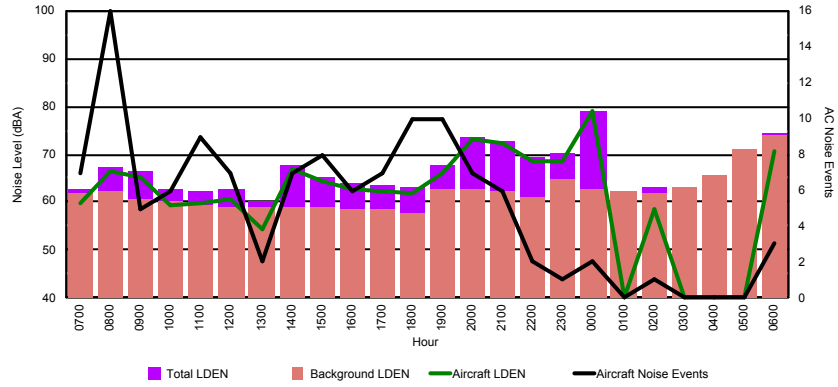

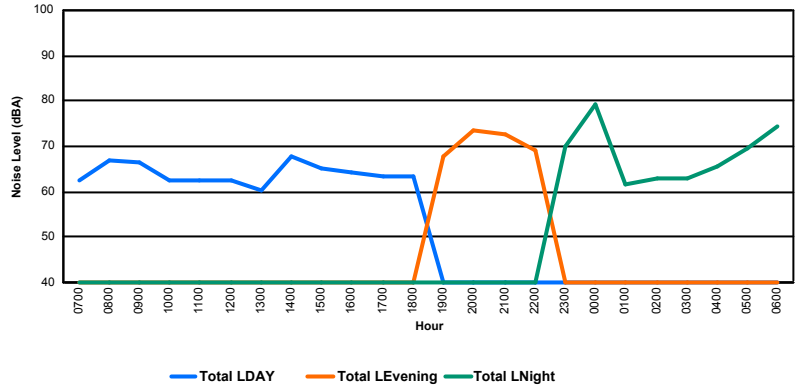

LE GOUVERNEMENT
DU GRAND-DUCHÉ DE LUXEMBOURG
Administration de la navigation aérienne

Luxembourg Airport

Noise Distribution by Hour

Between 02/07/2019 00:00:00 and 02/07/2019 23:59:59 (Local Time)

Day	Aircraft Events	Total LDEN dB (A)	Aircraft LDEN dB(A)	Background LDEN dB(A)	Total LDay dB(A)	Total LEvening dB(A)	Total LNight dB (A)
02/07/19 7:00	4	59.3	58.8	48.8	59.3	-	-
02/07/19 8:00	1	48.9	43.2	47.6	48.9	-	-
02/07/19 9:00	1	57.4	57.0	46.5	57.4	-	-
02/07/19 10:00	1	50.3	40.6	49.8	50.3	-	-
02/07/19 11:00	3	53.9	49.5	52.0	53.9	-	-
02/07/19 12:00	-	47.8	-	47.8	47.8	-	-
02/07/19 13:00	2	59.7	47.4	59.6	59.7	-	-
02/07/19 14:00	1	51.9	44.5	51.0	51.9	-	-
02/07/19 15:00	4	53.3	50.3	50.5	53.3	-	-
02/07/19 16:00	3	56.3	54.8	51.1	56.3	-	-
02/07/19 17:00	2	57.2	56.2	50.6	57.2	-	-
02/07/19 18:00	3	51.3	46.1	49.8	51.3	-	-
02/07/19 19:00	2	57.8	53.0	56.0	-	57.8	-
02/07/19 20:00	1	60.0	58.8	53.7	-	60.0	-
02/07/19 21:00	2	59.6	58.5	53.2	-	59.6	-
02/07/19 22:00	2	63.4	62.8	54.5	-	63.4	-
02/07/19 23:00	3	68.7	67.4	62.9	-	-	68.7
03/07/19 0:00	-	60.4	-	60.5	-	-	60.4
03/07/19 1:00	-	43.9	-	43.9	-	-	43.9
03/07/19 2:00	-	42.7	-	42.7	-	-	42.7
03/07/19 3:00	-	41.9	-	41.9	-	-	41.9
03/07/19 4:00	-	59.6	-	59.6	-	-	59.6
03/07/19 5:00	-	58.7	-	58.7	-	-	58.7
03/07/19 6:00	4	66.2	65.3	59.0	-	-	66.2
	39	**59.9**	**57.9**	**55.6**	**55.5**	**60.7**	**62.5**

Location: Roodt/Syr NMT # 1

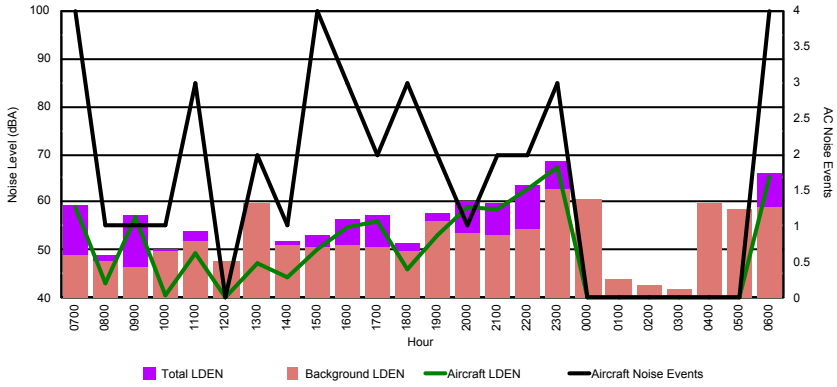

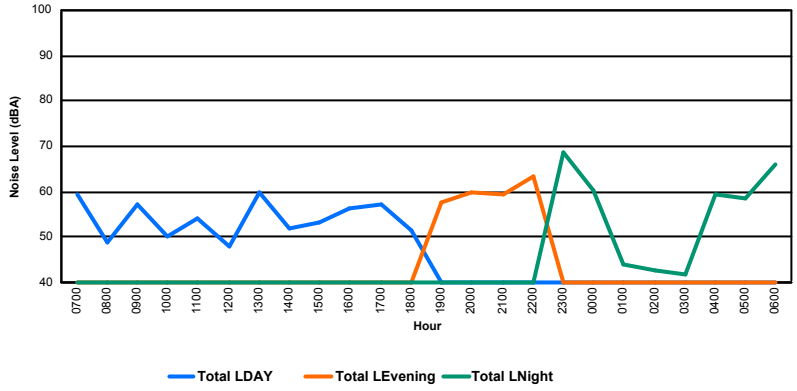

LE GOUVERNEMENT
DU GRAND-DUCHÉ DE LUXEMBOURG
Administration de la navigation aérienne

Luxembourg Airport

Noise Distribution by Hour

Between 02/07/2019 00:00:00 and 02/07/2019 23:59:59 (Local Time)

Day	Aircraft Events	Total LDEN dB (A)	Aircraft LDEN dB(A)	Background LDEN dB(A)	Total LDay dB(A)	Total LEvening dB(A)	Total LNight dB (A)
02/07/19 7:00	8	70.1	70.0	51.3	70.1	-	-
02/07/19 8:00	2	55.1	52.7	51.4	55.1	-	-
02/07/19 9:00	4	67.3	67.2	50.9	67.3	-	-
02/07/19 10:00	6	58.3	57.3	51.4	58.3	-	-
02/07/19 11:00	10	65.0	64.9	51.0	65.0	-	-
02/07/19 12:00	5	58.9	58.3	50.3	58.9	-	-
02/07/19 13:00	4	60.1	59.8	48.8	60.1	-	-
02/07/19 14:00	7	57.9	57.0	50.4	57.9	-	-
02/07/19 15:00	9	62.8	62.5	51.1	62.8	-	-
02/07/19 16:00	8	65.1	64.9	51.2	65.1	-	-
02/07/19 17:00	7	67.9	67.8	50.7	67.9	-	-
02/07/19 18:00	8	61.1	60.7	51.1	61.1	-	-
02/07/19 19:00	8	65.6	65.0	57.1	-	65.6	-
02/07/19 20:00	4	73.0	73.0	53.5	-	73.0	-
02/07/19 21:00	3	68.4	68.2	54.0	-	68.4	-
02/07/19 22:00	2	72.0	71.9	53.0	-	72.0	-
02/07/19 23:00	4	79.2	79.1	57.7	-	-	79.2
03/07/19 0:00	-	54.5	-	54.5	-	-	54.5
03/07/19 1:00	-	52.8	-	52.8	-	-	52.8
03/07/19 2:00	-	53.0	-	53.0	-	-	53.0
03/07/19 3:00	-	53.6	-	53.6	-	-	53.6
03/07/19 4:00	-	57.6	-	57.6	-	-	57.6
03/07/19 5:00	-	62.1	-	62.1	-	-	62.1
03/07/19 6:00	14	74.5	74.3	61.6	-	-	74.5
	113	**69.1**	**68.9**	**55.1**	**64.6**	**70.6**	**71.6**

Location: DVOR NMT # 2

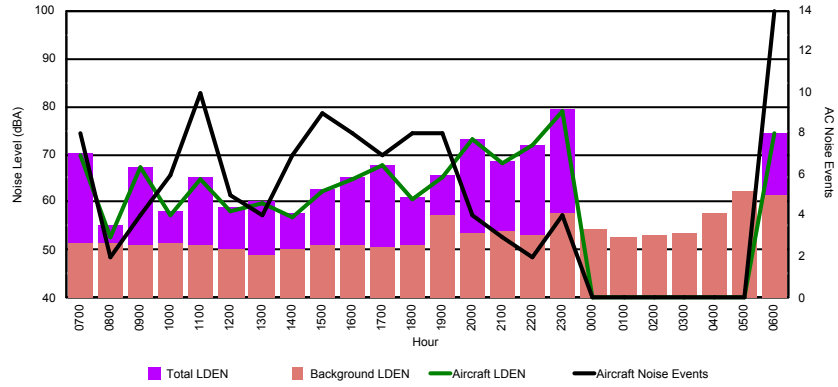

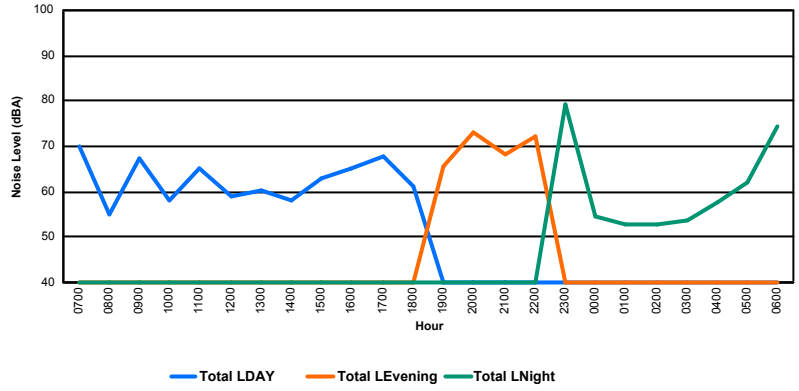

LE GOUVERNEMENT
DU GRAND-DUCHÉ DE LUXEMBOURG
Administration de la navigation aérienne

Luxembourg Airport

Noise Distribution by Hour

Between 02/07/2019 00:00:00 and 02/07/2019 23:59:59 (Local Time)

Day	Aircraft Events	Total LDEN dB (A)	Aircraft LDEN dB(A)	Background LDEN dB(A)	Total LDay dB(A)	Total LEvening dB(A)	Total LNight dB (A)
02/07/19 7:00	10	72.9	71.9	66.3	72.9	-	-
02/07/19 8:00	2	60.2	55.6	58.4	60.2	-	-
02/07/19 9:00	5	67.5	67.2	56.1	67.5	-	-
02/07/19 10:00	8	62.9	61.2	58.3	62.9	-	-
02/07/19 11:00	11	67.5	67.1	57.6	67.5	-	-
02/07/19 12:00	8	63.0	62.3	54.7	63.0	-	-
02/07/19 13:00	4	63.5	62.5	57.0	63.5	-	-
02/07/19 14:00	9	61.9	61.1	54.3	61.9	-	-
02/07/19 15:00	13	68.9	68.5	59.4	68.9	-	-
02/07/19 16:00	11	69.8	69.4	59.7	69.8	-	-
02/07/19 17:00	10	68.0	67.6	58.0	68.0	-	-
02/07/19 18:00	11	66.0	65.4	57.4	66.0	-	-
02/07/19 19:00	10	70.6	69.5	64.4	-	70.6	-
02/07/19 20:00	8	72.8	72.4	60.8	-	72.8	-
02/07/19 21:00	3	69.6	68.0	65.0	-	69.6	-
02/07/19 22:00	3	74.0	73.6	62.8	-	74.0	-
02/07/19 23:00	5	78.0	77.7	66.9	-	-	78.0
03/07/19 0:00	-	60.3	-	60.4	-	-	60.3
03/07/19 1:00	-	58.1	-	58.1	-	-	58.1
03/07/19 2:00	-	60.7	-	60.7	-	-	60.7
03/07/19 3:00	-	61.0	-	61.1	-	-	61.0
03/07/19 4:00	-	58.8	-	58.8	-	-	58.8
03/07/19 5:00	-	62.6	-	62.7	-	-	62.6
03/07/19 6:00	16	77.7	77.3	68.9	-	-	77.7
	147	**70.4**	**69.7**	**62.1**	**67.5**	**72.1**	**72.1**

Location: Mid Runway NMT # 3

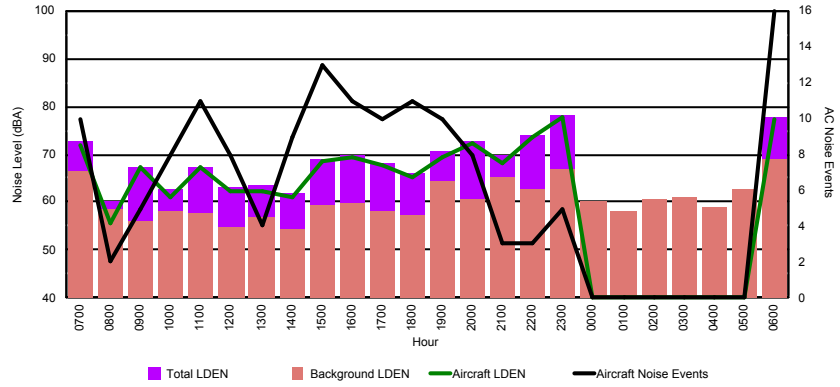

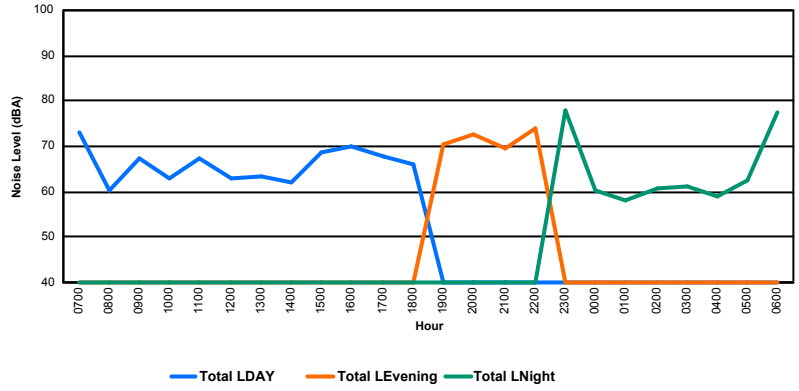

LE GOUVERNEMENT
DU GRAND-DUCHÉ DE LUXEMBOURG
Administration de la navigation aérienne

Luxembourg Airport

Noise Distribution by Hour

Between 02/07/2019 00:00:00 and 02/07/2019 23:59:59 (Local Time)

Day	Aircraft Events	Total LDEN dB (A)	Aircraft LDEN dB(A)	Background LDEN dB(A)	Total LDay dB(A)	Total LEvening dB(A)	Total LNight dB (A)
02/07/19 7:00	5	68.5	67.5	65.8	68.5	-	-
02/07/19 8:00	3	66.7	64.9	64.9	66.7	-	-
02/07/19 9:00	11	65.7	63.5	62.2	65.7	-	-
02/07/19 10:00	12	67.0	65.2	62.7	67.0	-	-
02/07/19 11:00	9	66.6	65.0	61.8	66.6	-	-
02/07/19 12:00	4	63.8	60.5	61.3	63.8	-	-
02/07/19 13:00	9	65.5	63.6	61.2	65.5	-	-
02/07/19 14:00	9	65.2	63.1	61.4	65.2	-	-
02/07/19 15:00	7	65.9	64.3	60.8	65.9	-	-
02/07/19 16:00	10	66.3	64.9	61.0	66.3	-	-
02/07/19 17:00	4	62.4	57.7	60.7	62.4	-	-
02/07/19 18:00	9	66.8	65.9	59.7	66.8	-	-
02/07/19 19:00	6	72.6	71.9	64.6	-	72.6	-
02/07/19 20:00	7	70.7	69.7	64.3	-	70.7	-
02/07/19 21:00	5	70.4	69.3	64.2	-	70.4	-
02/07/19 22:00	14	72.2	71.5	64.5	-	72.2	-
02/07/19 23:00	3	74.1	72.8	68.2	-	-	74.1
03/07/19 0:00	-	64.8	-	65.6	-	-	64.8
03/07/19 1:00	-	63.6	-	64.1	-	-	63.6
03/07/19 2:00	-	62.7	-	63.2	-	-	62.7
03/07/19 3:00	-	64.1	-	64.3	-	-	64.1
03/07/19 4:00	-	66.8	-	67.5	-	-	66.8
03/07/19 5:00	-	70.2	-	71.6	-	-	70.2
03/07/19 6:00	9	77.7	75.7	87.9	-	-	77.7
	136	**69.5**	**67.6**	**74.6**	**66.1**	**71.6**	**71.4**

Location: NDB-Hamm NMT # 4

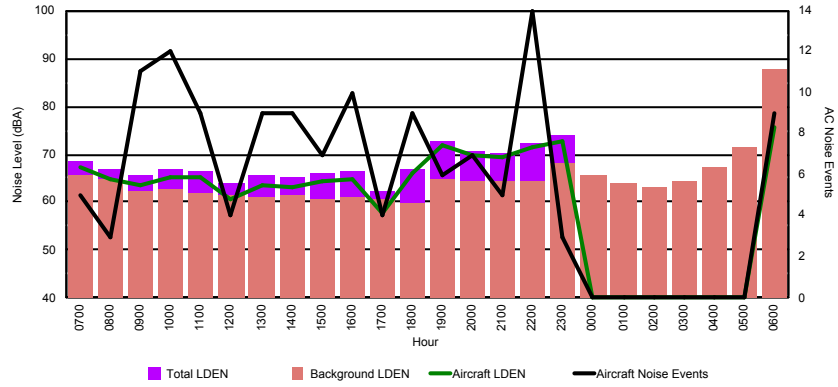

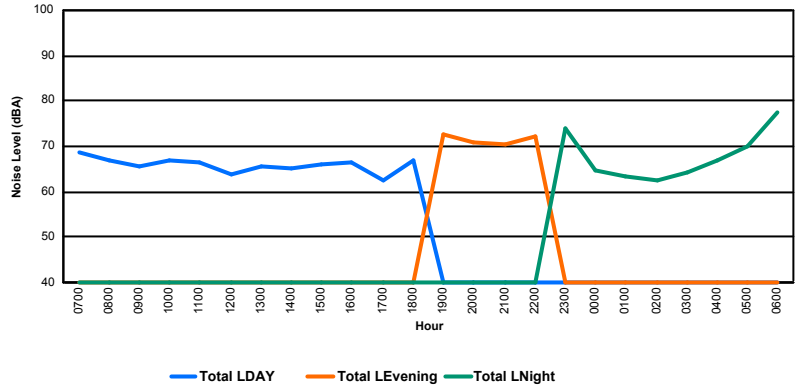

LE GOUVERNEMENT
DU GRAND-DUCHÉ DE LUXEMBOURG
Administration de la navigation aérienne

Luxembourg Airport

Noise Distribution by Hour

Between 03/07/2019 00:00:00 and 03/07/2019 23:59:59 (Local Time)

Day	Aircraft Events	Total LDEN dB (A)	Aircraft LDEN dB(A)	Background LDEN dB(A)	Total LDay dB(A)	Total LEvening dB(A)	Total LNight dB (A)
03/07/19 7:00	1	49.0	33.3	48.9	49.0	-	-
03/07/19 8:00	1	47.3	42.3	45.7	47.3	-	-
03/07/19 9:00	1	50.0	45.4	48.2	50.0	-	-
03/07/19 10:00	3	55.7	53.2	52.3	55.7	-	-
03/07/19 11:00	2	51.6	45.7	50.4	51.6	-	-
03/07/19 12:00	4	57.3	56.7	48.5	57.3	-	-
03/07/19 13:00	2	56.2	55.1	49.6	56.2	-	-
03/07/19 14:00	2	50.6	47.8	47.4	50.6	-	-
03/07/19 15:00	3	57.6	56.9	49.0	57.6	-	-
03/07/19 16:00	-	48.5	-	48.5	48.5	-	-
03/07/19 17:00	3	51.7	48.3	49.6	51.7	-	-
03/07/19 18:00	1	55.9	53.5	52.1	55.9	-	-
03/07/19 19:00	1	59.4	55.7	57.1	-	59.4	-
03/07/19 20:00	1	58.0	47.5	57.6	-	58.0	-
03/07/19 21:00	3	60.4	58.8	55.5	-	60.4	-
03/07/19 22:00	4	61.4	60.5	54.6	-	61.4	-
03/07/19 23:00	1	61.7	58.7	58.6	-	-	61.7
04/07/19 0:00	-	56.0	-	56.0	-	-	56.0
04/07/19 1:00	-	48.5	-	48.5	-	-	48.5
04/07/19 2:00	-	46.6	-	46.6	-	-	46.6
04/07/19 3:00	-	48.8	-	48.9	-	-	48.8
04/07/19 4:00	-	49.5	-	49.5	-	-	49.5
04/07/19 5:00	-	57.8	-	57.8	-	-	57.8
04/07/19 6:00	6	70.4	70.1	59.8	-	-	70.4
	39	**59.4**	**58.0**	**53.8**	**54.0**	**60.0**	**62.3**

Location: Roodt/Syr NMT # 1

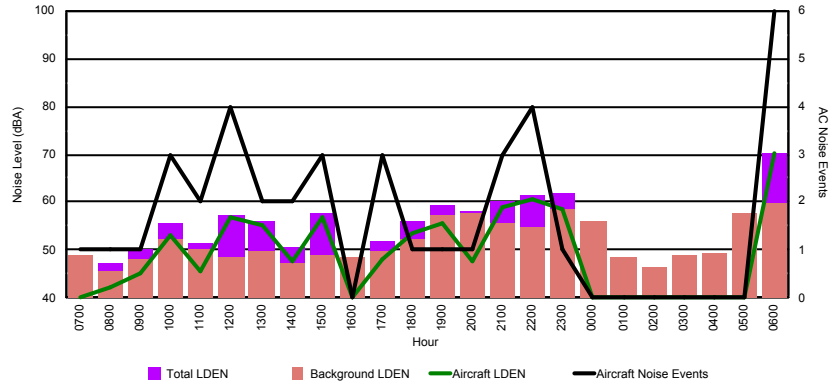

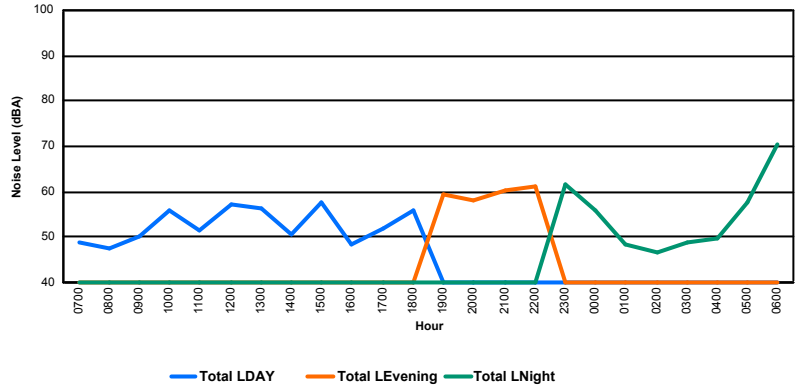

LE GOUVERNEMENT
DU GRAND-DUCHÉ DE LUXEMBOURG
Administration de la navigation aérienne

Luxembourg Airport

Noise Distribution by Hour

Between 03/07/2019 00:00:00 and 03/07/2019 23:59:59 (Local Time)

Day	Aircraft Events	Total LDEN dB (A)	Aircraft LDEN dB(A)	Background LDEN dB(A)	Total LDay dB(A)	Total LEvening dB(A)	Total LNight dB (A)
03/07/19 7:00	7	61.8	61.4	51.3	61.8	-	-
03/07/19 8:00	2	54.4	51.9	50.8	54.4	-	-
03/07/19 9:00	4	61.0	60.4	52.1	61.0	-	-
03/07/19 10:00	7	64.2	63.9	52.9	64.2	-	-
03/07/19 11:00	10	60.3	59.6	52.6	60.3	-	-
03/07/19 12:00	7	66.5	66.3	51.7	66.5	-	-
03/07/19 13:00	4	65.9	65.8	51.7	65.9	-	-
03/07/19 14:00	6	59.3	58.5	51.9	59.3	-	-
03/07/19 15:00	8	66.7	66.5	52.0	66.7	-	-
03/07/19 16:00	3	58.5	57.7	51.1	58.5	-	-
03/07/19 17:00	6	61.2	60.8	51.2	61.2	-	-
03/07/19 18:00	11	65.1	64.9	53.0	65.1	-	-
03/07/19 19:00	7	67.7	67.4	56.4	-	67.7	-
03/07/19 20:00	4	63.2	62.5	55.0	-	63.2	-
03/07/19 21:00	4	67.4	67.2	54.4	-	67.4	-
03/07/19 22:00	6	70.3	70.2	54.1	-	70.3	-
03/07/19 23:00	1	66.8	66.3	56.8	-	-	66.8
04/07/19 0:00	-	53.5	-	53.5	-	-	53.5
04/07/19 1:00	-	53.1	-	53.1	-	-	53.1
04/07/19 2:00	-	52.6	-	52.6	-	-	52.6
04/07/19 3:00	-	53.7	-	53.7	-	-	53.7
04/07/19 4:00	-	58.2	-	58.2	-	-	58.2
04/07/19 5:00	-	61.2	-	61.2	-	-	61.2
04/07/19 6:00	14	79.4	79.3	61.4	-	-	79.4
	111	**67.8**	**67.5**	**55.1**	**63.3**	**67.8**	**70.7**

Location: DVOR NMT # 2

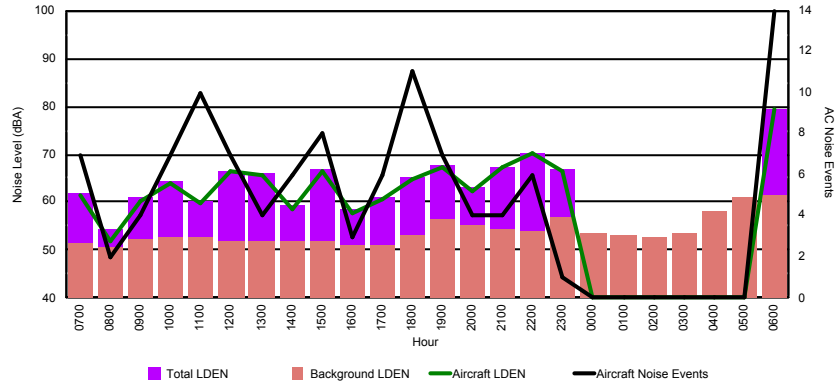

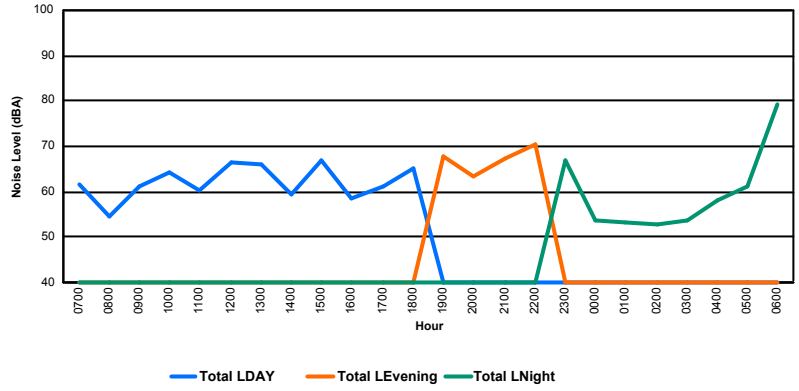

LE GOUVERNEMENT
DU GRAND-DUCHÉ DE LUXEMBOURG
Administration de la navigation aérienne

Luxembourg Airport

Noise Distribution by Hour

Between 03/07/2019 00:00:00 and 03/07/2019 23:59:59 (Local Time)

Day	Aircraft Events	Total LDEN dB (A)	Aircraft LDEN dB(A)	Background LDEN dB(A)	Total LDay dB(A)	Total LEvening dB(A)	Total LNight dB (A)
03/07/19 7:00	7	65.7	64.8	59.1	65.7	-	-
03/07/19 8:00	2	58.6	56.4	54.8	58.6	-	-
03/07/19 9:00	6	64.0	63.6	54.1	64.0	-	-
03/07/19 10:00	11	66.4	66.0	56.5	66.4	-	-
03/07/19 11:00	12	67.7	67.3	57.0	67.7	-	-
03/07/19 12:00	9	68.3	68.0	56.5	68.3	-	-
03/07/19 13:00	8	67.8	67.5	56.5	67.8	-	-
03/07/19 14:00	15	63.8	62.9	57.1	63.8	-	-
03/07/19 15:00	9	67.9	67.5	57.4	67.9	-	-
03/07/19 16:00	5	64.5	63.6	57.4	64.5	-	-
03/07/19 17:00	8	67.4	66.8	58.7	67.4	-	-
03/07/19 18:00	18	70.0	69.5	60.9	70.0	-	-
03/07/19 19:00	14	72.8	72.4	63.0	-	72.8	-
03/07/19 20:00	9	71.2	70.2	64.7	-	71.2	-
03/07/19 21:00	4	72.5	72.1	62.6	-	72.5	-
03/07/19 22:00	11	76.3	74.0	72.6	-	76.3	-
03/07/19 23:00	1	77.0	75.1	72.6	-	-	77.0
04/07/19 0:00	-	60.7	-	60.9	-	-	60.7
04/07/19 1:00	-	61.5	-	61.6	-	-	61.5
04/07/19 2:00	-	59.3	-	59.3	-	-	59.3
04/07/19 3:00	-	60.4	-	60.4	-	-	60.4
04/07/19 4:00	-	60.5	-	60.5	-	-	60.5
04/07/19 5:00	-	61.9	-	62.0	-	-	61.9
04/07/19 6:00	18	82.5	82.1	73.5	-	-	82.5
	167	**72.0**	**71.2**	**65.2**	**66.8**	**73.6**	**74.7**

Location: Mid Runway NMT # 3

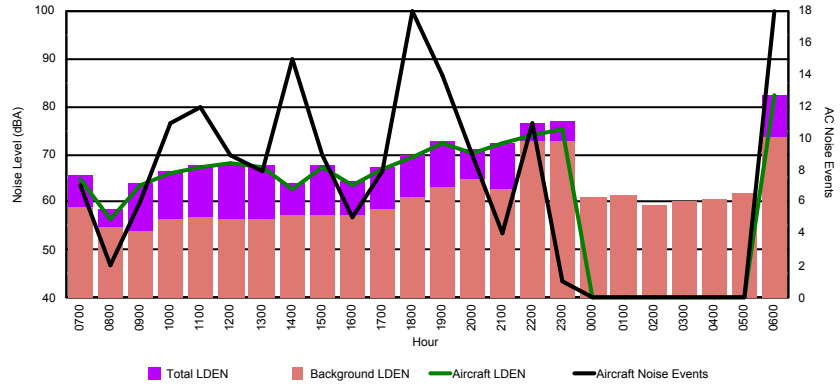

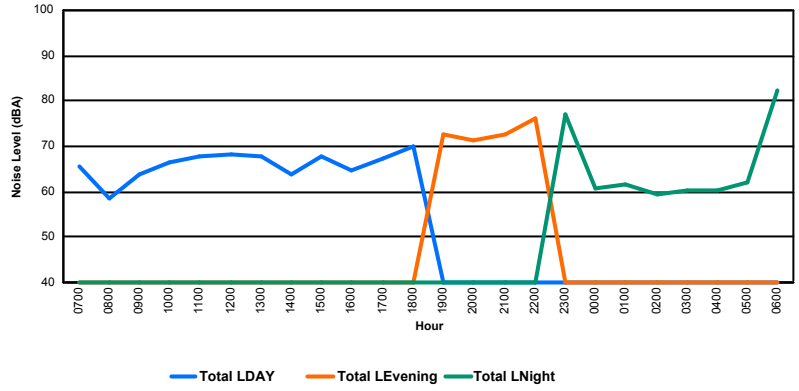

LE GOUVERNEMENT
DU GRAND-DUCHÉ DE LUXEMBOURG
Administration de la navigation aérienne

Luxembourg Airport

Noise Distribution by Hour

Between 03/07/2019 00:00:00 and 03/07/2019 23:59:59 (Local Time)

Day	Aircraft Events	Total LDEN dB (A)	Aircraft LDEN dB(A)	Background LDEN dB(A)	Total LDay dB(A)	Total LEvening dB(A)	Total LNight dB (A)
03/07/19 7:00	7	68.0	66.5	67.5	68.0	-	-
03/07/19 8:00	4	65.5	60.4	74.1	65.5	-	-
03/07/19 9:00	7	64.7	60.9	62.8	64.7	-	-
03/07/19 10:00	16	69.0	68.1	62.6	69.0	-	-
03/07/19 11:00	9	66.5	64.6	62.5	66.5	-	-
03/07/19 12:00	9	66.0	63.8	62.1	66.0	-	-
03/07/19 13:00	12	64.3	60.8	62.2	64.3	-	-
03/07/19 14:00	8	64.7	61.3	62.3	64.7	-	-
03/07/19 15:00	8	67.9	66.8	61.3	67.9	-	-
03/07/19 16:00	9	65.0	63.6	59.6	65.0	-	-
03/07/19 17:00	13	66.0	64.4	61.0	66.0	-	-
03/07/19 18:00	11	65.2	63.2	61.1	65.2	-	-
03/07/19 19:00	7	70.0	67.9	66.0	-	70.0	-
03/07/19 20:00	7	72.2	71.3	65.0	-	72.2	-
03/07/19 21:00	7	69.8	68.4	64.4	-	69.8	-
03/07/19 22:00	18	74.9	74.5	64.6	-	74.9	-
03/07/19 23:00	4	77.3	74.5	74.2	-	-	77.3
04/07/19 0:00	-	65.3	-	66.2	-	-	65.3
04/07/19 1:00	-	63.2	-	63.8	-	-	63.2
04/07/19 2:00	-	63.1	-	63.6	-	-	63.1
04/07/19 3:00	-	64.3	-	64.5	-	-	64.3
04/07/19 4:00	-	66.8	-	67.4	-	-	66.8
04/07/19 5:00	-	70.5	-	71.8	-	-	70.5
04/07/19 6:00	5	77.6	75.5	83.3	-	-	77.6
	161	**70.3**	**68.0**	**71.4**	**66.3**	**72.2**	**72.4**

Location: NDB-Hamm NMT # 4

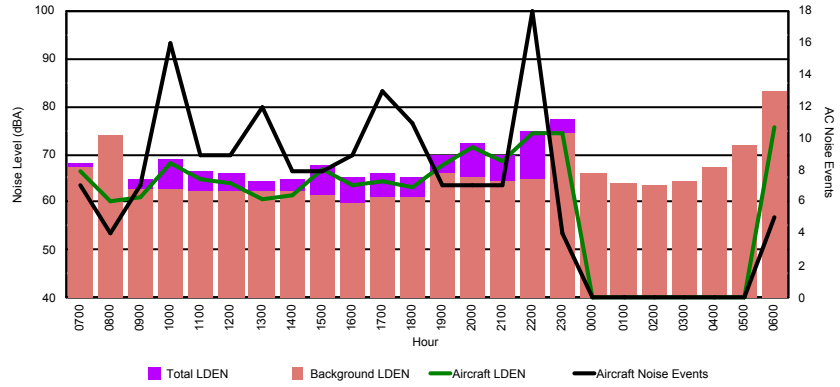

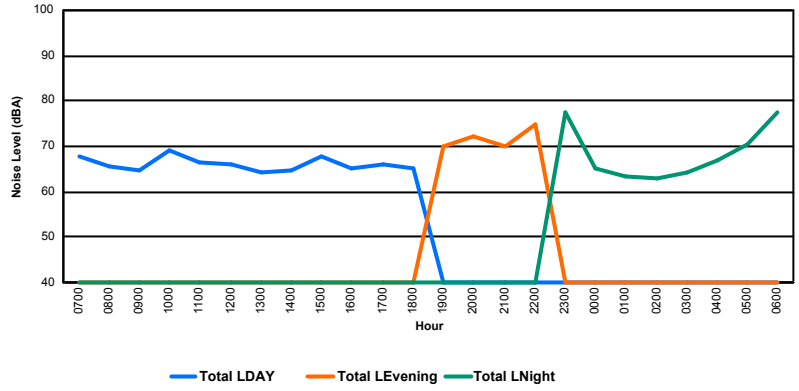

LE GOUVERNEMENT
DU GRAND-DUCHÉ DE LUXEMBOURG
Administration de la navigation aérienne

Luxembourg Airport

Noise Distribution by Hour

Between 04/07/2019 00:00:00 and 04/07/2019 23:59:59 (Local Time)

Day	Aircraft Events	Total LDEN dB (A)	Aircraft LDEN dB(A)	Background LDEN dB(A)	Total LDay dB(A)	Total LEvening dB(A)	Total LNight dB (A)
04/07/19 7:00	2	48.3	42.6	47.0	48.3	-	-
04/07/19 8:00	1	48.1	42.8	46.7	48.1	-	-
04/07/19 9:00	1	54.5	53.6	47.2	54.5	-	-
04/07/19 10:00	1	51.2	47.2	49.0	51.2	-	-
04/07/19 11:00	3	54.2	52.4	49.6	54.2	-	-
04/07/19 12:00	2	57.1	56.1	50.3	57.1	-	-
04/07/19 13:00	1	50.4	46.8	48.1	50.4	-	-
04/07/19 14:00	4	54.6	52.5	50.5	54.6	-	-
04/07/19 15:00	3	59.5	59.2	48.1	59.5	-	-
04/07/19 16:00	2	56.9	56.1	49.2	56.9	-	-
04/07/19 17:00	5	56.1	55.3	48.8	56.1	-	-
04/07/19 18:00	1	49.1	44.2	47.5	49.1	-	-
04/07/19 19:00	1	59.9	58.9	52.7	-	59.9	-
04/07/19 20:00	4	61.7	61.3	51.9	-	61.7	-
04/07/19 21:00	3	63.9	63.1	56.2	-	63.9	-
04/07/19 22:00	2	62.7	62.1	53.4	-	62.7	-
04/07/19 23:00	3	69.5	69.1	59.4	-	-	69.5
05/07/19 0:00	-	55.6	-	55.6	-	-	55.6
05/07/19 1:00	-	51.8	-	51.8	-	-	51.8
05/07/19 2:00	-	51.9	-	51.9	-	-	51.9
05/07/19 3:00	-	48.6	-	48.6	-	-	48.6
05/07/19 4:00	-	50.2	-	50.2	-	-	50.2
05/07/19 5:00	-	61.0	-	61.0	-	-	61.0
05/07/19 6:00	6	67.0	65.3	62.2	-	-	67.0
	45	**60.4**	**59.2**	**54.3**	**54.8**	**62.3**	**63.0**

Location: Roodt/Syr NMT # 1

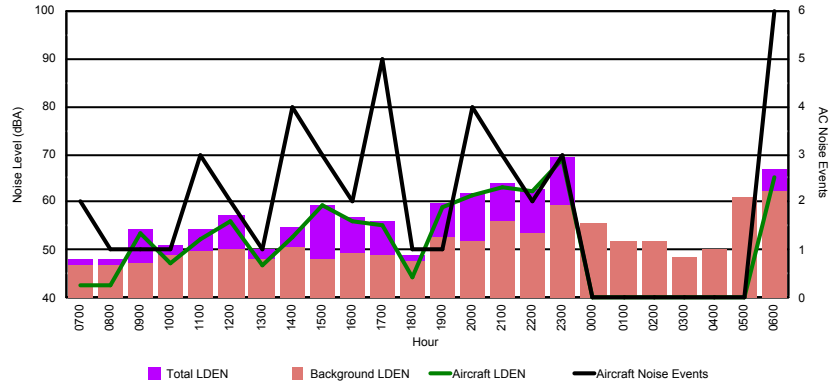

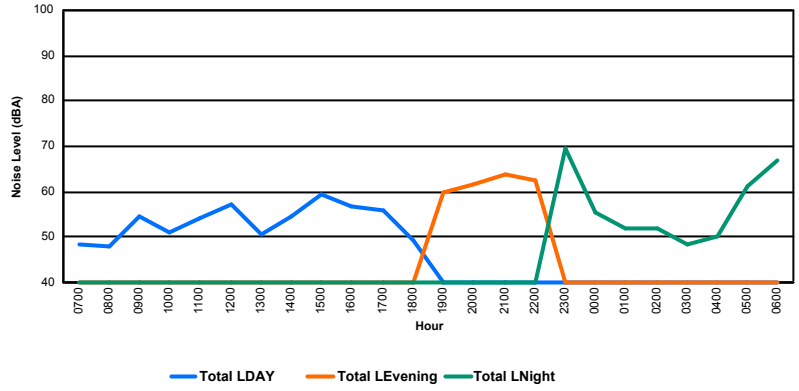

LE GOUVERNEMENT
DU GRAND-DUCHÉ DE LUXEMBOURG
Administration de la navigation aérienne

Luxembourg Airport

Noise Distribution by Hour

Between 04/07/2019 00:00:00 and 04/07/2019 23:59:59 (Local Time)

Day	Aircraft Events	Total LDEN dB (A)	Aircraft LDEN dB(A)	Background LDEN dB(A)	Total LDay dB(A)	Total LEvening dB(A)	Total LNight dB (A)
04/07/19 7:00	4	56.6	55.4	50.6	56.6	-	-
04/07/19 8:00	6	56.2	55.1	50.0	56.2	-	-
04/07/19 9:00	6	64.2	64.0	51.5	64.2	-	-
04/07/19 10:00	9	61.6	61.1	52.2	61.6	-	-
04/07/19 11:00	14	67.6	67.5	52.5	67.6	-	-
04/07/19 12:00	9	66.8	66.7	51.7	66.8	-	-
04/07/19 13:00	2	56.1	55.0	49.6	56.1	-	-
04/07/19 14:00	10	62.4	62.1	51.0	62.4	-	-
04/07/19 15:00	8	72.9	69.5	70.4	72.9	-	-
04/07/19 16:00	9	67.5	67.4	51.0	67.5	-	-
04/07/19 17:00	12	66.2	66.0	51.5	66.2	-	-
04/07/19 18:00	8	60.0	59.4	51.7	60.0	-	-
04/07/19 19:00	7	70.7	70.5	55.5	-	70.7	-
04/07/19 20:00	5	72.0	71.9	53.8	-	72.0	-
04/07/19 21:00	4	76.5	76.5	53.8	-	76.5	-
04/07/19 22:00	3	71.3	71.2	54.6	-	71.3	-
04/07/19 23:00	3	77.6	77.5	58.9	-	-	77.6
05/07/19 0:00	-	55.5	-	55.5	-	-	55.5
05/07/19 1:00	-	53.1	-	53.1	-	-	53.1
05/07/19 2:00	-	51.3	-	51.3	-	-	51.3
05/07/19 3:00	-	51.8	-	51.8	-	-	51.8
05/07/19 4:00	-	57.1	-	57.1	-	-	57.1
05/07/19 5:00	-	61.3	-	61.3	-	-	61.3
05/07/19 6:00	12	74.4	74.2	60.9	-	-	74.4
	131	**69.7**	**69.3**	**58.8**	**66.0**	**73.3**	**70.4**

Location: DVOR NMT # 2

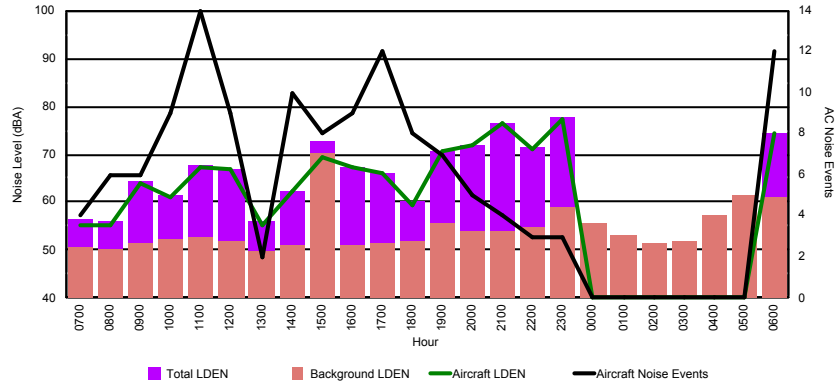

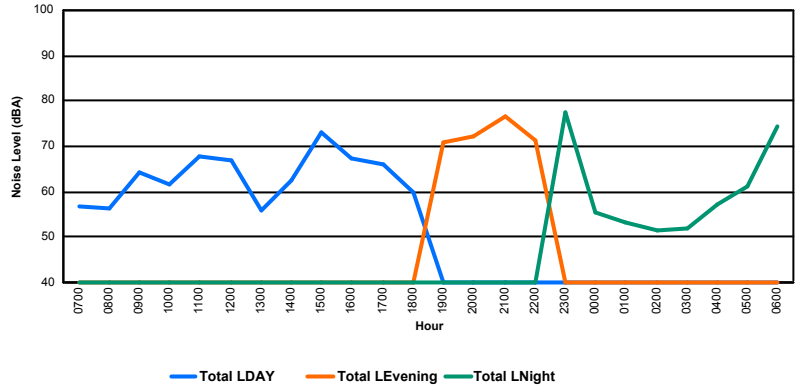

LE GOUVERNEMENT
DU GRAND-DUCHÉ DE LUXEMBOURG
Administration de la navigation aérienne

Luxembourg Airport

Noise Distribution by Hour

Between 04/07/2019 00:00:00 and 04/07/2019 23:59:59 (Local Time)

Day	Aircraft Events	Total LDEN dB (A)	Aircraft LDEN dB(A)	Background LDEN dB(A)	Total LDay dB(A)	Total LEvening dB(A)	Total LNight dB (A)
04/07/19 7:00	8	64.4	62.6	60.1	64.4	-	-
04/07/19 8:00	9	61.8	60.5	55.9	61.8	-	-
04/07/19 9:00	6	66.1	65.8	55.0	66.1	-	-
04/07/19 10:00	13	66.7	66.0	58.8	66.7	-	-
04/07/19 11:00	16	72.1	72.0	58.2	72.1	-	-
04/07/19 12:00	9	70.0	69.4	61.4	70.0	-	-
04/07/19 13:00	2	63.7	63.1	55.4	63.7	-	-
04/07/19 14:00	12	67.7	67.4	57.1	67.7	-	-
04/07/19 15:00	10	71.8	71.7	56.3	71.8	-	-
04/07/19 16:00	11	69.8	69.3	60.5	69.8	-	-
04/07/19 17:00	13	68.7	68.2	58.6	68.7	-	-
04/07/19 18:00	10	64.1	62.8	58.2	64.1	-	-
04/07/19 19:00	18	76.3	71.4	74.5	-	76.3	-
04/07/19 20:00	8	74.6	74.3	63.3	-	74.6	-
04/07/19 21:00	6	75.6	75.4	62.8	-	75.6	-
04/07/19 22:00	6	75.7	74.7	69.1	-	75.7	-
04/07/19 23:00	4	81.3	80.1	75.2	-	-	81.3
05/07/19 0:00	-	57.5	-	57.6	-	-	57.5
05/07/19 1:00	-	62.2	-	62.3	-	-	62.2
05/07/19 2:00	-	60.2	-	60.2	-	-	60.2
05/07/19 3:00	-	58.9	-	58.9	-	-	58.9
05/07/19 4:00	-	61.3	-	61.4	-	-	61.3
05/07/19 5:00	-	61.7	-	61.8	-	-	61.7
05/07/19 6:00	14	78.8	78.1	71.4	-	-	78.8
	175	**72.7**	**71.6**	**66.3**	**68.4**	**75.6**	**74.3**

Location: Mid Runway NMT # 3

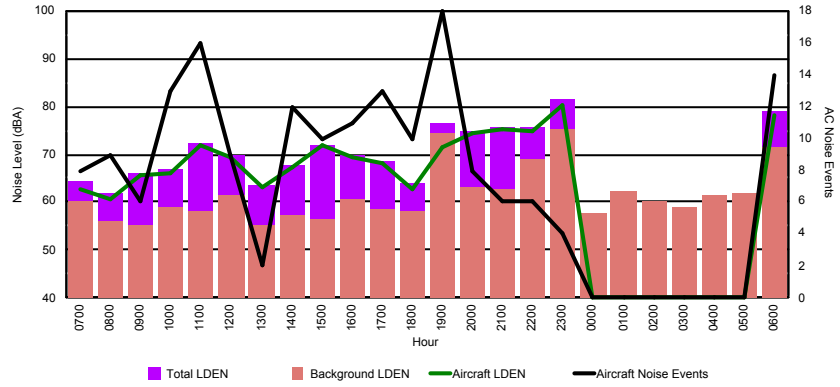

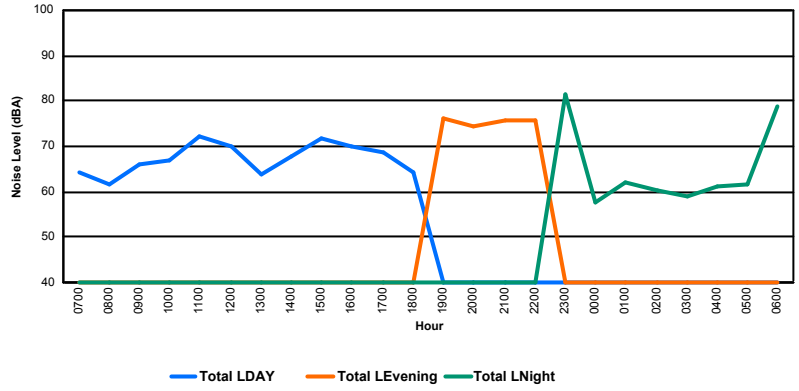

LE GOUVERNEMENT
DU GRAND-DUCHÉ DE LUXEMBOURG
Administration de la navigation aérienne

Luxembourg Airport

Noise Distribution by Hour

Between 04/07/2019 00:00:00 and 04/07/2019 23:59:59 (Local Time)

Day	Aircraft Events	Total LDEN dB (A)	Aircraft LDEN dB(A)	Background LDEN dB(A)	Total LDay dB(A)	Total LEvening dB(A)	Total LNight dB (A)
04/07/19 7:00	8	70.9	70.2	67.0	70.9	-	-
04/07/19 8:00	15	66.6	64.9	74.6	66.6	-	-
04/07/19 9:00	15	66.3	63.9	63.5	66.3	-	-
04/07/19 10:00	13	68.2	67.0	62.6	68.2	-	-
04/07/19 11:00	13	66.2	64.3	62.4	66.2	-	-
04/07/19 12:00	4	67.6	66.3	61.9	67.6	-	-
04/07/19 13:00	7	65.2	62.8	61.7	65.2	-	-
04/07/19 14:00	10	67.7	66.4	61.9	67.7	-	-
04/07/19 15:00	6	64.4	61.2	61.8	64.4	-	-
04/07/19 16:00	12	68.6	67.9	60.3	68.6	-	-
04/07/19 17:00	8	66.0	65.0	59.7	66.0	-	-
04/07/19 18:00	9	64.2	62.6	59.4	64.2	-	-
04/07/19 19:00	5	71.4	70.4	64.6	-	71.4	-
04/07/19 20:00	7	72.4	71.8	63.5	-	72.4	-
04/07/19 21:00	7	69.3	67.9	63.9	-	69.3	-
04/07/19 22:00	18	72.8	72.2	64.3	-	72.8	-
04/07/19 23:00	4	72.8	71.6	66.9	-	-	72.8
05/07/19 0:00	-	64.4	-	65.3	-	-	64.4
05/07/19 1:00	-	62.5	-	63.0	-	-	62.5
05/07/19 2:00	-	62.3	-	62.8	-	-	62.3
05/07/19 3:00	-	63.8	-	64.0	-	-	63.8
05/07/19 4:00	-	65.8	-	66.2	-	-	65.8
05/07/19 5:00	-	69.9	-	71.3	-	-	69.9
05/07/19 6:00	4	77.2	75.4	76.0	-	-	77.2
	165	**69.5**	**67.8**	**67.4**	**67.2**	**71.7**	**70.7**

Location: NDB-Hamm NMT # 4

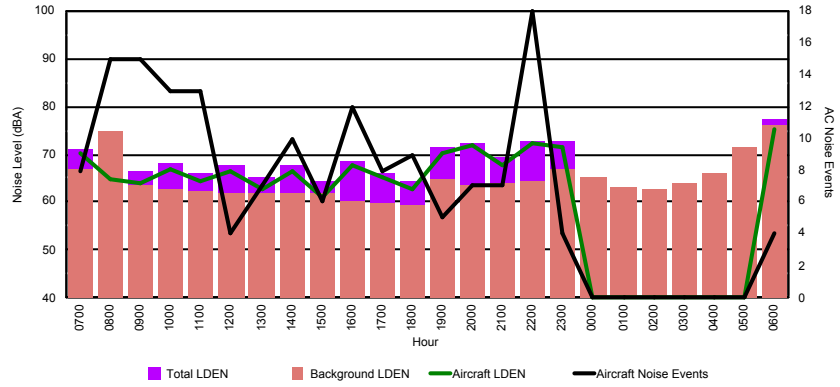

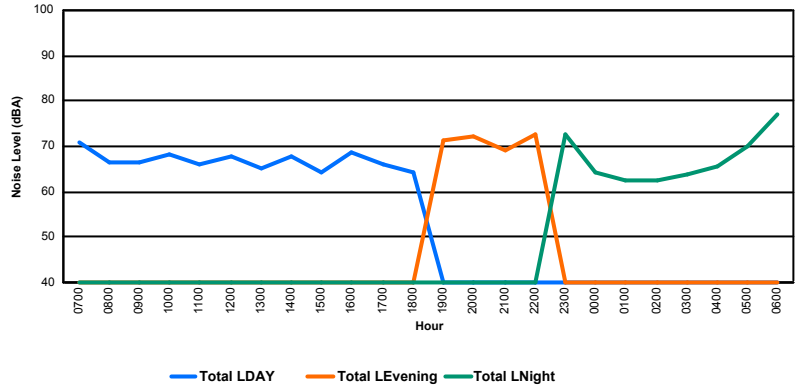

LE GOUVERNEMENT
DU GRAND-DUCHÉ DE LUXEMBOURG
Administration de la navigation aérienne

Luxembourg Airport

Noise Distribution by Hour

Between 05/07/2019 00:00:00 and 05/07/2019 23:59:59 (Local Time)

Day	Aircraft Events	Total LDEN dB (A)	Aircraft LDEN dB(A)	Background LDEN dB(A)	Total LDay dB(A)	Total LEvening dB(A)	Total LNight dB (A)
05/07/19 7:00	6	56.5	55.8	48.6	56.5	-	-
05/07/19 8:00	3	57.4	56.7	49.1	57.4	-	-
05/07/19 9:00	1	49.1	45.3	46.8	49.1	-	-
05/07/19 10:00	2	51.7	47.5	49.7	51.7	-	-
05/07/19 11:00	5	55.1	52.9	51.1	55.1	-	-
05/07/19 12:00	3	52.8	46.0	52.0	52.8	-	-
05/07/19 13:00	5	56.2	54.5	51.6	56.2	-	-
05/07/19 14:00	8	55.8	54.3	50.7	55.8	-	-
05/07/19 15:00	5	52.8	49.9	49.9	52.8	-	-
05/07/19 16:00	8	56.4	55.0	50.8	56.4	-	-
05/07/19 17:00	9	57.2	56.1	51.0	57.2	-	-
05/07/19 18:00	6	55.9	52.0	53.9	55.9	-	-
05/07/19 19:00	2	58.8	55.5	56.1	-	58.8	-
05/07/19 20:00	5	61.1	59.2	56.9	-	61.1	-
05/07/19 21:00	4	60.0	58.7	54.3	-	60.0	-
05/07/19 22:00	17	62.2	60.7	57.3	-	62.2	-
05/07/19 23:00	1	60.3	56.8	57.7	-	-	60.3
06/07/19 0:00	-	51.8	-	51.8	-	-	51.8
06/07/19 1:00	-	45.9	-	45.9	-	-	45.9
06/07/19 2:00	-	50.8	-	50.9	-	-	50.8
06/07/19 3:00	-	45.1	-	45.1	-	-	45.1
06/07/19 4:00	-	57.8	-	57.9	-	-	57.8
06/07/19 5:00	-	54.1	-	54.2	-	-	54.1
06/07/19 6:00	1	66.2	64.9	60.3	-	-	66.2
	91	**58.0**	**55.9**	**54.0**	**55.3**	**60.7**	**59.1**

Location: Roodt/Syr NMT # 1

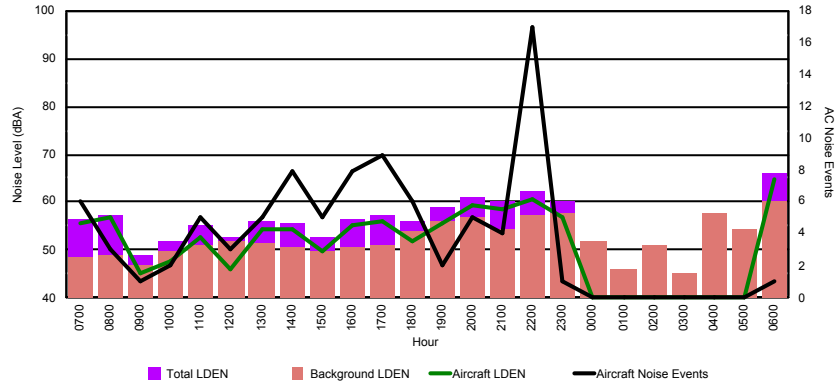

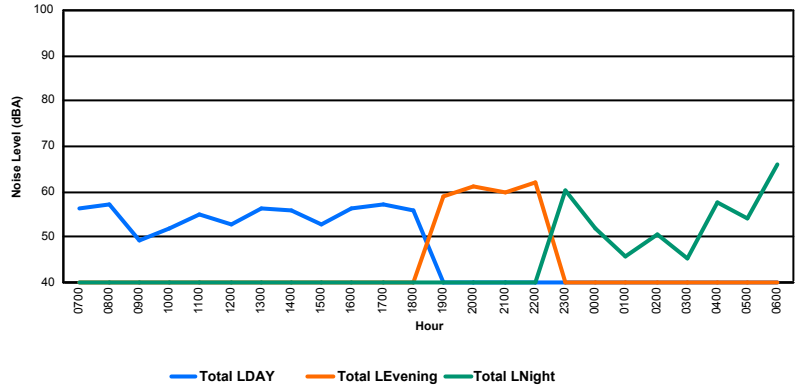

LE GOUVERNEMENT
DU GRAND-DUCHÉ DE LUXEMBOURG
Administration de la navigation aérienne

Luxembourg Airport

Noise Distribution by Hour

Between 05/07/2019 00:00:00 and 05/07/2019 23:59:59 (Local Time)

Day	Aircraft Events	Total LDEN dB (A)	Aircraft LDEN dB(A)	Background LDEN dB(A)	Total LDay dB(A)	Total LEvening dB(A)	Total LNight dB (A)
05/07/19 7:00	9	64.9	64.7	51.1	64.9	-	-
05/07/19 8:00	4	66.3	66.1	51.6	66.3	-	-
05/07/19 9:00	1	56.9	56.0	49.4	56.9	-	-
05/07/19 10:00	8	60.1	59.6	50.6	60.1	-	-
05/07/19 11:00	12	65.9	65.8	51.1	65.9	-	-
05/07/19 12:00	3	55.5	54.1	50.0	55.5	-	-
05/07/19 13:00	8	68.3	68.2	52.8	68.3	-	-
05/07/19 14:00	8	69.5	69.5	51.7	69.5	-	-
05/07/19 15:00	8	65.3	65.2	50.5	65.3	-	-
05/07/19 16:00	7	68.1	68.0	52.7	68.1	-	-
05/07/19 17:00	13	71.4	71.3	53.7	71.4	-	-
05/07/19 18:00	9	67.0	66.8	52.6	67.0	-	-
05/07/19 19:00	2	69.9	69.7	56.9	-	69.9	-
05/07/19 20:00	5	72.5	72.4	55.5	-	72.5	-
05/07/19 21:00	7	72.6	72.5	56.6	-	72.6	-
05/07/19 22:00	16	74.1	74.0	58.2	-	74.1	-
05/07/19 23:00	1	69.4	68.9	60.1	-	-	69.4
06/07/19 0:00	-	58.8	-	58.8	-	-	58.8
06/07/19 1:00	-	57.7	-	57.7	-	-	57.7
06/07/19 2:00	-	56.5	-	56.5	-	-	56.5
06/07/19 3:00	-	54.5	-	54.5	-	-	54.5
06/07/19 4:00	-	57.3	-	57.3	-	-	57.3
06/07/19 5:00	-	60.9	-	60.9	-	-	60.9
06/07/19 6:00	1	81.3	81.2	63.8	-	-	81.3
	122	**70.6**	**70.4**	**56.6**	**66.8**	**72.5**	**72.7**

Location: DVOR NMT # 2

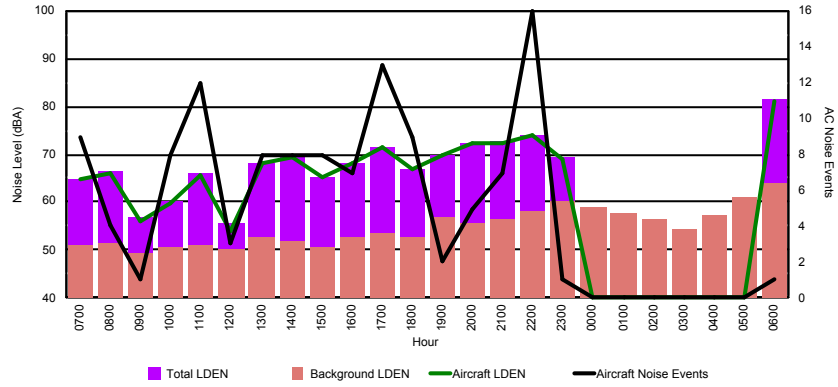

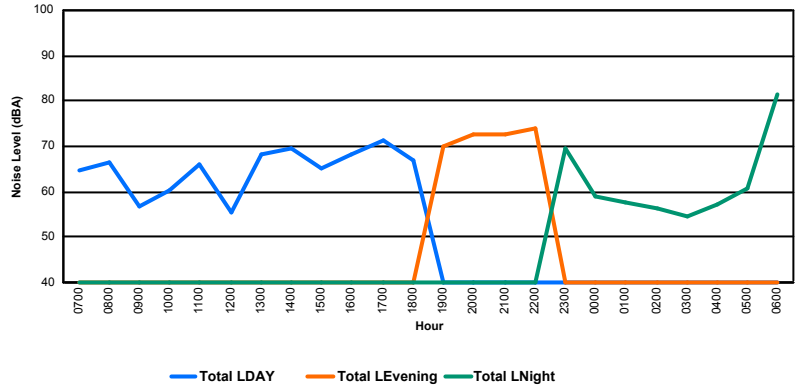

LE GOUVERNEMENT
DU GRAND-DUCHÉ DE LUXEMBOURG
Administration de la navigation aérienne

Luxembourg Airport

Noise Distribution by Hour

Between 05/07/2019 00:00:00 and 05/07/2019 23:59:59 (Local Time)

Day	Aircraft Events	Total LDEN dB (A)	Aircraft LDEN dB(A)	Background LDEN dB(A)	Total LDay dB(A)	Total LEvening dB(A)	Total LNight dB (A)
05/07/19 7:00	11	68.0	67.5	59.3	68.0	-	-
05/07/19 8:00	4	66.9	66.4	56.4	66.9	-	-
05/07/19 9:00	5	65.1	64.7	55.2	65.1	-	-
05/07/19 10:00	9	65.4	64.6	58.0	65.4	-	-
05/07/19 11:00	13	72.0	71.9	56.8	72.0	-	-
05/07/19 12:00	8	68.8	65.9	65.7	68.8	-	-
05/07/19 13:00	5	69.8	68.1	64.8	69.8	-	-
05/07/19 14:00	8	72.2	66.1	70.9	72.2	-	-
05/07/19 15:00	10	70.3	69.7	61.2	70.3	-	-
05/07/19 16:00	11	71.0	69.2	66.3	71.0	-	-
05/07/19 17:00	19	69.5	68.4	63.1	69.5	-	-
05/07/19 18:00	12	68.7	65.6	65.8	68.7	-	-
05/07/19 19:00	18	74.6	74.3	63.1	-	74.6	-
05/07/19 20:00	4	75.5	70.2	74.0	-	75.5	-
05/07/19 21:00	5	77.8	69.3	77.2	-	77.8	-
05/07/19 22:00	1	74.8	63.9	74.5	-	74.8	-
05/07/19 23:00	3	80.4	75.9	78.5	-	-	80.4
06/07/19 0:00	-	59.2	-	59.4	-	-	59.2
06/07/19 1:00	-	59.6	-	59.7	-	-	59.6
06/07/19 2:00	-	59.9	-	59.9	-	-	59.9
06/07/19 3:00	-	62.0	-	62.0	-	-	62.0
06/07/19 4:00	-	63.6	-	63.8	-	-	63.6
06/07/19 5:00	-	61.9	-	61.9	-	-	61.9
06/07/19 6:00	12	79.3	78.0	73.7	-	-	79.3
	158	**72.9**	**69.7**	**70.1**	**69.5**	**75.9**	**74.0**

Location: Mid Runway NMT # 3

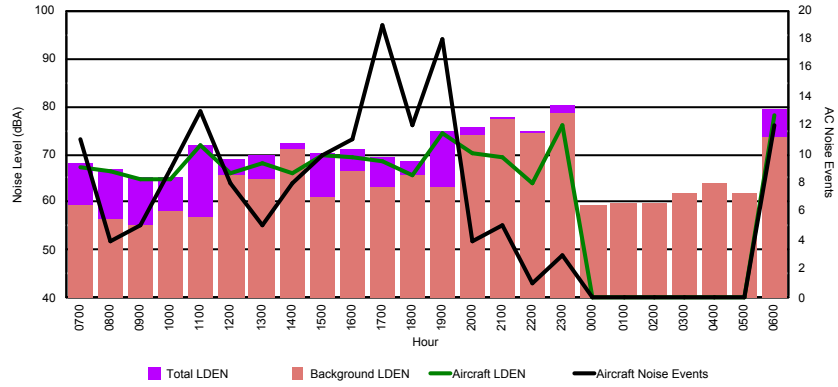

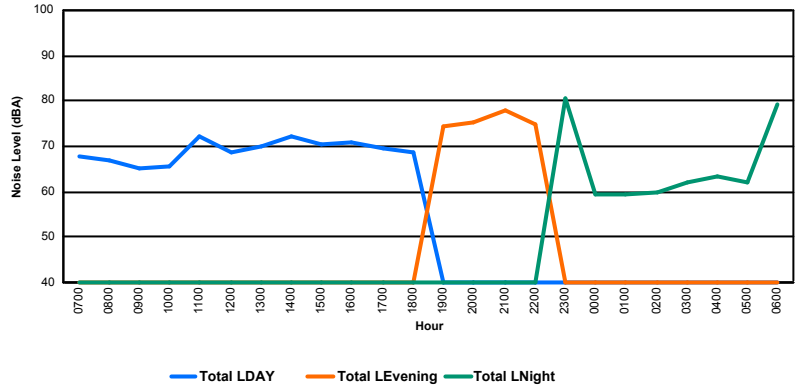

LE GOUVERNEMENT
DU GRAND-DUCHÉ DE LUXEMBOURG
Administration de la navigation aérienne

Luxembourg Airport

Noise Distribution by Hour

Between 05/07/2019 00:00:00 and 05/07/2019 23:59:59 (Local Time)

Day	Aircraft Events	Total LDEN dB (A)	Aircraft LDEN dB(A)	Background LDEN dB(A)	Total LDay dB(A)	Total LEvening dB(A)	Total LNight dB (A)
05/07/19 7:00	4	70.6	69.7	66.9	70.6	-	-
05/07/19 8:00	5	67.9	66.5	65.8	67.9	-	-
05/07/19 9:00	8	66.1	64.3	61.6	66.1	-	-
05/07/19 10:00	13	66.4	64.7	61.9	66.4	-	-
05/07/19 11:00	5	63.5	60.3	60.8	63.5	-	-
05/07/19 12:00	10	69.1	68.6	59.4	69.1	-	-
05/07/19 13:00	5	66.3	65.0	60.5	66.3	-	-
05/07/19 14:00	10	70.0	69.6	59.4	70.0	-	-
05/07/19 15:00	8	66.2	65.4	58.8	66.2	-	-
05/07/19 16:00	10	65.7	64.9	58.5	65.7	-	-
05/07/19 17:00	10	65.5	64.6	58.4	65.5	-	-
05/07/19 18:00	12	62.9	61.4	57.9	62.9	-	-
05/07/19 19:00	14	69.7	69.0	62.3	-	69.7	-
05/07/19 20:00	3	64.8	63.0	60.2	-	64.8	-
05/07/19 21:00	3	66.2	63.8	62.6	-	66.2	-
05/07/19 22:00	2	73.6	73.1	63.7	-	73.6	-
05/07/19 23:00	4	81.4	81.2	68.0	-	-	81.4
06/07/19 0:00	-	69.0	-	71.0	-	-	69.0
06/07/19 1:00	-	66.2	-	67.6	-	-	66.2
06/07/19 2:00	-	65.2	-	66.3	-	-	65.2
06/07/19 3:00	-	66.1	-	66.5	-	-	66.1
06/07/19 4:00	-	66.7	-	67.3	-	-	66.7
06/07/19 5:00	-	69.3	-	71.0	-	-	69.3
06/07/19 6:00	12	76.1	75.4	70.2	-	-	76.1
	138	**71.2**	**70.2**	**65.6**	**67.3**	**69.9**	**74.2**

Location: NDB-Hamm NMT # 4

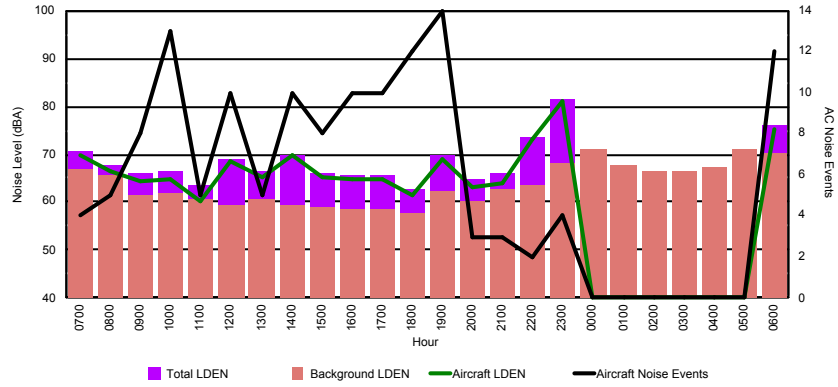

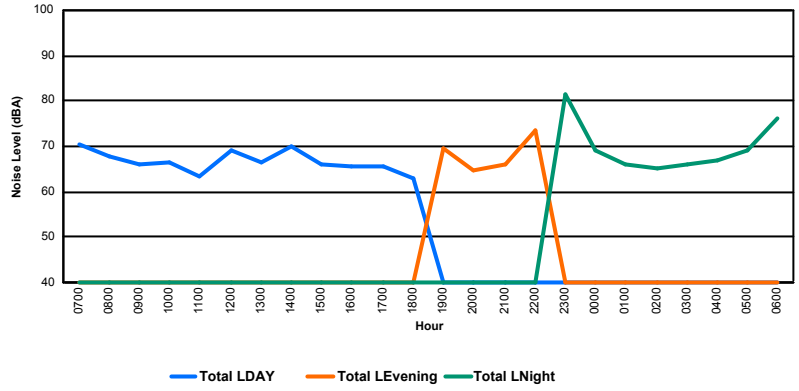

LE GOUVERNEMENT
DU GRAND-DUCHÉ DE LUXEMBOURG
Administration de la navigation aérienne

Luxembourg Airport

Noise Distribution by Hour

Between 06/07/2019 00:00:00 and 06/07/2019 23:59:59 (Local Time)

Day	Aircraft Events	Total LDEN dB (A)	Aircraft LDEN dB(A)	Background LDEN dB(A)	Total LDay dB(A)	Total LEvening dB(A)	Total LNight dB (A)
06/07/19 7:00	3	56.3	55.6	47.6	56.3	-	-
06/07/19 8:00	-	45.6	-	45.6	45.6	-	-
06/07/19 9:00	5	56.7	55.7	50.1	56.7	-	-
06/07/19 10:00	8	59.3	57.8	54.3	59.3	-	-
06/07/19 11:00	7	57.8	55.0	54.7	57.8	-	-
06/07/19 12:00	5	56.5	55.6	49.4	56.5	-	-
06/07/19 13:00	4	52.9	51.0	48.5	52.9	-	-
06/07/19 14:00	5	58.6	57.7	51.3	58.6	-	-
06/07/19 15:00	4	56.9	56.3	48.1	56.9	-	-
06/07/19 16:00	3	57.8	56.4	52.4	57.8	-	-
06/07/19 17:00	6	55.3	53.8	50.1	55.3	-	-
06/07/19 18:00	7	57.1	56.1	50.4	57.1	-	-
06/07/19 19:00	2	58.5	56.1	54.8	-	58.5	-
06/07/19 20:00	4	56.7	53.0	54.4	-	56.7	-
06/07/19 21:00	4	59.7	58.1	54.7	-	59.7	-
06/07/19 22:00	6	60.9	59.0	56.6	-	60.9	-
06/07/19 23:00	3	63.0	60.6	59.5	-	-	63.0
07/07/19 0:00	1	58.8	56.6	54.7	-	-	58.8
07/07/19 1:00	-	51.8	-	51.8	-	-	51.8
07/07/19 2:00	-	46.9	-	46.9	-	-	46.9
07/07/19 3:00	-	44.6	-	44.6	-	-	44.6
07/07/19 4:00	-	46.5	-	46.5	-	-	46.5
07/07/19 5:00	-	51.4	-	51.5	-	-	51.4
07/07/19 6:00	4	65.9	62.9	63.1	-	-	65.9
	81	**58.3**	**56.1**	**54.3**	**56.8**	**59.2**	**59.5**

Location: Roodt/Syr NMT # 1

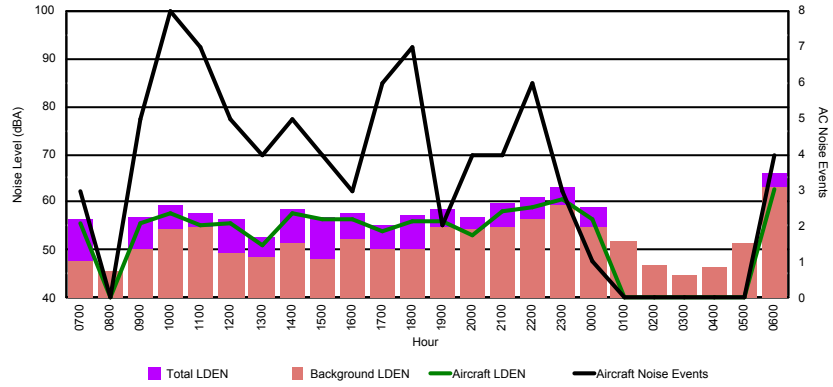

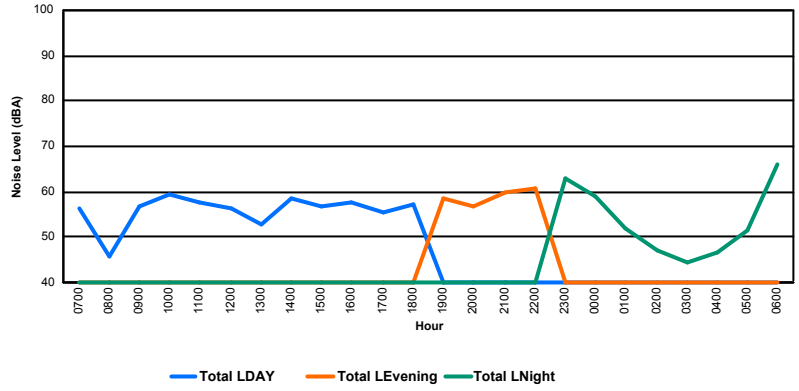

LE GOUVERNEMENT
DU GRAND-DUCHÉ DE LUXEMBOURG
Administration de la navigation aérienne

Luxembourg Airport

Noise Distribution by Hour

Between 06/07/2019 00:00:00 and 06/07/2019 23:59:59 (Local Time)

Day	Aircraft Events	Total LDEN dB (A)	Aircraft LDEN dB(A)	Background LDEN dB(A)	Total LDay dB(A)	Total LEvening dB(A)	Total LNight dB (A)
06/07/19 7:00	4	68.6	68.5	53.5	68.6	-	-
06/07/19 8:00	-	49.2	-	49.2	49.2	-	-
06/07/19 9:00	6	69.3	69.2	51.7	69.3	-	-
06/07/19 10:00	11	73.2	73.1	52.6	73.2	-	-
06/07/19 11:00	9	69.0	68.9	52.7	69.0	-	-
06/07/19 12:00	6	69.1	69.0	51.9	69.1	-	-
06/07/19 13:00	4	65.9	65.7	52.1	65.9	-	-
06/07/19 14:00	6	72.3	72.3	53.1	72.3	-	-
06/07/19 15:00	4	69.8	69.7	52.2	69.8	-	-
06/07/19 16:00	3	73.7	73.6	49.9	73.7	-	-
06/07/19 17:00	7	67.7	67.5	52.6	67.7	-	-
06/07/19 18:00	9	69.8	69.8	51.2	69.8	-	-
06/07/19 19:00	1	68.5	68.3	52.6	-	68.5	-
06/07/19 20:00	4	67.3	67.1	53.5	-	67.3	-
06/07/19 21:00	4	72.0	71.9	53.4	-	72.0	-
06/07/19 22:00	7	72.5	72.4	55.4	-	72.5	-
06/07/19 23:00	3	73.9	73.8	59.1	-	-	73.9
07/07/19 0:00	1	70.1	69.8	57.0	-	-	70.1
07/07/19 1:00	-	55.3	-	55.3	-	-	55.3
07/07/19 2:00	-	52.6	-	52.6	-	-	52.6
07/07/19 3:00	-	52.1	-	52.1	-	-	52.1
07/07/19 4:00	-	52.3	-	52.3	-	-	52.3
07/07/19 5:00	-	55.8	-	55.8	-	-	55.8
07/07/19 6:00	9	75.3	75.2	56.6	-	-	75.3
	98	**70.0**	**69.8**	**53.9**	**70.1**	**70.6**	**69.4**

Location: DVOR NMT # 2

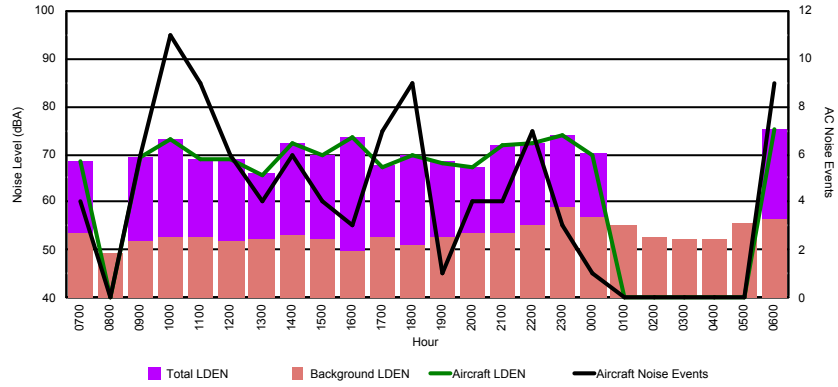

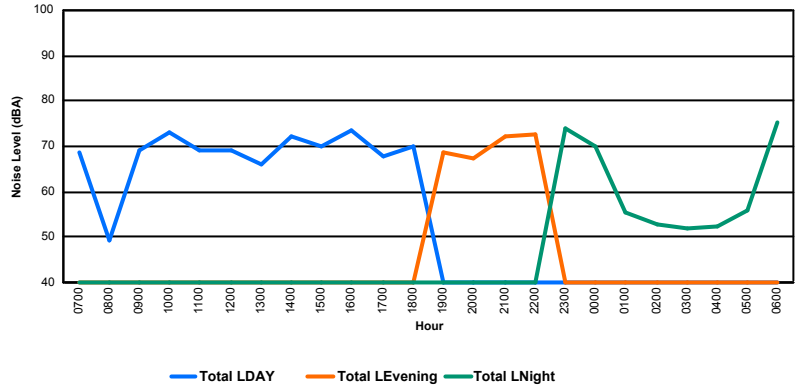

LE GOUVERNEMENT
DU GRAND-DUCHÉ DE LUXEMBOURG
Administration de la navigation aérienne

Luxembourg Airport

Noise Distribution by Hour

Between 06/07/2019 00:00:00 and 06/07/2019 23:59:59 (Local Time)

Day	Aircraft Events	Total LDEN dB (A)	Aircraft LDEN dB(A)	Background LDEN dB(A)	Total LDay dB(A)	Total LEvening dB(A)	Total LNight dB (A)
06/07/19 7:00	7	70.2	69.8	59.5	70.2	-	-
06/07/19 8:00	4	63.8	63.6	50.7	63.8	-	-
06/07/19 9:00	2	69.9	69.3	61.2	69.9	-	-
06/07/19 10:00	7	71.2	65.3	70.0	71.2	-	-
06/07/19 11:00	8	66.4	64.7	61.5	66.4	-	-
06/07/19 12:00	4	69.6	67.1	66.0	69.6	-	-
06/07/19 13:00	9	67.2	63.4	64.9	67.2	-	-
06/07/19 14:00	5	72.9	66.4	71.8	72.9	-	-
06/07/19 15:00	6	68.7	67.9	61.0	68.7	-	-
06/07/19 16:00	4	68.9	68.4	59.2	68.9	-	-
06/07/19 17:00	7	67.2	65.2	63.0	67.2	-	-
06/07/19 18:00	7	69.3	68.5	61.7	69.3	-	-
06/07/19 19:00	3	71.2	69.6	66.1	-	71.2	-
06/07/19 20:00	3	73.1	72.3	64.8	-	73.1	-
06/07/19 21:00	1	72.6	60.8	72.3	-	72.6	-
06/07/19 22:00	2	72.6	67.3	71.2	-	72.6	-
06/07/19 23:00	1	74.5	73.7	66.5	-	-	74.5
07/07/19 0:00	-	61.7	-	61.9	-	-	61.7
07/07/19 1:00	-	58.7	-	58.7	-	-	58.7
07/07/19 2:00	-	56.9	-	57.0	-	-	56.9
07/07/19 3:00	-	57.4	-	57.4	-	-	57.4
07/07/19 4:00	-	58.3	-	58.3	-	-	58.3
07/07/19 5:00	-	60.8	-	60.8	-	-	60.8
07/07/19 6:00	12	79.9	79.7	68.6	-	-	79.9
	92	**71.0**	**69.4**	**66.0**	**69.3**	**72.4**	**72.1**

Location: Mid Runway NMT # 3

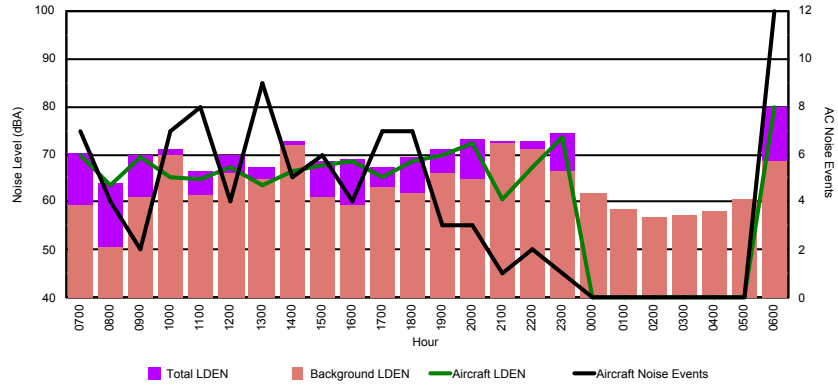

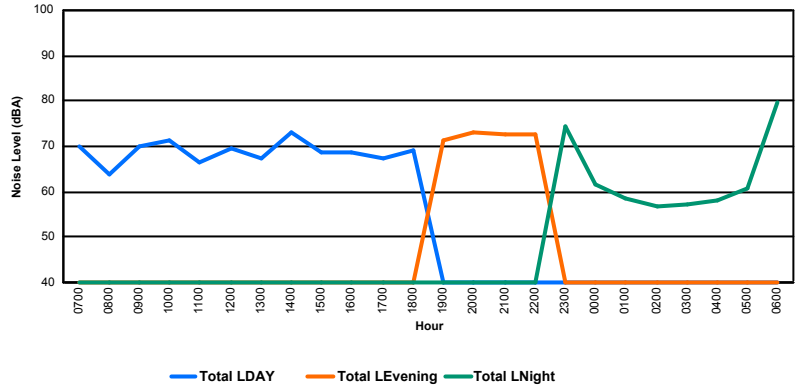

LE GOUVERNEMENT
DU GRAND-DUCHÉ DE LUXEMBOURG
Administration de la navigation aérienne

Luxembourg Airport

Noise Distribution by Hour

Between 06/07/2019 00:00:00 and 06/07/2019 23:59:59 (Local Time)

Day	Aircraft Events	Total LDEN dB (A)	Aircraft LDEN dB(A)	Background LDEN dB(A)	Total LDay dB(A)	Total LEvening dB(A)	Total LNight dB (A)
06/07/19 7:00	7	68.2	67.7	60.8	68.2	-	-
06/07/19 8:00	9	62.0	59.9	59.3	62.0	-	-
06/07/19 9:00	3	67.1	66.4	58.7	67.1	-	-
06/07/19 10:00	5	61.3	59.1	57.5	61.3	-	-
06/07/19 11:00	8	64.3	63.3	57.6	64.3	-	-
06/07/19 12:00	6	69.3	69.0	57.8	69.3	-	-
06/07/19 13:00	7	62.3	60.8	57.2	62.3	-	-
06/07/19 14:00	6	65.0	64.4	56.1	65.0	-	-
06/07/19 15:00	7	66.5	66.1	55.5	66.5	-	-
06/07/19 16:00	5	66.3	65.8	55.9	66.3	-	-
06/07/19 17:00	5	65.0	64.6	55.0	65.0	-	-
06/07/19 18:00	6	66.4	66.1	55.7	66.4	-	-
06/07/19 19:00	4	72.0	71.6	61.9	-	72.0	-
06/07/19 20:00	3	72.9	72.5	61.8	-	72.9	-
06/07/19 21:00	2	67.0	65.8	60.9	-	67.0	-
06/07/19 22:00	2	70.7	70.2	61.0	-	70.7	-
06/07/19 23:00	1	72.4	71.3	66.2	-	-	72.4
07/07/19 0:00	-	65.3	-	66.4	-	-	65.3
07/07/19 1:00	-	63.9	-	64.7	-	-	63.9
07/07/19 2:00	3	65.7	63.1	62.6	-	-	65.7
07/07/19 3:00	-	61.8	-	61.8	-	-	61.8
07/07/19 4:00	-	61.7	-	61.7	-	-	61.7
07/07/19 5:00	-	62.8	-	62.9	-	-	62.8
07/07/19 6:00	1	73.7	73.2	64.4	-	-	73.7
	90	**68.1**	**67.1**	**61.4**	**65.9**	**71.1**	**68.4**

Location: NDB-Hamm NMT # 4

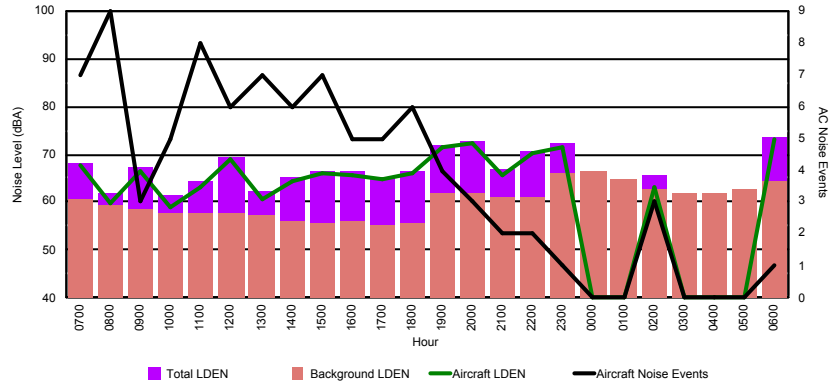

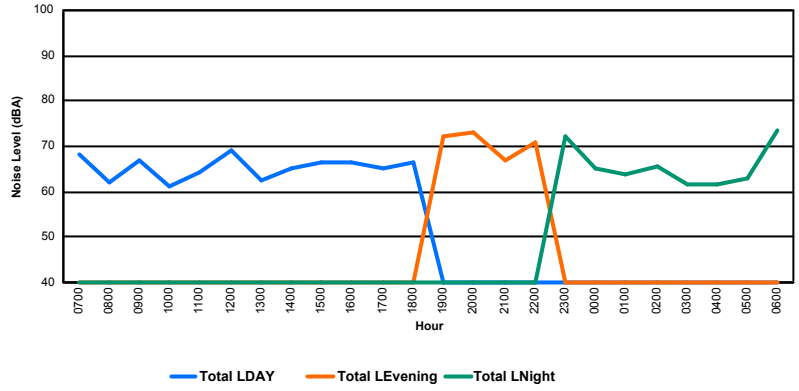

LE GOUVERNEMENT
DU GRAND-DUCHÉ DE LUXEMBOURG
Administration de la navigation aérienne

Luxembourg Airport

Noise Distribution by Hour

Between 07/07/2019 00:00:00 and 07/07/2019 23:59:59 (Local Time)

Day	Aircraft Events	Total LDEN dB (A)	Aircraft LDEN dB(A)	Background LDEN dB(A)	Total LDay dB(A)	Total LEvening dB(A)	Total LNight dB (A)
07/07/19 7:00	-	44.9	-	44.9	44.9	-	-
07/07/19 8:00	3	58.6	58.2	48.4	58.6	-	-
07/07/19 9:00	1	54.3	53.0	48.5	54.3	-	-
07/07/19 10:00	5	55.8	53.7	51.7	55.8	-	-
07/07/19 11:00	5	58.1	57.4	50.3	58.1	-	-
07/07/19 12:00	2	52.0	49.5	48.6	52.0	-	-
07/07/19 13:00	4	52.7	49.3	50.3	52.7	-	-
07/07/19 14:00	3	57.3	56.8	47.9	57.3	-	-
07/07/19 15:00	11	60.0	59.3	52.1	60.0	-	-
07/07/19 16:00	5	58.2	57.5	50.3	58.2	-	-
07/07/19 17:00	12	57.3	56.0	51.8	57.3	-	-
07/07/19 18:00	9	60.1	59.4	52.3	60.1	-	-
07/07/19 19:00	6	62.6	61.4	56.7	-	62.6	-
07/07/19 20:00	5	61.6	60.4	55.5	-	61.6	-
07/07/19 21:00	4	62.7	62.3	52.6	-	62.7	-
07/07/19 22:00	11	61.0	59.2	56.7	-	61.0	-
07/07/19 23:00	5	63.4	62.0	58.0	-	-	63.4
08/07/19 0:00	1	57.7	56.8	50.5	-	-	57.7
08/07/19 1:00	-	44.2	-	44.2	-	-	44.2
08/07/19 2:00	-	44.3	-	44.3	-	-	44.3
08/07/19 3:00	-	44.7	-	44.7	-	-	44.7
08/07/19 4:00	-	53.5	-	53.5	-	-	53.5
08/07/19 5:00	-	58.1	-	58.2	-	-	58.1
08/07/19 6:00	7	64.8	63.7	58.4	-	-	64.8
	99	**59.1**	**57.8**	**53.3**	**57.1**	**62.0**	**59.3**

Location: Roodt/Syr NMT # 1

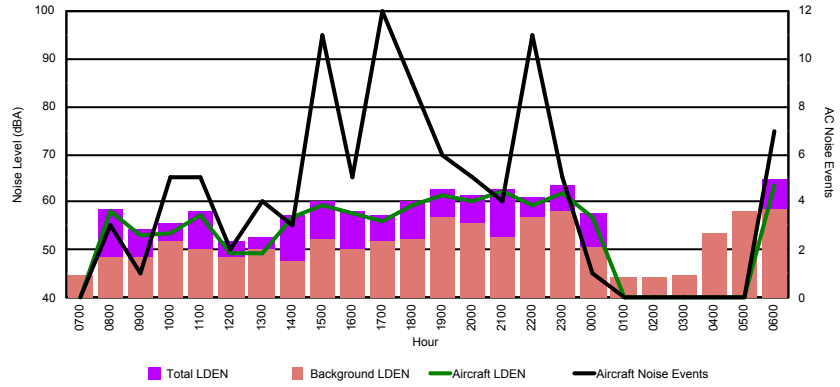

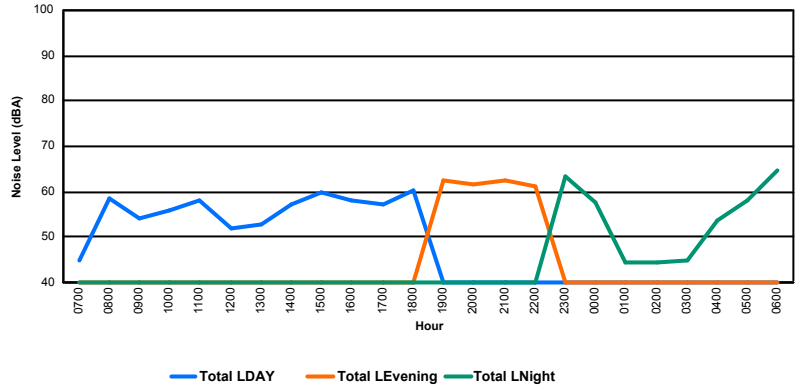

LE GOUVERNEMENT
DU GRAND-DUCHÉ DE LUXEMBOURG
Administration de la navigation aérienne

Luxembourg Airport

Noise Distribution by Hour

Between 07/07/2019 00:00:00 and 07/07/2019 23:59:59 (Local Time)

Day	Aircraft Events	Total LDEN dB (A)	Aircraft LDEN dB(A)	Background LDEN dB(A)	Total LDay dB(A)	Total LEvening dB(A)	Total LNight dB (A)
07/07/19 7:00	4	54.0	53.4	45.0	54.0	-	-
07/07/19 8:00	4	69.0	68.9	46.4	69.0	-	-
07/07/19 9:00	2	66.4	66.4	46.7	66.4	-	-
07/07/19 10:00	6	64.5	64.4	49.4	64.5	-	-
07/07/19 11:00	9	67.5	67.4	49.7	67.5	-	-
07/07/19 12:00	6	61.7	61.5	49.1	61.7	-	-
07/07/19 13:00	5	63.7	63.5	50.9	63.7	-	-
07/07/19 14:00	4	69.7	69.6	53.2	69.7	-	-
07/07/19 15:00	12	73.0	73.0	53.2	73.0	-	-
07/07/19 16:00	5	69.8	69.7	51.4	69.8	-	-
07/07/19 17:00	12	69.2	69.2	50.8	69.2	-	-
07/07/19 18:00	11	72.9	72.9	51.7	72.9	-	-
07/07/19 19:00	7	76.5	76.5	54.1	-	76.5	-
07/07/19 20:00	6	73.9	73.8	54.9	-	73.9	-
07/07/19 21:00	4	76.8	76.8	53.1	-	76.8	-
07/07/19 22:00	11	72.2	72.0	59.1	-	72.2	-
07/07/19 23:00	5	75.8	75.7	58.2	-	-	75.8
08/07/19 0:00	1	69.6	69.4	53.7	-	-	69.6
08/07/19 1:00	-	53.3	-	53.3	-	-	53.3
08/07/19 2:00	-	52.9	-	52.9	-	-	52.9
08/07/19 3:00	-	53.6	-	53.6	-	-	53.6
08/07/19 4:00	-	55.2	-	55.2	-	-	55.2
08/07/19 5:00	-	59.1	-	59.2	-	-	59.1
08/07/19 6:00	14	74.1	73.9	60.6	-	-	74.1
	128	**71.0**	**70.9**	**54.5**	**68.8**	**75.2**	**69.7**

Location: DVOR NMT # 2

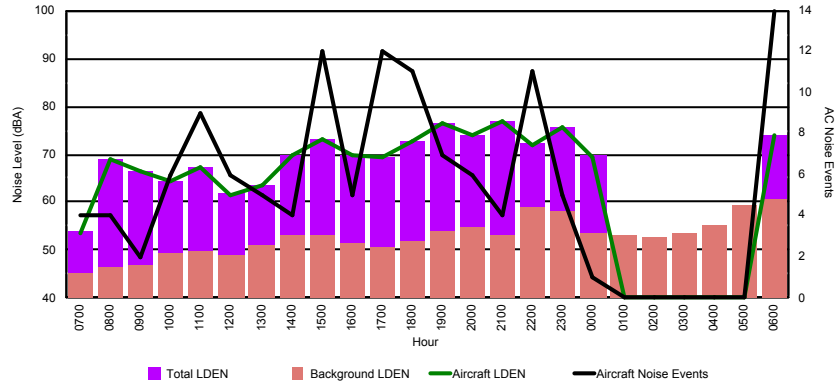

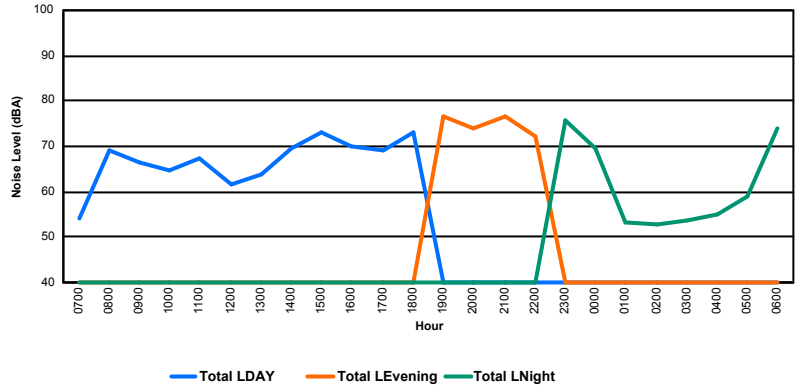

LE GOUVERNEMENT
DU GRAND-DUCHÉ DE LUXEMBOURG
Administration de la navigation aérienne

Luxembourg Airport

Noise Distribution by Hour

Between 07/07/2019 00:00:00 and 07/07/2019 23:59:59 (Local Time)

Day	Aircraft Events	Total LDEN dB (A)	Aircraft LDEN dB(A)	Background LDEN dB(A)	Total LDay dB(A)	Total LEvening dB(A)	Total LNight dB (A)
07/07/19 7:00	5	62.8	59.4	60.7	62.8	-	-
07/07/19 8:00	5	69.8	69.7	55.5	69.8	-	-
07/07/19 9:00	3	67.9	67.6	56.2	67.9	-	-
07/07/19 10:00	12	70.2	70.0	58.8	70.2	-	-
07/07/19 11:00	11	70.3	70.0	58.9	70.3	-	-
07/07/19 12:00	9	67.6	66.9	59.3	67.6	-	-
07/07/19 13:00	7	65.9	62.9	63.2	65.9	-	-
07/07/19 14:00	9	76.5	69.9	75.4	76.5	-	-
07/07/19 15:00	8	68.8	66.8	64.7	68.8	-	-
07/07/19 16:00	4	76.1	70.7	74.6	76.1	-	-
07/07/19 17:00	4	73.2	65.3	72.5	73.2	-	-
07/07/19 18:00	12	72.7	69.5	69.9	72.7	-	-
07/07/19 19:00	6	74.7	71.4	71.9	-	74.7	-
07/07/19 20:00	7	78.0	75.1	74.7	-	78.0	-
07/07/19 21:00	3	71.8	69.7	67.8	-	71.8	-
07/07/19 22:00	3	77.7	73.1	76.0	-	77.7	-
07/07/19 23:00	1	75.1	72.5	71.5	-	-	75.1
08/07/19 0:00	1	64.8	62.0	61.9	-	-	64.8
08/07/19 1:00	-	64.0	-	64.1	-	-	64.0
08/07/19 2:00	-	61.6	-	61.8	-	-	61.6
08/07/19 3:00	-	61.4	-	61.4	-	-	61.4
08/07/19 4:00	-	60.9	-	60.9	-	-	60.9
08/07/19 5:00	-	62.6	-	62.6	-	-	62.6
08/07/19 6:00	17	79.7	79.2	71.2	-	-	79.7
	127	**73.1**	**70.3**	**69.8**	**71.8**	**76.2**	**72.3**

Location: Mid Runway NMT # 3

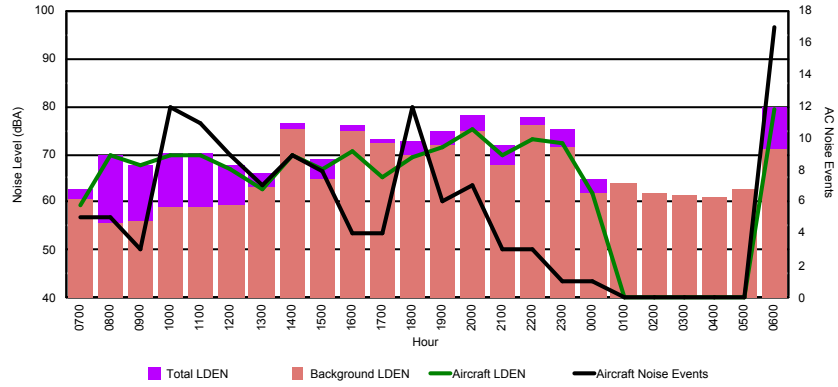

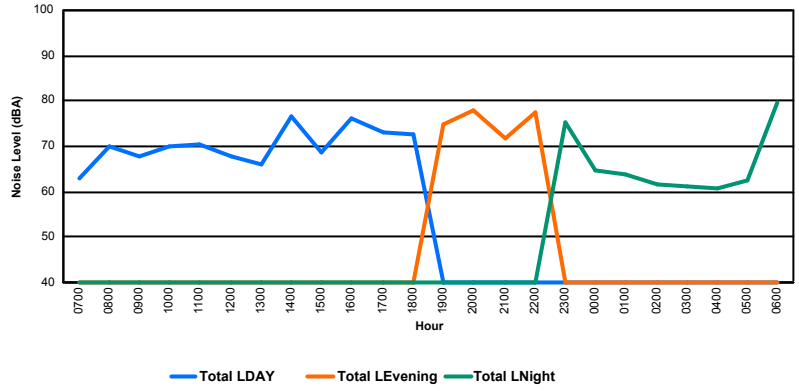

LE GOUVERNEMENT
DU GRAND-DUCHÉ DE LUXEMBOURG
Administration de la navigation aérienne

Luxembourg Airport

Noise Distribution by Hour

Between 07/07/2019 00:00:00 and 07/07/2019 23:59:59 (Local Time)

Day	Aircraft Events	Total LDEN dB (A)	Aircraft LDEN dB(A)	Background LDEN dB(A)	Total LDay dB(A)	Total LEvening dB(A)	Total LNight dB (A)
07/07/19 7:00	2	62.2	61.5	53.6	62.2	-	-
07/07/19 8:00	4	68.9	68.6	56.1	68.9	-	-
07/07/19 9:00	5	63.6	62.6	57.0	63.6	-	-
07/07/19 10:00	5	67.2	66.7	58.2	67.2	-	-
07/07/19 11:00	7	64.3	62.8	59.2	64.3	-	-
07/07/19 12:00	4	65.9	65.2	57.7	65.9	-	-
07/07/19 13:00	5	64.9	64.1	56.7	64.9	-	-
07/07/19 14:00	9	66.8	66.2	57.6	66.8	-	-
07/07/19 15:00	3	61.7	60.3	56.2	61.7	-	-
07/07/19 16:00	6	71.3	71.1	56.7	71.3	-	-
07/07/19 17:00	8	65.0	64.3	56.9	65.0	-	-
07/07/19 18:00	12	70.2	69.2	58.3	70.2	-	-
07/07/19 19:00	8	75.2	75.6	62.0	-	75.2	-
07/07/19 20:00	7	73.4	73.1	61.7	-	73.4	-
07/07/19 21:00	3	70.2	69.6	61.1	-	70.2	-
07/07/19 22:00	5	75.1	75.0	60.7	-	75.1	-
07/07/19 23:00	1	73.3	72.7	64.1	-	-	73.3
08/07/19 0:00	2	69.1	67.7	64.4	-	-	69.1
08/07/19 1:00	1	73.3	72.8	63.8	-	-	73.3
08/07/19 2:00	-	62.5	-	63.0	-	-	62.5
08/07/19 3:00	-	64.4	-	64.7	-	-	64.4
08/07/19 4:00	-	65.9	-	66.4	-	-	65.9
08/07/19 5:00	-	70.1	-	71.4	-	-	70.1
08/07/19 6:00	8	75.2	72.5	76.0	-	-	75.2
	105	**70.4**	**69.4**	**65.4**	**67.0**	**73.9**	**71.1**

Location: NDB-Hamm NMT # 4

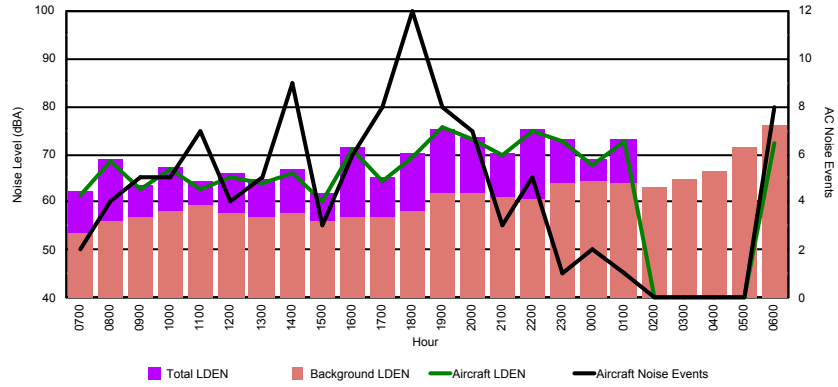

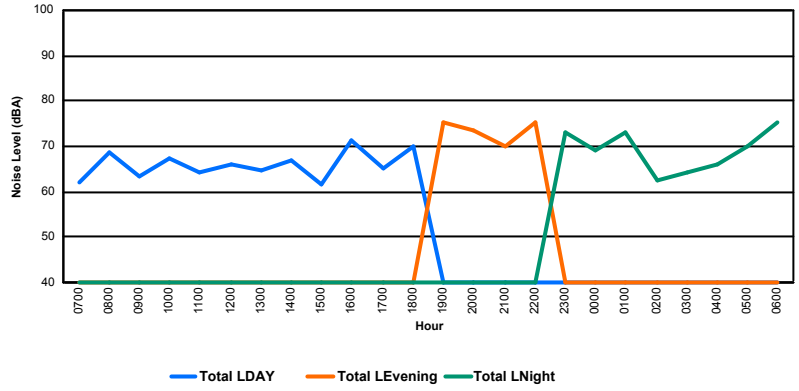

LE GOUVERNEMENT
DU GRAND-DUCHÉ DE LUXEMBOURG
Administration de la navigation aérienne

Luxembourg Airport

Noise Distribution by Hour

Between 08/07/2019 00:00:00 and 08/07/2019 23:59:59 (Local Time)

Day	Aircraft Events	Total LDEN dB (A)	Aircraft LDEN dB(A)	Background LDEN dB(A)	Total LDay dB(A)	Total LEvening dB(A)	Total LNight dB (A)
08/07/19 7:00	5	58.5	57.9	49.5	58.5	-	-
08/07/19 8:00	2	49.7	44.7	48.1	49.7	-	-
08/07/19 9:00	2	56.7	55.7	50.0	56.7	-	-
08/07/19 10:00	5	54.9	51.1	52.6	54.9	-	-
08/07/19 11:00	1	51.4	44.6	50.4	51.4	-	-
08/07/19 12:00	1	51.7	47.1	49.9	51.7	-	-
08/07/19 13:00	1	53.3	47.0	52.2	53.3	-	-
08/07/19 14:00	3	59.9	59.2	51.6	59.9	-	-
08/07/19 15:00	1	52.8	49.1	50.3	52.8	-	-
08/07/19 16:00	2	54.7	48.9	53.4	54.7	-	-
08/07/19 17:00	2	53.2	50.1	50.4	53.2	-	-
08/07/19 18:00	6	59.6	58.8	52.3	59.6	-	-
08/07/19 19:00	1	55.8	47.3	55.2	-	55.8	-
08/07/19 20:00	3	63.2	62.4	55.4	-	63.2	-
08/07/19 21:00	3	60.2	59.1	53.9	-	60.2	-
08/07/19 22:00	1	51.6	46.6	50.0	-	51.6	-
08/07/19 23:00	2	65.2	64.8	54.4	-	-	65.2
09/07/19 0:00	-	47.5	-	47.5	-	-	47.5
09/07/19 1:00	-	50.2	-	50.3	-	-	50.2
09/07/19 2:00	-	44.3	-	44.3	-	-	44.3
09/07/19 3:00	-	45.4	-	45.4	-	-	45.4
09/07/19 4:00	-	59.0	-	59.1	-	-	59.0
09/07/19 5:00	-	59.2	-	59.2	-	-	59.2
09/07/19 6:00	3	62.5	60.1	58.9	-	-	62.5
	44	**58.0**	**56.1**	**53.6**	**55.9**	**59.6**	**59.4**

Location: Roodt/Syr NMT # 1

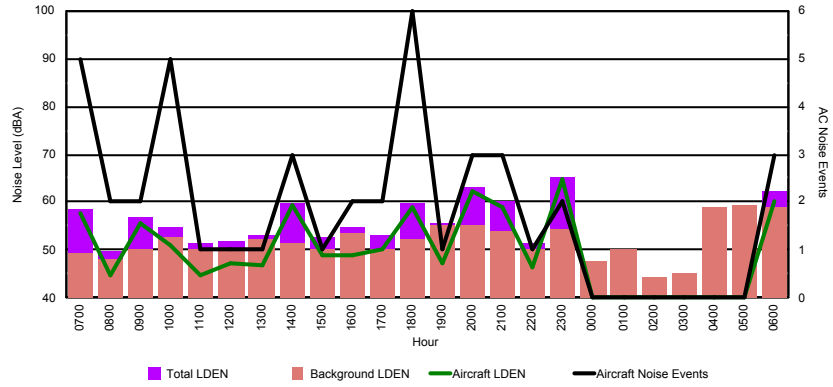

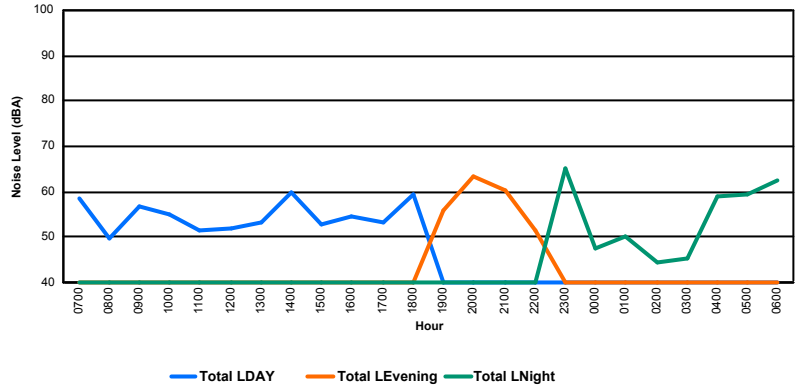

LE GOUVERNEMENT
DU GRAND-DUCHÉ DE LUXEMBOURG
Administration de la navigation aérienne

Luxembourg Airport

Noise Distribution by Hour

Between 08/07/2019 00:00:00 and 08/07/2019 23:59:59 (Local Time)

Day	Aircraft Events	Total LDEN dB (A)	Aircraft LDEN dB(A)	Background LDEN dB(A)	Total LDay dB(A)	Total LEvening dB(A)	Total LNight dB (A)
08/07/19 7:00	7	66.7	66.6	50.5	66.7	-	-
08/07/19 8:00	5	60.5	60.1	50.1	60.5	-	-
08/07/19 9:00	5	65.7	65.6	51.0	65.7	-	-
08/07/19 10:00	9	62.8	62.5	50.3	62.8	-	-
08/07/19 11:00	7	59.7	59.3	49.8	59.7	-	-
08/07/19 12:00	5	60.1	59.8	48.2	60.1	-	-
08/07/19 13:00	5	57.3	56.6	49.1	57.3	-	-
08/07/19 14:00	7	70.0	69.9	50.4	70.0	-	-
08/07/19 15:00	5	62.3	61.9	50.9	62.3	-	-
08/07/19 16:00	6	61.8	61.6	49.3	61.8	-	-
08/07/19 17:00	3	61.3	61.0	49.7	61.3	-	-
08/07/19 18:00	16	69.3	69.3	52.0	69.3	-	-
08/07/19 19:00	9	65.9	65.6	55.2	-	65.9	-
08/07/19 20:00	6	71.8	71.7	53.4	-	71.8	-
08/07/19 21:00	6	68.7	68.5	53.2	-	68.7	-
08/07/19 22:00	1	59.4	58.7	51.2	-	59.4	-
08/07/19 23:00	3	73.7	73.6	56.7	-	-	73.7
09/07/19 0:00	-	53.5	-	53.5	-	-	53.5
09/07/19 1:00	-	52.1	-	52.1	-	-	52.1
09/07/19 2:00	-	52.6	-	52.6	-	-	52.6
09/07/19 3:00	-	53.3	-	53.3	-	-	53.3
09/07/19 4:00	-	56.4	-	56.4	-	-	56.4
09/07/19 5:00	-	60.0	-	60.0	-	-	60.0
09/07/19 6:00	11	73.1	72.8	61.5	-	-	73.1
	116	**66.6**	**66.4**	**54.2**	**64.9**	**68.3**	**67.6**

Location: DVOR NMT # 2

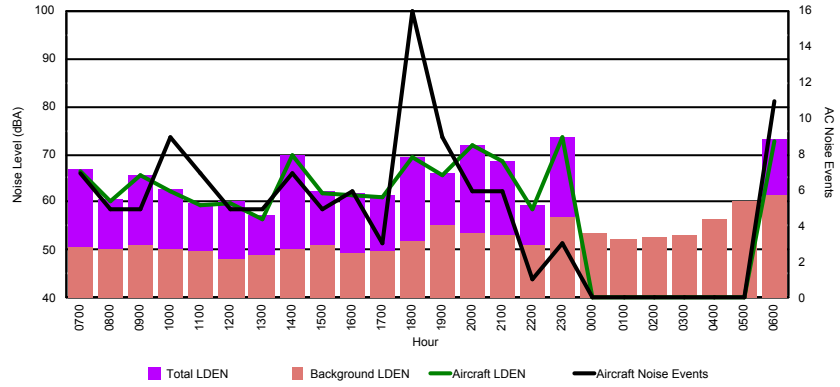

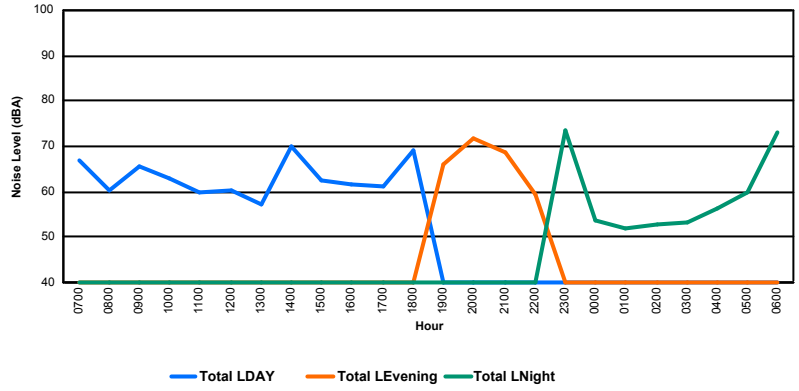

LE GOUVERNEMENT
DU GRAND-DUCHÉ DE LUXEMBOURG
Administration de la navigation aérienne

Luxembourg Airport

Noise Distribution by Hour

Between 08/07/2019 00:00:00 and 08/07/2019 23:59:59 (Local Time)

Day	Aircraft Events	Total LDEN dB (A)	Aircraft LDEN dB(A)	Background LDEN dB(A)	Total LDay dB(A)	Total LEvening dB(A)	Total LNight dB (A)
08/07/19 7:00	7	69.2	68.4	61.7	69.2	-	-
08/07/19 8:00	7	65.5	64.9	57.4	65.5	-	-
08/07/19 9:00	7	69.8	69.5	59.6	69.8	-	-
08/07/19 10:00	10	69.3	68.3	62.9	69.3	-	-
08/07/19 11:00	9	67.7	64.9	64.6	67.7	-	-
08/07/19 12:00	6	66.8	66.1	58.4	66.8	-	-
08/07/19 13:00	5	64.4	63.7	55.7	64.4	-	-
08/07/19 14:00	18	71.1	70.8	59.4	71.1	-	-
08/07/19 15:00	9	69.5	68.7	61.5	69.5	-	-
08/07/19 16:00	16	69.0	68.6	58.3	69.0	-	-
08/07/19 17:00	10	67.3	66.4	60.2	67.3	-	-
08/07/19 18:00	19	73.2	72.7	63.9	73.2	-	-
08/07/19 19:00	14	72.2	71.2	65.6	-	72.2	-
08/07/19 20:00	8	76.0	75.6	65.8	-	76.0	-
08/07/19 21:00	6	73.0	72.5	63.6	-	73.0	-
08/07/19 22:00	2	69.3	66.8	66.2	-	69.3	-
08/07/19 23:00	3	80.0	75.9	77.9	-	-	80.0
09/07/19 0:00	-	59.0	-	59.0	-	-	59.0
09/07/19 1:00	-	60.3	-	60.5	-	-	60.3
09/07/19 2:00	-	57.2	-	57.2	-	-	57.2
09/07/19 3:00	-	57.1	-	57.1	-	-	57.1
09/07/19 4:00	-	58.2	-	58.2	-	-	58.2
09/07/19 5:00	-	65.7	-	65.8	-	-	65.7
09/07/19 6:00	14	78.3	77.9	69.5	-	-	78.3
	170	**71.8**	**70.3**	**66.5**	**69.2**	**73.3**	**73.4**

Location: Mid Runway NMT # 3

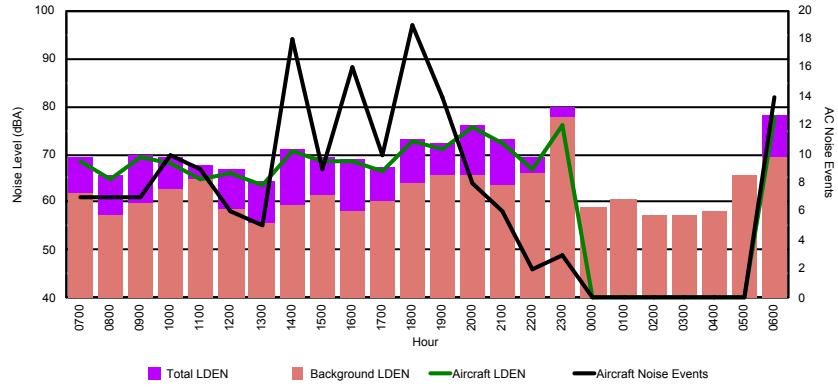

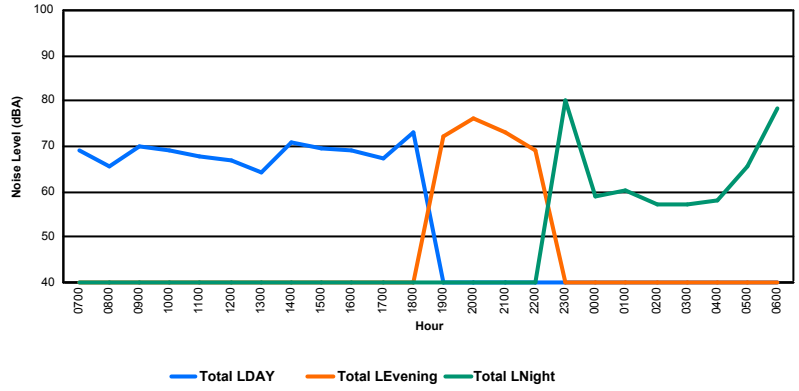

LE GOUVERNEMENT
DU GRAND-DUCHÉ DE LUXEMBOURG
Administration de la navigation aérienne

Luxembourg Airport

Noise Distribution by Hour

Between 08/07/2019 00:00:00 and 08/07/2019 23:59:59 (Local Time)

Day	Aircraft Events	Total LDEN dB (A)	Aircraft LDEN dB(A)	Background LDEN dB(A)	Total LDay dB(A)	Total LEvening dB(A)	Total LNight dB (A)
08/07/19 7:00	6	67.1	65.5	65.8	67.1	-	-
08/07/19 8:00	9	64.8	62.0	72.7	64.8	-	-
08/07/19 9:00	13	66.2	64.3	62.3	66.2	-	-
08/07/19 10:00	11	67.2	65.9	61.6	67.2	-	-
08/07/19 11:00	6	67.7	66.6	61.1	67.7	-	-
08/07/19 12:00	6	65.9	64.4	60.7	65.9	-	-
08/07/19 13:00	6	63.1	59.0	61.1	63.1	-	-
08/07/19 14:00	9	64.6	61.7	61.8	64.6	-	-
08/07/19 15:00	10	68.7	68.0	61.0	68.7	-	-
08/07/19 16:00	3	66.7	65.9	59.2	66.7	-	-
08/07/19 17:00	12	65.5	64.6	58.6	65.5	-	-
08/07/19 18:00	10	67.8	67.0	60.4	67.8	-	-
08/07/19 19:00	6	69.9	68.3	64.7	-	69.9	-
08/07/19 20:00	8	71.6	70.6	64.6	-	71.6	-
08/07/19 21:00	6	69.0	67.7	63.4	-	69.0	-
08/07/19 22:00	16	71.2	70.5	63.7	-	71.2	-
08/07/19 23:00	6	80.3	80.1	66.9	-	-	80.3
09/07/19 0:00	-	64.3	-	65.0	-	-	64.3
09/07/19 1:00	-	62.4	-	62.9	-	-	62.4
09/07/19 2:00	-	62.0	-	62.4	-	-	62.0
09/07/19 3:00	-	63.4	-	63.6	-	-	63.4
09/07/19 4:00	-	66.0	-	66.4	-	-	66.0
09/07/19 5:00	-	70.6	-	71.9	-	-	70.6
09/07/19 6:00	1	73.4	58.2	76.4	-	-	73.4
	144	**70.2**	**68.7**	**67.1**	**66.5**	**70.5**	**72.8**

Location: NDB-Hamm NMT # 4

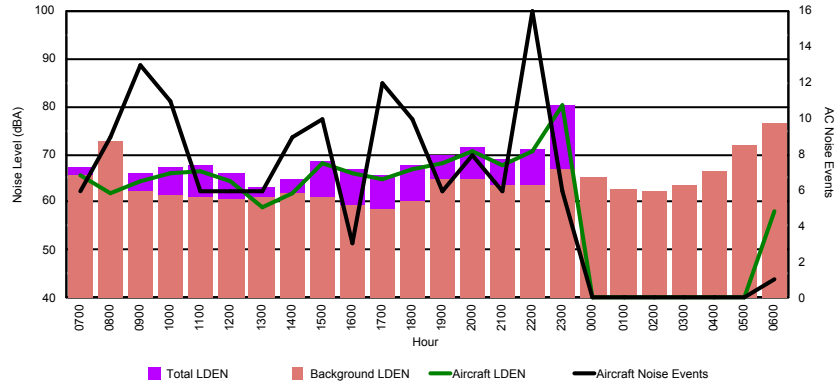

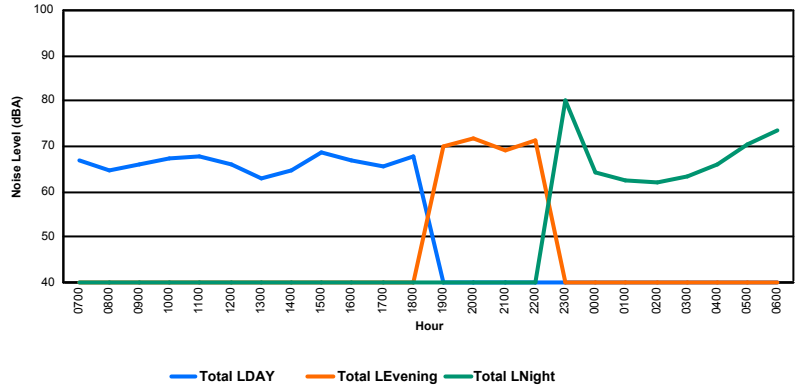

LE GOUVERNEMENT
DU GRAND-DUCHÉ DE LUXEMBOURG
Administration de la navigation aérienne

Luxembourg Airport

Noise Distribution by Hour

Between 09/07/2019 00:00:00 and 09/07/2019 23:59:59 (Local Time)

Day	Aircraft Events	Total LDEN dB (A)	Aircraft LDEN dB(A)	Background LDEN dB(A)	Total LDay dB(A)	Total LEvening dB(A)	Total LNight dB (A)
09/07/19 7:00	3	59.0	58.0	52.0	59.0	-	-
09/07/19 8:00	1	49.6	45.4	47.5	49.6	-	-
09/07/19 9:00	1	50.5	42.7	49.8	50.5	-	-
09/07/19 10:00	2	51.9	47.3	50.1	51.9	-	-
09/07/19 11:00	2	52.0	47.7	50.1	52.0	-	-
09/07/19 12:00	-	48.3	-	48.3	48.3	-	-
09/07/19 13:00	2	56.0	55.1	49.1	56.0	-	-
09/07/19 14:00	2	54.5	52.1	50.8	54.5	-	-
09/07/19 15:00	5	57.3	56.2	50.7	57.3	-	-
09/07/19 16:00	-	52.3	-	52.3	52.3	-	-
09/07/19 17:00	1	50.9	45.7	49.3	50.9	-	-
09/07/19 18:00	2	50.8	45.4	49.5	50.8	-	-
09/07/19 19:00	5	62.9	62.1	55.2	-	62.9	-
09/07/19 20:00	-	51.5	-	51.5	-	51.5	-
09/07/19 21:00	4	65.8	65.6	51.7	-	65.8	-
09/07/19 22:00	1	61.2	59.8	55.7	-	61.2	-
09/07/19 23:00	1	65.7	65.3	54.9	-	-	65.7
10/07/19 0:00	-	46.6	-	46.6	-	-	46.6
10/07/19 1:00	-	49.4	-	49.4	-	-	49.4
10/07/19 2:00	-	44.0	-	44.0	-	-	44.0
10/07/19 3:00	-	44.1	-	44.1	-	-	44.1
10/07/19 4:00	-	58.7	-	58.7	-	-	58.7
10/07/19 5:00	-	60.3	-	60.3	-	-	60.3
10/07/19 6:00	4	66.4	65.3	60.2	-	-	66.4
	36	**59.3**	**57.9**	**53.7**	**54.0**	**62.6**	**61.0**

Location: Roodt/Syr NMT # 1

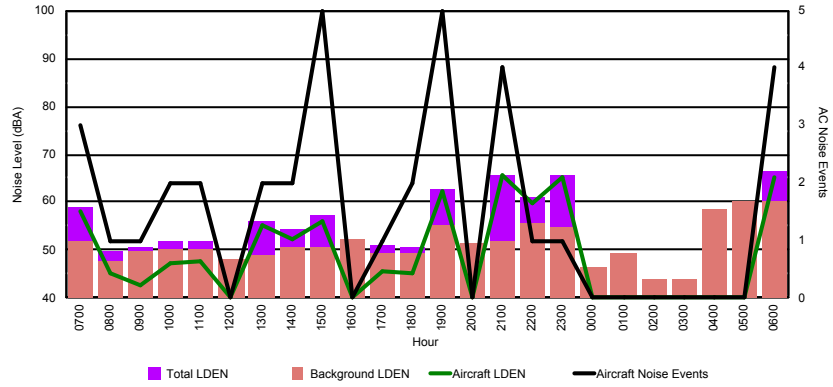

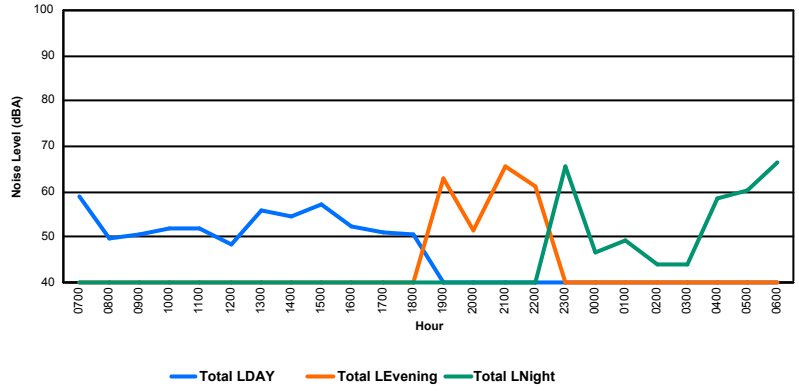

LE GOUVERNEMENT
DU GRAND-DUCHÉ DE LUXEMBOURG
Administration de la navigation aérienne

Luxembourg Airport

Noise Distribution by Hour

Between 09/07/2019 00:00:00 and 09/07/2019 23:59:59 (Local Time)

Day	Aircraft Events	Total LDEN dB (A)	Aircraft LDEN dB(A)	Background LDEN dB(A)	Total LDay dB(A)	Total LEvening dB(A)	Total LNight dB (A)
09/07/19 7:00	9	68.0	67.9	52.0	68.0	-	-
09/07/19 8:00	2	57.9	56.8	51.5	57.9	-	-
09/07/19 9:00	1	53.3	50.3	50.2	53.3	-	-
09/07/19 10:00	6	61.6	61.1	51.5	61.6	-	-
09/07/19 11:00	11	60.8	60.3	51.5	60.8	-	-
09/07/19 12:00	4	62.1	61.9	50.7	62.1	-	-
09/07/19 13:00	6	65.6	65.5	51.8	65.6	-	-
09/07/19 14:00	6	62.9	62.5	51.5	62.9	-	-
09/07/19 15:00	12	66.8	66.7	51.1	66.8	-	-
09/07/19 16:00	6	56.9	55.9	50.5	56.9	-	-
09/07/19 17:00	5	58.0	57.1	50.8	58.0	-	-
09/07/19 18:00	9	64.8	64.6	51.3	64.8	-	-
09/07/19 19:00	10	73.8	73.7	56.4	-	73.8	-
09/07/19 20:00	2	56.8	54.2	53.4	-	56.8	-
09/07/19 21:00	5	75.0	75.0	54.9	-	75.0	-
09/07/19 22:00	1	69.4	69.2	53.9	-	69.4	-
09/07/19 23:00	2	74.6	74.6	58.1	-	-	74.6
10/07/19 0:00	-	55.2	-	55.2	-	-	55.2
10/07/19 1:00	-	54.0	-	54.0	-	-	54.0
10/07/19 2:00	-	53.5	-	53.5	-	-	53.5
10/07/19 3:00	-	53.3	-	53.3	-	-	53.3
10/07/19 4:00	-	55.6	-	55.6	-	-	55.6
10/07/19 5:00	-	59.4	-	59.4	-	-	59.4
10/07/19 6:00	16	78.0	77.9	61.7	-	-	78.0
	113	**68.9**	**68.7**	**54.8**	**63.3**	**72.1**	**70.7**

Location: DVOR NMT # 2

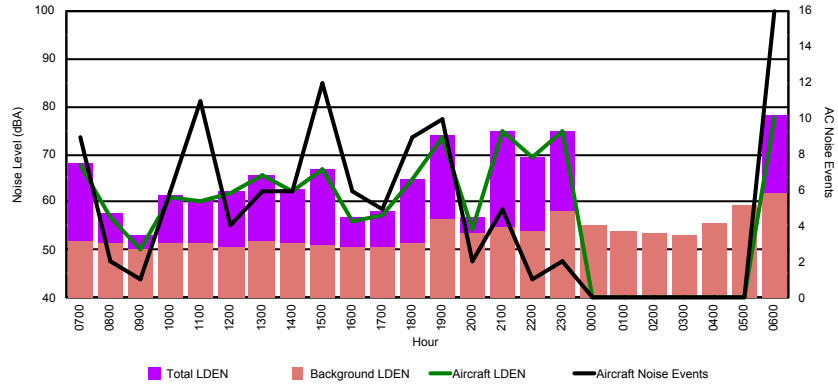

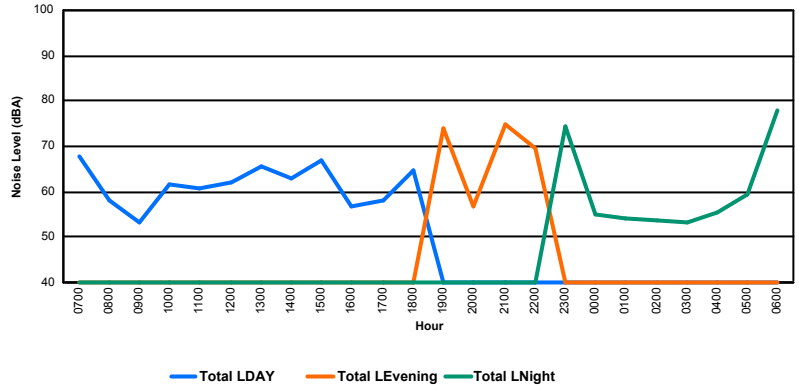

LE GOUVERNEMENT
DU GRAND-DUCHÉ DE LUXEMBOURG
Administration de la navigation aérienne

Luxembourg Airport

Noise Distribution by Hour

Between 09/07/2019 00:00:00 and 09/07/2019 23:59:59 (Local Time)

Day	Aircraft Events	Total LDEN dB (A)	Aircraft LDEN dB(A)	Background LDEN dB(A)	Total LDay dB(A)	Total LEvening dB(A)	Total LNight dB (A)
09/07/19 7:00	10	70.2	69.9	59.0	70.2	-	-
09/07/19 8:00	6	61.8	61.3	52.3	61.8	-	-
09/07/19 9:00	4	58.0	53.2	56.3	58.0	-	-
09/07/19 10:00	9	66.5	66.0	57.2	66.5	-	-
09/07/19 11:00	17	67.7	67.1	59.3	67.7	-	-
09/07/19 12:00	8	65.3	64.7	56.3	65.3	-	-
09/07/19 13:00	7	68.1	67.6	58.0	68.1	-	-
09/07/19 14:00	10	68.3	67.8	58.3	68.3	-	-
09/07/19 15:00	20	71.2	71.0	56.9	71.2	-	-
09/07/19 16:00	9	65.3	64.6	57.5	65.3	-	-
09/07/19 17:00	10	65.2	64.0	59.1	65.2	-	-
09/07/19 18:00	11	68.4	68.0	58.4	68.4	-	-
09/07/19 19:00	17	75.6	75.3	63.9	-	75.6	-
09/07/19 20:00	8	63.2	61.6	58.4	-	63.2	-
09/07/19 21:00	6	75.9	75.7	62.7	-	75.9	-
09/07/19 22:00	2	72.8	72.5	61.5	-	72.8	-
09/07/19 23:00	1	74.7	74.0	66.5	-	-	74.7
10/07/19 0:00	-	57.8	-	57.8	-	-	57.8
10/07/19 1:00	-	56.3	-	56.3	-	-	56.3
10/07/19 2:00	-	56.7	-	56.7	-	-	56.7
10/07/19 3:00	-	56.6	-	56.6	-	-	56.6
10/07/19 4:00	-	58.7	-	58.7	-	-	58.7
10/07/19 5:00	-	63.2	-	63.2	-	-	63.2
10/07/19 6:00	19	81.6	81.0	73.4	-	-	81.6
	174	**71.5**	**71.0**	**62.7**	**67.4**	**73.8**	**73.5**

Location: Mid Runway NMT # 3

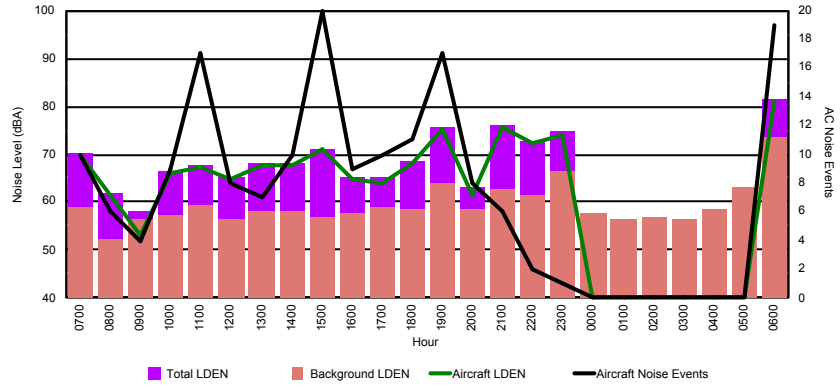

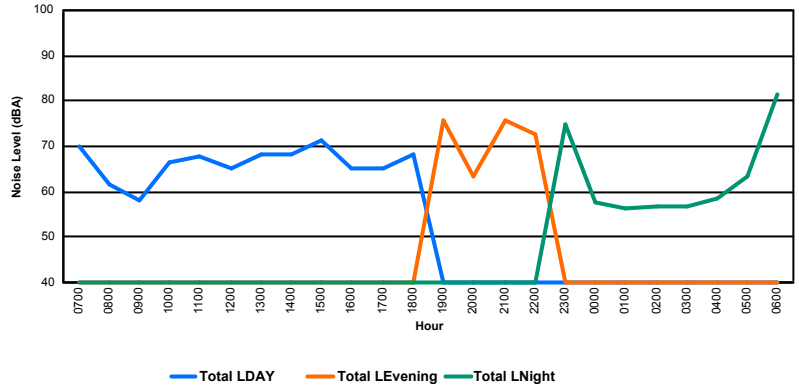

LE GOUVERNEMENT
DU GRAND-DUCHÉ DE LUXEMBOURG
Administration de la navigation aérienne

Luxembourg Airport

Noise Distribution by Hour

Between 09/07/2019 00:00:00 and 09/07/2019 23:59:59 (Local Time)

Day	Aircraft Events	Total LDEN dB (A)	Aircraft LDEN dB(A)	Background LDEN dB(A)	Total LDay dB(A)	Total LEvening dB(A)	Total LNight dB (A)
09/07/19 7:00	4	69.3	68.0	66.8	69.3	-	-
09/07/19 8:00	2	63.8	52.3	66.6	63.8	-	-
09/07/19 9:00	11	66.6	64.5	63.3	66.6	-	-
09/07/19 10:00	15	66.9	64.9	63.2	66.9	-	-
09/07/19 11:00	10	65.5	62.7	62.8	65.5	-	-
09/07/19 12:00	5	66.5	64.5	62.3	66.5	-	-
09/07/19 13:00	10	67.7	66.4	62.5	67.7	-	-
09/07/19 14:00	9	65.0	62.6	61.6	65.0	-	-
09/07/19 15:00	6	64.1	61.1	61.2	64.1	-	-
09/07/19 16:00	5	64.8	62.9	60.3	64.8	-	-
09/07/19 17:00	11	71.6	71.3	60.4	71.6	-	-
09/07/19 18:00	9	65.1	63.3	60.5	65.1	-	-
09/07/19 19:00	5	71.8	70.8	65.5	-	71.8	-
09/07/19 20:00	5	68.7	66.8	64.1	-	68.7	-
09/07/19 21:00	9	68.5	66.0	65.3	-	68.5	-
09/07/19 22:00	18	71.2	70.2	64.8	-	71.2	-
09/07/19 23:00	2	75.3	74.6	67.4	-	-	75.3
10/07/19 0:00	-	64.6	-	65.5	-	-	64.6
10/07/19 1:00	-	63.3	-	63.9	-	-	63.3
10/07/19 2:00	-	63.5	-	64.2	-	-	63.5
10/07/19 3:00	-	64.2	-	64.4	-	-	64.2
10/07/19 4:00	-	65.9	-	66.4	-	-	65.9
10/07/19 5:00	-	70.5	-	71.9	-	-	70.5
10/07/19 6:00	4	77.9	76.4	83.4	-	-	77.9
	140	**69.7**	**67.8**	**70.9**	**67.0**	**70.3**	**71.8**

Location: NDB-Hamm NMT # 4

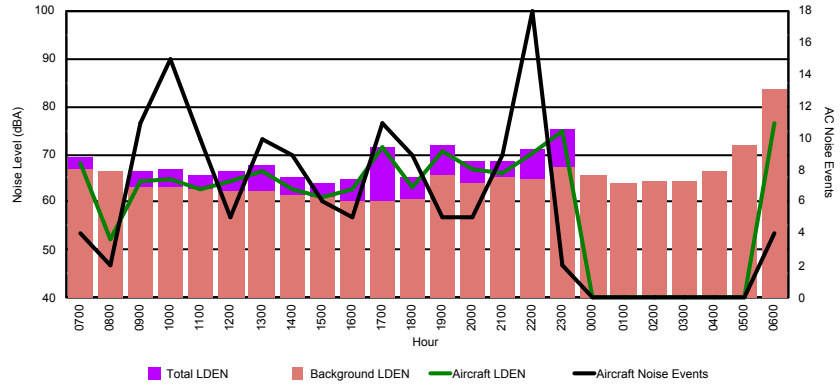

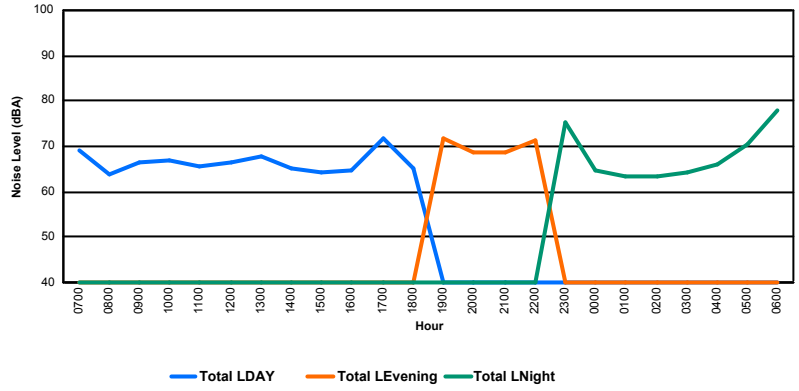

LE GOUVERNEMENT
DU GRAND-DUCHÉ DE LUXEMBOURG
Administration de la navigation aérienne

Luxembourg Airport

Noise Distribution by Hour

Between 10/07/2019 00:00:00 and 10/07/2019 23:59:59 (Local Time)

Day	Aircraft Events	Total LDEN dB (A)	Aircraft LDEN dB(A)	Background LDEN dB(A)	Total LDay dB(A)	Total LEvening dB(A)	Total LNight dB (A)
10/07/19 7:00	-	48.6	-	48.7	48.6	-	-
10/07/19 8:00	1	47.7	44.4	45.0	47.7	-	-
10/07/19 9:00	2	51.6	49.1	48.1	51.6	-	-
10/07/19 10:00	3	56.2	55.1	50.0	56.2	-	-
10/07/19 11:00	4	56.6	52.1	54.9	56.6	-	-
10/07/19 12:00	6	57.2	55.4	52.6	57.2	-	-
10/07/19 13:00	6	53.6	51.1	50.4	53.6	-	-
10/07/19 14:00	3	54.8	52.9	50.1	54.8	-	-
10/07/19 15:00	5	56.5	55.7	48.6	56.5	-	-
10/07/19 16:00	6	56.8	55.5	50.9	56.8	-	-
10/07/19 17:00	5	53.5	51.7	48.9	53.5	-	-
10/07/19 18:00	7	54.4	52.7	49.9	54.4	-	-
10/07/19 19:00	5	59.8	58.4	54.1	-	59.8	-
10/07/19 20:00	6	60.4	59.1	54.7	-	60.4	-
10/07/19 21:00	3	57.8	54.8	54.9	-	57.8	-
10/07/19 22:00	14	63.2	60.8	59.9	-	63.2	-
10/07/19 23:00	4	67.7	66.1	62.7	-	-	67.7
11/07/19 0:00	-	60.2	-	60.3	-	-	60.2
11/07/19 1:00	-	57.1	-	57.1	-	-	57.1
11/07/19 2:00	-	49.2	-	49.3	-	-	49.2
11/07/19 3:00	-	42.8	-	42.8	-	-	42.8
11/07/19 4:00	-	53.6	-	53.7	-	-	53.6
11/07/19 5:00	1	62.1	61.0	58.5	-	-	62.1
11/07/19 6:00	3	68.0	67.3	56.7	-	-	68.0
	84	**60.0**	**58.2**	**55.3**	**54.8**	**60.7**	**62.9**

Location: Roodt/Syr NMT # 1

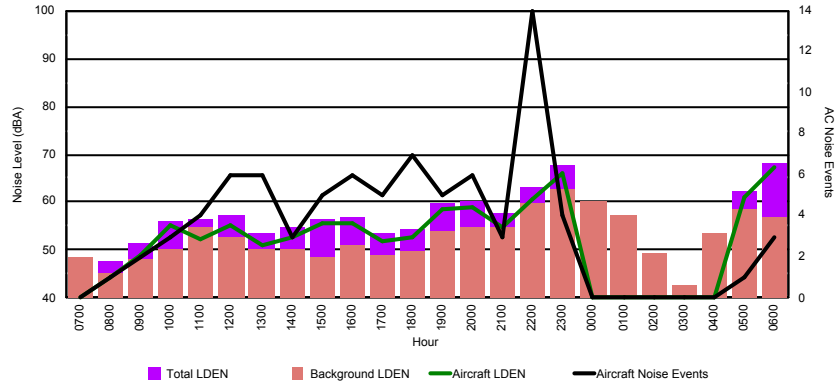

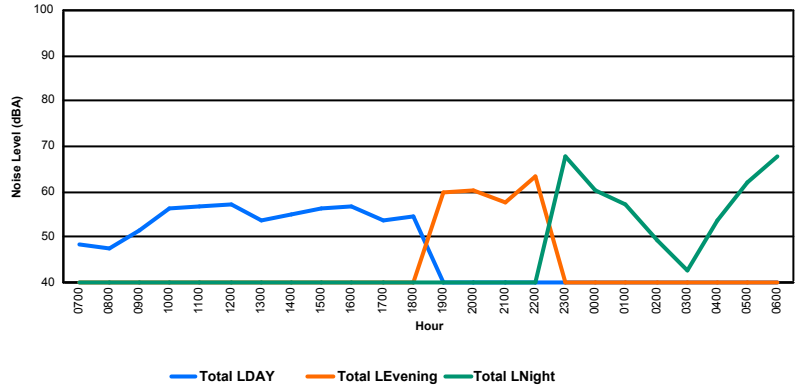

LE GOUVERNEMENT
DU GRAND-DUCHÉ DE LUXEMBOURG
Administration de la navigation aérienne

Luxembourg Airport

Noise Distribution by Hour

Between 10/07/2019 00:00:00 and 10/07/2019 23:59:59 (Local Time)

Day	Aircraft Events	Total LDEN dB (A)	Aircraft LDEN dB(A)	Background LDEN dB(A)	Total LDay dB(A)	Total LEvening dB(A)	Total LNight dB (A)
10/07/19 7:00	4	60.2	59.6	50.8	60.2	-	-
10/07/19 8:00	1	54.4	53.1	48.6	54.4	-	-
10/07/19 9:00	5	68.8	68.7	51.1	68.8	-	-
10/07/19 10:00	5	64.3	64.1	50.3	64.3	-	-
10/07/19 11:00	12	62.8	62.4	52.1	62.8	-	-
10/07/19 12:00	8	71.3	71.3	50.4	71.3	-	-
10/07/19 13:00	8	64.9	64.7	51.1	64.9	-	-
10/07/19 14:00	6	66.4	66.2	50.7	66.4	-	-
10/07/19 15:00	6	69.4	69.3	50.7	69.4	-	-
10/07/19 16:00	9	68.8	68.8	50.5	68.8	-	-
10/07/19 17:00	7	65.8	65.6	49.9	65.8	-	-
10/07/19 18:00	8	66.8	66.6	52.1	66.8	-	-
10/07/19 19:00	5	72.1	71.9	56.6	-	72.1	-
10/07/19 20:00	7	73.2	73.1	55.3	-	73.2	-
10/07/19 21:00	3	68.8	68.4	58.8	-	68.8	-
10/07/19 22:00	16	75.1	75.0	59.1	-	75.1	-
10/07/19 23:00	4	79.3	79.3	59.6	-	-	79.3
11/07/19 0:00	-	53.8	-	53.8	-	-	53.8
11/07/19 1:00	-	52.5	-	52.5	-	-	52.5
11/07/19 2:00	-	51.7	-	51.7	-	-	51.7
11/07/19 3:00	-	51.2	-	51.2	-	-	51.2
11/07/19 4:00	-	54.9	-	54.9	-	-	54.9
11/07/19 5:00	-	58.6	-	58.6	-	-	58.6
11/07/19 6:00	4	81.3	81.3	62.7	-	-	81.3
	118	**71.7**	**71.7**	**55.4**	**66.9**	**72.8**	**74.4**

Location: DVOR NMT # 2

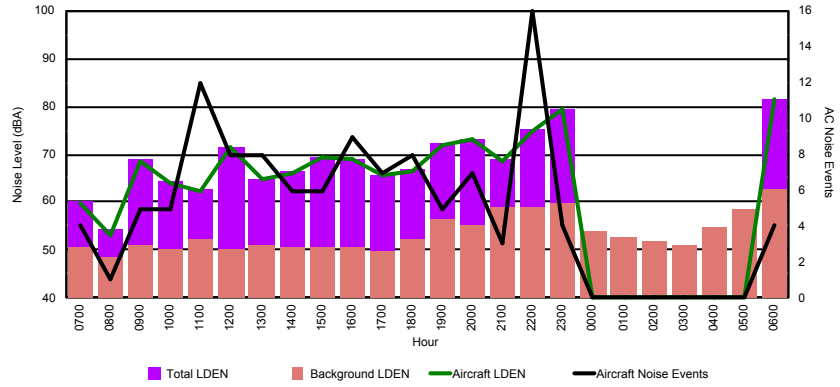

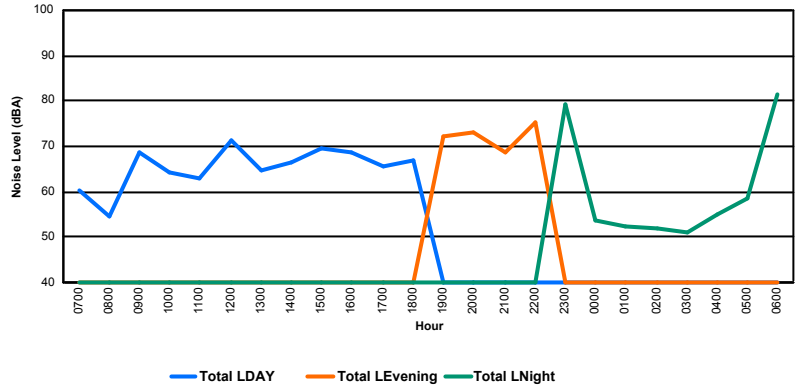

LE GOUVERNEMENT
DU GRAND-DUCHÉ DE LUXEMBOURG
Administration de la navigation aérienne

Luxembourg Airport

Noise Distribution by Hour

Between 10/07/2019 00:00:00 and 10/07/2019 23:59:59 (Local Time)

Day	Aircraft Events	Total LDEN dB (A)	Aircraft LDEN dB(A)	Background LDEN dB(A)	Total LDay dB(A)	Total LEvening dB(A)	Total LNight dB (A)
10/07/19 7:00	7	65.5	65.0	56.4	65.5	-	-
10/07/19 8:00	1	59.9	56.4	57.4	59.9	-	-
10/07/19 9:00	8	70.1	69.8	59.4	70.1	-	-
10/07/19 10:00	5	66.4	65.5	58.8	66.4	-	-
10/07/19 11:00	16	68.3	67.9	57.8	68.3	-	-
10/07/19 12:00	9	67.1	65.5	62.1	67.1	-	-
10/07/19 13:00	9	70.0	69.1	63.1	70.0	-	-
10/07/19 14:00	9	67.0	66.2	59.8	67.0	-	-
10/07/19 15:00	9	70.0	68.6	64.4	70.0	-	-
10/07/19 16:00	5	72.6	60.1	72.4	72.6	-	-
10/07/19 17:00	9	68.4	66.5	63.8	68.4	-	-
10/07/19 18:00	19	71.4	68.0	68.9	71.4	-	-
10/07/19 19:00	13	75.7	74.9	68.1	-	75.7	-
10/07/19 20:00	7	72.3	68.4	70.1	-	72.3	-
10/07/19 21:00	5	77.5	72.9	75.7	-	77.5	-
10/07/19 22:00	6	77.3	74.3	74.3	-	77.3	-
10/07/19 23:00	-	70.9	-	71.0	-	-	70.9
11/07/19 0:00	-	55.7	-	55.7	-	-	55.7
11/07/19 1:00	-	55.4	-	55.4	-	-	55.4
11/07/19 2:00	-	53.2	-	53.2	-	-	53.2
11/07/19 3:00	-	57.3	-	57.3	-	-	57.3
11/07/19 4:00	-	55.8	-	55.8	-	-	55.8
11/07/19 5:00	-	60.2	-	60.2	-	-	60.2
11/07/19 6:00	19	82.1	79.1	79.2	-	-	82.1
	156	**72.6**	**69.7**	**69.6**	**69.0**	**76.1**	**73.5**

Location: Mid Runway NMT # 3

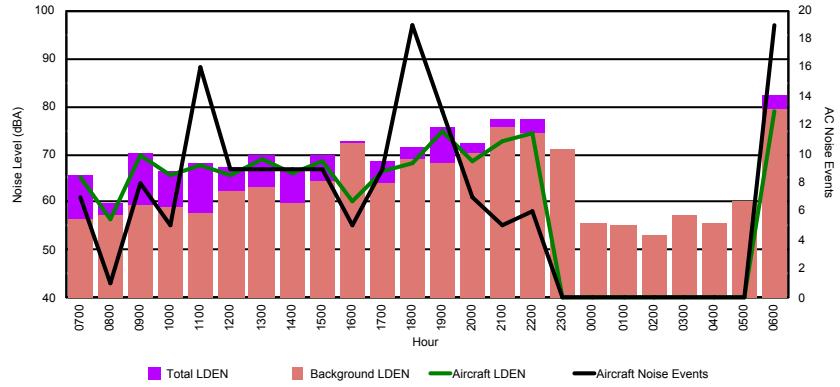

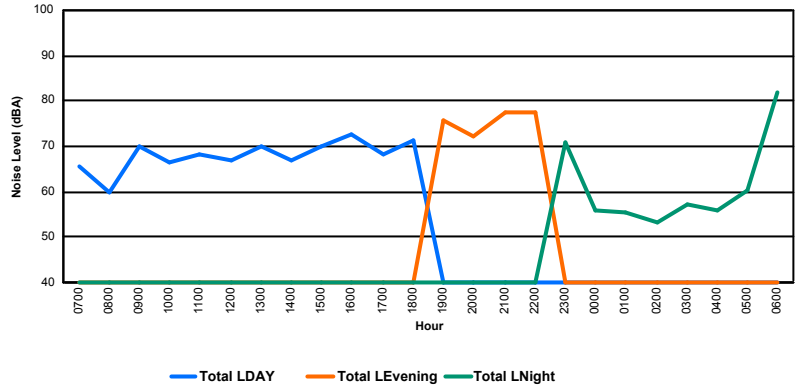

LE GOUVERNEMENT
DU GRAND-DUCHÉ DE LUXEMBOURG
Administration de la navigation aérienne

Luxembourg Airport

Noise Distribution by Hour

Between 10/07/2019 00:00:00 and 10/07/2019 23:59:59 (Local Time)

Day	Aircraft Events	Total LDEN dB (A)	Aircraft LDEN dB(A)	Background LDEN dB(A)	Total LDay dB(A)	Total LEvening dB(A)	Total LNight dB (A)
10/07/19 7:00	7	66.1	64.0	67.0	66.1	-	-
10/07/19 8:00	5	65.3	63.1	69.2	65.3	-	-
10/07/19 9:00	9	67.2	65.8	61.5	67.2	-	-
10/07/19 10:00	15	68.4	67.8	60.8	68.4	-	-
10/07/19 11:00	8	64.2	62.0	60.4	64.2	-	-
10/07/19 12:00	5	63.3	60.8	59.9	63.3	-	-
10/07/19 13:00	8	68.0	67.2	60.2	68.0	-	-
10/07/19 14:00	7	62.8	60.6	58.9	62.8	-	-
10/07/19 15:00	8	67.3	66.6	59.2	67.3	-	-
10/07/19 16:00	5	66.7	65.9	58.9	66.7	-	-
10/07/19 17:00	7	62.5	60.7	58.2	62.5	-	-
10/07/19 18:00	15	65.1	64.1	58.5	65.1	-	-
10/07/19 19:00	10	73.7	73.4	63.2	-	73.7	-
10/07/19 20:00	4	66.1	63.8	62.2	-	66.1	-
10/07/19 21:00	8	75.5	75.2	62.6	-	75.5	-
10/07/19 22:00	4	72.6	72.2	62.3	-	72.6	-
10/07/19 23:00	-	65.9	-	65.9	-	-	65.9
11/07/19 0:00	-	65.1	-	66.0	-	-	65.1
11/07/19 1:00	-	63.4	-	64.2	-	-	63.4
11/07/19 2:00	-	62.1	-	62.6	-	-	62.1
11/07/19 3:00	-	64.4	-	64.6	-	-	64.4
11/07/19 4:00	-	66.3	-	66.9	-	-	66.3
11/07/19 5:00	-	69.7	-	71.1	-	-	69.7
11/07/19 6:00	18	76.4	75.7	74.3	-	-	76.4
	143	**69.2**	**67.9**	**65.7**	**66.0**	**73.1**	**69.5**

Location: NDB-Hamm NMT # 4

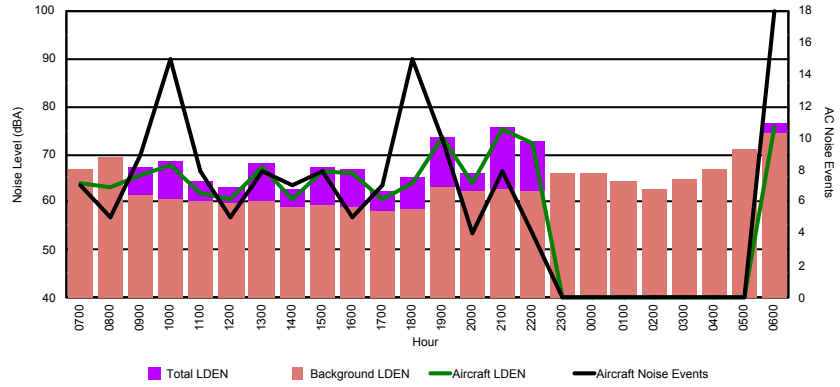

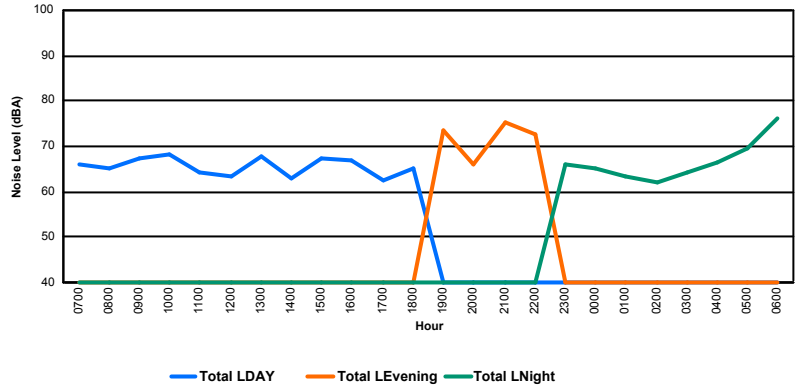

LE GOUVERNEMENT
DU GRAND-DUCHÉ DE LUXEMBOURG
Administration de la navigation aérienne

Luxembourg Airport

Noise Distribution by Hour

Between 11/07/2019 00:00:00 and 11/07/2019 23:59:59 (Local Time)

Day	Aircraft Events	Total LDEN dB (A)	Aircraft LDEN dB(A)	Background LDEN dB(A)	Total LDay dB(A)	Total LEvening dB(A)	Total LNight dB (A)
11/07/19 7:00	2	53.0	48.1	51.4	53.0	-	-
11/07/19 8:00	3	57.6	57.1	48.2	57.6	-	-
11/07/19 9:00	9	55.4	53.2	51.7	55.4	-	-
11/07/19 10:00	7	58.8	57.8	52.0	58.8	-	-
11/07/19 11:00	5	57.4	56.1	51.4	57.4	-	-
11/07/19 12:00	5	58.4	57.6	51.0	58.4	-	-
11/07/19 13:00	7	56.2	54.7	51.3	56.2	-	-
11/07/19 14:00	4	54.8	53.2	49.7	54.8	-	-
11/07/19 15:00	5	53.9	51.6	50.3	53.9	-	-
11/07/19 16:00	7	58.2	57.6	50.0	58.2	-	-
11/07/19 17:00	11	61.9	60.4	56.7	61.9	-	-
11/07/19 18:00	9	59.4	57.9	54.2	59.4	-	-
11/07/19 19:00	1	55.1	49.7	53.7	-	55.1	-
11/07/19 20:00	5	66.3	66.0	54.4	-	66.3	-
11/07/19 21:00	1	59.9	54.8	58.3	-	59.9	-
11/07/19 22:00	6	67.3	67.2	51.9	-	67.3	-
11/07/19 23:00	2	67.4	67.2	54.4	-	-	67.4
12/07/19 0:00	-	56.0	-	56.0	-	-	56.0
12/07/19 1:00	-	50.6	-	50.7	-	-	50.6
12/07/19 2:00	-	46.6	-	46.6	-	-	46.6
12/07/19 3:00	-	46.1	-	46.1	-	-	46.1
12/07/19 4:00	-	49.4	-	49.4	-	-	49.4
12/07/19 5:00	-	50.6	-	50.6	-	-	50.6
12/07/19 6:00	5	67.3	66.0	61.5	-	-	67.3
	94	**60.9**	**60.0**	**53.8**	**57.8**	**64.4**	**61.6**

Location: Roodt/Syr NMT # 1

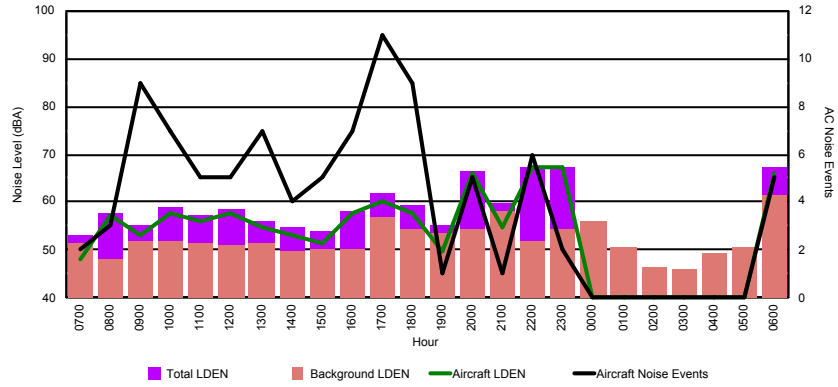

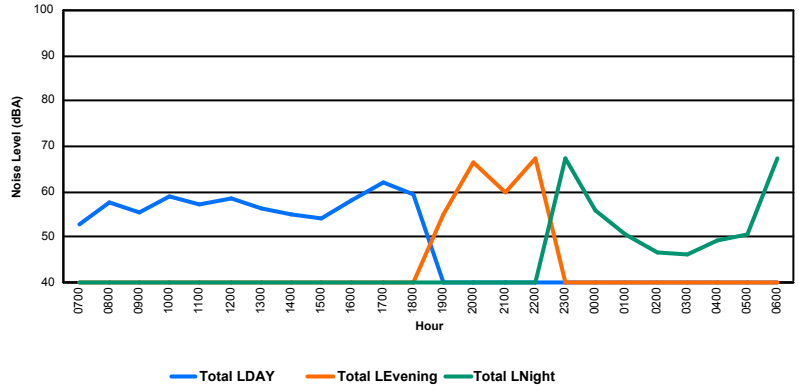

LE GOUVERNEMENT
DU GRAND-DUCHÉ DE LUXEMBOURG
Administration de la navigation aérienne

Luxembourg Airport

Noise Distribution by Hour

Between 11/07/2019 00:00:00 and 11/07/2019 23:59:59 (Local Time)

Day	Aircraft Events	Total LDEN dB (A)	Aircraft LDEN dB(A)	Background LDEN dB(A)	Total LDay dB(A)	Total LEvening dB(A)	Total LNight dB (A)
11/07/19 7:00	1	60.4	59.0	54.6	60.4	-	-
11/07/19 8:00	4	71.8	71.7	54.4	71.8	-	-
11/07/19 9:00	10	67.0	66.7	55.5	67.0	-	-
11/07/19 10:00	10	72.9	72.8	56.3	72.9	-	-
11/07/19 11:00	5	71.0	70.8	56.9	71.0	-	-
11/07/19 12:00	4	73.2	73.1	54.6	73.2	-	-
11/07/19 13:00	9	69.8	69.7	53.2	69.8	-	-
11/07/19 14:00	4	67.4	67.2	53.4	67.4	-	-
11/07/19 15:00	6	67.0	66.7	55.0	67.0	-	-
11/07/19 16:00	7	72.6	72.5	55.5	72.6	-	-
11/07/19 17:00	11	74.2	74.2	55.2	74.2	-	-
11/07/19 18:00	9	71.6	71.5	53.4	71.6	-	-
11/07/19 19:00	6	63.0	62.2	55.8	-	63.0	-
11/07/19 20:00	6	76.9	76.9	56.8	-	76.9	-
11/07/19 21:00	2	65.9	65.6	55.0	-	65.9	-
11/07/19 22:00	7	78.3	78.3	56.6	-	78.3	-
11/07/19 23:00	2	78.1	78.0	59.8	-	-	78.1
12/07/19 0:00	-	56.7	-	56.7	-	-	56.7
12/07/19 1:00	1	60.0	57.7	56.2	-	-	60.0
12/07/19 2:00	-	54.7	-	54.7	-	-	54.7
12/07/19 3:00	-	54.0	-	54.0	-	-	54.0
12/07/19 4:00	-	55.8	-	55.8	-	-	55.8
12/07/19 5:00	-	58.4	-	58.4	-	-	58.4
12/07/19 6:00	14	77.0	76.9	63.6	-	-	77.0
	118	**72.1**	**72.0**	**56.7**	**71.1**	**74.9**	**71.7**

Location: DVOR NMT # 2

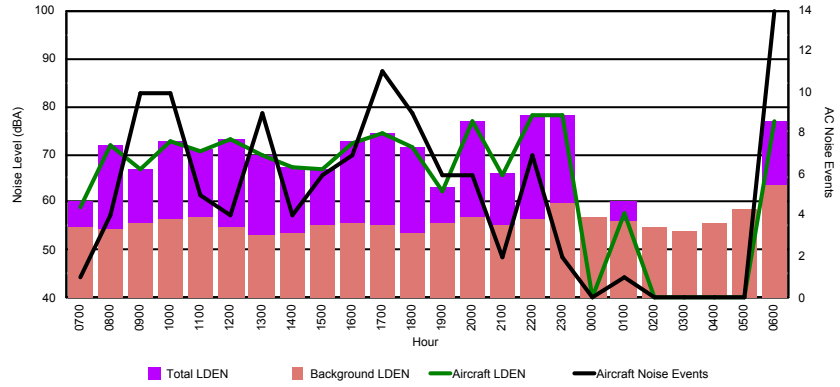

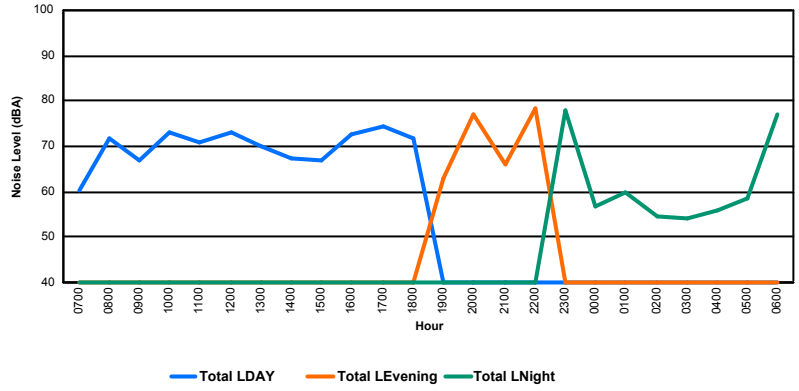

LE GOUVERNEMENT
DU GRAND-DUCHÉ DE LUXEMBOURG
Administration de la navigation aérienne

Luxembourg Airport

Noise Distribution by Hour

Between 11/07/2019 00:00:00 and 11/07/2019 23:59:59 (Local Time)

Day	Aircraft Events	Total LDEN dB (A)	Aircraft LDEN dB(A)	Background LDEN dB(A)	Total LDay dB(A)	Total LEvening dB(A)	Total LNight dB (A)
11/07/19 7:00	5	67.6	67.4	54.6	67.6	-	-
11/07/19 8:00	-	67.2	-	67.2	67.2	-	-
11/07/19 9:00	3	68.8	66.3	65.2	68.8	-	-
11/07/19 10:00	11	79.2	73.2	77.9	79.2	-	-
11/07/19 11:00	8	75.8	75.5	64.0	75.8	-	-
11/07/19 12:00	8	70.6	69.6	63.7	70.6	-	-
11/07/19 13:00	1	67.4	62.0	65.8	67.4	-	-
11/07/19 14:00	6	69.7	62.6	68.8	69.7	-	-
11/07/19 15:00	8	69.4	68.4	62.4	69.4	-	-
11/07/19 16:00	6	68.4	67.7	60.1	68.4	-	-
11/07/19 17:00	7	67.0	62.0	65.4	67.0	-	-
11/07/19 18:00	11	70.8	64.8	69.5	70.8	-	-
11/07/19 19:00	13	68.2	67.3	61.1	-	68.2	-
11/07/19 20:00	14	77.5	77.1	66.8	-	77.5	-
11/07/19 21:00	5	75.9	72.4	73.4	-	75.9	-
11/07/19 22:00	7	79.1	79.0	64.5	-	79.1	-
11/07/19 23:00	2	77.5	77.4	62.3	-	-	77.5
12/07/19 0:00	1	57.2	49.4	56.6	-	-	57.2
12/07/19 1:00	1	66.1	65.7	55.4	-	-	66.1
12/07/19 2:00	-	53.9	-	53.9	-	-	53.9
12/07/19 3:00	-	51.6	-	51.6	-	-	51.6
12/07/19 4:00	-	55.3	-	55.3	-	-	55.3
12/07/19 5:00	-	59.3	-	59.3	-	-	59.3
12/07/19 6:00	14	80.2	79.6	71.3	-	-	80.2
	131	**73.6**	**72.2**	**68.0**	**72.2**	**76.6**	**73.2**

Location: Mid Runway NMT # 3

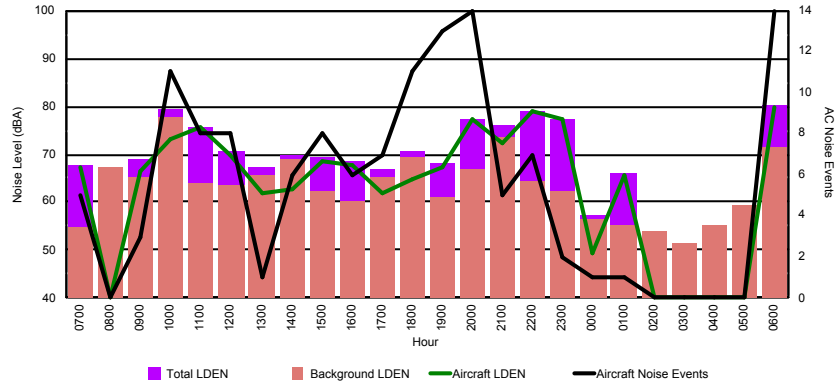

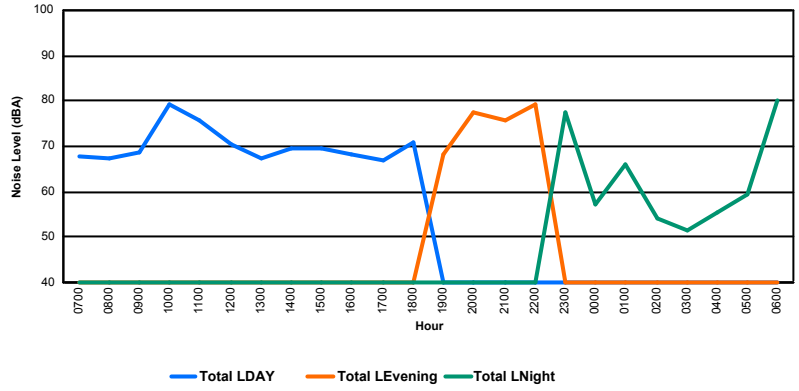

LE GOUVERNEMENT
DU GRAND-DUCHÉ DE LUXEMBOURG
Administration de la navigation aérienne

Luxembourg Airport

Noise Distribution by Hour

Between 11/07/2019 00:00:00 and 11/07/2019 23:59:59 (Local Time)

Day	Aircraft Events	Total LDEN dB (A)	Aircraft LDEN dB(A)	Background LDEN dB(A)	Total LDay dB(A)	Total LEvening dB(A)	Total LNight dB (A)
11/07/19 7:00	5	65.5	63.6	64.2	65.5	-	-
11/07/19 8:00	-	62.2	-	64.9	62.2	-	-
11/07/19 9:00	3	64.6	60.6	62.8	64.6	-	-
11/07/19 10:00	15	71.4	70.9	62.3	71.4	-	-
11/07/19 11:00	12	68.7	67.5	63.1	68.7	-	-
11/07/19 12:00	9	65.5	62.8	62.5	65.5	-	-
11/07/19 13:00	2	63.5	59.3	61.6	63.5	-	-
11/07/19 14:00	8	64.5	61.8	61.2	64.5	-	-
11/07/19 15:00	7	70.0	69.5	61.3	70.0	-	-
11/07/19 16:00	6	65.4	64.1	59.7	65.4	-	-
11/07/19 17:00	6	60.4	57.2	57.8	60.4	-	-
11/07/19 18:00	11	63.2	61.7	58.4	63.2	-	-
11/07/19 19:00	4	70.3	68.3	66.0	-	70.3	-
11/07/19 20:00	9	75.5	75.1	65.4	-	75.5	-
11/07/19 21:00	6	75.0	74.7	63.9	-	75.0	-
11/07/19 22:00	16	72.7	72.2	64.1	-	72.7	-
11/07/19 23:00	4	73.2	71.8	67.5	-	-	73.2
12/07/19 0:00	1	69.3	67.0	66.5	-	-	69.3
12/07/19 1:00	-	62.9	-	63.5	-	-	62.9
12/07/19 2:00	-	62.7	-	63.3	-	-	62.7
12/07/19 3:00	-	64.8	-	65.1	-	-	64.8
12/07/19 4:00	-	66.2	-	66.7	-	-	66.2
12/07/19 5:00	-	69.1	-	70.4	-	-	69.1
12/07/19 6:00	2	72.3	60.5	74.7	-	-	72.3
	126	**69.6**	**67.8**	**66.0**	**66.6**	**73.8**	**69.1**

Location: NDB-Hamm NMT # 4

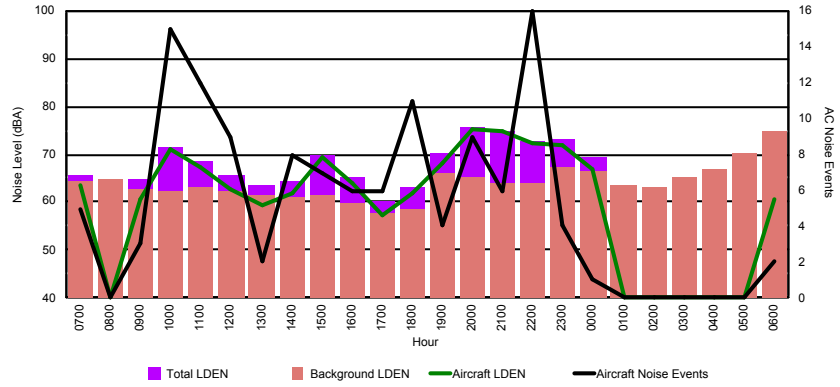

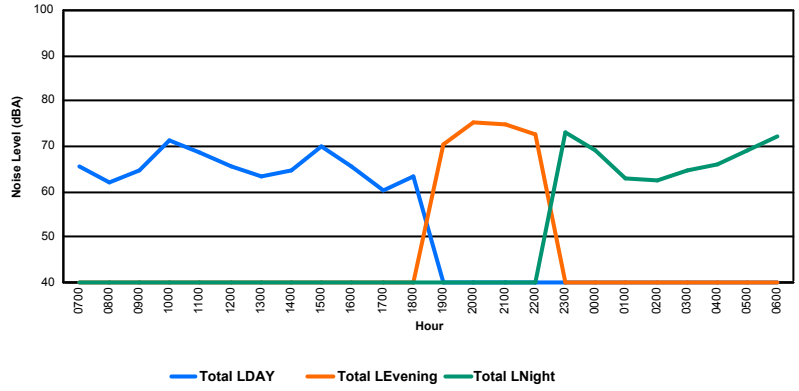

LE GOUVERNEMENT
DU GRAND-DUCHÉ DE LUXEMBOURG
Administration de la navigation aérienne

Luxembourg Airport

Noise Distribution by Hour

Between 12/07/2019 00:00:00 and 12/07/2019 23:59:59 (Local Time)

Day	Aircraft Events	Total LDEN dB (A)	Aircraft LDEN dB(A)	Background LDEN dB(A)	Total LDay dB(A)	Total LEvening dB(A)	Total LNight dB (A)
12/07/19 7:00	6	57.2	56.5	49.5	57.2	-	-
12/07/19 8:00	1	47.9	39.0	47.3	47.9	-	-
12/07/19 9:00	10	58.5	57.6	51.3	58.5	-	-
12/07/19 10:00	9	55.5	54.3	49.8	55.5	-	-
12/07/19 11:00	5	55.8	54.7	49.4	55.8	-	-
12/07/19 12:00	7	56.7	54.8	52.2	56.7	-	-
12/07/19 13:00	6	57.6	55.7	53.4	57.6	-	-
12/07/19 14:00	7	57.1	55.9	50.9	57.1	-	-
12/07/19 15:00	6	58.1	56.5	53.1	58.1	-	-
12/07/19 16:00	4	57.9	52.9	56.4	57.9	-	-
12/07/19 17:00	13	58.4	56.9	53.3	58.4	-	-
12/07/19 18:00	11	59.6	59.0	51.1	59.6	-	-
12/07/19 19:00	5	61.7	61.1	53.1	-	61.7	-
12/07/19 20:00	8	62.6	62.0	53.8	-	62.6	-
12/07/19 21:00	5	58.0	56.9	51.9	-	58.0	-
12/07/19 22:00	12	62.0	60.8	56.0	-	62.0	-
12/07/19 23:00	4	61.3	59.9	56.4	-	-	61.3
13/07/19 0:00	-	57.1	-	57.1	-	-	57.1
13/07/19 1:00	-	45.7	-	45.7	-	-	45.7
13/07/19 2:00	-	45.8	-	45.8	-	-	45.8
13/07/19 3:00	-	43.0	-	43.0	-	-	43.0
13/07/19 4:00	-	56.1	-	56.1	-	-	56.1
13/07/19 5:00	-	50.0	-	50.0	-	-	50.0
13/07/19 6:00	2	67.6	67.0	58.5	-	-	67.6
	121	**59.2**	**58.0**	**53.4**	**57.3**	**61.4**	**60.1**

Location: Roodt/Syr NMT # 1

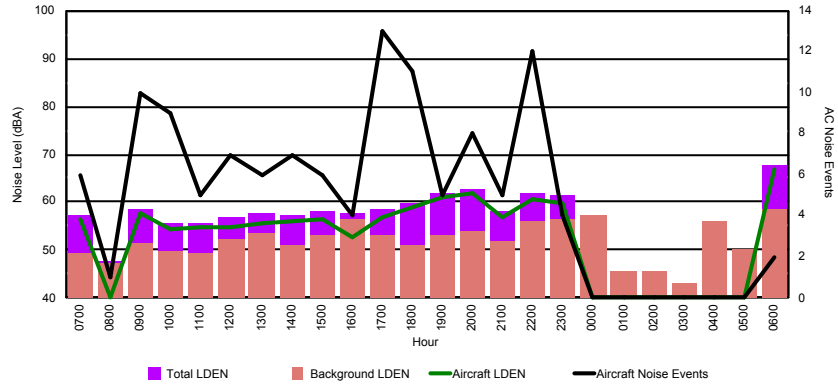

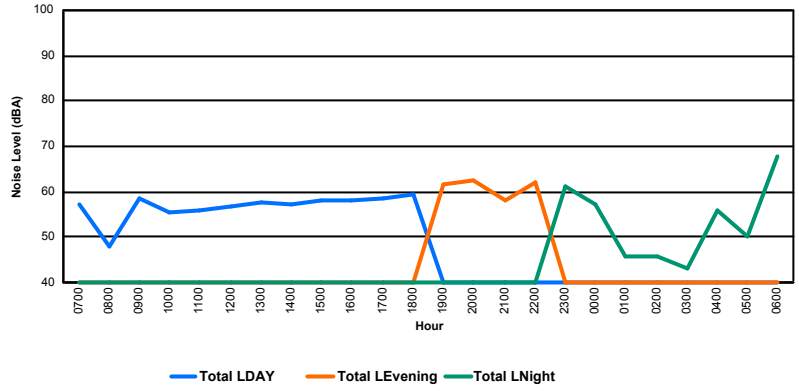

LE GOUVERNEMENT
DU GRAND-DUCHÉ DE LUXEMBOURG
Administration de la navigation aérienne

Luxembourg Airport

Noise Distribution by Hour

Between 12/07/2019 00:00:00 and 12/07/2019 23:59:59 (Local Time)

Day	Aircraft Events	Total LDEN dB (A)	Aircraft LDEN dB(A)	Background LDEN dB(A)	Total LDay dB(A)	Total LEvening dB(A)	Total LNight dB (A)
12/07/19 7:00	10	66.6	66.5	52.9	66.6	-	-
12/07/19 8:00	1	57.2	55.6	52.0	57.2	-	-
12/07/19 9:00	11	70.3	70.3	53.9	70.3	-	-
12/07/19 10:00	9	68.7	68.6	53.3	68.7	-	-
12/07/19 11:00	5	67.8	67.7	53.6	67.8	-	-
12/07/19 12:00	8	68.5	68.3	54.8	68.5	-	-
12/07/19 13:00	8	69.4	69.3	53.6	69.4	-	-
12/07/19 14:00	7	69.6	69.4	54.9	69.6	-	-
12/07/19 15:00	8	70.3	70.1	55.2	70.3	-	-
12/07/19 16:00	4	66.6	66.2	55.9	66.6	-	-
12/07/19 17:00	13	72.0	72.0	53.5	72.0	-	-
12/07/19 18:00	13	72.0	71.9	58.3	72.0	-	-
12/07/19 19:00	5	74.5	74.4	58.5	-	74.5	-
12/07/19 20:00	9	75.7	75.6	57.0	-	75.7	-
12/07/19 21:00	5	71.5	71.3	58.8	-	71.5	-
12/07/19 22:00	13	75.0	74.8	61.2	-	75.0	-
12/07/19 23:00	4	74.4	73.8	66.1	-	-	74.4
13/07/19 0:00	-	58.3	-	58.3	-	-	58.3
13/07/19 1:00	-	56.9	-	56.9	-	-	56.9
13/07/19 2:00	-	55.1	-	55.1	-	-	55.1
13/07/19 3:00	-	53.1	-	53.1	-	-	53.1
13/07/19 4:00	-	53.9	-	53.9	-	-	53.9
13/07/19 5:00	-	57.6	-	57.6	-	-	57.6
13/07/19 6:00	3	79.6	79.5	65.1	-	-	79.6
	136	**71.4**	**71.2**	**58.4**	**69.3**	**74.4**	**71.8**

Location: DVOR NMT # 2

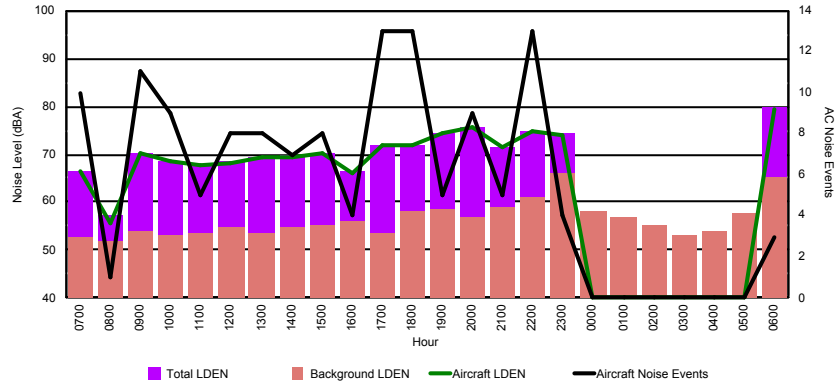

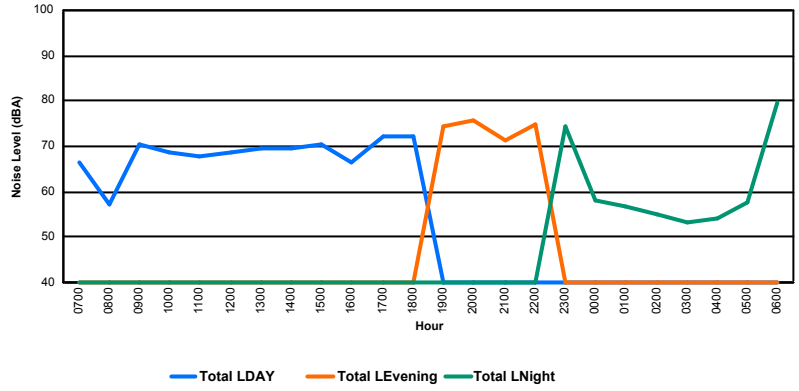

LE GOUVERNEMENT
DU GRAND-DUCHÉ DE LUXEMBOURG
Administration de la navigation aérienne

Luxembourg Airport

Noise Distribution by Hour

Between 12/07/2019 00:00:00 and 12/07/2019 23:59:59 (Local Time)

Day	Aircraft Events	Total LDEN dB (A)	Aircraft LDEN dB(A)	Background LDEN dB(A)	Total LDay dB(A)	Total LEvening dB(A)	Total LNight dB (A)
12/07/19 7:00	8	68.2	68.0	55.1	68.2	-	-
12/07/19 8:00	4	71.0	64.5	69.9	71.0	-	-
12/07/19 9:00	4	71.8	71.4	60.7	71.8	-	-
12/07/19 10:00	7	69.4	63.4	68.2	69.4	-	-
12/07/19 11:00	9	71.6	69.5	67.4	71.6	-	-
12/07/19 12:00	13	69.7	68.5	63.6	69.7	-	-
12/07/19 13:00	13	66.1	65.1	59.4	66.1	-	-
12/07/19 14:00	9	72.2	66.1	70.9	72.2	-	-
12/07/19 15:00	6	71.3	69.3	67.3	71.3	-	-
12/07/19 16:00	2	69.0	66.2	65.8	69.0	-	-
12/07/19 17:00	6	73.2	65.3	72.6	73.2	-	-
12/07/19 18:00	16	76.0	71.1	74.3	76.0	-	-
12/07/19 19:00	15	75.6	73.6	71.2	-	75.6	-
12/07/19 20:00	2	75.1	70.8	73.1	-	75.1	-
12/07/19 21:00	3	73.3	68.5	71.6	-	73.3	-
12/07/19 22:00	5	78.5	73.9	76.6	-	78.5	-
12/07/19 23:00	4	81.9	80.5	76.3	-	-	81.9
13/07/19 0:00	-	53.7	-	53.7	-	-	53.7
13/07/19 1:00	-	53.1	-	53.1	-	-	53.1
13/07/19 2:00	-	53.1	-	53.1	-	-	53.1
13/07/19 3:00	-	56.8	-	56.8	-	-	56.8
13/07/19 4:00	-	55.8	-	55.8	-	-	55.8
13/07/19 5:00	-	69.9	-	69.9	-	-	69.9
13/07/19 6:00	10	80.6	79.3	75.2	-	-	80.6
	136	**74.1**	**71.5**	**70.6**	**71.5**	**76.0**	**75.5**

Location: Mid Runway NMT # 3

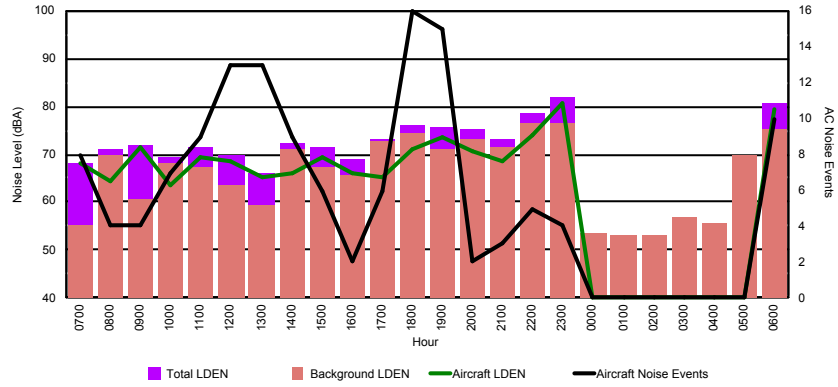

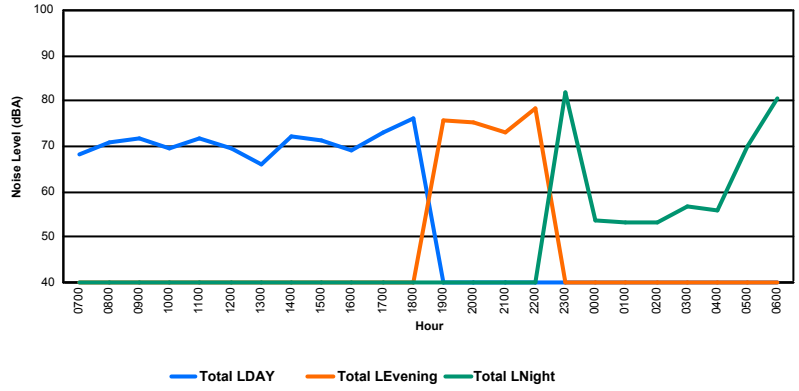

LE GOUVERNEMENT
DU GRAND-DUCHÉ DE LUXEMBOURG
Administration de la navigation aérienne

Luxembourg Airport

Noise Distribution by Hour

Between 12/07/2019 00:00:00 and 12/07/2019 23:59:59 (Local Time)

Day	Aircraft Events	Total LDEN dB (A)	Aircraft LDEN dB(A)	Background LDEN dB(A)	Total LDay dB(A)	Total LEvening dB(A)	Total LNight dB (A)
12/07/19 7:00	6	66.9	65.3	65.3	66.9	-	-
12/07/19 8:00	6	68.7	67.8	74.4	68.7	-	-
12/07/19 9:00	4	61.6	55.0	60.6	61.6	-	-
12/07/19 10:00	7	63.6	61.2	60.0	63.6	-	-
12/07/19 11:00	12	65.9	64.6	60.4	65.9	-	-
12/07/19 12:00	8	68.3	67.8	59.0	68.3	-	-
12/07/19 13:00	7	63.7	61.3	60.2	63.7	-	-
12/07/19 14:00	7	70.1	69.7	60.1	70.1	-	-
12/07/19 15:00	7	67.4	66.8	58.9	67.4	-	-
12/07/19 16:00	2	60.3	54.2	59.2	60.3	-	-
12/07/19 17:00	7	64.2	63.1	58.0	64.2	-	-
12/07/19 18:00	14	67.1	66.3	59.7	67.1	-	-
12/07/19 19:00	14	71.0	70.3	63.0	-	71.0	-
12/07/19 20:00	4	66.9	64.5	63.3	-	66.9	-
12/07/19 21:00	3	65.9	62.6	63.2	-	65.9	-
12/07/19 22:00	6	77.2	77.1	62.8	-	77.2	-
12/07/19 23:00	4	82.3	82.2	66.5	-	-	82.3
13/07/19 0:00	-	65.1	-	66.4	-	-	65.1
13/07/19 1:00	-	64.3	-	65.3	-	-	64.3
13/07/19 2:00	-	63.6	-	64.4	-	-	63.6
13/07/19 3:00	-	64.0	-	64.1	-	-	64.0
13/07/19 4:00	-	65.9	-	66.3	-	-	65.9
13/07/19 5:00	2	68.1	60.6	68.1	-	-	68.1
13/07/19 6:00	12	76.0	75.2	70.3	-	-	76.0
	132	**71.7**	**71.1**	**65.6**	**66.5**	**72.7**	**74.6**

Location: NDB-Hamm NMT # 4

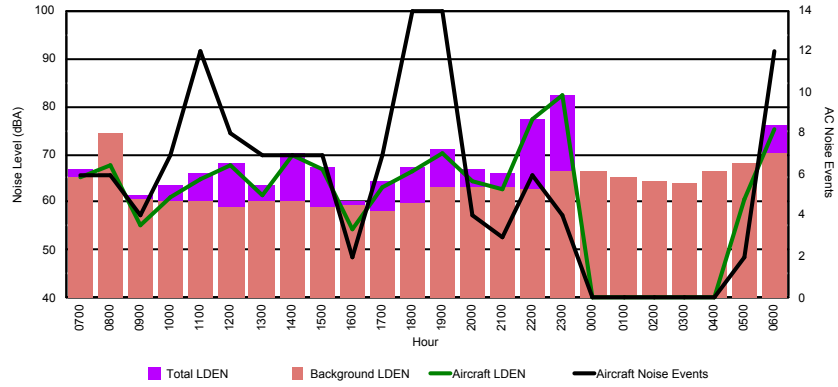

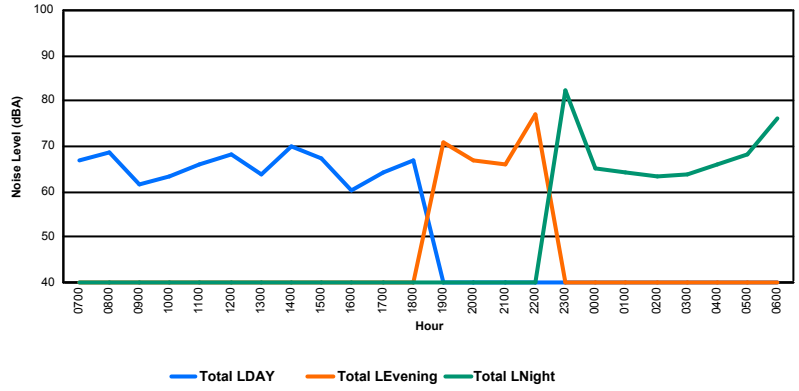

LE GOUVERNEMENT
DU GRAND-DUCHÉ DE LUXEMBOURG
Administration de la navigation aérienne

Luxembourg Airport

Noise Distribution by Hour

Between 13/07/2019 00:00:00 and 13/07/2019 23:59:59 (Local Time)

Day	Aircraft Events	Total LDEN dB (A)	Aircraft LDEN dB(A)	Background LDEN dB(A)	Total LDay dB(A)	Total LEvening dB(A)	Total LNight dB (A)
13/07/19 7:00	1	48.3	45.6	44.9	48.3	-	-
13/07/19 8:00	2	55.0	53.2	50.4	55.0	-	-
13/07/19 9:00	4	57.3	55.8	51.9	57.3	-	-
13/07/19 10:00	9	59.0	58.1	52.2	59.0	-	-
13/07/19 11:00	3	52.9	49.6	50.3	52.9	-	-
13/07/19 12:00	11	60.8	60.1	52.8	60.8	-	-
13/07/19 13:00	3	52.8	51.6	46.6	52.8	-	-
13/07/19 14:00	2	48.9	44.8	46.8	48.9	-	-
13/07/19 15:00	6	57.5	56.8	49.0	57.5	-	-
13/07/19 16:00	4	58.5	58.1	48.2	58.5	-	-
13/07/19 17:00	8	58.4	57.4	51.9	58.4	-	-
13/07/19 18:00	4	56.2	54.5	51.2	56.2	-	-
13/07/19 19:00	3	61.4	59.5	57.1	-	61.4	-
13/07/19 20:00	7	60.8	59.1	56.2	-	60.8	-
13/07/19 21:00	6	62.1	60.4	57.4	-	62.1	-
13/07/19 22:00	6	60.8	58.6	57.1	-	60.8	-
13/07/19 23:00	3	65.5	60.9	63.7	-	-	65.5
14/07/19 0:00	-	62.8	-	63.0	-	-	62.8
14/07/19 1:00	-	60.9	-	61.5	-	-	60.9
14/07/19 2:00	-	50.5	-	50.5	-	-	50.5
14/07/19 3:00	-	42.4	-	42.4	-	-	42.4
14/07/19 4:00	-	44.0	-	44.0	-	-	44.0
14/07/19 5:00	-	49.1	-	49.1	-	-	49.1
14/07/19 6:00	4	62.5	61.6	55.5	-	-	62.5
	86	**59.2**	**56.5**	**56.0**	**56.8**	**61.3**	**60.4**

Location: Roodt/Syr NMT # 1

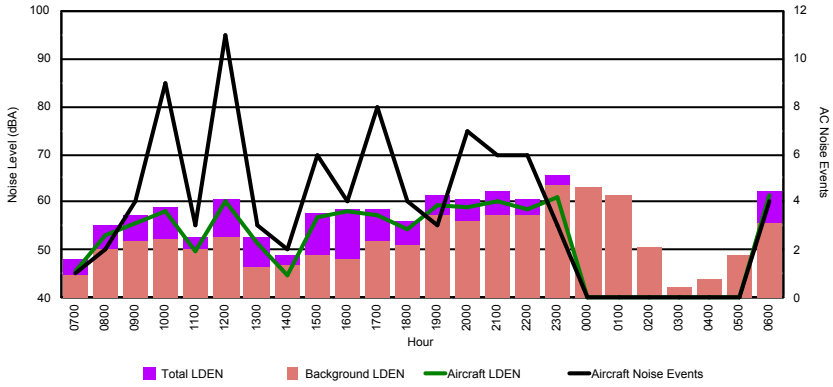

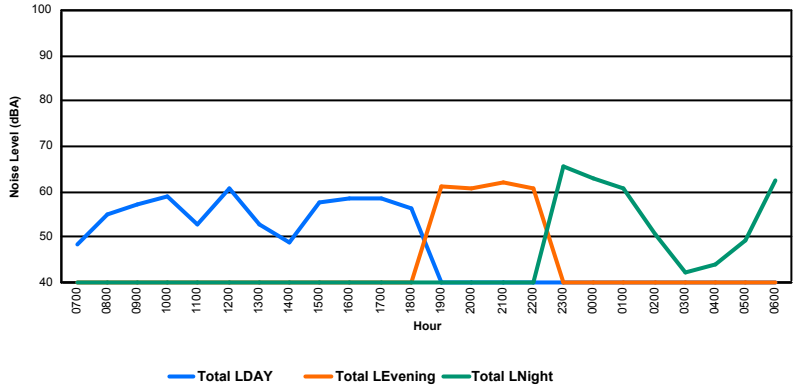

LE GOUVERNEMENT
DU GRAND-DUCHÉ DE LUXEMBOURG
Administration de la navigation aérienne

Luxembourg Airport

Noise Distribution by Hour

Between 13/07/2019 00:00:00 and 13/07/2019 23:59:59 (Local Time)

Day	Aircraft Events	Total LDEN dB (A)	Aircraft LDEN dB(A)	Background LDEN dB(A)	Total LDay dB(A)	Total LEvening dB(A)	Total LNight dB (A)
13/07/19 7:00	2	59.2	58.2	52.9	59.2	-	-
13/07/19 8:00	2	67.7	67.6	49.8	67.7	-	-
13/07/19 9:00	4	68.5	68.5	49.7	68.5	-	-
13/07/19 10:00	10	73.0	72.9	50.9	73.0	-	-
13/07/19 11:00	3	63.7	63.4	51.5	63.7	-	-
13/07/19 12:00	10	72.7	72.7	51.6	72.7	-	-
13/07/19 13:00	4	65.2	65.0	52.0	65.2	-	-
13/07/19 14:00	3	60.7	60.4	49.7	60.7	-	-
13/07/19 15:00	8	73.1	73.1	55.2	73.1	-	-
13/07/19 16:00	5	73.0	72.9	52.0	73.0	-	-
13/07/19 17:00	9	71.3	71.2	51.9	71.3	-	-
13/07/19 18:00	6	69.1	69.0	53.2	69.1	-	-
13/07/19 19:00	3	73.5	73.4	56.3	-	73.5	-
13/07/19 20:00	7	72.9	72.9	54.0	-	72.9	-
13/07/19 21:00	6	73.9	73.9	53.9	-	73.9	-
13/07/19 22:00	6	71.5	71.4	55.5	-	71.5	-
13/07/19 23:00	3	74.5	74.3	60.7	-	-	74.5
14/07/19 0:00	-	58.4	-	58.4	-	-	58.4
14/07/19 1:00	-	53.7	-	53.7	-	-	53.7
14/07/19 2:00	-	52.6	-	52.6	-	-	52.6
14/07/19 3:00	-	52.9	-	52.9	-	-	52.9
14/07/19 4:00	-	52.4	-	52.4	-	-	52.4
14/07/19 5:00	-	54.0	-	54.0	-	-	54.0
14/07/19 6:00	9	75.2	75.1	55.2	-	-	75.2
	100	**70.4**	**70.3**	**54.3**	**70.0**	**73.0**	**69.0**

Location: DVOR NMT # 2

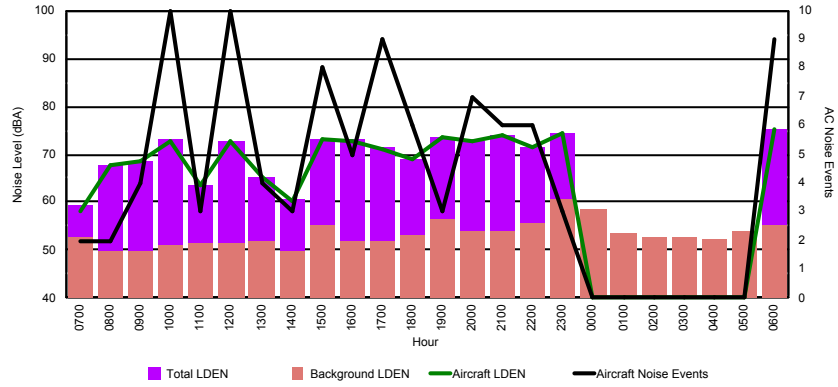

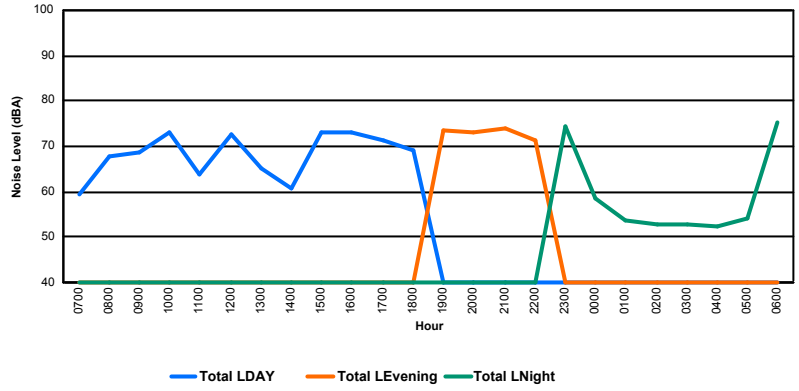

LE GOUVERNEMENT
DU GRAND-DUCHÉ DE LUXEMBOURG
Administration de la navigation aérienne

Luxembourg Airport

Noise Distribution by Hour

Between 13/07/2019 00:00:00 and 13/07/2019 23:59:59 (Local Time)

Day	Aircraft Events	Total LDEN dB (A)	Aircraft LDEN dB(A)	Background LDEN dB(A)	Total LDay dB(A)	Total LEvening dB(A)	Total LNight dB (A)
13/07/19 7:00	7	69.3	62.6	68.3	69.3	-	-
13/07/19 8:00	4	66.1	63.6	62.4	66.1	-	-
13/07/19 9:00	1	71.9	60.0	71.6	71.9	-	-
13/07/19 10:00	3	68.4	63.4	66.8	68.4	-	-
13/07/19 11:00	7	69.6	65.0	67.9	69.6	-	-
13/07/19 12:00	11	66.8	64.0	63.8	66.8	-	-
13/07/19 13:00	8	71.4	65.3	70.1	71.4	-	-
13/07/19 14:00	4	67.5	65.3	63.5	67.5	-	-
13/07/19 15:00	11	69.5	68.7	62.0	69.5	-	-
13/07/19 16:00	7	68.3	66.2	64.3	68.3	-	-
13/07/19 17:00	3	66.8	63.8	64.0	66.8	-	-
13/07/19 18:00	7	67.3	66.0	61.8	67.3	-	-
13/07/19 19:00	2	74.4	69.1	72.9	-	74.4	-
13/07/19 20:00	6	71.0	66.4	69.3	-	71.0	-
13/07/19 21:00	2	73.4	53.7	73.3	-	73.4	-
13/07/19 22:00	3	75.0	73.3	70.2	-	75.0	-
13/07/19 23:00	2	76.8	76.5	65.1	-	-	76.8
14/07/19 0:00	-	58.9	-	58.9	-	-	58.9
14/07/19 1:00	-	58.9	-	58.9	-	-	58.9
14/07/19 2:00	-	59.2	-	59.2	-	-	59.2
14/07/19 3:00	-	58.8	-	58.8	-	-	58.8
14/07/19 4:00	-	59.2	-	59.2	-	-	59.2
14/07/19 5:00	-	61.5	-	61.6	-	-	61.5
14/07/19 6:00	9	78.7	78.3	68.9	-	-	78.7
	97	**71.2**	**68.8**	**67.4**	**68.9**	**73.7**	**72.0**

Location: Mid Runway NMT # 3

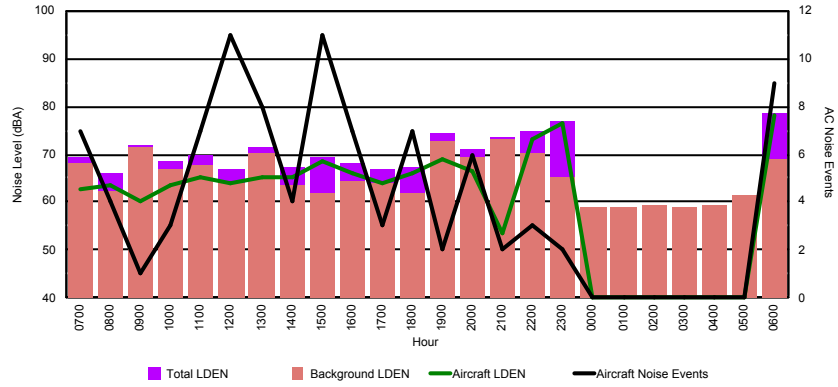

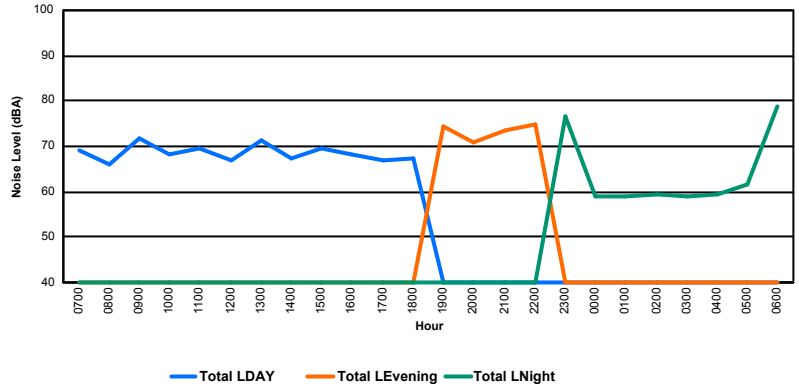

LE GOUVERNEMENT
DU GRAND-DUCHÉ DE LUXEMBOURG
Administration de la navigation aérienne

Luxembourg Airport

Noise Distribution by Hour

Between 13/07/2019 00:00:00 and 13/07/2019 23:59:59 (Local Time)

Day	Aircraft Events	Total LDEN dB (A)	Aircraft LDEN dB(A)	Background LDEN dB(A)	Total LDay dB(A)	Total LEvening dB(A)	Total LNight dB (A)
13/07/19 7:00	9	67.9	67.4	60.7	67.9	-	-
13/07/19 8:00	5	62.8	60.3	61.3	62.8	-	-
13/07/19 9:00	2	64.5	62.7	60.0	64.5	-	-
13/07/19 10:00	5	63.6	61.0	60.2	63.6	-	-
13/07/19 11:00	11	67.4	66.6	60.1	67.4	-	-
13/07/19 12:00	2	60.9	56.0	59.4	60.9	-	-
13/07/19 13:00	6	67.5	67.0	58.9	67.5	-	-
13/07/19 14:00	6	64.1	63.1	57.8	64.1	-	-
13/07/19 15:00	9	69.4	69.1	57.8	69.4	-	-
13/07/19 16:00	4	67.6	67.2	57.3	67.6	-	-
13/07/19 17:00	4	61.6	60.2	56.2	61.6	-	-
13/07/19 18:00	6	63.7	62.7	57.2	63.7	-	-
13/07/19 19:00	6	76.2	76.0	62.1	-	76.2	-
13/07/19 20:00	3	63.7	59.4	61.7	-	63.7	-
13/07/19 21:00	3	71.2	70.8	61.2	-	71.2	-
13/07/19 22:00	3	75.5	75.3	61.9	-	75.5	-
13/07/19 23:00	1	75.6	75.0	66.3	-	-	75.6
14/07/19 0:00	-	65.8	-	66.9	-	-	65.8
14/07/19 1:00	-	64.6	-	65.6	-	-	64.6
14/07/19 2:00	-	64.0	-	64.5	-	-	64.0
14/07/19 3:00	-	62.5	-	62.5	-	-	62.5
14/07/19 4:00	-	62.8	-	62.8	-	-	62.8
14/07/19 5:00	-	65.0	-	65.2	-	-	65.0
14/07/19 6:00	3	74.1	73.2	67.8	-	-	74.1
	88	**69.6**	**68.7**	**62.7**	**65.9**	**73.6**	**69.9**

Location: NDB-Hamm NMT # 4

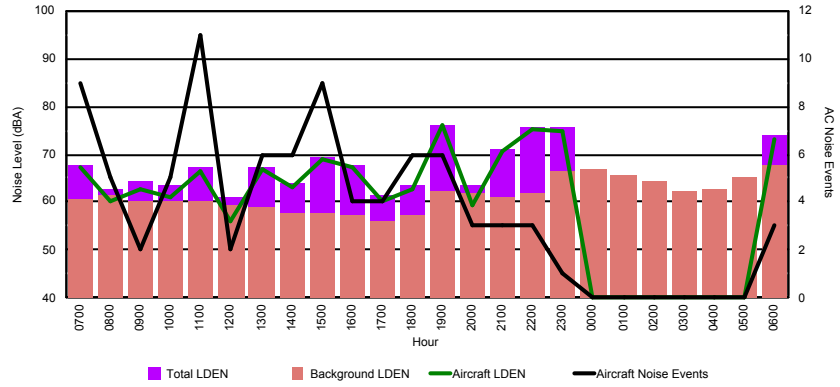

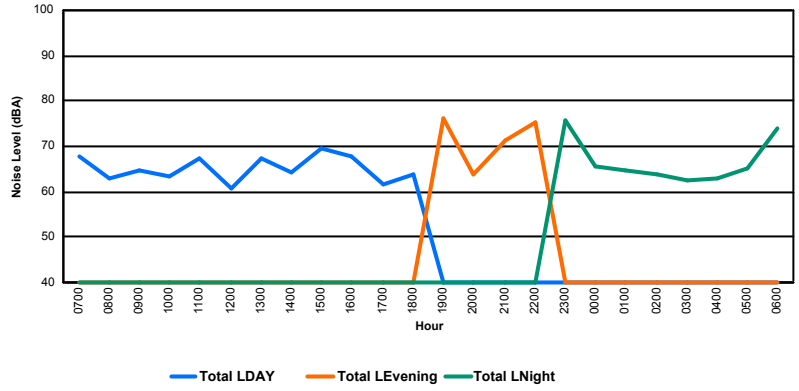

LE GOUVERNEMENT
DU GRAND-DUCHÉ DE LUXEMBOURG
Administration de la navigation aérienne

Luxembourg Airport

Noise Distribution by Hour

Between 14/07/2019 00:00:00 and 14/07/2019 23:59:59 (Local Time)

Day	Aircraft Events	Total LDEN dB (A)	Aircraft LDEN dB(A)	Background LDEN dB(A)	Total LDay dB(A)	Total LEvening dB(A)	Total LNight dB (A)
14/07/19 7:00	2	58.2	57.9	46.4	58.2	-	-
14/07/19 8:00	2	55.5	54.5	48.8	55.5	-	-
14/07/19 9:00	2	57.2	56.7	48.3	57.2	-	-
14/07/19 10:00	5	55.9	54.6	50.2	55.9	-	-
14/07/19 11:00	2	52.5	50.5	48.4	52.5	-	-
14/07/19 12:00	-	50.0	-	50.0	50.0	-	-
14/07/19 13:00	-	51.8	-	51.8	51.8	-	-
14/07/19 14:00	2	59.6	58.7	52.6	59.6	-	-
14/07/19 15:00	1	51.2	41.6	50.7	51.2	-	-
14/07/19 16:00	5	61.9	61.5	52.0	61.9	-	-
14/07/19 17:00	5	58.0	56.5	52.6	58.0	-	-
14/07/19 18:00	5	60.3	59.3	53.2	60.3	-	-
14/07/19 19:00	2	60.8	59.0	56.1	-	60.8	-
14/07/19 20:00	2	57.0	53.9	54.2	-	57.0	-
14/07/19 21:00	2	57.5	52.8	55.7	-	57.5	-
14/07/19 22:00	3	63.6	61.9	59.0	-	63.6	-
14/07/19 23:00	2	69.5	69.1	59.2	-	-	69.5
15/07/19 0:00	-	47.7	-	47.7	-	-	47.7
15/07/19 1:00	-	44.4	-	44.4	-	-	44.4
15/07/19 2:00	-	46.1	-	46.1	-	-	46.1
15/07/19 3:00	-	45.5	-	45.5	-	-	45.5
15/07/19 4:00	-	51.6	-	51.6	-	-	51.6
15/07/19 5:00	-	54.9	-	54.9	-	-	54.9
15/07/19 6:00	7	68.5	68.2	56.8	-	-	68.5
	49	**60.6**	**59.8**	**53.4**	**57.4**	**60.6**	**63.2**

Location: Roodt/Syr NMT # 1

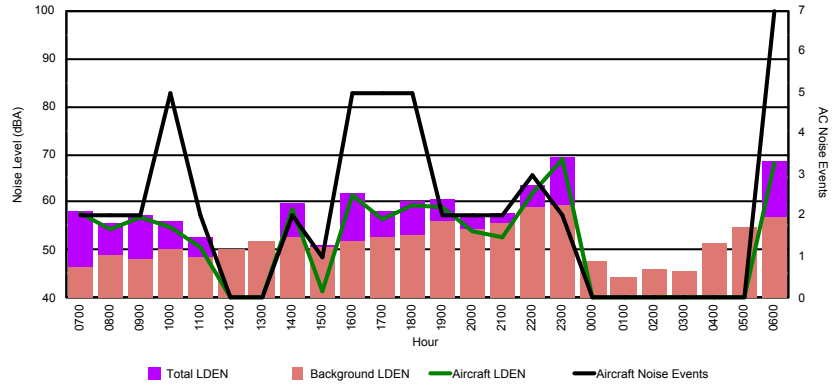

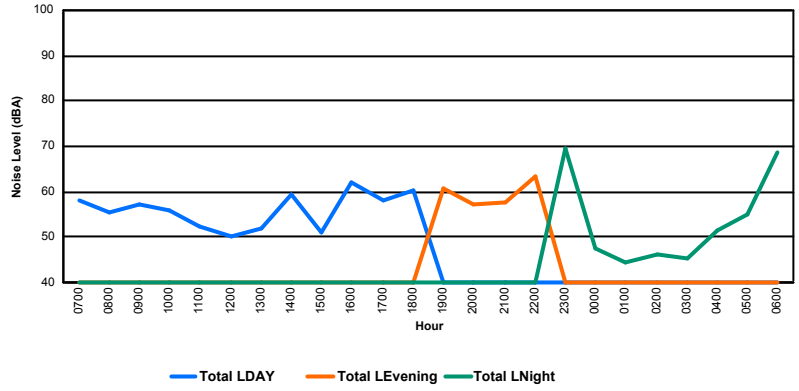

LE GOUVERNEMENT
DU GRAND-DUCHÉ DE LUXEMBOURG
Administration de la navigation aérienne

Luxembourg Airport

Noise Distribution by Hour

Between 14/07/2019 00:00:00 and 14/07/2019 23:59:59 (Local Time)

Day	Aircraft Events	Total LDEN dB (A)	Aircraft LDEN dB(A)	Background LDEN dB(A)	Total LDay dB(A)	Total LEvening dB(A)	Total LNight dB (A)
14/07/19 7:00	4	69.3	69.3	45.1	69.3	-	-
14/07/19 8:00	2	61.8	61.7	45.5	61.8	-	-
14/07/19 9:00	5	66.7	66.6	49.1	66.7	-	-
14/07/19 10:00	7	66.7	66.6	50.1	66.7	-	-
14/07/19 11:00	6	62.6	62.4	49.8	62.6	-	-
14/07/19 12:00	5	60.5	60.1	49.2	60.5	-	-
14/07/19 13:00	4	59.4	59.1	47.5	59.4	-	-
14/07/19 14:00	8	69.6	69.5	49.5	69.6	-	-
14/07/19 15:00	4	60.4	60.1	48.7	60.4	-	-
14/07/19 16:00	7	72.1	72.1	49.8	72.1	-	-
14/07/19 17:00	7	67.6	67.5	49.5	67.6	-	-
14/07/19 18:00	12	69.0	69.0	51.3	69.0	-	-
14/07/19 19:00	10	73.9	73.9	55.6	-	73.9	-
14/07/19 20:00	4	66.1	65.8	53.0	-	66.1	-
14/07/19 21:00	4	62.6	62.0	53.6	-	62.6	-
14/07/19 22:00	3	71.7	71.6	52.5	-	71.7	-
14/07/19 23:00	2	78.1	78.1	56.5	-	-	78.1
15/07/19 0:00	-	54.1	-	54.1	-	-	54.1
15/07/19 1:00	-	53.0	-	53.0	-	-	53.0
15/07/19 2:00	-	52.4	-	52.4	-	-	52.4
15/07/19 3:00	-	53.7	-	53.7	-	-	53.7
15/07/19 4:00	-	54.4	-	54.4	-	-	54.4
15/07/19 5:00	-	57.0	-	57.0	-	-	57.0
15/07/19 6:00	13	77.4	77.4	60.0	-	-	77.4
	107	**69.8**	**69.7**	**53.2**	**67.2**	**70.5**	**71.8**

Location: DVOR NMT # 2

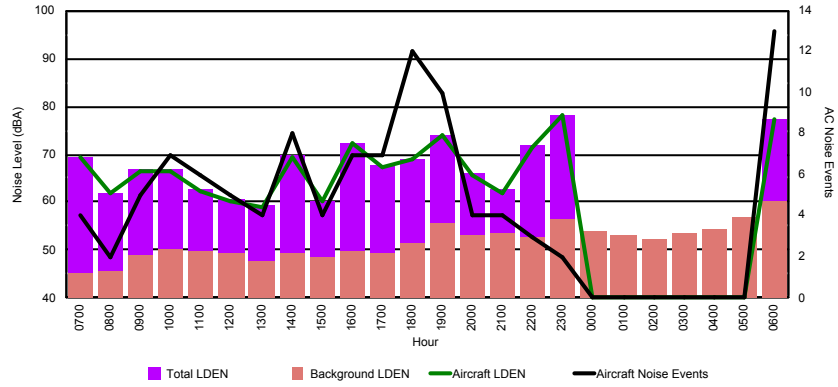

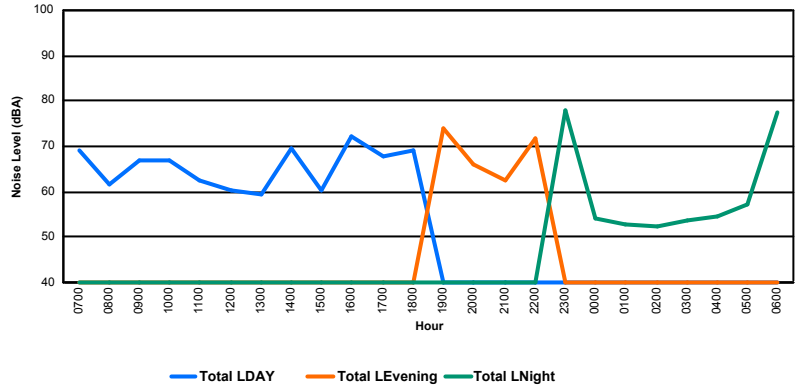

LE GOUVERNEMENT
DU GRAND-DUCHÉ DE LUXEMBOURG
Administration de la navigation aérienne

Luxembourg Airport

Noise Distribution by Hour

Between 14/07/2019 00:00:00 and 14/07/2019 23:59:59 (Local Time)

Day	Aircraft Events	Total LDEN dB (A)	Aircraft LDEN dB(A)	Background LDEN dB(A)	Total LDay dB(A)	Total LEvening dB(A)	Total LNight dB (A)
14/07/19 7:00	4	67.1	66.0	60.8	67.1	-	-
14/07/19 8:00	3	62.9	62.1	55.3	62.9	-	-
14/07/19 9:00	5	67.1	66.6	57.9	67.1	-	-
14/07/19 10:00	9	70.4	70.1	59.1	70.4	-	-
14/07/19 11:00	7	66.4	66.0	56.7	66.4	-	-
14/07/19 12:00	6	66.1	65.4	57.9	66.1	-	-
14/07/19 13:00	5	63.5	62.8	55.5	63.5	-	-
14/07/19 14:00	11	70.0	69.2	62.3	70.0	-	-
14/07/19 15:00	12	67.5	65.9	62.5	67.5	-	-
14/07/19 16:00	8	72.1	71.9	58.7	72.1	-	-
14/07/19 17:00	8	69.7	69.2	60.1	69.7	-	-
14/07/19 18:00	17	71.0	70.7	60.3	71.0	-	-
14/07/19 19:00	13	74.8	74.1	66.9	-	74.8	-
14/07/19 20:00	5	72.7	72.1	64.2	-	72.7	-
14/07/19 21:00	4	70.3	68.9	64.6	-	70.3	-
14/07/19 22:00	4	72.8	72.4	63.0	-	72.8	-
14/07/19 23:00	2	76.9	76.6	65.4	-	-	76.9
15/07/19 0:00	-	62.0	-	62.1	-	-	62.0
15/07/19 1:00	-	60.1	-	60.2	-	-	60.1
15/07/19 2:00	-	59.0	-	59.0	-	-	59.0
15/07/19 3:00	-	62.3	-	62.3	-	-	62.3
15/07/19 4:00	-	58.3	-	58.3	-	-	58.3
15/07/19 5:00	-	60.7	-	60.7	-	-	60.7
15/07/19 6:00	15	78.1	77.5	70.2	-	-	78.1
	138	**70.8**	**70.1**	**62.6**	**68.6**	**72.9**	**71.8**

Location: Mid Runway NMT # 3

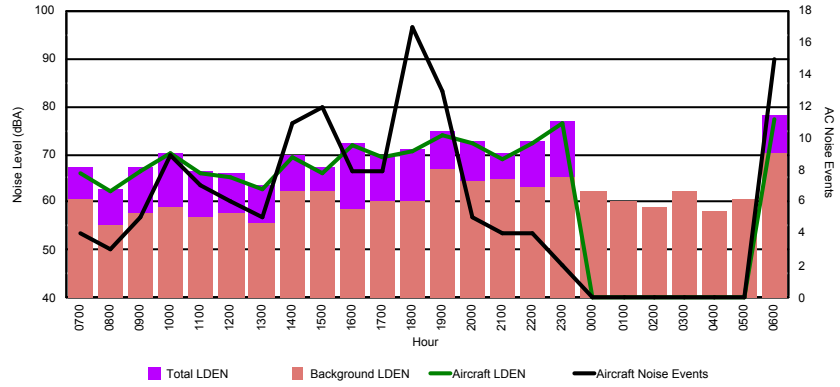

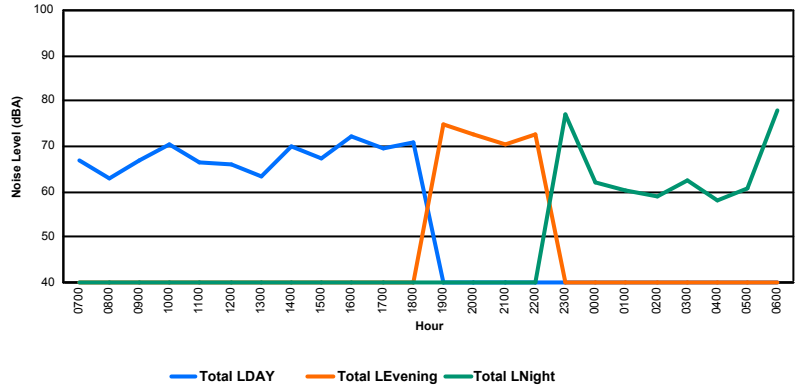

LE GOUVERNEMENT
DU GRAND-DUCHÉ DE LUXEMBOURG
Administration de la navigation aérienne

Luxembourg Airport

Noise Distribution by Hour

Between 14/07/2019 00:00:00 and 14/07/2019 23:59:59 (Local Time)

Day	Aircraft Events	Total LDEN dB (A)	Aircraft LDEN dB(A)	Background LDEN dB(A)	Total LDay dB(A)	Total LEvening dB(A)	Total LNight dB (A)
14/07/19 7:00	5	70.7	70.6	56.7	70.7	-	-
14/07/19 8:00	5	66.5	66.0	57.4	66.5	-	-
14/07/19 9:00	5	64.5	63.4	58.3	64.5	-	-
14/07/19 10:00	5	68.6	68.1	59.5	68.6	-	-
14/07/19 11:00	5	64.1	62.5	59.2	64.1	-	-
14/07/19 12:00	2	61.2	57.7	58.7	61.2	-	-
14/07/19 13:00	4	61.6	59.6	57.3	61.6	-	-
14/07/19 14:00	7	72.5	72.4	58.8	72.5	-	-
14/07/19 15:00	9	68.2	67.8	58.6	68.2	-	-
14/07/19 16:00	8	67.4	66.7	59.2	67.4	-	-
14/07/19 17:00	9	65.3	64.1	59.7	65.3	-	-
14/07/19 18:00	14	71.9	71.6	60.1	71.9	-	-
14/07/19 19:00	6	71.7	70.9	64.5	-	71.7	-
14/07/19 20:00	7	73.2	72.7	63.3	-	73.2	-
14/07/19 21:00	4	71.3	70.6	62.8	-	71.3	-
14/07/19 22:00	15	71.8	71.2	64.2	-	71.8	-
14/07/19 23:00	4	74.0	73.0	67.3	-	-	74.0
15/07/19 0:00	1	71.9	71.0	65.6	-	-	71.9
15/07/19 1:00	-	63.2	-	63.8	-	-	63.2
15/07/19 2:00	-	62.4	-	62.9	-	-	62.4
15/07/19 3:00	1	73.7	73.1	64.2	-	-	73.7
15/07/19 4:00	-	66.4	-	66.9	-	-	66.4
15/07/19 5:00	-	69.0	-	70.4	-	-	69.0
15/07/19 6:00	2	75.1	72.1	75.0	-	-	75.1
	118	**70.3**	**69.1**	**65.3**	**68.3**	**72.1**	**71.5**

Location: NDB-Hamm NMT # 4

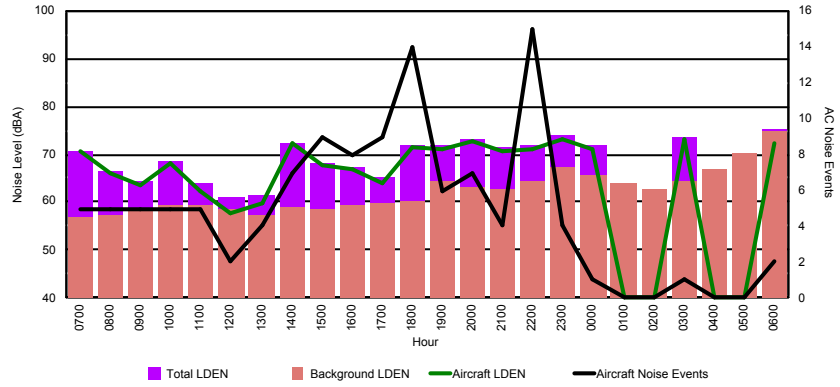

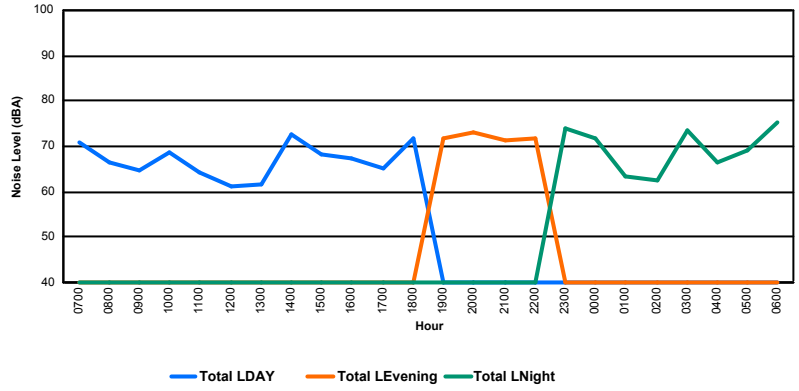

LE GOUVERNEMENT
DU GRAND-DUCHÉ DE LUXEMBOURG
Administration de la navigation aérienne

Luxembourg Airport

Noise Distribution by Hour

Between 15/07/2019 00:00:00 and 15/07/2019 23:59:59 (Local Time)

Day	Aircraft Events	Total LDEN dB (A)	Aircraft LDEN dB(A)	Background LDEN dB(A)	Total LDay dB(A)	Total LEvening dB(A)	Total LNight dB (A)
15/07/19 7:00	1	49.6	45.8	47.3	49.6	-	-
15/07/19 8:00	6	57.5	56.8	48.7	57.5	-	-
15/07/19 9:00	1	55.0	54.2	47.3	55.0	-	-
15/07/19 10:00	5	53.7	51.5	49.9	53.7	-	-
15/07/19 11:00	3	52.1	49.2	49.1	52.1	-	-
15/07/19 12:00	2	56.1	55.4	47.9	56.1	-	-
15/07/19 13:00	1	49.9	43.7	48.8	49.9	-	-
15/07/19 14:00	-	48.3	-	48.3	48.3	-	-
15/07/19 15:00	3	62.0	61.8	48.6	62.0	-	-
15/07/19 16:00	2	57.0	56.1	49.8	57.0	-	-
15/07/19 17:00	4	54.0	52.6	48.5	54.0	-	-
15/07/19 18:00	4	58.9	58.2	50.5	58.9	-	-
15/07/19 19:00	-	55.7	-	55.7	-	55.7	-
15/07/19 20:00	2	57.5	53.4	55.4	-	57.5	-
15/07/19 21:00	1	53.9	48.2	52.6	-	53.9	-
15/07/19 22:00	5	64.5	63.8	56.4	-	64.5	-
15/07/19 23:00	1	65.5	65.1	54.4	-	-	65.5
16/07/19 0:00	1	55.3	51.2	53.1	-	-	55.3
16/07/19 1:00	-	55.6	-	55.7	-	-	55.6
16/07/19 2:00	-	44.1	-	44.1	-	-	44.1
16/07/19 3:00	-	60.5	-	60.6	-	-	60.5
16/07/19 4:00	-	50.5	-	50.5	-	-	50.5
16/07/19 5:00	-	56.7	-	56.7	-	-	56.7
16/07/19 6:00	6	63.6	60.7	60.8	-	-	63.6
	48	**58.6**	**56.8**	**54.0**	**56.2**	**60.0**	**60.1**

Location: Roodt/Syr NMT # 1

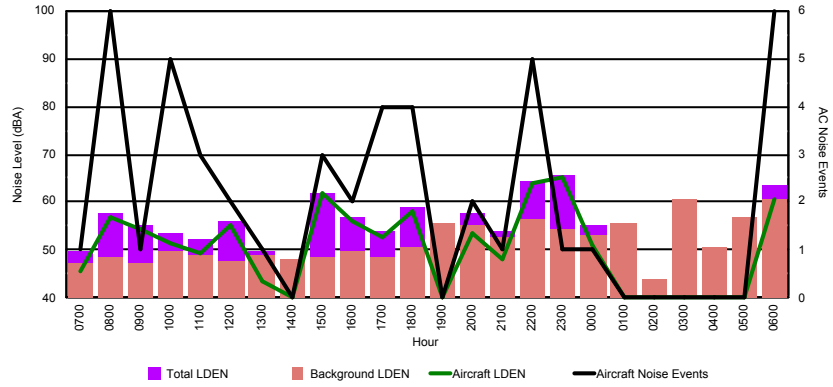

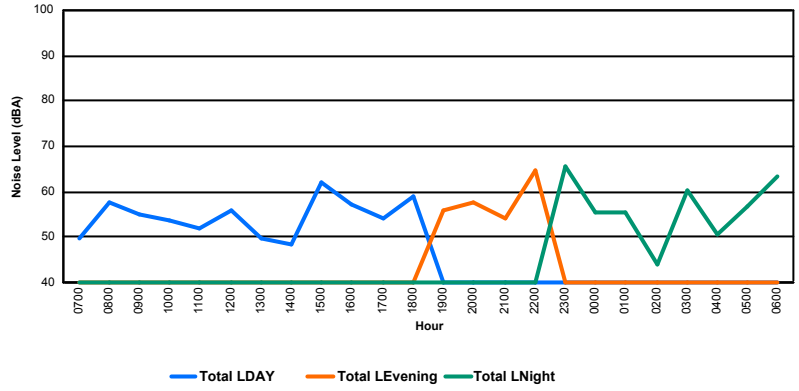

LE GOUVERNEMENT
DU GRAND-DUCHÉ DE LUXEMBOURG
Administration de la navigation aérienne

Luxembourg Airport

Noise Distribution by Hour

Between 15/07/2019 00:00:00 and 15/07/2019 23:59:59 (Local Time)

Day	Aircraft Events	Total LDEN dB (A)	Aircraft LDEN dB(A)	Background LDEN dB(A)	Total LDay dB(A)	Total LEvening dB(A)	Total LNight dB (A)
15/07/19 7:00	5	58.1	57.4	49.8	58.1	-	-
15/07/19 8:00	8	67.2	67.1	50.4	67.2	-	-
15/07/19 9:00	4	64.9	64.8	51.1	64.9	-	-
15/07/19 10:00	9	63.2	62.9	52.2	63.2	-	-
15/07/19 11:00	9	61.2	60.7	51.7	61.2	-	-
15/07/19 12:00	6	65.4	65.2	50.6	65.4	-	-
15/07/19 13:00	3	56.2	55.0	50.1	56.2	-	-
15/07/19 14:00	5	59.3	58.8	50.0	59.3	-	-
15/07/19 15:00	5	72.9	72.9	50.0	72.9	-	-
15/07/19 16:00	5	68.0	68.0	49.2	68.0	-	-
15/07/19 17:00	8	63.2	63.0	50.6	63.2	-	-
15/07/19 18:00	12	69.5	69.5	52.0	69.5	-	-
15/07/19 19:00	8	67.2	66.9	54.5	-	67.2	-
15/07/19 20:00	3	72.6	72.6	52.3	-	72.6	-
15/07/19 21:00	6	68.6	68.5	53.9	-	68.6	-
15/07/19 22:00	6	72.8	72.8	53.4	-	72.8	-
15/07/19 23:00	1	74.8	74.7	55.5	-	-	74.8
16/07/19 0:00	2	76.0	75.9	54.2	-	-	76.0
16/07/19 1:00	-	53.3	-	53.3	-	-	53.3
16/07/19 2:00	-	51.7	-	51.7	-	-	51.7
16/07/19 3:00	-	54.3	-	54.3	-	-	54.3
16/07/19 4:00	1	59.2	56.9	55.3	-	-	59.2
16/07/19 5:00	-	58.9	-	58.9	-	-	58.9
16/07/19 6:00	12	76.5	76.4	61.5	-	-	76.5
	118	**69.6**	**69.5**	**54.1**	**66.5**	**70.9**	**71.6**

Location: DVOR NMT # 2

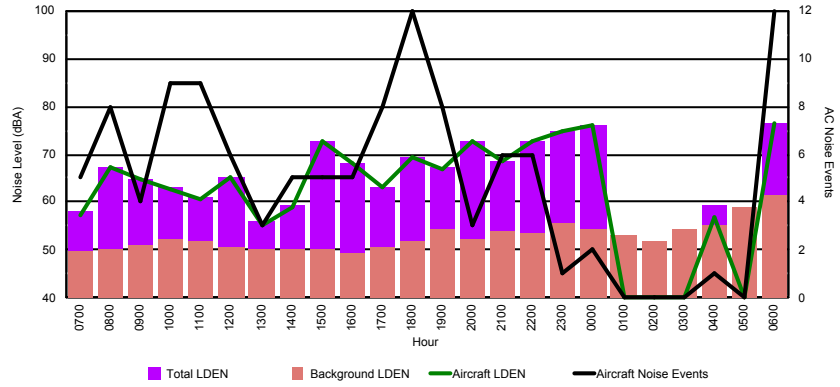

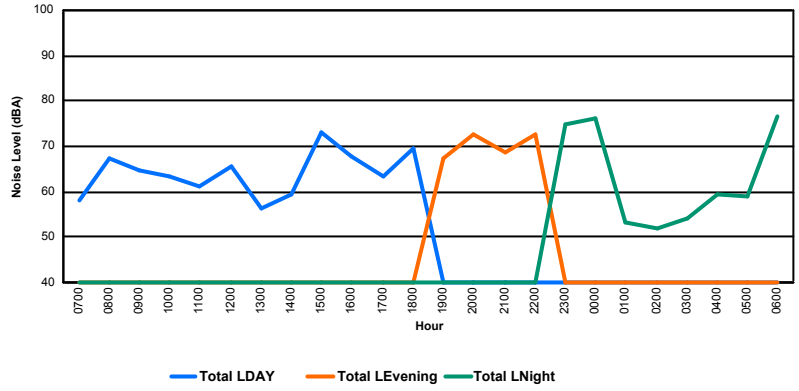

LE GOUVERNEMENT
DU GRAND-DUCHÉ DE LUXEMBOURG
Administration de la navigation aérienne

Luxembourg Airport
Noise Distribution by Hour

Between 15/07/2019 00:00:00 and 15/07/2019 23:59:59 (Local Time)

Day	Aircraft Events	Total LDEN dB (A)	Aircraft LDEN dB(A)	Background LDEN dB(A)	Total LDay dB(A)	Total LEvening dB(A)	Total LNight dB (A)
15/07/19 7:00	6	63.6	62.0	58.7	63.6	-	-
15/07/19 8:00	11	70.0	68.2	66.3	70.0	-	-
15/07/19 9:00	8	70.5	68.0	67.9	70.5	-	-
15/07/19 10:00	19	71.3	69.9	67.1	71.3	-	-
15/07/19 11:00	13	69.6	67.7	66.3	69.6	-	-
15/07/19 12:00	16	68.7	66.5	65.2	68.7	-	-
15/07/19 13:00	20	69.3	68.5	63.2	69.3	-	-
15/07/19 14:00	18	72.3	68.7	71.1	72.3	-	-
15/07/19 15:00	10	72.2	70.3	68.0	72.2	-	-
15/07/19 16:00	8	68.7	68.4	56.3	68.7	-	-
15/07/19 17:00	11	67.9	67.2	59.9	67.9	-	-
15/07/19 18:00	17	70.8	70.1	63.0	70.8	-	-
15/07/19 19:00	9	73.5	72.1	67.9	-	73.5	-
15/07/19 20:00	12	73.4	73.1	62.0	-	73.4	-
15/07/19 21:00	6	72.3	71.6	64.2	-	72.3	-
15/07/19 22:00	6	74.2	73.9	61.8	-	74.2	-
15/07/19 23:00	1	75.6	74.6	68.7	-	-	75.6
16/07/19 0:00	2	77.4	77.4	55.9	-	-	77.4
16/07/19 1:00	-	59.2	-	59.3	-	-	59.2
16/07/19 2:00	-	53.2	-	53.2	-	-	53.2
16/07/19 3:00	-	54.4	-	54.4	-	-	54.4
16/07/19 4:00	1	65.1	62.8	61.1	-	-	65.1
16/07/19 5:00	-	60.0	-	60.0	-	-	60.0
16/07/19 6:00	12	80.8	80.3	72.2	-	-	80.8
	206	**72.5**	**71.6**	**65.7**	**70.0**	**73.4**	**74.3**

Location: Mid Runway NMT # 3

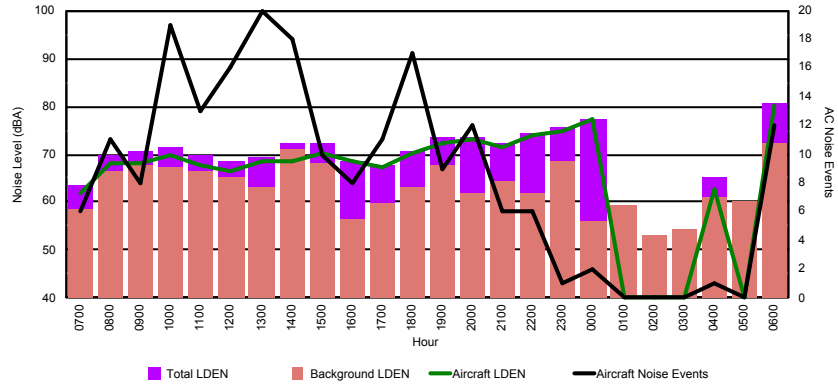

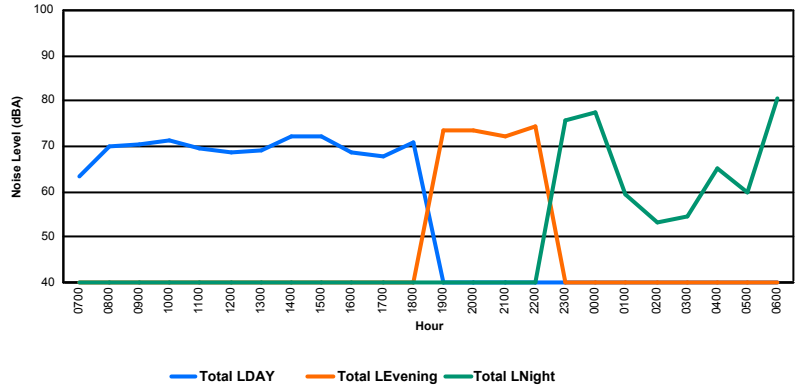

LE GOUVERNEMENT
DU GRAND-DUCHÉ DE LUXEMBOURG
Administration de la navigation aérienne

Luxembourg Airport

Noise Distribution by Hour

Between 15/07/2019 00:00:00 and 15/07/2019 23:59:59 (Local Time)

Day	Aircraft Events	Total LDEN dB (A)	Aircraft LDEN dB(A)	Background LDEN dB(A)	Total LDay dB(A)	Total LEvening dB(A)	Total LNight dB (A)
15/07/19 7:00	6	69.9	69.2	65.8	69.9	-	-
15/07/19 8:00	11	66.9	65.5	70.3	66.9	-	-
15/07/19 9:00	17	68.3	67.0	64.0	68.3	-	-
15/07/19 10:00	16	69.1	68.0	63.4	69.1	-	-
15/07/19 11:00	15	65.2	62.0	63.2	65.2	-	-
15/07/19 12:00	9	70.8	70.3	62.2	70.8	-	-
15/07/19 13:00	15	66.0	63.6	62.8	66.0	-	-
15/07/19 14:00	9	66.5	64.5	62.5	66.5	-	-
15/07/19 15:00	6	65.9	64.5	60.5	65.9	-	-
15/07/19 16:00	9	67.7	67.0	59.7	67.7	-	-
15/07/19 17:00	13	68.1	67.3	60.7	68.1	-	-
15/07/19 18:00	11	69.1	68.5	60.5	69.1	-	-
15/07/19 19:00	6	75.4	75.1	63.5	-	75.4	-
15/07/19 20:00	7	69.4	68.2	63.1	-	69.4	-
15/07/19 21:00	10	73.0	72.4	64.0	-	73.0	-
15/07/19 22:00	18	72.1	71.4	64.0	-	72.1	-
15/07/19 23:00	3	74.5	73.7	66.9	-	-	74.5
16/07/19 0:00	-	64.9	-	65.8	-	-	64.9
16/07/19 1:00	1	70.4	69.6	63.3	-	-	70.4
16/07/19 2:00	-	62.4	-	62.9	-	-	62.4
16/07/19 3:00	-	63.2	-	63.3	-	-	63.2
16/07/19 4:00	-	66.2	-	66.6	-	-	66.2
16/07/19 5:00	-	69.9	-	71.2	-	-	69.9
16/07/19 6:00	1	73.4	59.0	76.5	-	-	73.4
	183	**70.0**	**68.4**	**66.9**	**68.1**	**73.0**	**70.1**

Location: NDB-Hamm NMT # 4

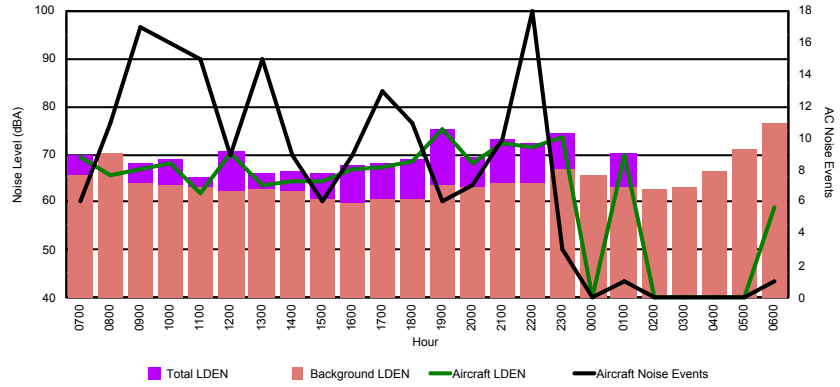

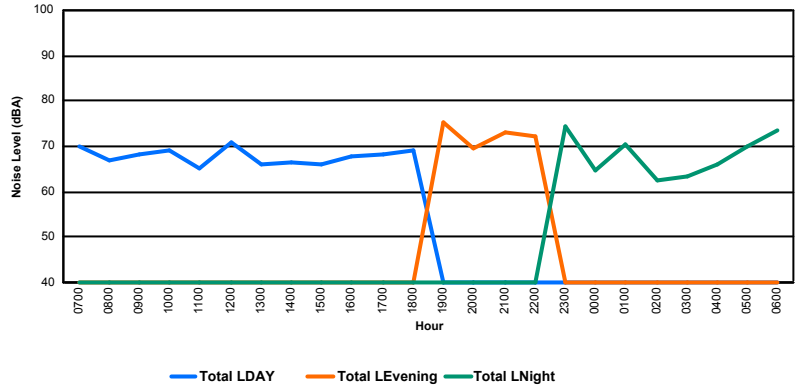

LE GOUVERNEMENT
DU GRAND-DUCHÉ DE LUXEMBOURG
Administration de la navigation aérienne

Luxembourg Airport

Noise Distribution by Hour

Between 16/07/2019 00:00:00 and 16/07/2019 23:59:59 (Local Time)

Day	Aircraft Events	Total LDEN dB (A)	Aircraft LDEN dB(A)	Background LDEN dB(A)	Total LDay dB(A)	Total LEvening dB(A)	Total LNight dB (A)
16/07/19 7:00	5	59.1	58.6	49.6	59.1	-	-
16/07/19 8:00	1	50.3	44.0	49.2	50.3	-	-
16/07/19 9:00	-	45.4	-	45.4	45.4	-	-
16/07/19 10:00	2	50.2	43.9	49.1	50.2	-	-
16/07/19 11:00	1	49.9	44.4	48.4	49.9	-	-
16/07/19 12:00	-	45.9	-	45.9	45.9	-	-
16/07/19 13:00	1	51.2	46.7	49.4	51.2	-	-
16/07/19 14:00	3	56.6	55.5	50.3	56.6	-	-
16/07/19 15:00	5	56.8	56.2	48.5	56.8	-	-
16/07/19 16:00	2	54.8	51.8	51.8	54.8	-	-
16/07/19 17:00	2	57.2	56.6	48.9	57.2	-	-
16/07/19 18:00	4	59.2	58.6	50.2	59.2	-	-
16/07/19 19:00	1	54.5	51.0	52.0	-	54.5	-
16/07/19 20:00	2	62.2	61.8	51.1	-	62.2	-
16/07/19 21:00	3	61.8	61.4	51.5	-	61.8	-
16/07/19 22:00	1	60.3	49.7	60.0	-	60.3	-
16/07/19 23:00	1	66.5	49.7	66.5	-	-	66.5
17/07/19 0:00	-	58.9	-	58.9	-	-	58.9
17/07/19 1:00	-	55.9	-	55.9	-	-	55.9
17/07/19 2:00	-	45.3	-	45.3	-	-	45.3
17/07/19 3:00	-	47.9	-	47.9	-	-	47.9
17/07/19 4:00	-	58.1	-	58.1	-	-	58.1
17/07/19 5:00	-	57.7	-	57.7	-	-	57.7
17/07/19 6:00	7	66.7	65.9	59.3	-	-	66.7
	41	**59.2**	**56.2**	**56.3**	**55.1**	**60.5**	**61.6**

Location: Roodt/Syr NMT # 1

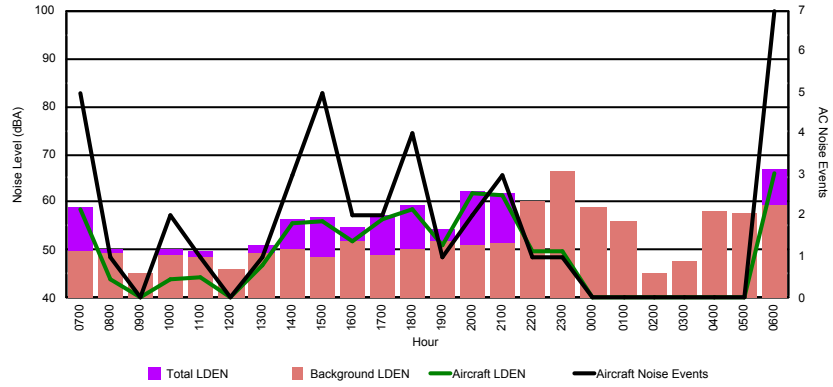

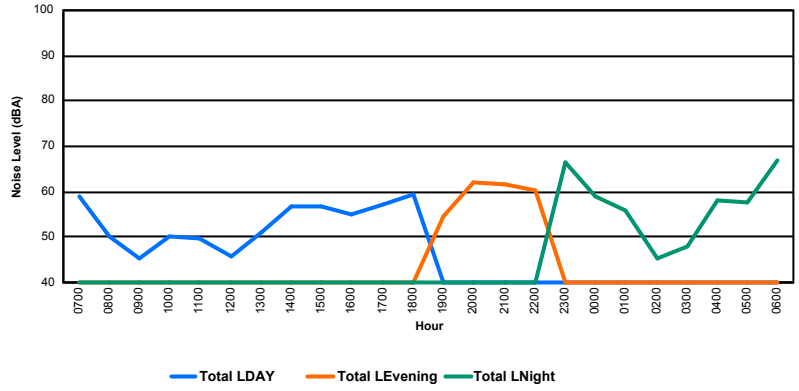

LE GOUVERNEMENT
DU GRAND-DUCHÉ DE LUXEMBOURG
Administration de la navigation aérienne

Luxembourg Airport

Noise Distribution by Hour

Between 16/07/2019 00:00:00 and 16/07/2019 23:59:59 (Local Time)

Day	Aircraft Events	Total LDEN dB (A)	Aircraft LDEN dB(A)	Background LDEN dB(A)	Total LDay dB(A)	Total LEvening dB(A)	Total LNight dB (A)
16/07/19 7:00	8	67.6	67.5	51.3	67.6	-	-
16/07/19 8:00	4	59.4	59.0	49.8	59.4	-	-
16/07/19 9:00	1	55.1	53.7	49.3	55.1	-	-
16/07/19 10:00	6	60.1	59.5	51.3	60.1	-	-
16/07/19 11:00	9	62.9	62.6	50.8	62.9	-	-
16/07/19 12:00	3	58.9	58.4	48.8	58.9	-	-
16/07/19 13:00	3	59.9	59.6	48.6	59.9	-	-
16/07/19 14:00	9	64.8	64.7	50.5	64.8	-	-
16/07/19 15:00	8	66.6	66.5	50.2	66.6	-	-
16/07/19 16:00	5	64.2	64.1	49.9	64.2	-	-
16/07/19 17:00	8	64.6	64.5	50.8	64.6	-	-
16/07/19 18:00	12	70.4	70.3	51.6	70.4	-	-
16/07/19 19:00	6	65.0	64.6	54.3	-	65.0	-
16/07/19 20:00	5	73.9	73.9	53.5	-	73.9	-
16/07/19 21:00	3	71.3	71.2	55.4	-	71.3	-
16/07/19 22:00	1	59.2	57.8	53.5	-	59.2	-
16/07/19 23:00	1	66.9	66.4	57.6	-	-	66.9
17/07/19 0:00	-	54.2	-	54.3	-	-	54.2
17/07/19 1:00	-	53.2	-	53.2	-	-	53.2
17/07/19 2:00	-	53.0	-	53.0	-	-	53.0
17/07/19 3:00	-	53.2	-	53.2	-	-	53.2
17/07/19 4:00	-	55.1	-	55.1	-	-	55.1
17/07/19 5:00	-	57.5	-	57.5	-	-	57.5
17/07/19 6:00	13	76.3	76.2	61.2	-	-	76.3
	105	**67.2**	**67.1**	**54.0**	**64.7**	**70.2**	**67.9**

Location: DVOR NMT # 2

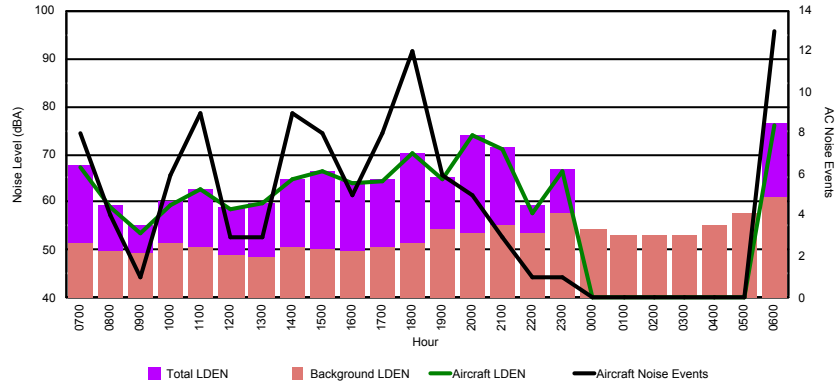

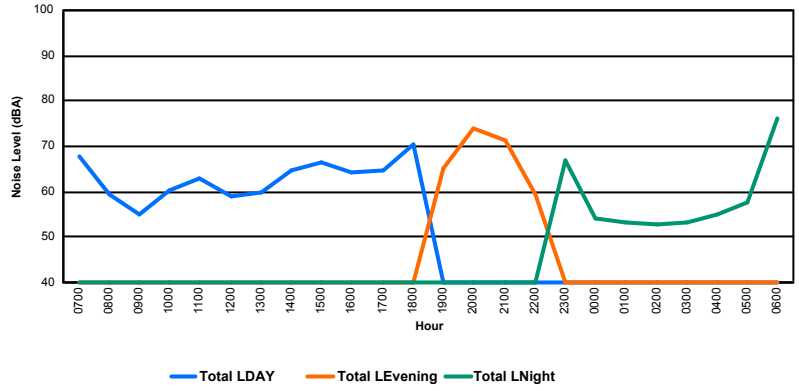

LE GOUVERNEMENT
DU GRAND-DUCHÉ DE LUXEMBOURG
Administration de la navigation aérienne

Luxembourg Airport

Noise Distribution by Hour

Between 16/07/2019 00:00:00 and 16/07/2019 23:59:59 (Local Time)

Day	Aircraft Events	Total LDEN dB (A)	Aircraft LDEN dB(A)	Background LDEN dB(A)	Total LDay dB(A)	Total LEvening dB(A)	Total LNight dB (A)
16/07/19 7:00	10	69.7	69.6	56.4	69.7	-	-
16/07/19 8:00	6	66.8	63.4	64.2	66.8	-	-
16/07/19 9:00	1	58.8	57.8	52.1	58.8	-	-
16/07/19 10:00	15	68.0	66.9	63.0	68.0	-	-
16/07/19 11:00	23	67.8	67.2	59.6	67.8	-	-
16/07/19 12:00	8	68.3	67.4	61.5	68.3	-	-
16/07/19 13:00	15	66.6	64.8	62.3	66.6	-	-
16/07/19 14:00	14	66.6	66.2	55.2	66.6	-	-
16/07/19 15:00	10	71.0	69.8	65.4	71.0	-	-
16/07/19 16:00	8	68.9	68.7	55.2	68.9	-	-
16/07/19 17:00	9	67.4	65.3	63.4	67.4	-	-
16/07/19 18:00	16	70.2	69.7	60.6	70.2	-	-
16/07/19 19:00	15	69.4	68.9	60.3	-	69.4	-
16/07/19 20:00	8	71.7	71.3	61.6	-	71.7	-
16/07/19 21:00	4	70.8	70.2	62.7	-	70.8	-
16/07/19 22:00	4	68.9	65.8	66.4	-	68.9	-
16/07/19 23:00	-	76.9	-	76.9	-	-	76.9
17/07/19 0:00	2	75.5	75.3	61.5	-	-	75.5
17/07/19 1:00	-	59.1	-	59.1	-	-	59.1
17/07/19 2:00	-	59.3	-	59.3	-	-	59.3
17/07/19 3:00	-	59.0	-	59.0	-	-	59.0
17/07/19 4:00	-	63.4	-	63.4	-	-	63.4
17/07/19 5:00	-	60.4	-	60.4	-	-	60.4
17/07/19 6:00	14	79.8	79.6	68.2	-	-	79.8
	182	**71.1**	**69.7**	**65.7**	**68.2**	**70.3**	**73.7**

Location: Mid Runway NMT # 3

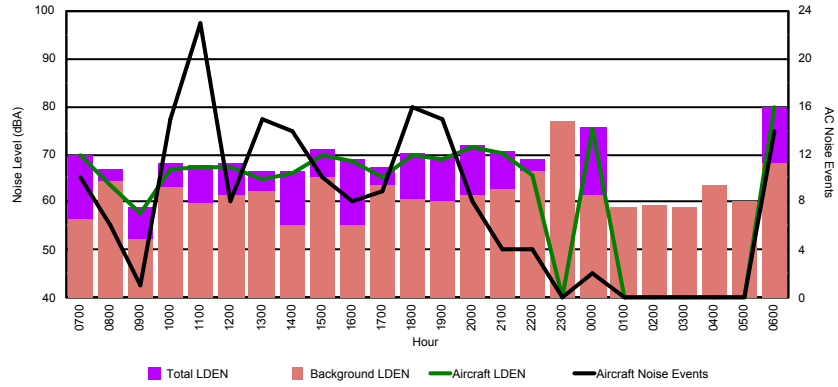

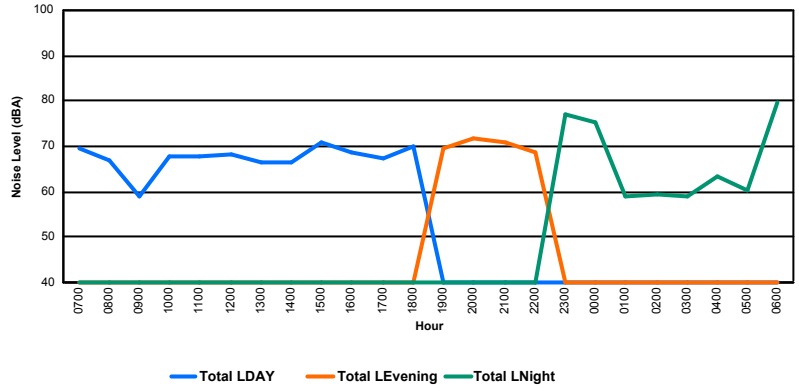

LE GOUVERNEMENT
DU GRAND-DUCHÉ DE LUXEMBOURG
Administration de la navigation aérienne

Luxembourg Airport

Noise Distribution by Hour

Between 16/07/2019 00:00:00 and 16/07/2019 23:59:59 (Local Time)

Day	Aircraft Events	Total LDEN dB (A)	Aircraft LDEN dB(A)	Background LDEN dB(A)	Total LDay dB(A)	Total LEvening dB(A)	Total LNight dB (A)
16/07/19 7:00	10	64.9	62.1	65.4	64.9	-	-
16/07/19 8:00	5	63.3	57.6	65.6	63.3	-	-
16/07/19 9:00	10	66.4	64.3	62.8	66.4	-	-
16/07/19 10:00	17	67.0	65.2	63.1	67.0	-	-
16/07/19 11:00	6	66.3	64.7	61.4	66.3	-	-
16/07/19 12:00	4	65.9	64.6	60.3	65.9	-	-
16/07/19 13:00	9	66.0	64.1	61.6	66.0	-	-
16/07/19 14:00	10	68.1	67.3	60.1	68.1	-	-
16/07/19 15:00	4	63.7	62.4	58.0	63.7	-	-
16/07/19 16:00	11	67.5	66.8	59.5	67.5	-	-
16/07/19 17:00	9	66.7	65.9	59.3	66.7	-	-
16/07/19 18:00	9	65.3	64.3	59.0	65.3	-	-
16/07/19 19:00	6	69.0	67.4	64.1	-	69.0	-
16/07/19 20:00	3	68.0	66.2	63.3	-	68.0	-
16/07/19 21:00	7	68.4	67.1	62.5	-	68.4	-
16/07/19 22:00	14	71.0	70.4	62.4	-	71.0	-
16/07/19 23:00	2	79.8	79.7	65.3	-	-	79.8
17/07/19 0:00	2	77.2	77.0	63.8	-	-	77.2
17/07/19 1:00	-	62.7	-	63.3	-	-	62.7
17/07/19 2:00	-	62.8	-	63.3	-	-	62.8
17/07/19 3:00	-	63.5	-	63.7	-	-	63.5
17/07/19 4:00	1	71.6	70.3	66.0	-	-	71.6
17/07/19 5:00	-	69.7	-	71.2	-	-	69.7
17/07/19 6:00	6	75.0	71.5	75.5	-	-	75.0
	145	**70.9**	**69.8**	**65.9**	**66.1**	**69.3**	**74.2**

Location: NDB-Hamm NMT # 4

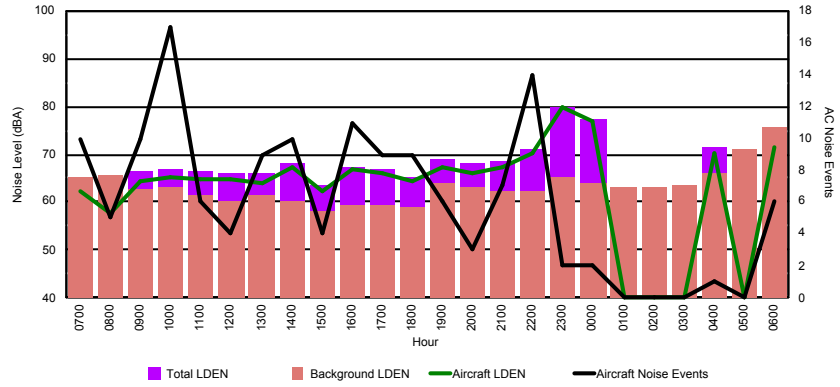

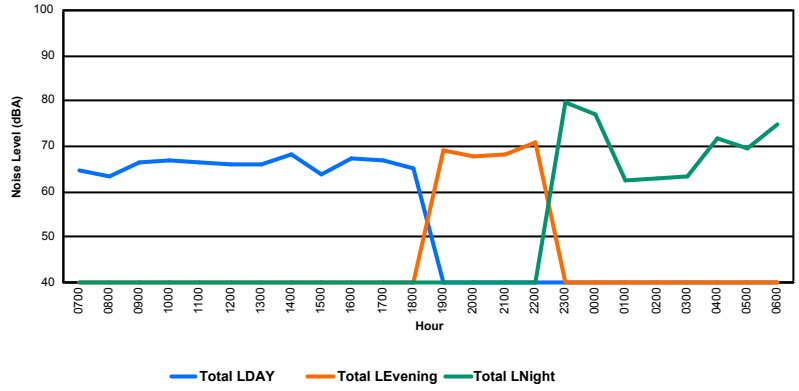

LE GOUVERNEMENT
DU GRAND-DUCHÉ DE LUXEMBOURG
Administration de la navigation aérienne

Luxembourg Airport

Noise Distribution by Hour

Between 17/07/2019 00:00:00 and 17/07/2019 23:59:59 (Local Time)

Day	Aircraft Events	Total LDEN dB (A)	Aircraft LDEN dB(A)	Background LDEN dB(A)	Total LDay dB(A)	Total LEvening dB(A)	Total LNight dB (A)
17/07/19 7:00	5	53.7	51.8	49.2	53.7	-	-
17/07/19 8:00	8	55.5	54.6	48.6	55.5	-	-
17/07/19 9:00	2	56.2	55.4	48.3	56.2	-	-
17/07/19 10:00	3	54.5	52.3	50.7	54.5	-	-
17/07/19 11:00	3	52.9	50.3	49.4	52.9	-	-
17/07/19 12:00	4	57.0	56.2	49.7	57.0	-	-
17/07/19 13:00	-	48.3	-	48.3	48.3	-	-
17/07/19 14:00	-	51.6	-	50.7	51.6	-	-
17/07/19 15:00	2	55.2	55.0	46.7	55.2	-	-
17/07/19 16:00	2	51.3	48.3	48.5	51.3	-	-
17/07/19 17:00	5	58.5	57.1	52.9	58.5	-	-
17/07/19 18:00	2	52.4	46.9	51.1	52.4	-	-
17/07/19 19:00	2	59.2	57.6	54.3	-	59.2	-
17/07/19 20:00	1	53.9	48.4	52.5	-	53.9	-
17/07/19 21:00	3	60.6	57.6	57.8	-	60.6	-
17/07/19 22:00	5	66.3	65.1	60.5	-	66.3	-
17/07/19 23:00	-	65.5	-	65.5	-	-	65.5
18/07/19 0:00	-	61.9	-	61.9	-	-	61.9
18/07/19 1:00	-	51.2	-	51.2	-	-	51.2
18/07/19 2:00	-	44.9	-	44.9	-	-	44.9
18/07/19 3:00	-	59.9	-	59.9	-	-	59.9
18/07/19 4:00	-	52.9	-	52.9	-	-	52.9
18/07/19 5:00	-	62.5	-	62.5	-	-	62.5
18/07/19 6:00	9	69.0	68.3	61.4	-	-	69.0
	56	**60.4**	**57.5**	**57.3**	**54.7**	**62.1**	**63.1**

Location: Roodt/Syr NMT # 1

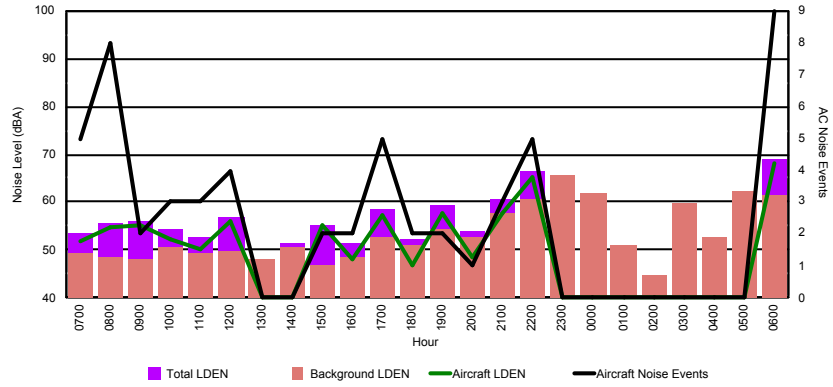

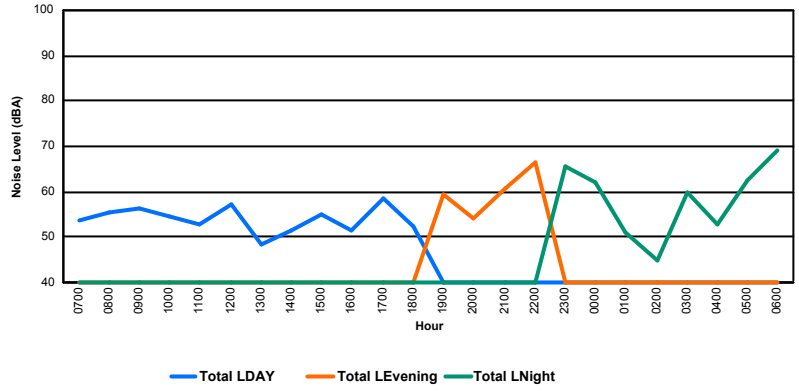

LE GOUVERNEMENT
DU GRAND-DUCHÉ DE LUXEMBOURG
Administration de la navigation aérienne

Luxembourg Airport

Noise Distribution by Hour

Between 17/07/2019 00:00:00 and 17/07/2019 23:59:59 (Local Time)

Day	Aircraft Events	Total LDEN dB (A)	Aircraft LDEN dB(A)	Background LDEN dB(A)	Total LDay dB(A)	Total LEvening dB(A)	Total LNight dB (A)
17/07/19 7:00	8	63.2	63.0	50.8	63.2	-	-
17/07/19 8:00	10	64.9	64.7	51.4	64.9	-	-
17/07/19 9:00	6	67.1	67.0	50.8	67.1	-	-
17/07/19 10:00	8	62.1	61.8	49.9	62.1	-	-
17/07/19 11:00	7	60.4	60.0	50.2	60.4	-	-
17/07/19 12:00	13	65.7	65.5	51.1	65.7	-	-
17/07/19 13:00	4	60.4	60.2	48.1	60.4	-	-
17/07/19 14:00	6	59.0	58.5	49.3	59.0	-	-
17/07/19 15:00	2	66.0	65.9	48.5	66.0	-	-
17/07/19 16:00	5	61.9	61.7	49.9	61.9	-	-
17/07/19 17:00	10	68.7	68.7	52.1	68.7	-	-
17/07/19 18:00	10	60.8	60.3	51.1	60.8	-	-
17/07/19 19:00	7	69.7	69.6	54.3	-	69.7	-
17/07/19 20:00	5	66.7	66.5	53.9	-	66.7	-
17/07/19 21:00	4	69.6	69.5	56.1	-	69.6	-
17/07/19 22:00	5	74.4	74.4	55.4	-	74.4	-
17/07/19 23:00	-	58.7	-	58.7	-	-	58.7
18/07/19 0:00	-	55.0	-	55.0	-	-	55.0
18/07/19 1:00	-	53.5	-	53.5	-	-	53.5
18/07/19 2:00	-	55.0	-	55.0	-	-	55.0
18/07/19 3:00	-	53.6	-	53.6	-	-	53.6
18/07/19 4:00	-	54.3	-	54.3	-	-	54.3
18/07/19 5:00	-	58.0	-	58.0	-	-	58.0
18/07/19 6:00	17	78.5	78.4	64.5	-	-	78.5
	127	**68.2**	**68.0**	**55.3**	**64.4**	**71.0**	**69.6**

Location: DVOR NMT # 2

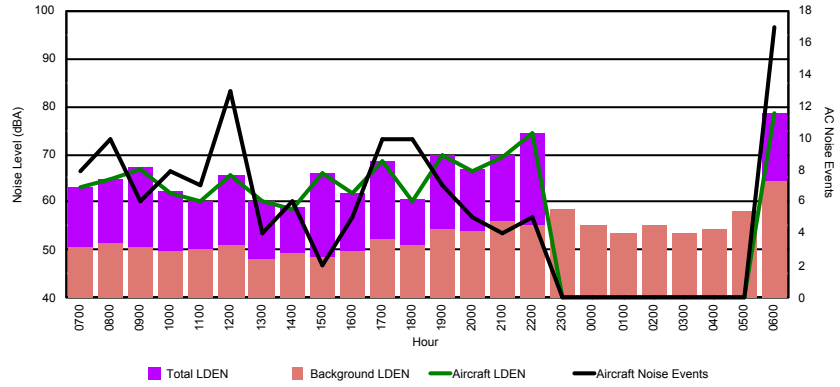

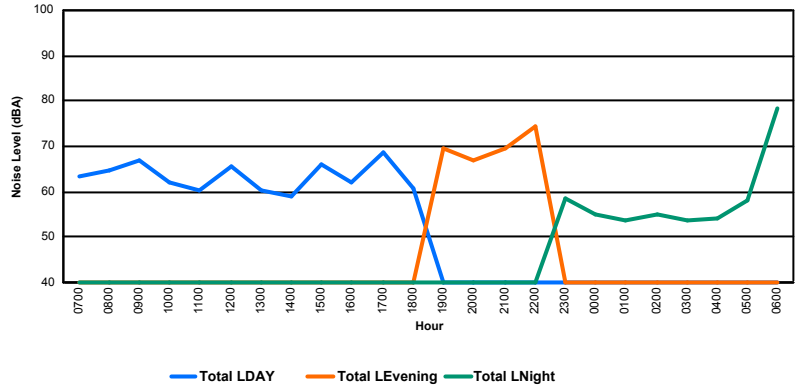

LE GOUVERNEMENT
DU GRAND-DUCHÉ DE LUXEMBOURG
Administration de la navigation aérienne

Luxembourg Airport

Noise Distribution by Hour

Between 17/07/2019 00:00:00 and 17/07/2019 23:59:59 (Local Time)

Day	Aircraft Events	Total LDEN dB (A)	Aircraft LDEN dB(A)	Background LDEN dB(A)	Total LDay dB(A)	Total LEvening dB(A)	Total LNight dB (A)
17/07/19 7:00	7	65.4	64.8	56.8	65.4	-	-
17/07/19 8:00	14	68.2	66.8	63.7	68.2	-	-
17/07/19 9:00	7	67.5	66.7	60.3	67.5	-	-
17/07/19 10:00	9	66.3	65.7	57.4	66.3	-	-
17/07/19 11:00	9	65.4	64.3	59.3	65.4	-	-
17/07/19 12:00	15	67.4	66.9	58.5	67.4	-	-
17/07/19 13:00	10	66.1	64.0	62.6	66.1	-	-
17/07/19 14:00	10	77.0	66.7	76.8	77.0	-	-
17/07/19 15:00	10	71.6	71.1	62.2	71.6	-	-
17/07/19 16:00	6	64.8	64.4	53.7	64.8	-	-
17/07/19 17:00	11	68.2	67.8	58.4	68.2	-	-
17/07/19 18:00	14	65.0	64.1	57.8	65.0	-	-
17/07/19 19:00	8	69.2	68.5	60.7	-	69.2	-
17/07/19 20:00	5	69.3	68.7	59.8	-	69.3	-
17/07/19 21:00	6	72.9	72.0	65.7	-	72.9	-
17/07/19 22:00	5	73.3	73.0	62.1	-	73.3	-
17/07/19 23:00	1	75.7	75.6	57.6	-	-	75.7
18/07/19 0:00	-	65.2	-	65.3	-	-	65.2
18/07/19 1:00	-	59.0	-	59.0	-	-	59.0
18/07/19 2:00	-	57.2	-	57.2	-	-	57.2
18/07/19 3:00	-	57.5	-	57.5	-	-	57.5
18/07/19 4:00	-	58.4	-	58.4	-	-	58.4
18/07/19 5:00	-	60.4	-	60.4	-	-	60.4
18/07/19 6:00	21	80.2	80.0	68.1	-	-	80.2
	168	**71.2**	**70.0**	**65.3**	**69.6**	**71.6**	**72.7**

Location: Mid Runway NMT # 3

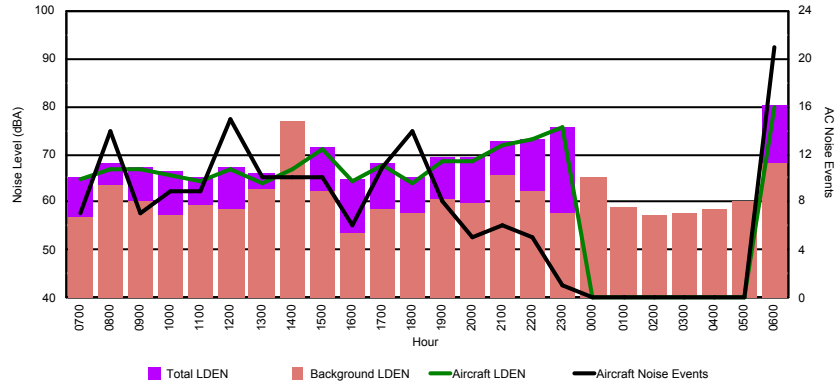

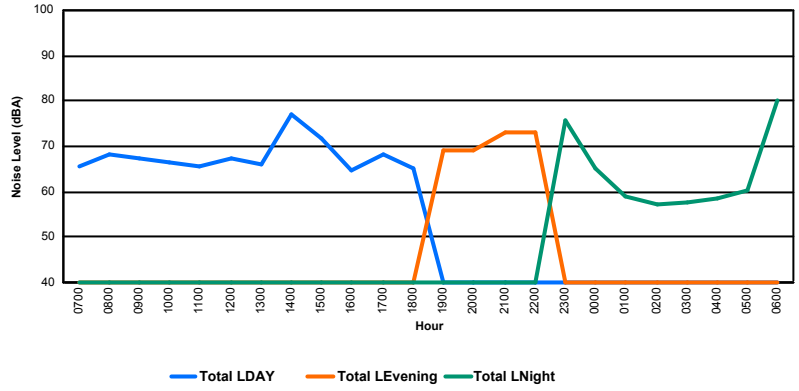

LE GOUVERNEMENT
DU GRAND-DUCHÉ DE LUXEMBOURG
Administration de la navigation aérienne

Luxembourg Airport

Noise Distribution by Hour

Between 17/07/2019 00:00:00 and 17/07/2019 23:59:59 (Local Time)

Day	Aircraft Events	Total LDEN dB (A)	Aircraft LDEN dB(A)	Background LDEN dB(A)	Total LDay dB(A)	Total LEvening dB(A)	Total LNight dB (A)
17/07/19 7:00	6	64.7	60.3	66.4	64.7	-	-
17/07/19 8:00	13	68.4	67.5	70.5	68.4	-	-
17/07/19 9:00	10	68.2	66.9	63.2	68.2	-	-
17/07/19 10:00	10	68.9	68.1	61.5	68.9	-	-
17/07/19 11:00	9	66.9	65.5	61.6	66.9	-	-
17/07/19 12:00	7	64.2	62.1	60.1	64.2	-	-
17/07/19 13:00	12	64.7	62.7	60.7	64.7	-	-
17/07/19 14:00	5	66.8	65.8	60.1	66.8	-	-
17/07/19 15:00	5	66.4	65.2	60.2	66.4	-	-
17/07/19 16:00	11	64.7	63.5	59.1	64.7	-	-
17/07/19 17:00	8	63.0	61.2	58.4	63.0	-	-
17/07/19 18:00	8	65.0	63.9	58.7	65.0	-	-
17/07/19 19:00	7	69.5	68.1	63.9	-	69.5	-
17/07/19 20:00	5	67.7	66.1	62.8	-	67.7	-
17/07/19 21:00	5	70.8	70.0	63.2	-	70.8	-
17/07/19 22:00	17	71.6	70.8	64.2	-	71.6	-
17/07/19 23:00	1	76.5	75.9	67.5	-	-	76.5
18/07/19 0:00	1	74.4	73.7	66.9	-	-	74.4
18/07/19 1:00	-	63.7	-	64.3	-	-	63.7
18/07/19 2:00	-	62.9	-	63.4	-	-	62.9
18/07/19 3:00	-	64.3	-	64.5	-	-	64.3
18/07/19 4:00	-	66.4	-	66.9	-	-	66.4
18/07/19 5:00	2	72.2	69.4	70.8	-	-	72.2
18/07/19 6:00	3	75.0	71.9	75.5	-	-	75.0
	145	**69.7**	**68.2**	**66.5**	**66.4**	**70.1**	**72.2**

Location: NDB-Hamm NMT # 4

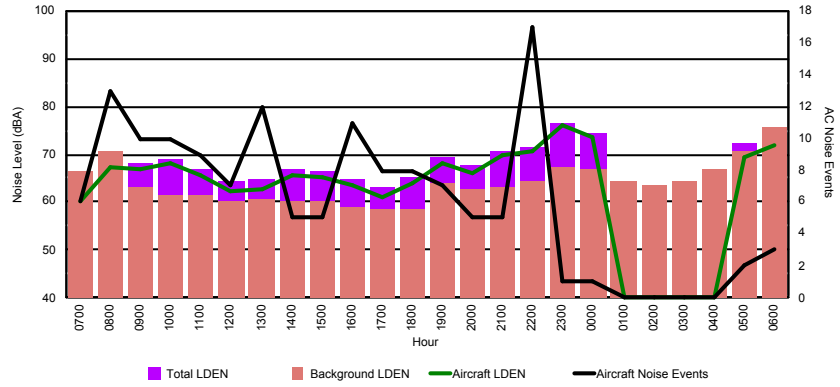

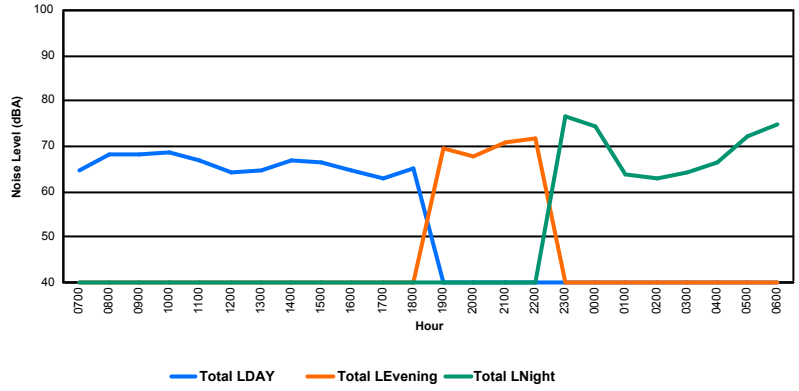

LE GOUVERNEMENT
DU GRAND-DUCHÉ DE LUXEMBOURG
Administration de la navigation aérienne

Luxembourg Airport

Noise Distribution by Hour

Between 18/07/2019 00:00:00 and 18/07/2019 23:59:59 (Local Time)

Day	Aircraft Events	Total LDEN dB (A)	Aircraft LDEN dB(A)	Background LDEN dB(A)	Total LDay dB(A)	Total LEvening dB(A)	Total LNight dB (A)
18/07/19 7:00	2	50.0	46.8	47.2	50.0	-	-
18/07/19 8:00	3	51.8	49.9	47.3	51.8	-	-
18/07/19 9:00	8	59.6	59.2	49.2	59.6	-	-
18/07/19 10:00	9	58.7	57.4	53.2	58.7	-	-
18/07/19 11:00	5	58.3	57.2	52.2	58.3	-	-
18/07/19 12:00	1	50.2	44.4	49.0	50.2	-	-
18/07/19 13:00	7	55.1	51.3	52.9	55.1	-	-
18/07/19 14:00	7	57.1	55.5	52.4	57.1	-	-
18/07/19 15:00	5	56.9	55.5	51.5	56.9	-	-
18/07/19 16:00	8	59.3	58.7	50.8	59.3	-	-
18/07/19 17:00	8	57.7	56.9	50.5	57.7	-	-
18/07/19 18:00	7	58.9	58.5	49.5	58.9	-	-
18/07/19 19:00	4	60.6	59.8	53.0	-	60.6	-
18/07/19 20:00	7	62.3	61.3	55.4	-	62.3	-
18/07/19 21:00	3	56.9	51.9	55.3	-	56.9	-
18/07/19 22:00	16	66.4	63.7	63.6	-	66.4	-
18/07/19 23:00	1	67.8	52.2	67.7	-	-	67.8
19/07/19 0:00	1	65.7	63.1	62.7	-	-	65.7
19/07/19 1:00	-	57.1	-	57.1	-	-	57.1
19/07/19 2:00	-	54.6	-	54.6	-	-	54.6
19/07/19 3:00	-	49.3	-	49.3	-	-	49.3
19/07/19 4:00	-	50.6	-	50.6	-	-	50.6
19/07/19 5:00	-	58.3	-	58.3	-	-	58.3
19/07/19 6:00	-	56.7	-	56.7	-	-	56.7
	102	**60.3**	**56.9**	**57.8**	**57.2**	**62.8**	**61.7**

Location: Roodt/Syr NMT # 1

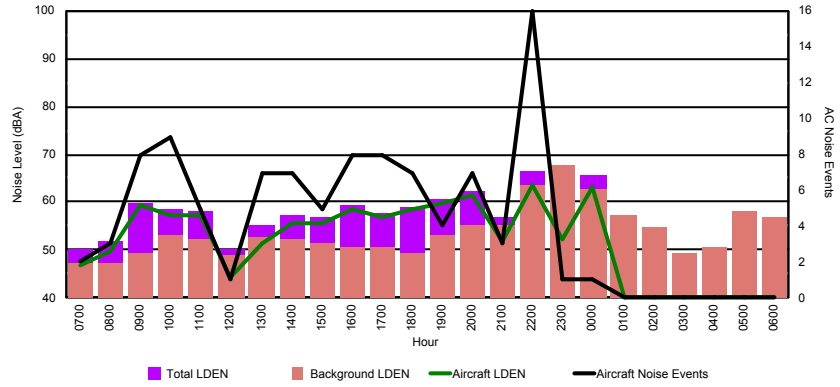

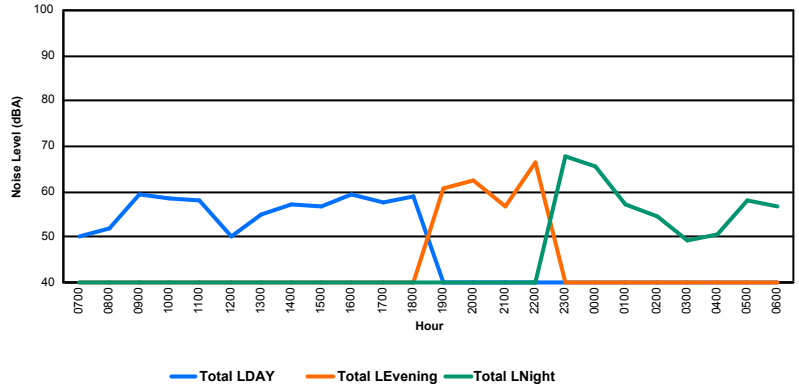

LE GOUVERNEMENT
DU GRAND-DUCHÉ DE LUXEMBOURG
Administration de la navigation aérienne

Luxembourg Airport

Noise Distribution by Hour

Between 18/07/2019 00:00:00 and 18/07/2019 23:59:59 (Local Time)

Day	Aircraft Events	Total LDEN dB (A)	Aircraft LDEN dB(A)	Background LDEN dB(A)	Total LDay dB(A)	Total LEvening dB(A)	Total LNight dB (A)
18/07/19 7:00	3	57.6	56.1	52.5	57.6	-	-
18/07/19 8:00	4	61.4	60.8	52.4	61.4	-	-
18/07/19 9:00	8	73.8	73.7	54.7	73.8	-	-
18/07/19 10:00	11	71.0	70.9	53.8	71.0	-	-
18/07/19 11:00	6	71.0	70.9	53.2	71.0	-	-
18/07/19 12:00	1	58.5	57.2	52.8	58.5	-	-
18/07/19 13:00	7	65.9	65.6	52.8	65.9	-	-
18/07/19 14:00	10	71.0	70.8	56.4	71.0	-	-
18/07/19 15:00	6	69.4	69.3	52.7	69.4	-	-
18/07/19 16:00	9	72.6	72.5	54.7	72.6	-	-
18/07/19 17:00	10	72.2	72.2	54.3	72.2	-	-
18/07/19 18:00	7	73.6	73.6	53.5	73.6	-	-
18/07/19 19:00	5	73.1	72.9	58.0	-	73.1	-
18/07/19 20:00	8	75.1	75.0	56.6	-	75.1	-
18/07/19 21:00	2	66.5	66.1	55.3	-	66.5	-
18/07/19 22:00	17	78.2	78.2	60.4	-	78.2	-
18/07/19 23:00	1	67.7	66.7	60.7	-	-	67.7
19/07/19 0:00	1	75.0	75.0	56.3	-	-	75.0
19/07/19 1:00	-	54.2	-	54.2	-	-	54.2
19/07/19 2:00	-	51.9	-	51.9	-	-	51.9
19/07/19 3:00	-	55.0	-	55.0	-	-	55.0
19/07/19 4:00	-	56.1	-	56.1	-	-	56.1
19/07/19 5:00	-	58.9	-	58.9	-	-	58.9
19/07/19 6:00	-	64.7	-	65.0	-	-	64.7
	116	**71.0**	**70.8**	**57.0**	**70.5**	**74.9**	**67.2**

Location: DVOR NMT # 2

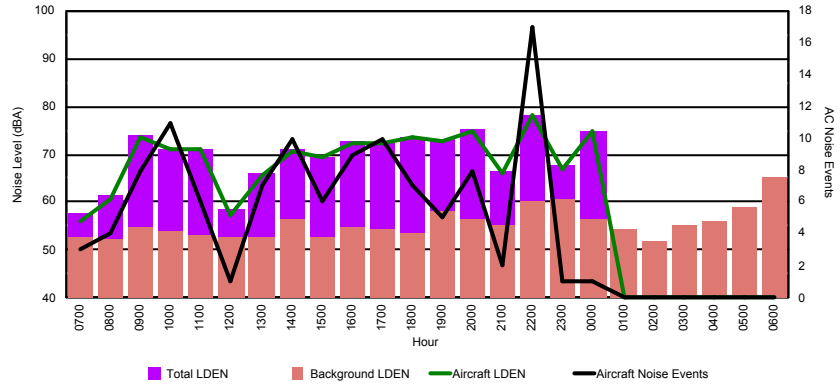

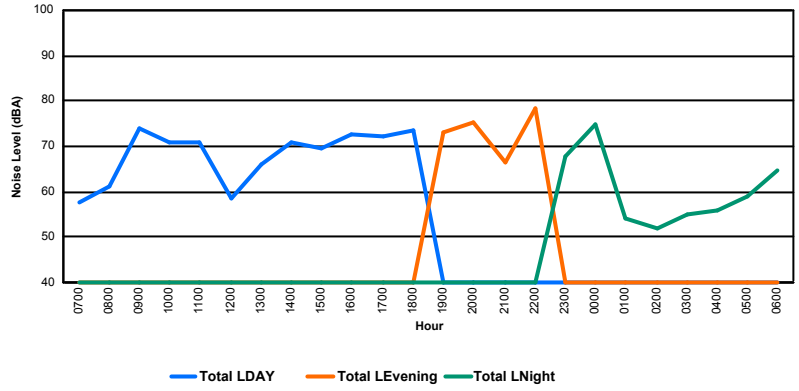

LE GOUVERNEMENT
DU GRAND-DUCHÉ DE LUXEMBOURG
Administration de la navigation aérienne

Luxembourg Airport

Noise Distribution by Hour

Between 18/07/2019 00:00:00 and 18/07/2019 23:59:59 (Local Time)

Day	Aircraft Events	Total LDEN dB (A)	Aircraft LDEN dB(A)	Background LDEN dB(A)	Total LDay dB(A)	Total LEvening dB(A)	Total LNight dB (A)
18/07/19 7:00	3	59.0	57.5	54.0	59.0	-	-
18/07/19 8:00	14	73.2	71.8	68.1	73.2	-	-
18/07/19 9:00	7	75.9	71.0	74.3	75.9	-	-
18/07/19 10:00	9	74.3	64.6	73.9	74.3	-	-
18/07/19 11:00	11	69.9	66.9	67.0	69.9	-	-
18/07/19 12:00	6	63.1	62.5	53.6	63.1	-	-
18/07/19 13:00	7	63.4	56.4	63.0	63.4	-	-
18/07/19 14:00	12	68.5	66.3	64.8	68.5	-	-
18/07/19 15:00	9	69.2	67.8	63.8	69.2	-	-
18/07/19 16:00	7	73.9	72.8	67.6	73.9	-	-
18/07/19 17:00	10	67.7	66.0	62.8	67.7	-	-
18/07/19 18:00	6	66.7	64.7	62.5	66.7	-	-
18/07/19 19:00	12	73.7	72.3	68.1	-	73.7	-
18/07/19 20:00	2	73.5	69.1	71.5	-	73.5	-
18/07/19 21:00	-	71.4	-	71.4	-	71.4	-
18/07/19 22:00	5	76.0	70.6	74.5	-	76.0	-
18/07/19 23:00	4	76.7	76.3	66.9	-	-	76.7
19/07/19 0:00	-	62.8	-	62.8	-	-	62.8
19/07/19 1:00	-	58.6	-	58.5	-	-	58.6
19/07/19 2:00	-	55.2	-	55.2	-	-	55.2
19/07/19 3:00	-	57.2	-	57.2	-	-	57.2
19/07/19 4:00	-	58.4	-	58.4	-	-	58.4
19/07/19 5:00	-	69.0	-	69.1	-	-	69.0
19/07/19 6:00	14	80.9	79.8	74.8	-	-	80.9
	138	**72.6**	**70.2**	**69.0**	**71.0**	**74.0**	**73.6**

Location: Mid Runway NMT # 3

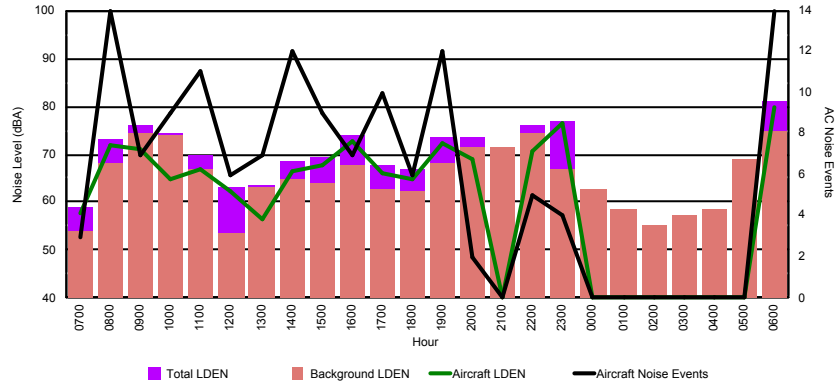

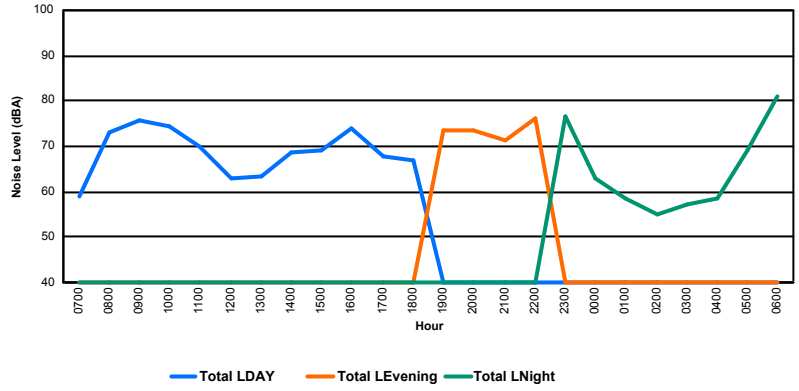

LE GOUVERNEMENT
DU GRAND-DUCHÉ DE LUXEMBOURG
Administration de la navigation aérienne

Luxembourg Airport

Noise Distribution by Hour

Between 18/07/2019 00:00:00 and 18/07/2019 23:59:59 (Local Time)

Day	Aircraft Events	Total LDEN dB (A)	Aircraft LDEN dB(A)	Background LDEN dB(A)	Total LDay dB(A)	Total LEvening dB(A)	Total LNight dB (A)
18/07/19 7:00	3	63.6	57.0	65.7	63.6	-	-
18/07/19 8:00	13	66.1	65.1	62.8	66.1	-	-
18/07/19 9:00	4	63.3	59.4	61.3	63.3	-	-
18/07/19 10:00	8	67.3	66.2	60.8	67.3	-	-
18/07/19 11:00	9	66.7	65.7	60.0	66.7	-	-
18/07/19 12:00	7	63.5	61.6	59.2	63.5	-	-
18/07/19 13:00	3	61.0	53.2	60.4	61.0	-	-
18/07/19 14:00	10	67.7	66.8	60.9	67.7	-	-
18/07/19 15:00	6	69.5	69.0	60.1	69.5	-	-
18/07/19 16:00	6	65.0	63.6	59.4	65.0	-	-
18/07/19 17:00	10	65.8	65.1	57.9	65.8	-	-
18/07/19 18:00	6	66.7	66.1	58.1	66.7	-	-
18/07/19 19:00	8	71.6	70.9	63.3	-	71.6	-
18/07/19 20:00	4	68.7	67.5	62.5	-	68.7	-
18/07/19 21:00	3	66.5	64.7	61.9	-	66.5	-
18/07/19 22:00	4	73.5	73.1	63.0	-	73.5	-
18/07/19 23:00	4	79.4	79.2	66.7	-	-	79.4
19/07/19 0:00	-	64.8	-	65.9	-	-	64.8
19/07/19 1:00	-	64.0	-	64.5	-	-	64.0
19/07/19 2:00	-	61.6	-	62.0	-	-	61.6
19/07/19 3:00	-	62.3	-	62.4	-	-	62.3
19/07/19 4:00	-	65.4	-	65.8	-	-	65.4
19/07/19 5:00	1	69.2	59.9	70.0	-	-	69.2
19/07/19 6:00	18	80.3	80.1	73.6	-	-	80.3
	127	**71.1**	**70.4**	**64.9**	**66.1**	**70.9**	**74.3**

Location: NDB-Hamm NMT # 4

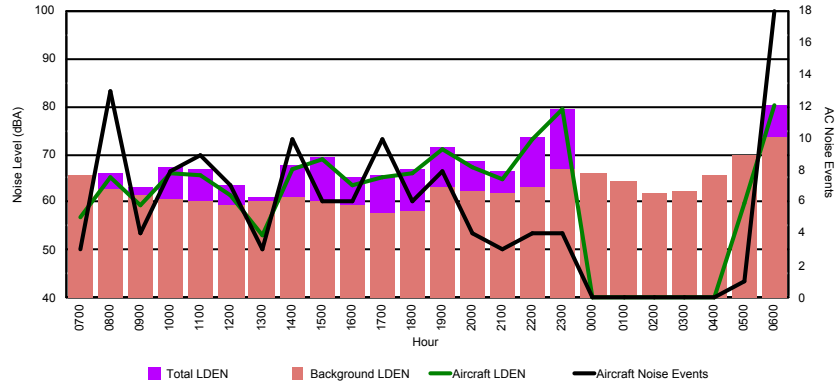

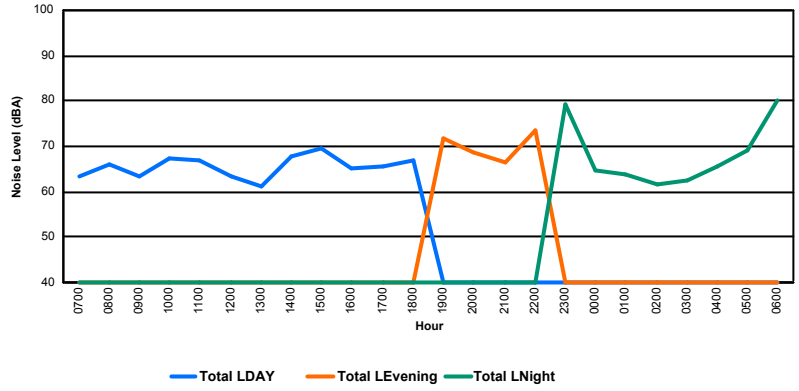

LE GOUVERNEMENT
DU GRAND-DUCHÉ DE LUXEMBOURG
Administration de la navigation aérienne

Luxembourg Airport

Noise Distribution by Hour

Between 19/07/2019 00:00:00 and 19/07/2019 23:59:59 (Local Time)

Day	Aircraft Events	Total LDEN dB (A)	Aircraft LDEN dB(A)	Background LDEN dB(A)	Total LDay dB(A)	Total LEvening dB(A)	Total LNight dB (A)
19/07/19 7:00	3	55.9	54.9	49.2	55.9	-	-
19/07/19 8:00	1	53.2	42.6	47.8	53.2	-	-
19/07/19 9:00	9	57.5	57.5	51.4	57.5	-	-
19/07/19 10:00	9	57.7	56.1	52.7	57.7	-	-
19/07/19 11:00	5	53.7	51.2	50.4	53.7	-	-
19/07/19 12:00	6	56.1	53.6	52.7	56.1	-	-
19/07/19 13:00	6	55.1	52.3	52.0	55.1	-	-
19/07/19 14:00	6	57.9	57.2	49.9	57.9	-	-
19/07/19 15:00	5	56.3	55.1	50.2	56.3	-	-
19/07/19 16:05	9	56.9	55.4	51.6	56.9	-	-
19/07/19 17:00	10	57.7	55.0	54.6	57.7	-	-
19/07/19 18:00	6	55.1	53.7	49.7	55.1	-	-
19/07/19 19:00	4	60.4	59.7	52.7	-	60.4	-
19/07/19 20:00	5	60.1	58.7	54.5	-	60.1	-
19/07/19 21:00	6	62.8	62.1	54.6	-	62.8	-
19/07/19 22:00	15	64.0	61.3	61.0	-	64.0	-
19/07/19 23:00	1	65.6	56.2	65.1	-	-	65.6
20/07/19 0:00	-	57.4	-	57.4	-	-	57.4
20/07/19 1:00	-	50.3	-	50.3	-	-	50.3
20/07/19 2:00	1	51.7	49.1	48.2	-	-	51.7
20/07/19 3:00	-	46.1	-	46.1	-	-	46.1
20/07/19 4:00	-	56.4	-	56.4	-	-	56.4
20/07/19 5:00	-	54.6	-	54.6	-	-	54.6
20/07/19 6:00	4	64.2	62.5	59.2	-	-	64.2
	111	**59.1**	**56.4**	**55.9**	**56.3**	**62.1**	**59.9**

Location: Roodt/Syr NMT # 1

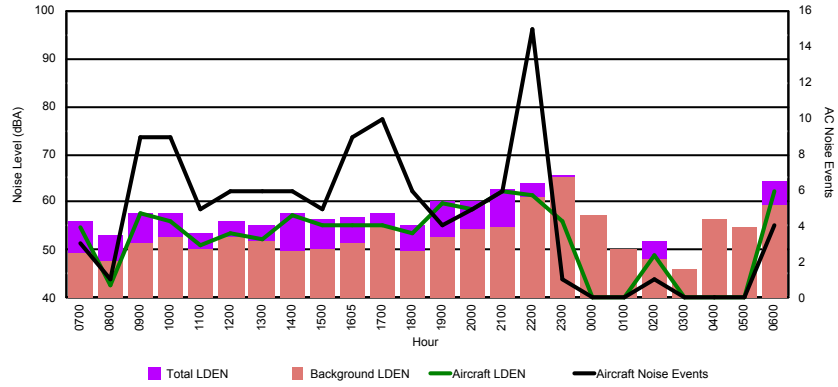

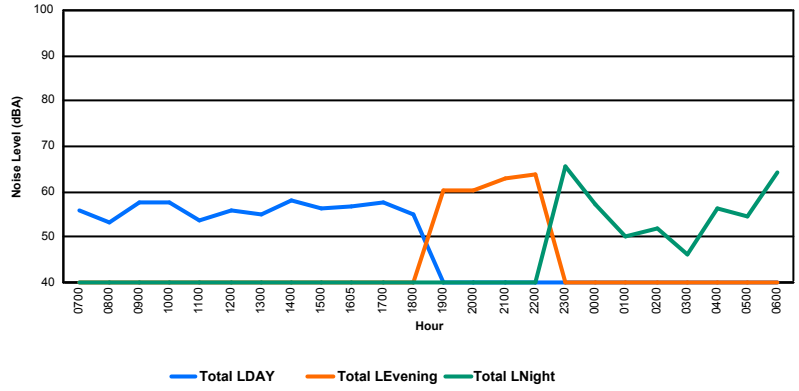

LE GOUVERNEMENT
DU GRAND-DUCHÉ DE LUXEMBOURG
Administration de la navigation aérienne

Luxembourg Airport

Noise Distribution by Hour

Between 19/07/2019 00:00:00 and 19/07/2019 23:59:59 (Local Time)

Day	Aircraft Events	Total LDEN dB (A)	Aircraft LDEN dB(A)	Background LDEN dB(A)	Total LDay dB(A)	Total LEvening dB(A)	Total LNight dB (A)
19/07/19 7:00	3	70.3	70.2	53.5	70.3	-	-
19/07/19 8:00	2	59.7	57.6	55.9	59.7	-	-
19/07/19 9:00	10	74.3	73.4	67.2	74.3	-	-
19/07/19 10:00	9	71.0	70.4	62.4	71.0	-	-
19/07/19 11:00	7	67.6	65.5	63.7	67.6	-	-
19/07/19 12:00	7	68.2	67.4	60.5	68.2	-	-
19/07/19 13:00	13	69.5	68.1	64.3	69.5	-	-
19/07/19 14:00	7	73.4	73.2	57.7	73.4	-	-
19/07/19 15:00	6	68.8	68.7	54.9	68.8	-	-
19/07/19 16:00	9	68.2	68.0	54.7	68.2	-	-
19/07/19 17:00	11	70.0	69.9	54.5	70.0	-	-
19/07/19 18:00	6	66.4	66.2	53.5	66.4	-	-
19/07/19 19:00	4	72.6	72.5	57.5	-	72.6	-
19/07/19 20:00	7	74.6	74.4	56.9	-	74.6	-
19/07/19 21:00	7	75.4	75.4	56.1	-	75.4	-
19/07/19 22:00	15	74.6	74.5	59.5	-	74.6	-
19/07/19 23:00	1	70.1	69.5	61.5	-	-	70.1
20/07/19 0:00	-	59.1	-	59.1	-	-	59.1
20/07/19 1:00	-	56.9	-	56.9	-	-	56.9
20/07/19 2:00	1	58.7	55.1	56.2	-	-	58.7
20/07/19 3:00	-	55.7	-	55.7	-	-	55.7
20/07/19 4:00	-	56.8	-	56.8	-	-	56.8
20/07/19 5:00	-	58.8	-	58.8	-	-	58.8
20/07/19 6:00	13	75.9	75.8	61.9	-	-	75.9
	138	**70.8**	**70.4**	**60.0**	**70.1**	**74.4**	**68.2**

Location: DVOR NMT # 2

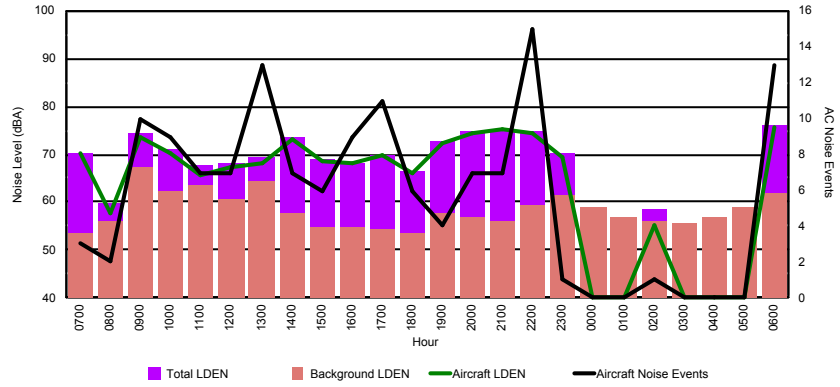

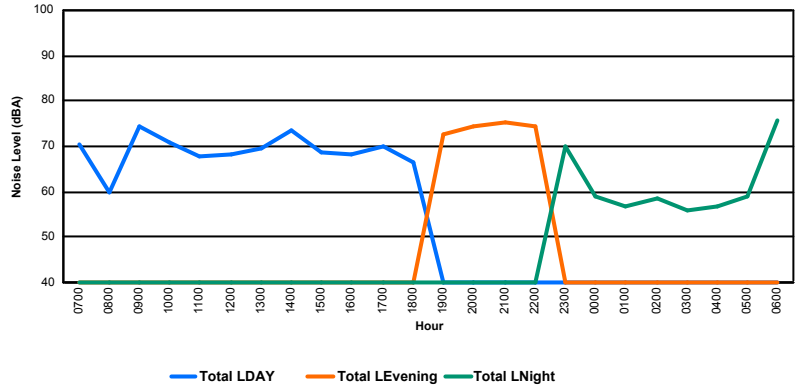

LE GOUVERNEMENT
DU GRAND-DUCHÉ DE LUXEMBOURG
Administration de la navigation aérienne

Luxembourg Airport

Noise Distribution by Hour

Between 19/07/2019 00:00:00 and 19/07/2019 23:59:59 (Local Time)

Day	Aircraft Events	Total LDEN dB (A)	Aircraft LDEN dB(A)	Background LDEN dB(A)	Total LDay dB(A)	Total LEvening dB(A)	Total LNight dB (A)
19/07/19 7:00	5	67.8	64.8	66.1	67.8	-	-
19/07/19 8:00	4	67.0	63.3	64.7	67.0	-	-
19/07/19 9:00	4	65.6	49.1	66.1	65.6	-	-
19/07/19 10:00	6	69.3	60.1	69.0	69.3	-	-
19/07/19 11:00	7	70.4	68.1	67.1	70.4	-	-
19/07/19 12:00	14	69.3	67.9	63.6	69.3	-	-
19/07/19 13:00	5	66.7	63.5	64.0	66.7	-	-
19/07/19 14:00	7	67.6	65.8	62.7	67.6	-	-
19/07/19 15:00	11	71.2	67.1	69.0	71.2	-	-
19/07/19 16:00	13	63.1	61.3	58.6	63.1	-	-
19/07/19 17:00	10	66.2	58.8	65.5	66.2	-	-
19/07/19 18:00	10	71.4	68.1	68.7	71.4	-	-
19/07/19 19:00	4	72.7	63.3	72.1	-	72.7	-
19/07/19 20:00	7	73.8	69.8	71.5	-	73.8	-
19/07/19 21:00	2	70.0	64.8	68.5	-	70.0	-
19/07/19 22:00	4	76.6	73.1	74.0	-	76.6	-
19/07/19 23:00	1	76.0	74.3	70.8	-	-	76.0
20/07/19 0:00	1	69.1	68.7	58.1	-	-	69.1
20/07/19 1:00	-	58.3	-	58.3	-	-	58.3
20/07/19 2:00	1	64.8	64.1	56.2	-	-	64.8
20/07/19 3:00	-	53.6	-	53.6	-	-	53.6
20/07/19 4:00	-	56.4	-	56.4	-	-	56.4
20/07/19 5:00	-	59.4	-	59.4	-	-	59.4
20/07/19 6:00	12	76.4	76.2	64.2	-	-	76.4
	128	**70.7**	**68.0**	**67.4**	**68.6**	**73.9**	**70.8**

Location: Mid Runway NMT # 3

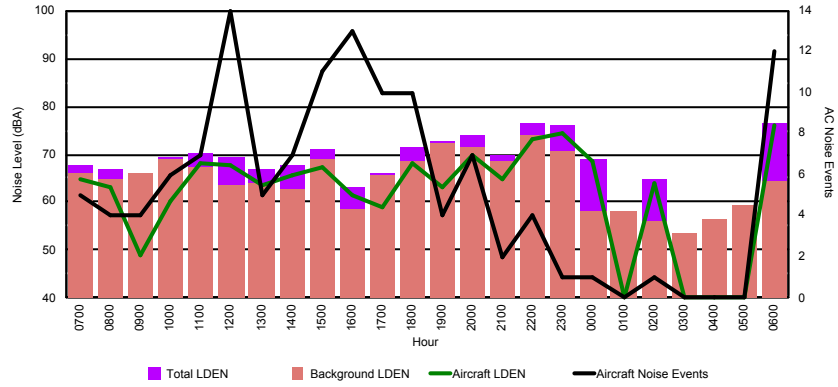

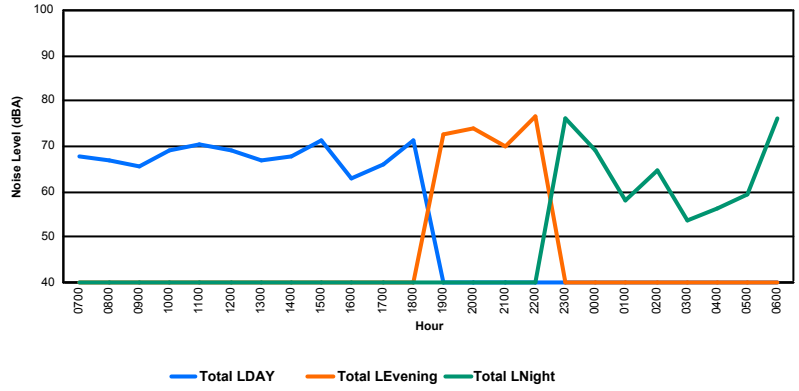

LE GOUVERNEMENT
DU GRAND-DUCHÉ DE LUXEMBOURG
Administration de la navigation aérienne

Luxembourg Airport

Noise Distribution by Hour

Between 19/07/2019 00:00:00 and 19/07/2019 23:59:59 (Local Time)

Day	Aircraft Events	Total LDEN dB (A)	Aircraft LDEN dB(A)	Background LDEN dB(A)	Total LDay dB(A)	Total LEvening dB(A)	Total LNight dB (A)
19/07/19 7:00	7	66.9	65.8	63.7	66.9	-	-
19/07/19 8:00	4	66.2	64.7	64.4	66.2	-	-
19/07/19 9:00	1	61.3	49.7	61.0	61.3	-	-
19/07/19 10:00	7	63.4	60.2	60.9	63.4	-	-
19/07/19 11:00	10	68.7	68.1	60.3	68.7	-	-
19/07/19 12:00	8	66.7	65.9	58.9	66.7	-	-
19/07/19 13:00	7	64.5	62.8	60.0	64.5	-	-
19/07/19 14:00	6	68.0	67.4	59.5	68.0	-	-
19/07/19 15:00	13	68.6	68.0	59.9	68.6	-	-
19/07/19 16:00	3	60.9	54.3	60.0	60.9	-	-
19/07/19 17:00	6	61.2	57.6	58.8	61.2	-	-
19/07/19 18:00	15	67.8	67.4	58.5	67.8	-	-
19/07/19 19:00	5	64.1	58.5	62.8	-	64.1	-
19/07/19 20:00	5	72.8	72.3	62.9	-	72.8	-
19/07/19 21:00	3	67.7	65.1	64.3	-	67.7	-
19/07/19 22:00	5	78.4	78.2	65.4	-	78.4	-
19/07/19 23:00	2	78.7	78.2	69.7	-	-	78.7
20/07/19 0:00	1	74.4	73.3	69.5	-	-	74.4
20/07/19 1:00	-	67.3	-	68.5	-	-	67.3
20/07/19 2:00	1	65.4	45.1	66.4	-	-	65.4
20/07/19 3:00	-	66.1	-	66.5	-	-	66.1
20/07/19 4:00	-	66.5	-	67.1	-	-	66.5
20/07/19 5:00	-	68.7	-	70.2	-	-	68.7
20/07/19 6:00	3	75.0	73.5	71.5	-	-	75.0
	112	**71.0**	**69.9**	**65.7**	**66.2**	**73.8**	**73.0**

Location: NDB-Hamm NMT # 4

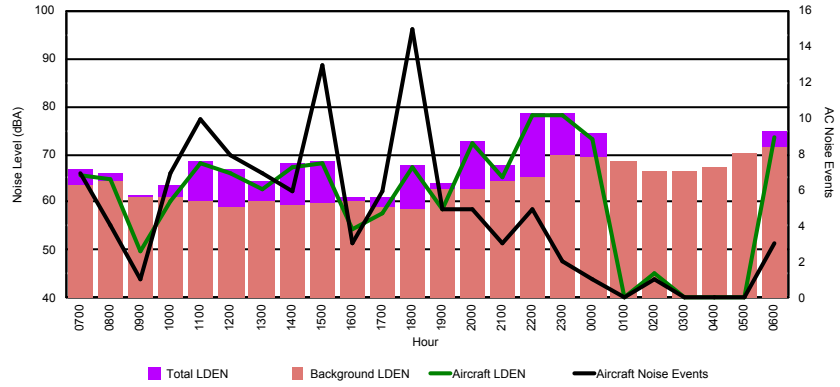

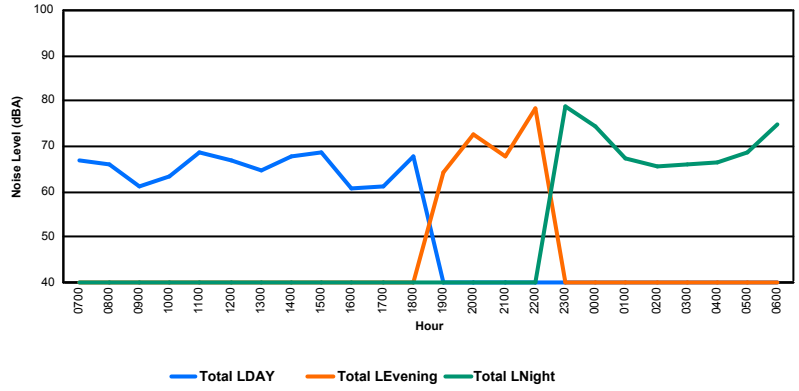

LE GOUVERNEMENT
DU GRAND-DUCHÉ DE LUXEMBOURG
Administration de la navigation aérienne

Luxembourg Airport

Noise Distribution by Hour

Between 20/07/2019 00:00:00 and 20/07/2019 23:59:59 (Local Time)

Day	Aircraft Events	Total LDEN dB (A)	Aircraft LDEN dB(A)	Background LDEN dB(A)	Total LDay dB(A)	Total LEvening dB(A)	Total LNight dB (A)
20/07/19 7:00	3	53.0	50.3	49.8	53.0	-	-
20/07/19 8:00	3	52.4	51.5	45.3	52.4	-	-
20/07/19 9:00	8	61.4	61.2	49.4	61.4	-	-
20/07/19 10:00	8	56.3	54.8	51.2	56.3	-	-
20/07/19 11:00	4	51.9	49.1	48.8	51.9	-	-
20/07/19 12:00	9	59.4	58.6	52.3	59.4	-	-
20/07/19 13:00	3	54.4	50.7	52.0	54.4	-	-
20/07/19 14:00	2	53.6	46.3	52.7	53.6	-	-
20/07/19 15:00	6	61.0	58.3	57.7	61.0	-	-
20/07/19 16:00	4	59.5	56.9	56.4	59.5	-	-
20/07/19 17:00	7	57.3	55.1	53.6	57.3	-	-
20/07/19 18:00	3	51.5	46.0	50.1	51.5	-	-
20/07/19 19:00	4	63.1	62.6	54.0	-	63.1	-
20/07/19 20:00	6	63.5	63.0	53.3	-	63.5	-
20/07/19 21:00	4	60.1	57.3	57.0	-	60.1	-
20/07/19 22:00	11	64.2	60.3	62.1	-	64.2	-
20/07/19 23:00	2	67.0	61.1	65.8	-	-	67.0
21/07/19 0:00	-	64.0	-	65.1	-	-	64.0
21/07/19 1:00	-	60.9	-	60.9	-	-	60.9
21/07/19 2:00	-	53.8	-	53.8	-	-	53.8
21/07/19 3:00	1	64.3	64.0	52.5	-	-	64.3
21/07/19 4:00	-	43.5	-	43.5	-	-	43.5
21/07/19 5:00	-	49.5	-	49.6	-	-	49.5
21/07/19 6:00	1	64.7	64.5	50.1	-	-	64.7
	89	**60.9**	**58.3**	**57.6**	**57.4**	**63.0**	**62.7**

Location: Roodt/Syr NMT # 1

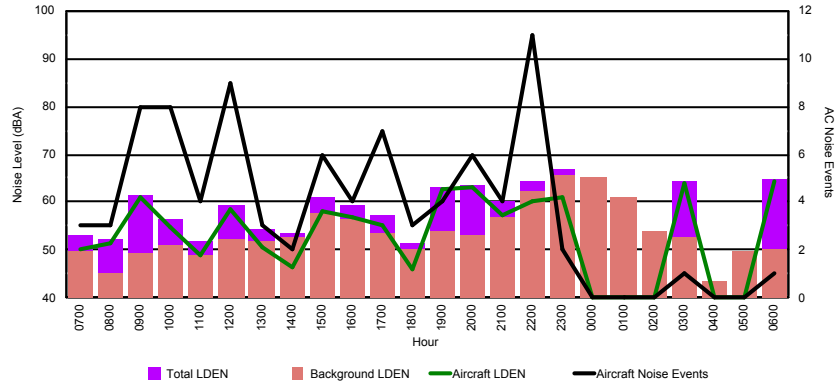

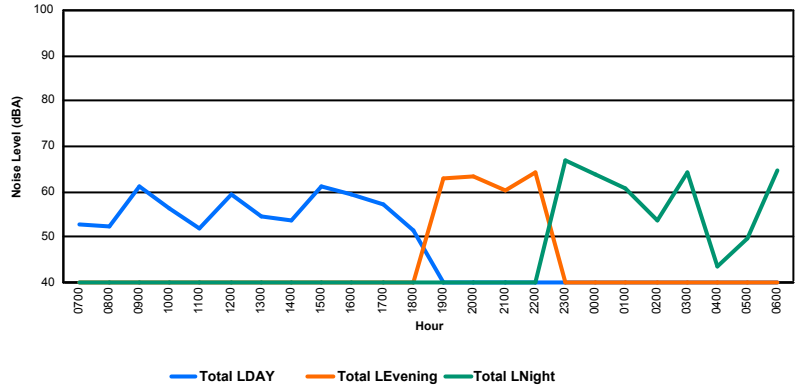

LE GOUVERNEMENT
DU GRAND-DUCHÉ DE LUXEMBOURG
Administration de la navigation aérienne

Luxembourg Airport

Noise Distribution by Hour

Between 20/07/2019 00:00:00 and 20/07/2019 23:59:59 (Local Time)

Day	Aircraft Events	Total LDEN dB (A)	Aircraft LDEN dB(A)	Background LDEN dB(A)	Total LDay dB(A)	Total LEvening dB(A)	Total LNight dB (A)
20/07/19 7:00	4	62.0	61.6	51.0	62.0	-	-
20/07/19 8:00	4	61.4	61.0	50.6	61.4	-	-
20/07/19 9:00	8	74.4	74.3	53.1	74.4	-	-
20/07/19 10:00	9	68.1	67.9	54.2	68.1	-	-
20/07/19 11:00	6	64.1	63.7	53.4	64.1	-	-
20/07/19 12:00	9	71.8	71.8	54.7	71.8	-	-
20/07/19 13:00	5	63.6	63.0	54.8	63.6	-	-
20/07/19 14:00	2	62.9	62.1	55.4	62.9	-	-
20/07/19 15:00	6	72.6	72.6	56.3	72.6	-	-
20/07/19 16:00	4	71.1	70.9	57.1	71.1	-	-
20/07/19 17:00	7	69.5	69.3	55.4	69.5	-	-
20/07/19 18:00	4	62.5	61.7	54.8	62.5	-	-
20/07/19 19:00	5	76.8	76.7	58.9	-	76.8	-
20/07/19 20:00	6	77.4	77.4	57.7	-	77.4	-
20/07/19 21:00	4	72.7	72.6	57.3	-	72.7	-
20/07/19 22:00	10	74.0	73.8	59.9	-	74.0	-
20/07/19 23:00	3	76.4	76.2	63.9	-	-	76.4
21/07/19 0:00	-	61.3	-	61.3	-	-	61.3
21/07/19 1:00	-	57.9	-	57.9	-	-	57.9
21/07/19 2:00	-	54.7	-	54.7	-	-	54.7
21/07/19 3:00	1	76.7	76.6	54.6	-	-	76.7
21/07/19 4:00	-	51.7	-	51.7	-	-	51.7
21/07/19 5:00	-	52.9	-	52.9	-	-	52.9
21/07/19 6:00	1	77.8	77.7	59.8	-	-	77.8
	98	**72.2**	**72.1**	**57.2**	**69.2**	**75.6**	**72.8**

Location: DVOR NMT # 2

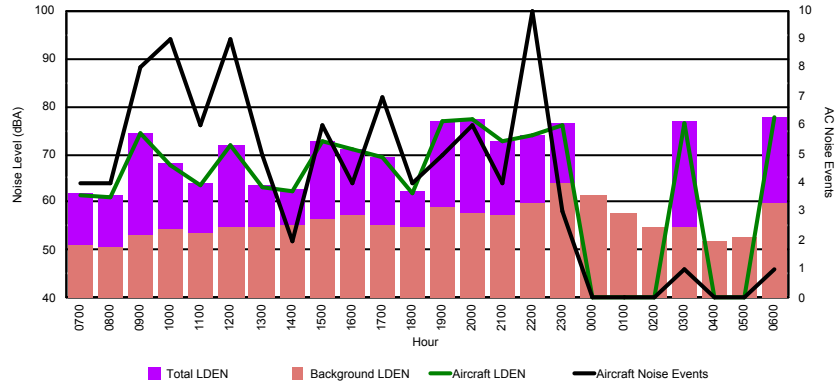

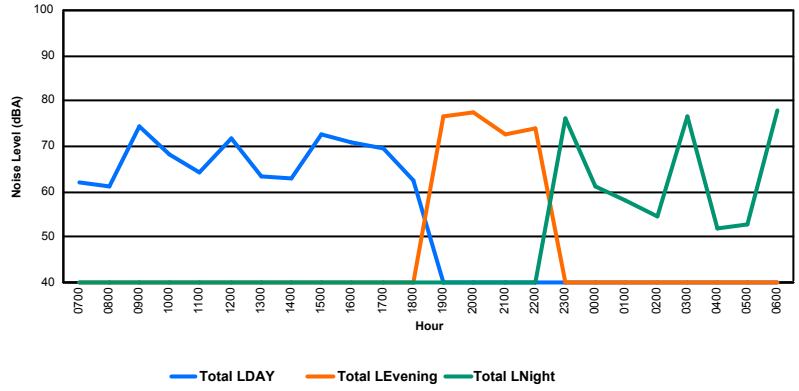

LE GOUVERNEMENT
DU GRAND-DUCHÉ DE LUXEMBOURG
Administration de la navigation aérienne

Luxembourg Airport

Noise Distribution by Hour

Between 20/07/2019 00:00:00 and 20/07/2019 23:59:59 (Local Time)

Day	Aircraft Events	Total LDEN dB (A)	Aircraft LDEN dB(A)	Background LDEN dB(A)	Total LDay dB(A)	Total LEvening dB(A)	Total LNight dB (A)
20/07/19 7:00	4	63.7	62.8	56.7	63.7	-	-
20/07/19 8:00	6	65.2	64.1	58.8	65.2	-	-
20/07/19 9:00	4	73.4	68.6	71.7	73.4	-	-
20/07/19 10:00	3	64.7	62.1	61.2	64.7	-	-
20/07/19 11:00	7	64.4	63.2	58.4	64.4	-	-
20/07/19 12:00	4	71.5	67.0	69.6	71.5	-	-
20/07/19 13:00	12	68.9	68.7	56.8	68.9	-	-
20/07/19 14:00	6	65.8	64.0	61.0	65.8	-	-
20/07/19 15:00	5	66.0	57.6	65.4	66.0	-	-
20/07/19 16:00	2	67.8	63.2	66.0	67.8	-	-
20/07/19 17:00	3	62.7	58.0	61.0	62.7	-	-
20/07/19 18:00	5	66.1	62.9	63.2	66.1	-	-
20/07/19 19:00	2	74.9	70.6	72.9	-	74.9	-
20/07/19 20:00	3	67.7	64.8	64.6	-	67.7	-
20/07/19 21:00	1	69.9	49.2	69.9	-	69.9	-
20/07/19 22:00	3	73.6	73.3	62.8	-	73.6	-
20/07/19 23:00	3	75.0	74.7	63.5	-	-	75.0
21/07/19 0:00	1	59.6	54.1	58.2	-	-	59.6
21/07/19 1:00	-	52.4	-	52.4	-	-	52.4
21/07/19 2:00	-	51.1	-	51.1	-	-	51.1
21/07/19 3:00	-	62.2	-	62.2	-	-	62.2
21/07/19 4:00	-	54.0	-	54.0	-	-	54.0
21/07/19 5:00	-	57.9	-	57.9	-	-	57.9
21/07/19 6:00	7	77.7	73.7	75.8	-	-	77.7
	81	**70.0**	**67.2**	**66.9**	**68.0**	**72.4**	**70.7**

Location: Mid Runway NMT # 3

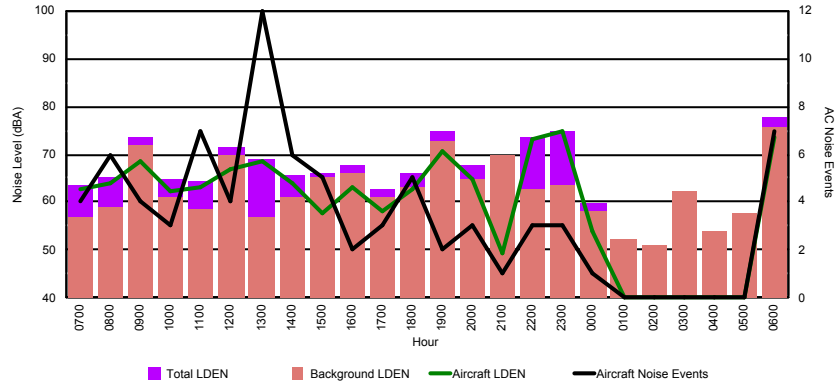

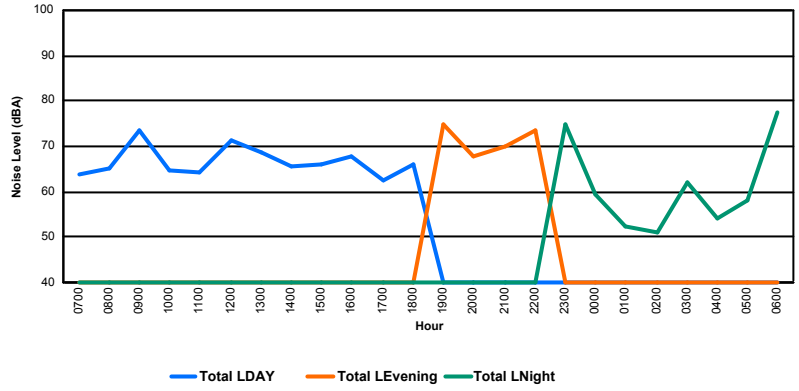

LE GOUVERNEMENT
DU GRAND-DUCHÉ DE LUXEMBOURG
Administration de la navigation aérienne

Luxembourg Airport

Noise Distribution by Hour

Between 20/07/2019 00:00:00 and 20/07/2019 23:59:59 (Local Time)

Day	Aircraft Events	Total LDEN dB (A)	Aircraft LDEN dB(A)	Background LDEN dB(A)	Total LDay dB(A)	Total LEvening dB(A)	Total LNight dB (A)
20/07/19 7:00	6	60.9	57.0	60.6	60.9	-	-
20/07/19 8:00	2	64.4	62.8	60.7	64.4	-	-
20/07/19 9:00	4	69.2	68.8	59.1	69.2	-	-
20/07/19 10:00	4	65.1	63.8	59.3	65.1	-	-
20/07/19 11:00	7	63.3	61.0	59.7	63.3	-	-
20/07/19 12:00	5	69.4	68.9	59.5	69.4	-	-
20/07/19 13:00	10	68.5	68.0	59.0	68.5	-	-
20/07/19 14:00	6	66.3	65.5	58.9	66.3	-	-
20/07/19 15:00	4	58.2	50.2	57.6	58.2	-	-
20/07/19 16:00	4	65.8	65.0	57.9	65.8	-	-
20/07/19 17:00	3	59.7	55.9	57.6	59.7	-	-
20/07/19 18:00	7	65.8	65.2	56.8	65.8	-	-
20/07/19 19:00	2	74.7	74.4	61.2	-	74.7	-
20/07/19 20:00	2	63.2	59.4	60.8	-	63.2	-
20/07/19 21:00	1	64.8	63.2	59.8	-	64.8	-
20/07/19 22:00	4	74.7	74.5	61.0	-	74.7	-
20/07/19 23:00	3	77.2	76.9	65.6	-	-	77.2
21/07/19 0:00	2	64.8	50.3	66.0	-	-	64.8
21/07/19 1:00	-	63.7	-	64.6	-	-	63.7
21/07/19 2:00	-	63.2	-	64.0	-	-	63.2
21/07/19 3:00	-	62.1	-	62.1	-	-	62.1
21/07/19 4:00	-	60.9	-	60.9	-	-	60.9
21/07/19 5:00	-	62.1	-	62.1	-	-	62.1
21/07/19 6:00	10	75.0	74.7	63.7	-	-	75.0
	86	**69.4**	**68.6**	**61.5**	**65.9**	**72.1**	**70.8**

Location: NDB-Hamm NMT # 4

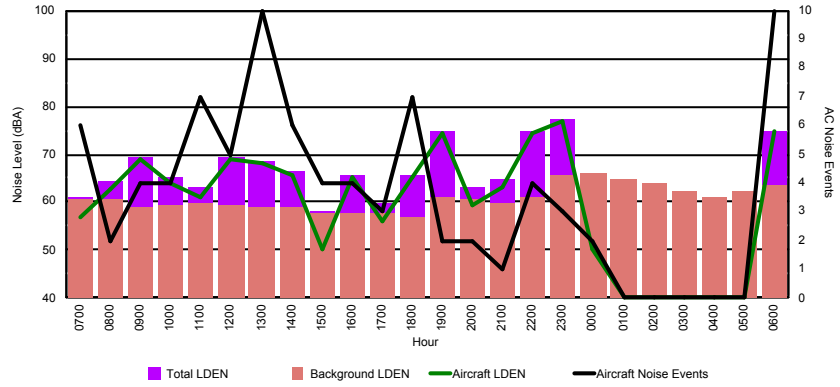

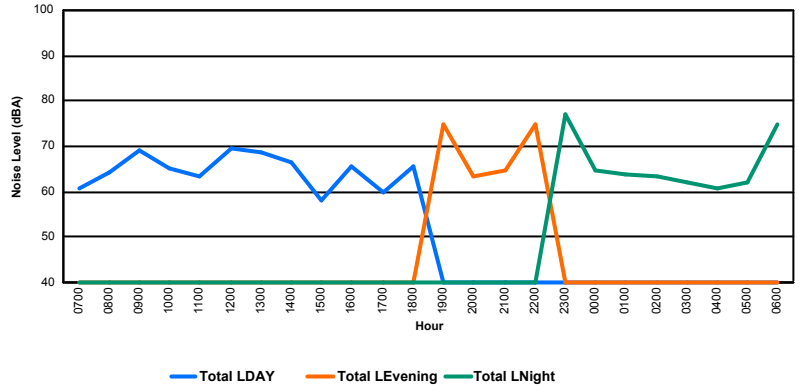

LE GOUVERNEMENT
DU GRAND-DUCHÉ DE LUXEMBOURG
Administration de la navigation aérienne

Luxembourg Airport

Noise Distribution by Hour

Between 21/07/2019 00:00:00 and 21/07/2019 23:59:59 (Local Time)

Day	Aircraft Events	Total LDEN dB (A)	Aircraft LDEN dB(A)	Background LDEN dB(A)	Total LDay dB(A)	Total LEvening dB(A)	Total LNight dB (A)
21/07/19 7:00	1	46.0	43.9	41.9	46.0	-	-
21/07/19 8:00	3	59.8	59.5	47.3	59.8	-	-
21/07/19 9:00	4	54.8	53.9	47.5	54.8	-	-
21/07/19 10:00	4	57.5	56.4	51.0	57.5	-	-
21/07/19 11:00	8	56.1	54.4	51.4	56.1	-	-
21/07/19 12:00	5	58.8	58.2	49.6	58.8	-	-
21/07/19 13:00	8	60.1	59.5	50.9	60.1	-	-
21/07/19 14:00	4	53.8	52.7	47.5	53.8	-	-
21/07/19 15:00	6	56.5	55.9	48.5	56.5	-	-
21/07/19 16:00	6	55.0	54.0	48.1	55.0	-	-
21/07/19 17:00	8	54.9	53.4	49.6	54.9	-	-
21/07/19 18:00	8	61.0	60.7	49.9	61.0	-	-
21/07/19 19:00	5	59.8	58.6	54.0	-	59.8	-
21/07/19 20:00	5	60.0	59.3	51.9	-	60.0	-
21/07/19 21:00	3	54.2	48.9	52.9	-	54.2	-
21/07/19 22:00	12	61.6	59.6	57.5	-	61.6	-
21/07/19 23:00	6	68.6	67.7	61.5	-	-	68.6
22/07/19 0:00	2	67.9	67.4	58.1	-	-	67.9
22/07/19 1:00	-	53.6	-	53.6	-	-	53.6
22/07/19 2:00	1	63.6	63.5	44.9	-	-	63.6
22/07/19 3:00	-	43.3	-	43.3	-	-	43.3
22/07/19 4:00	-	47.8	-	47.8	-	-	47.8
22/07/19 5:00	-	57.2	-	57.2	-	-	57.2
22/07/19 6:00	8	70.1	69.8	58.4	-	-	70.1
	107	**61.9**	**61.2**	**53.8**	**57.4**	**59.6**	**65.2**

Location: Roodt/Syr NMT # 1

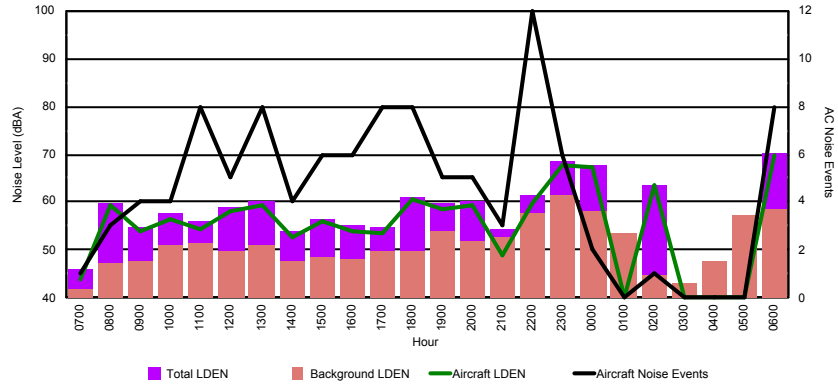

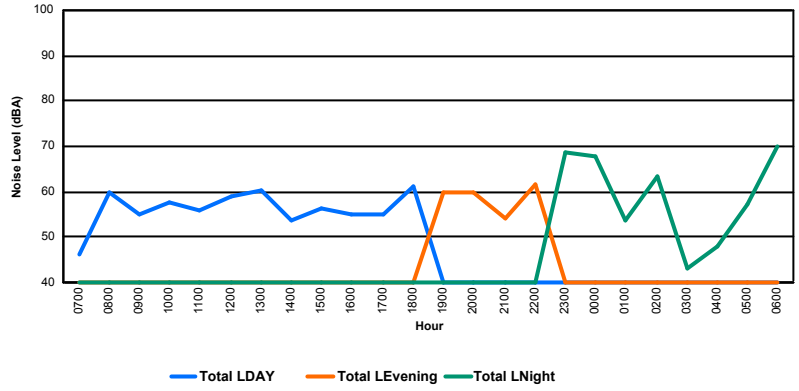

LE GOUVERNEMENT
DU GRAND-DUCHÉ DE LUXEMBOURG
Administration de la navigation aérienne

Luxembourg Airport

Noise Distribution by Hour

Between 21/07/2019 00:00:00 and 21/07/2019 23:59:59 (Local Time)

Day	Aircraft Events	Total LDEN dB (A)	Aircraft LDEN dB(A)	Background LDEN dB(A)	Total LDay dB(A)	Total LEvening dB(A)	Total LNight dB (A)
21/07/19 7:00	1	56.9	55.8	50.4	56.9	-	-
21/07/19 8:00	3	72.6	72.6	47.0	72.6	-	-
21/07/19 9:00	4	68.7	68.7	51.0	68.7	-	-
21/07/19 10:00	5	69.2	69.1	52.0	69.2	-	-
21/07/19 11:00	8	69.0	68.8	54.4	69.0	-	-
21/07/19 12:00	6	73.3	73.3	53.6	73.3	-	-
21/07/19 13:00	8	75.3	75.2	53.3	75.3	-	-
21/07/19 14:00	3	64.9	64.6	52.3	64.9	-	-
21/07/19 15:00	7	70.0	69.9	52.7	70.0	-	-
21/07/19 16:00	6	67.8	67.7	52.2	67.8	-	-
21/07/19 17:00	10	67.8	67.6	53.2	67.8	-	-
21/07/19 18:00	10	73.3	73.2	53.3	73.3	-	-
21/07/19 19:00	7	74.0	73.8	58.7	-	74.0	-
21/07/19 20:00	6	75.0	74.9	56.0	-	75.0	-
21/07/19 21:00	3	65.7	64.5	59.6	-	65.7	-
21/07/19 22:00	14	73.8	73.5	61.6	-	73.8	-
21/07/19 23:00	6	81.4	81.2	67.2	-	-	81.4
22/07/19 0:00	2	82.0	81.9	62.7	-	-	82.0
22/07/19 1:00	-	53.4	-	53.4	-	-	53.4
22/07/19 2:00	1	76.4	76.4	52.8	-	-	76.4
22/07/19 3:00	-	52.2	-	52.2	-	-	52.2
22/07/19 4:00	-	55.4	-	55.4	-	-	55.4
22/07/19 5:00	-	58.9	-	58.9	-	-	58.9
22/07/19 6:00	17	80.0	80.0	63.6	-	-	80.0
	127	**74.5**	**74.3**	**58.4**	**70.8**	**73.2**	**77.4**

Location: DVOR NMT # 2

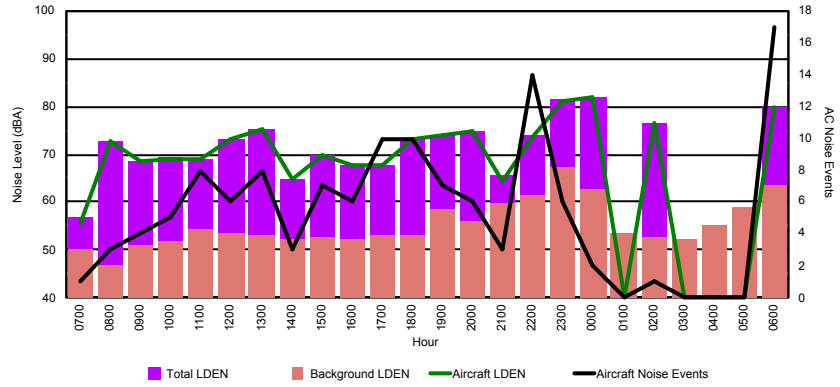

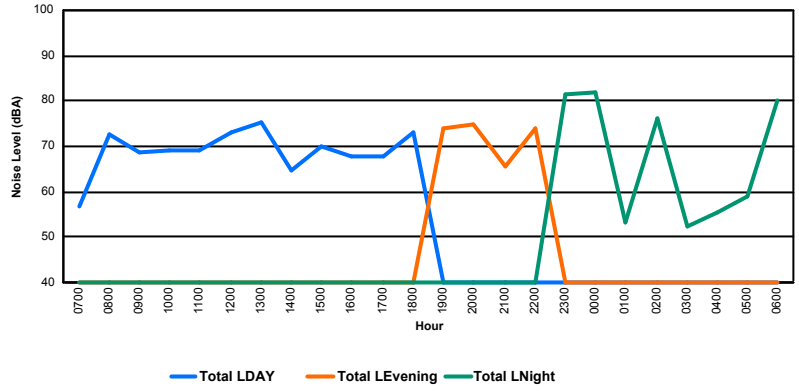

LE GOUVERNEMENT
DU GRAND-DUCHÉ DE LUXEMBOURG
Administration de la navigation aérienne

Luxembourg Airport

Noise Distribution by Hour

Between 21/07/2019 00:00:00 and 21/07/2019 23:59:59 (Local Time)

Day	Aircraft Events	Total LDEN dB (A)	Aircraft LDEN dB(A)	Background LDEN dB(A)	Total LDay dB(A)	Total LEvening dB(A)	Total LNight dB (A)
21/07/19 7:00	5	67.7	62.8	66.0	67.7	-	-
21/07/19 8:00	7	68.1	57.6	67.7	68.1	-	-
21/07/19 9:00	8	66.7	64.4	62.9	66.7	-	-
21/07/19 10:00	3	66.0	61.5	64.1	66.0	-	-
21/07/19 11:00	7	65.3	64.1	59.5	65.3	-	-
21/07/19 12:00	10	67.9	65.5	64.2	67.9	-	-
21/07/19 13:00	6	69.8	61.0	69.2	69.8	-	-
21/07/19 14:00	9	67.6	64.5	64.7	67.6	-	-
21/07/19 15:00	5	66.8	65.6	60.6	66.8	-	-
21/07/19 16:00	5	70.5	68.0	66.9	70.5	-	-
21/07/19 17:00	10	67.0	65.6	61.5	67.0	-	-
21/07/19 18:00	10	75.4	65.8	74.8	75.4	-	-
21/07/19 19:00	6	75.3	67.4	74.5	-	75.3	-
21/07/19 20:00	2	78.1	66.3	77.7	-	78.1	-
21/07/19 21:00	5	73.4	71.8	68.4	-	73.4	-
21/07/19 22:00	1	72.4	69.0	69.8	-	72.4	-
21/07/19 23:00	2	77.3	71.6	76.0	-	-	77.3
22/07/19 0:00	-	74.0	-	74.0	-	-	74.0
22/07/19 1:00	-	56.1	-	56.1	-	-	56.1
22/07/19 2:00	-	75.7	-	75.7	-	-	75.7
22/07/19 3:00	-	55.5	-	55.5	-	-	55.5
22/07/19 4:00	-	55.5	-	55.5	-	-	55.5
22/07/19 5:00	-	66.4	-	66.5	-	-	66.4
22/07/19 6:00	18	80.8	80.5	70.7	-	-	80.8
	119	**73.0**	**69.1**	**70.8**	**69.3**	**75.4**	**74.8**

Location: Mid Runway NMT # 3

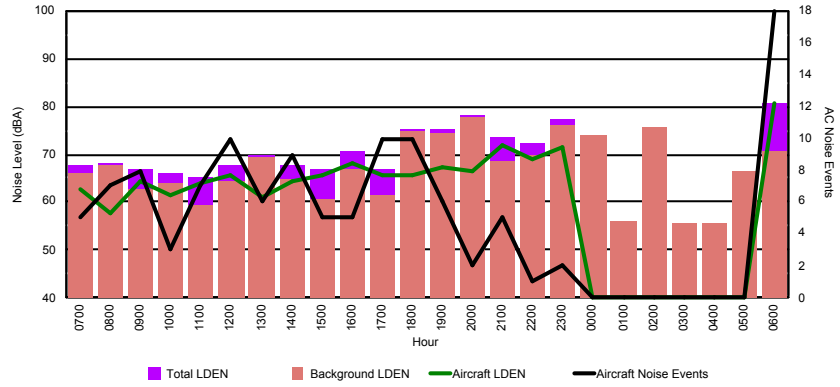

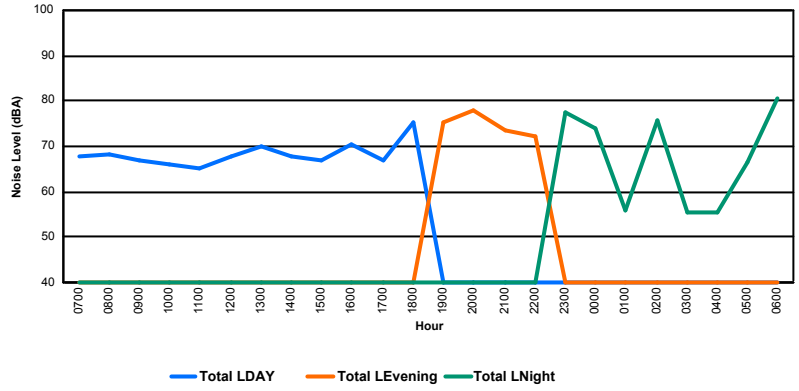

LE GOUVERNEMENT
DU GRAND-DUCHÉ DE LUXEMBOURG
Administration de la navigation aérienne

Luxembourg Airport

Noise Distribution by Hour

Between 21/07/2019 00:00:00 and 21/07/2019 23:59:59 (Local Time)

Day	Aircraft Events	Total LDEN dB (A)	Aircraft LDEN dB(A)	Background LDEN dB(A)	Total LDay dB(A)	Total LEvening dB(A)	Total LNight dB (A)
21/07/19 7:00	7	68.7	68.6	52.2	68.7	-	-
21/07/19 8:00	3	56.1	53.8	52.4	56.1	-	-
21/07/19 9:00	4	66.2	66.0	53.8	66.2	-	-
21/07/19 10:00	4	62.4	61.7	54.5	62.4	-	-
21/07/19 11:00	8	64.2	63.7	55.7	64.2	-	-
21/07/19 12:00	11	64.2	63.6	55.9	64.2	-	-
21/07/19 13:00	5	59.0	56.8	55.1	59.0	-	-
21/07/19 14:00	8	62.8	62.0	55.1	62.8	-	-
21/07/19 15:00	5	66.1	65.8	54.7	66.1	-	-
21/07/19 16:00	5	69.1	69.0	54.5	69.1	-	-
21/07/19 17:00	8	64.4	63.8	55.6	64.4	-	-
21/07/19 18:00	12	63.6	62.8	56.2	63.6	-	-
21/07/19 19:00	7	75.0	74.9	60.5	-	75.0	-
21/07/19 20:00	4	68.6	67.6	61.6	-	68.6	-
21/07/19 21:00	6	74.4	74.2	61.3	-	74.4	-
21/07/19 22:00	1	69.6	68.8	61.7	-	69.6	-
21/07/19 23:00	2	78.4	78.1	66.3	-	-	78.4
22/07/19 0:00	-	64.4	-	65.4	-	-	64.4
22/07/19 1:00	-	62.4	-	62.9	-	-	62.4
22/07/19 2:00	-	62.6	-	62.9	-	-	62.6
22/07/19 3:00	-	63.9	-	64.2	-	-	63.9
22/07/19 4:00	-	65.8	-	66.2	-	-	65.8
22/07/19 5:00	-	69.7	-	71.3	-	-	69.7
22/07/19 6:00	6	78.2	77.0	76.1	-	-	78.2
	106	**70.5**	**69.6**	**65.3**	**65.1**	**72.8**	**72.9**

Location: NDB-Hamm NMT # 4

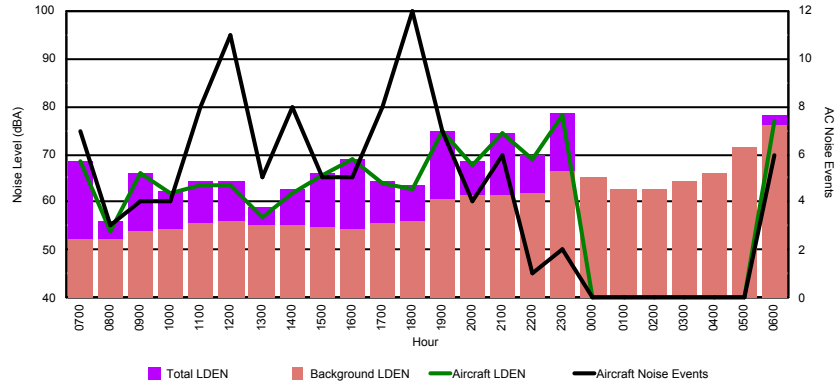

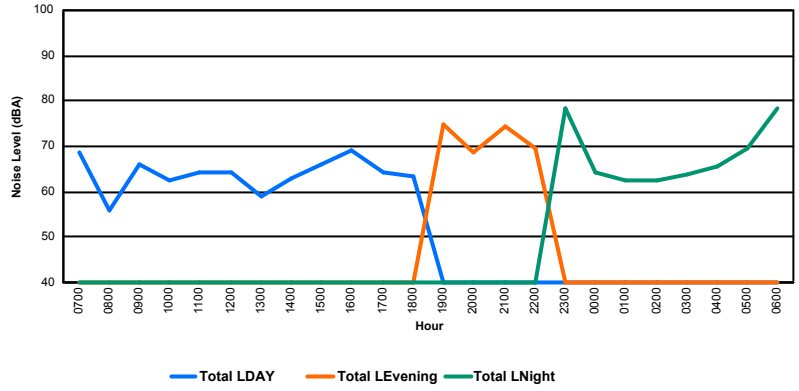

LE GOUVERNEMENT
DU GRAND-DUCHÉ DE LUXEMBOURG
Administration de la navigation aérienne

Luxembourg Airport

Noise Distribution by Hour

Between 22/07/2019 00:00:00 and 22/07/2019 23:59:59 (Local Time)

Day	Aircraft Events	Total LDEN dB (A)	Aircraft LDEN dB(A)	Background LDEN dB(A)	Total LDay dB(A)	Total LEvening dB(A)	Total LNight dB (A)
22/07/19 7:00	3	56.2	54.7	50.8	56.2	-	-
22/07/19 8:00	4	52.4	51.3	47.2	52.4	-	-
22/07/19 9:00	9	54.9	53.2	50.3	54.9	-	-
22/07/19 10:00	10	58.1	57.2	50.7	58.1	-	-
22/07/19 11:00	5	57.5	56.7	49.8	57.5	-	-
22/07/19 12:00	7	55.3	54.2	49.0	55.3	-	-
22/07/19 13:00	4	54.9	51.4	52.4	54.9	-	-
22/07/19 14:00	7	54.7	53.1	49.8	54.7	-	-
22/07/19 15:00	6	56.4	54.6	51.8	56.4	-	-
22/07/19 16:00	4	55.8	50.3	54.4	55.8	-	-
22/07/19 17:00	7	56.9	52.6	55.0	56.9	-	-
22/07/19 18:00	5	55.9	49.0	54.5	55.9	-	-
22/07/19 19:00	7	64.6	63.3	59.5	-	64.6	-
22/07/19 20:00	2	60.5	53.8	59.6	-	60.5	-
22/07/19 21:00	2	58.6	54.0	56.8	-	58.6	-
22/07/19 22:00	3	61.8	59.8	57.6	-	61.8	-
22/07/19 23:00	2	66.0	62.4	63.5	-	-	66.0
23/07/19 0:00	-	60.9	-	60.9	-	-	60.9
23/07/19 1:00	-	58.0	-	58.0	-	-	58.0
23/07/19 2:00	-	52.7	-	52.7	-	-	52.7
23/07/19 3:00	-	53.2	-	53.2	-	-	53.2
23/07/19 4:00	-	53.9	-	53.9	-	-	53.9
23/07/19 5:00	-	62.1	-	62.1	-	-	62.1
23/07/19 6:00	8	66.9	64.7	63.3	-	-	66.9
	95	**60.0**	**56.7**	**57.4**	**56.0**	**61.9**	**62.1**

Location: Roodt/Syr NMT # 1

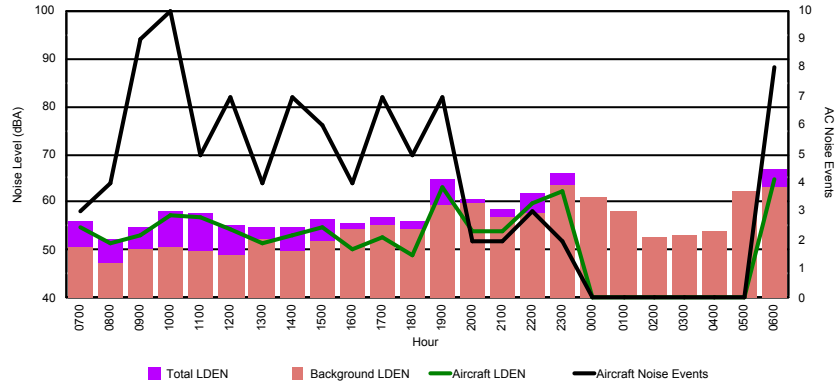

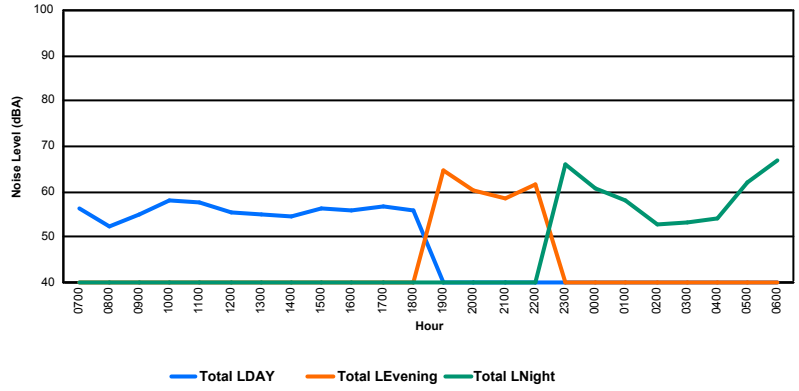

LE GOUVERNEMENT
DU GRAND-DUCHÉ DE LUXEMBOURG
Administration de la navigation aérienne

Luxembourg Airport

Noise Distribution by Hour

Between 22/07/2019 00:00:00 and 22/07/2019 23:59:59 (Local Time)

Day	Aircraft Events	Total LDEN dB (A)	Aircraft LDEN dB(A)	Background LDEN dB(A)	Total LDay dB(A)	Total LEvening dB(A)	Total LNight dB (A)
22/07/19 7:00	5	68.1	68.0	52.7	68.1	-	-
22/07/19 8:00	4	66.6	65.6	59.6	66.6	-	-
22/07/19 9:00	12	69.0	68.3	61.0	69.0	-	-
22/07/19 10:00	12	71.8	71.7	55.2	71.8	-	-
22/07/19 11:00	7	70.5	70.4	53.0	70.5	-	-
22/07/19 12:00	7	67.4	67.3	50.3	67.4	-	-
22/07/19 13:00	5	66.9	66.9	49.2	66.9	-	-
22/07/19 14:00	9	68.1	68.0	51.2	68.1	-	-
22/07/19 15:00	7	71.0	71.0	49.8	71.0	-	-
22/07/19 16:00	5	63.6	63.4	50.2	63.6	-	-
22/07/19 17:00	7	66.5	66.4	49.7	66.5	-	-
22/07/19 18:00	8	64.4	64.2	50.0	64.4	-	-
22/07/19 19:00	7	77.9	77.9	56.3	-	77.9	-
22/07/19 20:00	3	64.4	64.1	53.5	-	64.4	-
22/07/19 21:00	5	66.4	66.0	55.8	-	66.4	-
22/07/19 22:00	5	75.7	75.6	59.2	-	75.7	-
22/07/19 23:00	2	77.6	77.4	64.9	-	-	77.6
23/07/19 0:00	-	62.3	-	62.3	-	-	62.3
23/07/19 1:00	-	61.0	-	61.1	-	-	61.0
23/07/19 2:00	-	53.1	-	53.1	-	-	53.1
23/07/19 3:00	-	51.9	-	51.9	-	-	51.9
23/07/19 4:00	-	54.3	-	54.3	-	-	54.3
23/07/19 5:00	-	58.2	-	58.2	-	-	58.2
23/07/19 6:00	14	76.3	76.2	61.7	-	-	76.3
	124	**70.9**	**70.7**	**57.8**	**68.5**	**74.2**	**71.2**

Location: DVOR NMT # 2

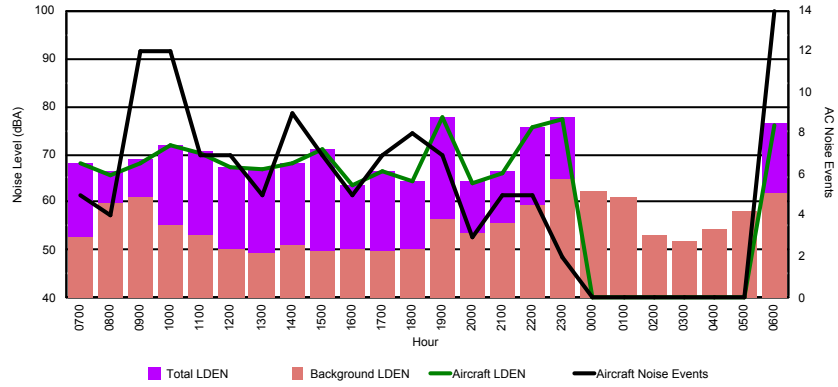

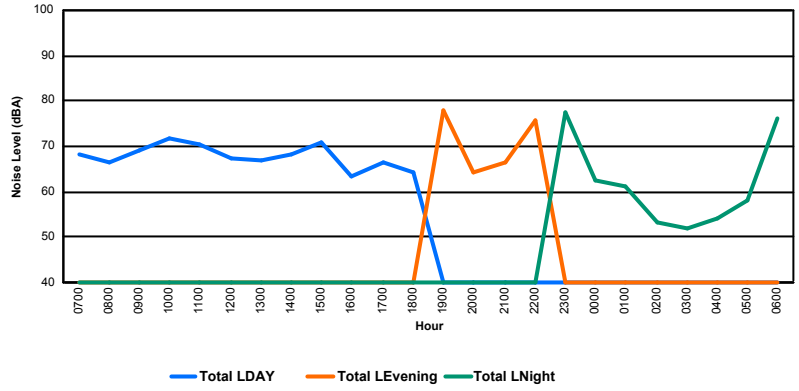

LE GOUVERNEMENT
DU GRAND-DUCHÉ DE LUXEMBOURG
Administration de la navigation aérienne

Luxembourg Airport

Noise Distribution by Hour

Between 22/07/2019 00:00:00 and 22/07/2019 23:59:59 (Local Time)

Day	Aircraft Events	Total LDEN dB (A)	Aircraft LDEN dB(A)	Background LDEN dB(A)	Total LDay dB(A)	Total LEvening dB(A)	Total LNight dB (A)
22/07/19 7:00	4	65.4	62.6	62.3	65.4	-	-
22/07/19 8:00	5	67.6	57.5	67.3	67.6	-	-
22/07/19 9:00	7	68.7	64.6	66.7	68.7	-	-
22/07/19 10:00	8	73.5	68.1	72.4	73.5	-	-
22/07/19 11:00	7	70.0	67.5	67.0	70.0	-	-
22/07/19 12:00	7	68.0	66.2	63.5	68.0	-	-
22/07/19 13:00	15	70.0	67.7	66.5	70.0	-	-
22/07/19 14:00	8	72.9	67.2	71.8	72.9	-	-
22/07/19 15:00	12	67.9	65.9	63.6	67.9	-	-
22/07/19 16:00	8	67.1	66.6	57.9	67.1	-	-
22/07/19 17:00	7	69.1	64.4	67.4	69.1	-	-
22/07/19 18:00	8	68.9	67.1	64.4	68.9	-	-
22/07/19 19:00	10	76.3	70.1	75.1	-	76.3	-
22/07/19 20:00	3	68.8	68.0	60.7	-	68.8	-
22/07/19 21:00	6	70.4	69.8	61.7	-	70.4	-
22/07/19 22:00	5	74.1	73.7	63.3	-	74.1	-
22/07/19 23:00	2	75.8	74.9	68.6	-	-	75.8
23/07/19 0:00	-	56.0	-	56.0	-	-	56.0
23/07/19 1:00	-	56.4	-	56.4	-	-	56.4
23/07/19 2:00	-	56.8	-	56.8	-	-	56.8
23/07/19 3:00	-	57.4	-	57.4	-	-	57.4
23/07/19 4:00	-	57.2	-	57.2	-	-	57.2
23/07/19 5:00	-	59.3	-	59.3	-	-	59.3
23/07/19 6:00	16	78.8	78.6	67.1	-	-	78.8
	138	**71.2**	**69.2**	**67.0**	**69.7**	**73.4**	**71.7**

Location: Mid Runway NMT # 3

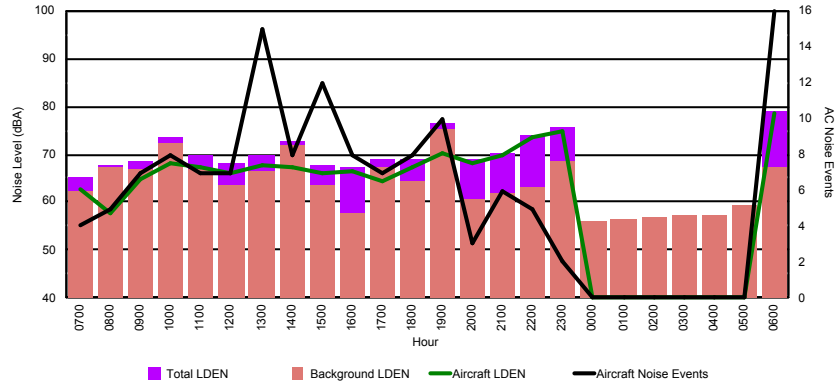

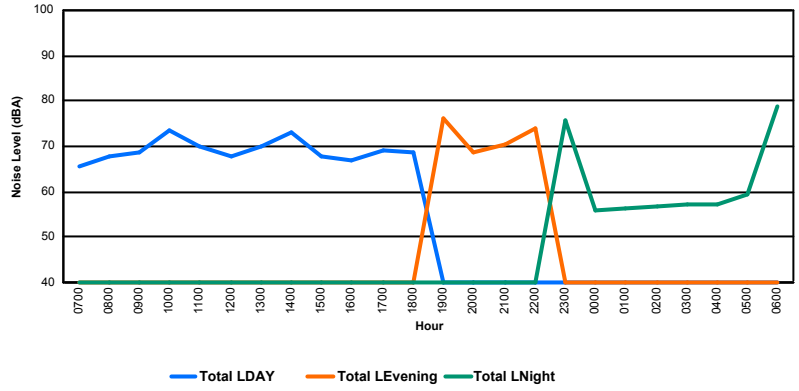

LE GOUVERNEMENT
DU GRAND-DUCHÉ DE LUXEMBOURG
Administration de la navigation aérienne

Luxembourg Airport

Noise Distribution by Hour

Between 22/07/2019 00:00:00 and 22/07/2019 23:59:59 (Local Time)

Day	Aircraft Events	Total LDEN dB (A)	Aircraft LDEN dB(A)	Background LDEN dB(A)	Total LDay dB(A)	Total LEvening dB(A)	Total LNight dB (A)
22/07/19 7:00	5	65.7	63.3	65.6	65.7	-	-
22/07/19 8:00	6	63.1	59.8	64.0	63.1	-	-
22/07/19 9:00	5	66.8	65.7	60.7	66.8	-	-
22/07/19 10:00	12	67.8	67.0	60.6	67.8	-	-
22/07/19 11:00	9	64.1	61.6	60.8	64.1	-	-
22/07/19 12:00	7	66.1	64.9	60.1	66.1	-	-
22/07/19 13:00	6	63.9	61.0	61.0	63.9	-	-
22/07/19 14:00	6	62.6	59.0	60.3	62.6	-	-
22/07/19 15:00	8	66.8	66.0	59.3	66.8	-	-
22/07/19 16:00	5	68.3	67.8	59.3	68.3	-	-
22/07/19 17:00	9	64.9	63.7	58.8	64.9	-	-
22/07/19 18:00	11	67.2	66.6	58.2	67.2	-	-
22/07/19 19:00	7	65.7	61.3	64.0	-	65.7	-
22/07/19 20:00	9	71.7	71.0	63.8	-	71.7	-
22/07/19 21:00	6	68.4	66.6	63.7	-	68.4	-
22/07/19 22:00	15	71.9	71.1	64.2	-	71.9	-
22/07/19 23:00	1	74.4	73.4	67.7	-	-	74.4
23/07/19 0:00	-	65.7	-	66.7	-	-	65.7
23/07/19 1:00	-	64.8	-	65.5	-	-	64.8
23/07/19 2:00	-	62.5	-	63.0	-	-	62.5
23/07/19 3:00	-	64.8	-	65.1	-	-	64.8
23/07/19 4:00	-	66.7	-	67.2	-	-	66.7
23/07/19 5:00	-	70.5	-	71.9	-	-	70.5
23/07/19 6:00	4	77.4	74.7	77.3	-	-	77.4
	131	**69.2**	**66.9**	**67.0**	**66.0**	**70.1**	**71.4**

Location: NDB-Hamm NMT # 4

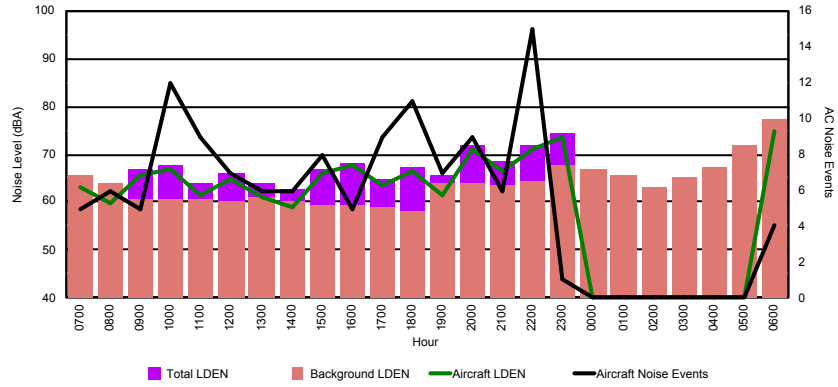

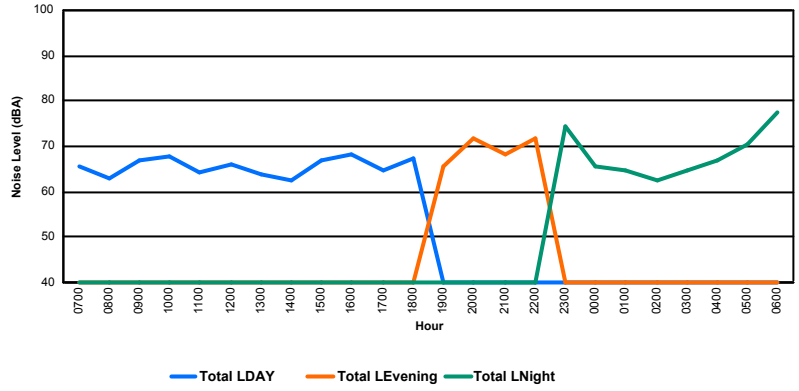

LE GOUVERNEMENT
DU GRAND-DUCHÉ DE LUXEMBOURG
Administration de la navigation aérienne

Luxembourg Airport

Noise Distribution by Hour

Between 23/07/2019 00:00:00 and 23/07/2019 23:59:59 (Local Time)

Day	Aircraft Events	Total LDEN dB (A)	Aircraft LDEN dB(A)	Background LDEN dB(A)	Total LDay dB(A)	Total LEvening dB(A)	Total LNight dB (A)
23/07/19 7:00	2	57.1	53.9	54.4	57.1	-	-
23/07/19 8:00	1	54.1	43.7	53.8	54.1	-	-
23/07/19 9:00	1	56.5	52.4	54.4	56.5	-	-
23/07/19 10:00	1	55.9	45.7	55.5	55.9	-	-
23/07/19 11:00	3	55.6	49.0	54.6	55.6	-	-
23/07/19 12:00	1	54.8	47.6	54.0	54.8	-	-
23/07/19 13:00	1	54.8	46.9	54.0	54.8	-	-
23/07/19 14:00	2	56.7	52.6	54.6	56.7	-	-
23/07/19 15:00	4	55.1	51.1	53.0	55.1	-	-
23/07/19 16:00	3	56.7	54.2	53.2	56.7	-	-
23/07/19 17:00	1	53.2	42.5	52.8	53.2	-	-
23/07/19 18:00	3	58.2	56.6	53.4	58.2	-	-
23/07/19 19:00	2	59.0	50.7	58.4	-	59.0	-
23/07/19 20:00	1	61.8	57.9	59.5	-	61.8	-
23/07/19 21:00	3	62.0	59.6	58.5	-	62.0	-
23/07/19 22:00	2	62.5	61.0	57.4	-	62.5	-
23/07/19 23:00	1	61.1	54.9	59.9	-	-	61.1
24/07/19 0:00	-	58.4	-	58.5	-	-	58.4
24/07/19 1:00	-	53.8	-	53.9	-	-	53.8
24/07/19 2:00	-	52.5	-	52.5	-	-	52.5
24/07/19 3:00	-	52.6	-	52.6	-	-	52.6
24/07/19 4:00	-	58.5	-	58.5	-	-	58.5
24/07/19 5:00	-	59.8	-	59.8	-	-	59.8
24/07/19 6:00	7	67.3	65.1	63.9	-	-	67.3
	39	**59.2**	**55.3**	**57.1**	**55.9**	**61.5**	**60.8**

Location: Roodt/Syr NMT # 1

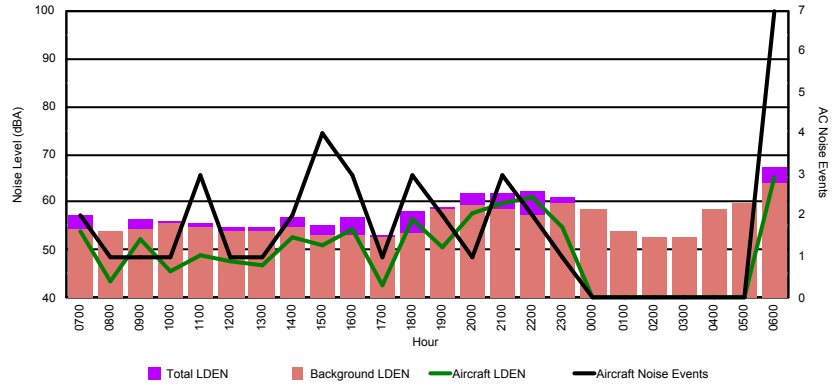

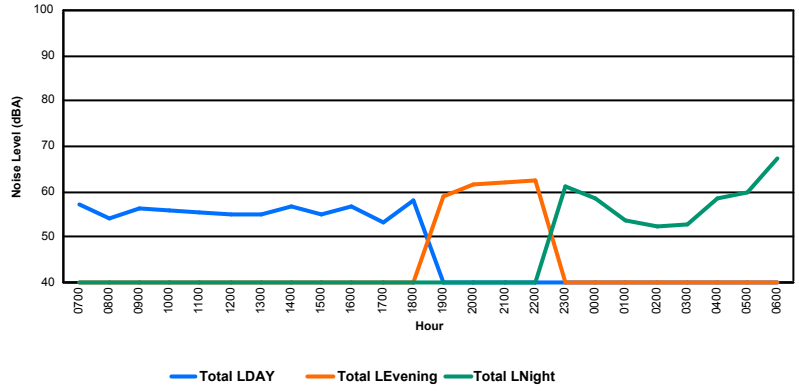

LE GOUVERNEMENT
DU GRAND-DUCHÉ DE LUXEMBOURG
Administration de la navigation aérienne

Luxembourg Airport

Noise Distribution by Hour

Between 23/07/2019 00:00:00 and 23/07/2019 23:59:59 (Local Time)

Day	Aircraft Events	Total LDEN dB (A)	Aircraft LDEN dB(A)	Background LDEN dB(A)	Total LDay dB(A)	Total LEvening dB(A)	Total LNight dB (A)
23/07/19 7:00	8	66.5	66.4	50.7	66.5	-	-
23/07/19 8:00	3	58.3	57.8	48.7	58.3	-	-
23/07/19 9:00	1	62.6	62.4	48.1	62.6	-	-
23/07/19 10:00	8	60.0	59.5	50.6	60.0	-	-
23/07/19 11:00	10	63.6	63.3	52.0	63.6	-	-
23/07/19 12:00	4	59.6	59.0	51.1	59.6	-	-
23/07/19 13:00	4	59.7	58.8	52.7	59.7	-	-
23/07/19 14:00	5	63.7	63.4	52.1	63.7	-	-
23/07/19 15:00	9	64.7	64.5	52.9	64.7	-	-
23/07/19 16:00	8	67.3	67.2	52.0	67.3	-	-
23/07/19 17:00	6	57.4	56.1	51.7	57.4	-	-
23/07/19 18:00	9	70.6	70.5	51.6	70.6	-	-
23/07/19 19:00	8	64.5	63.9	55.9	-	64.5	-
23/07/19 20:00	3	70.6	70.5	54.3	-	70.6	-
23/07/19 21:00	5	73.6	73.6	55.5	-	73.6	-
23/07/19 22:00	3	74.3	74.2	57.8	-	74.3	-
23/07/19 23:00	1	66.2	63.7	62.5	-	-	66.2
24/07/19 0:00	-	60.8	-	60.8	-	-	60.8
24/07/19 1:00	-	60.2	-	60.2	-	-	60.2
24/07/19 2:00	-	56.8	-	56.8	-	-	56.8
24/07/19 3:00	-	54.3	-	54.3	-	-	54.3
24/07/19 4:00	-	55.1	-	55.1	-	-	55.1
24/07/19 5:00	-	59.2	-	59.2	-	-	59.2
24/07/19 6:00	14	75.9	75.7	62.9	-	-	75.9
	109	**67.8**	**67.5**	**56.7**	**64.6**	**72.0**	**67.7**

Location: DVOR NMT # 2

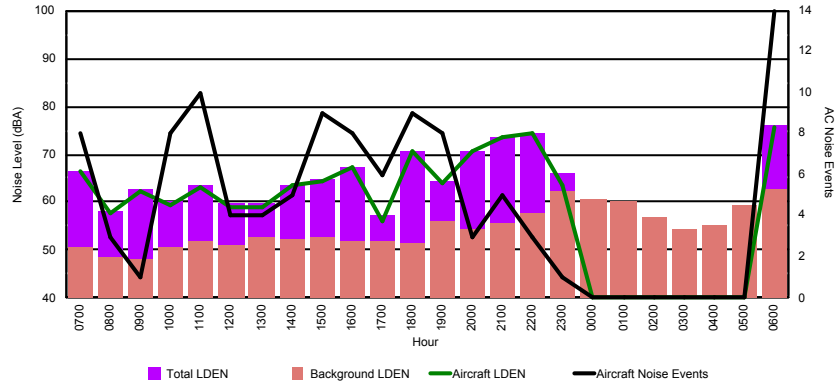

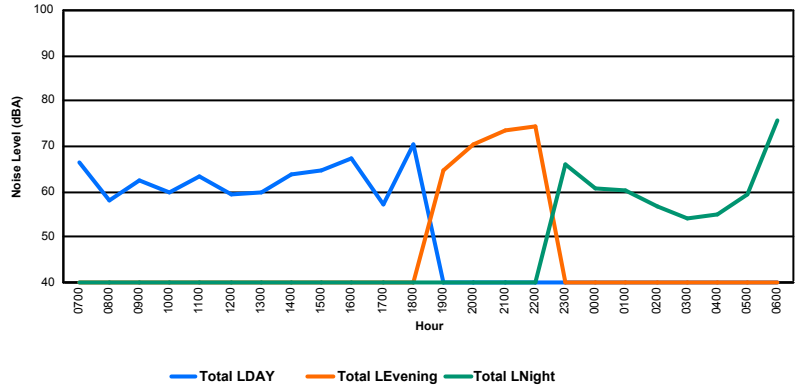

LE GOUVERNEMENT
DU GRAND-DUCHÉ DE LUXEMBOURG
Administration de la navigation aérienne

Luxembourg Airport

Noise Distribution by Hour

Between 23/07/2019 00:00:00 and 23/07/2019 23:59:59 (Local Time)

Day	Aircraft Events	Total LDEN dB (A)	Aircraft LDEN dB(A)	Background LDEN dB(A)	Total LDay dB(A)	Total LEvening dB(A)	Total LNight dB (A)
23/07/19 7:00	8	68.8	68.6	55.6	68.8	-	-
23/07/19 8:00	18	61.8	61.0	54.4	61.8	-	-
23/07/19 9:00	3	60.1	58.6	54.9	60.1	-	-
23/07/19 10:00	8	66.6	65.8	59.2	66.6	-	-
23/07/19 11:00	10	66.2	65.8	55.3	66.2	-	-
23/07/19 12:00	4	62.0	61.4	53.5	62.0	-	-
23/07/19 13:00	6	65.0	63.8	58.6	65.0	-	-
23/07/19 14:00	5	62.0	61.4	52.9	62.0	-	-
23/07/19 15:00	11	68.6	68.1	59.5	68.6	-	-
23/07/19 16:00	8	67.5	67.0	57.9	67.5	-	-
23/07/19 17:00	8	60.3	59.9	50.7	60.3	-	-
23/07/19 18:00	12	67.5	67.4	51.6	67.5	-	-
23/07/19 19:00	14	67.4	67.1	56.2	-	67.4	-
23/07/19 20:00	3	69.5	69.1	58.2	-	69.5	-
23/07/19 21:00	7	72.4	72.0	62.0	-	72.4	-
23/07/19 22:00	3	72.1	71.8	59.8	-	72.1	-
23/07/19 23:00	1	68.3	67.5	60.7	-	-	68.3
24/07/19 0:00	-	61.2	-	61.3	-	-	61.2
24/07/19 1:00	3	68.2	67.3	61.3	-	-	68.2
24/07/19 2:00	-	61.9	-	62.0	-	-	61.9
24/07/19 3:00	-	60.2	-	60.2	-	-	60.2
24/07/19 4:00	-	58.1	-	58.1	-	-	58.1
24/07/19 5:00	-	60.2	-	60.2	-	-	60.2
24/07/19 6:00	14	77.5	77.1	68.6	-	-	77.5
	146	**68.5**	**67.9**	**60.0**	**65.7**	**70.8**	**69.7**

Location: Mid Runway NMT # 3

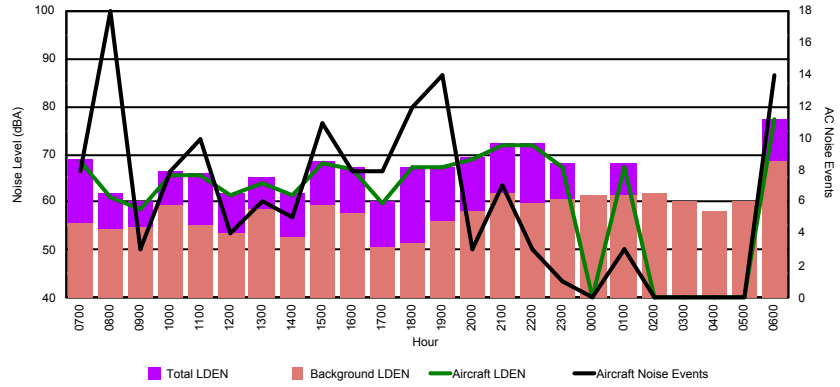

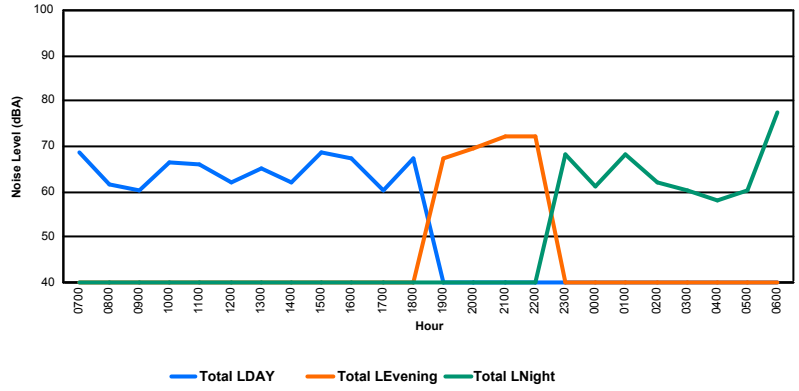

LE GOUVERNEMENT
DU GRAND-DUCHÉ DE LUXEMBOURG
Administration de la navigation aérienne

Luxembourg Airport

Noise Distribution by Hour

Between 23/07/2019 00:00:00 and 23/07/2019 23:59:59 (Local Time)

Day	Aircraft Events	Total LDEN dB (A)	Aircraft LDEN dB(A)	Background LDEN dB(A)	Total LDay dB(A)	Total LEvening dB(A)	Total LNight dB (A)
23/07/19 7:00	3	65.4	58.5	67.7	65.4	-	-
23/07/19 8:00	12	62.7	58.8	64.6	62.7	-	-
23/07/19 9:00	12	66.8	65.3	62.0	66.8	-	-
23/07/19 10:00	13	68.9	68.0	61.7	68.9	-	-
23/07/19 11:00	10	67.7	65.1	65.2	67.7	-	-
23/07/19 12:00	6	64.3	60.5	62.2	64.3	-	-
23/07/19 13:00	9	67.6	66.5	61.5	67.6	-	-
23/07/19 14:00	8	66.3	64.7	61.2	66.3	-	-
23/07/19 15:00	5	71.3	71.0	60.4	71.3	-	-
23/07/19 16:00	11	68.8	68.1	60.7	68.8	-	-
23/07/19 17:00	5	62.0	57.7	60.0	62.0	-	-
23/07/19 18:00	9	65.8	64.6	59.9	65.8	-	-
23/07/19 19:00	3	66.2	62.5	63.8	-	66.2	-
23/07/19 20:00	4	68.5	67.0	63.1	-	68.5	-
23/07/19 21:00	5	67.5	65.3	63.6	-	67.5	-
23/07/19 22:00	14	70.8	70.0	64.0	-	70.8	-
23/07/19 23:00	1	69.7	48.8	69.8	-	-	69.7
24/07/19 0:00	1	68.0	61.8	67.9	-	-	68.0
24/07/19 1:00	2	77.8	77.6	65.5	-	-	77.8
24/07/19 2:00	-	63.6	-	64.3	-	-	63.6
24/07/19 3:00	-	64.9	-	65.1	-	-	64.9
24/07/19 4:00	-	67.1	-	67.7	-	-	67.1
24/07/19 5:00	-	70.7	-	72.0	-	-	70.7
24/07/19 6:00	-	73.4	-	76.5	-	-	73.4
	133	**69.5**	**67.2**	**67.2**	**67.2**	**68.6**	**71.8**

Location: NDB-Hamm NMT # 4

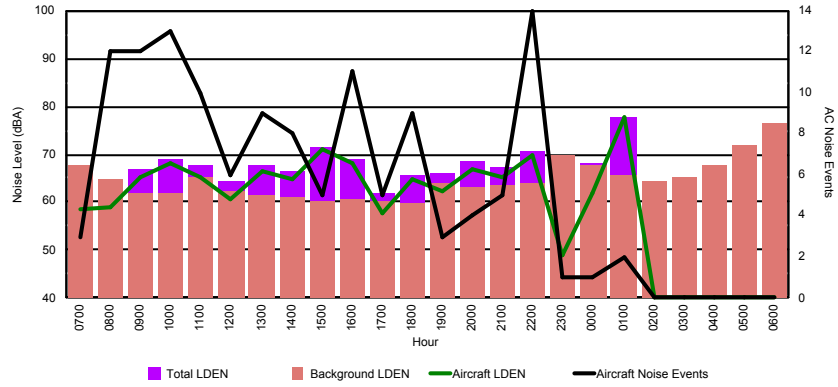

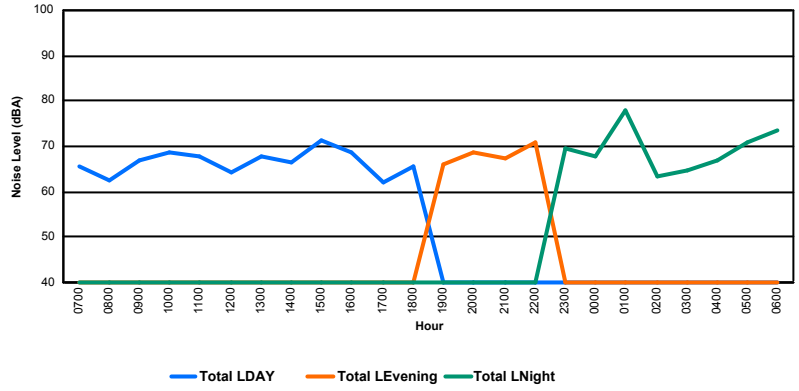

LE GOUVERNEMENT
DU GRAND-DUCHÉ DE LUXEMBOURG
Administration de la navigation aérienne

Luxembourg Airport

Noise Distribution by Hour

Between 24/07/2019 00:00:00 and 24/07/2019 23:59:59 (Local Time)

Day	Aircraft Events	Total LDEN dB (A)	Aircraft LDEN dB(A)	Background LDEN dB(A)	Total LDay dB(A)	Total LEvening dB(A)	Total LNight dB (A)
24/07/19 7:00	4	56.5	51.7	55.0	56.5	-	-
24/07/19 8:00	2	57.9	55.4	54.6	57.9	-	-
24/07/19 9:00	1	54.7	43.1	54.4	54.7	-	-
24/07/19 10:00	3	55.5	48.6	54.6	55.5	-	-
24/07/19 11:00	4	57.3	53.5	55.1	57.3	-	-
24/07/19 12:00	2	55.2	50.5	53.4	55.2	-	-
24/07/19 13:00	8	57.7	54.7	54.9	57.7	-	-
24/07/19 14:00	6	57.8	54.0	55.5	57.8	-	-
24/07/19 15:00	8	60.4	59.0	55.3	60.4	-	-
24/07/19 16:00	5	56.4	52.1	54.5	56.4	-	-
24/07/19 17:00	4	55.2	48.2	54.4	55.2	-	-
24/07/19 18:00	8	56.0	51.2	54.4	56.0	-	-
24/07/19 19:00	5	62.0	58.4	59.7	-	62.0	-
24/07/19 20:00	4	61.4	56.2	59.9	-	61.4	-
24/07/19 21:00	4	59.0	55.2	56.7	-	59.0	-
24/07/19 22:00	13	60.5	58.3	56.8	-	60.5	-
24/07/19 23:00	1	60.5	54.6	59.3	-	-	60.5
25/07/19 0:00	-	56.0	-	56.0	-	-	56.0
25/07/19 1:00	1	63.7	63.3	53.1	-	-	63.7
25/07/19 2:00	-	52.1	-	52.1	-	-	52.1
25/07/19 3:00	-	51.8	-	51.8	-	-	51.8
25/07/19 4:00	-	53.5	-	53.5	-	-	53.5
25/07/19 5:00	-	59.0	-	59.1	-	-	59.0
25/07/19 6:00	8	66.2	63.6	63.0	-	-	66.2
	91	**59.3**	**56.0**	**56.7**	**57.0**	**60.9**	**60.7**

Location: Roodt/Syr NMT # 1

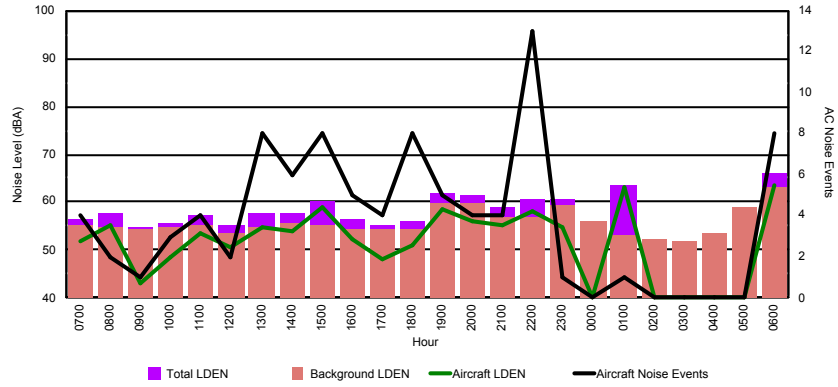

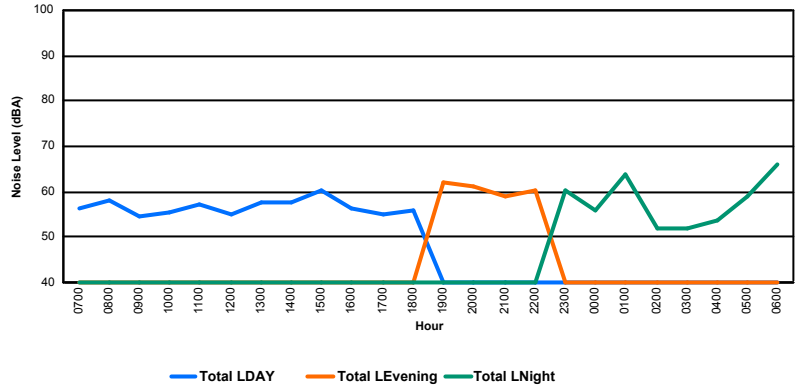

LE GOUVERNEMENT
DU GRAND-DUCHÉ DE LUXEMBOURG
Administration de la navigation aérienne

Luxembourg Airport

Noise Distribution by Hour

Between 24/07/2019 00:00:00 and 24/07/2019 23:59:59 (Local Time)

Day	Aircraft Events	Total LDEN dB (A)	Aircraft LDEN dB(A)	Background LDEN dB(A)	Total LDay dB(A)	Total LEvening dB(A)	Total LNight dB (A)
24/07/19 7:00	6	62.7	62.4	51.1	62.7	-	-
24/07/19 8:00	3	66.7	66.5	51.8	66.7	-	-
24/07/19 9:00	3	60.3	59.8	50.8	60.3	-	-
24/07/19 10:00	6	62.5	62.2	51.0	62.5	-	-
24/07/19 11:00	13	64.5	64.3	51.7	64.5	-	-
24/07/19 12:00	3	61.5	61.2	50.0	61.5	-	-
24/07/19 13:00	8	68.7	68.6	51.7	68.7	-	-
24/07/19 14:00	7	68.9	68.8	51.5	68.9	-	-
24/07/19 15:00	9	74.3	74.3	50.9	74.3	-	-
24/07/19 16:00	7	66.9	66.8	49.7	66.9	-	-
24/07/19 17:00	6	63.9	63.7	49.8	63.9	-	-
24/07/19 18:00	9	66.0	65.8	50.0	66.0	-	-
24/07/19 19:00	5	71.6	71.6	54.7	-	71.6	-
24/07/19 20:00	4	69.7	69.6	53.8	-	69.7	-
24/07/19 21:00	4	69.0	68.9	54.4	-	69.0	-
24/07/19 22:00	13	72.4	72.3	55.9	-	72.4	-
24/07/19 23:00	1	69.3	68.7	60.1	-	-	69.3
25/07/19 0:00	-	57.9	-	57.9	-	-	57.9
25/07/19 1:00	2	76.4	76.3	58.1	-	-	76.4
25/07/19 2:00	-	57.2	-	57.2	-	-	57.2
25/07/19 3:00	-	56.8	-	56.8	-	-	56.8
25/07/19 4:00	-	55.7	-	55.7	-	-	55.7
25/07/19 5:00	-	60.0	-	60.0	-	-	60.0
25/07/19 6:00	14	74.8	74.5	63.2	-	-	74.8
	123	**69.2**	**69.0**	**55.9**	**67.5**	**70.9**	**70.3**

Location: DVOR NMT # 2

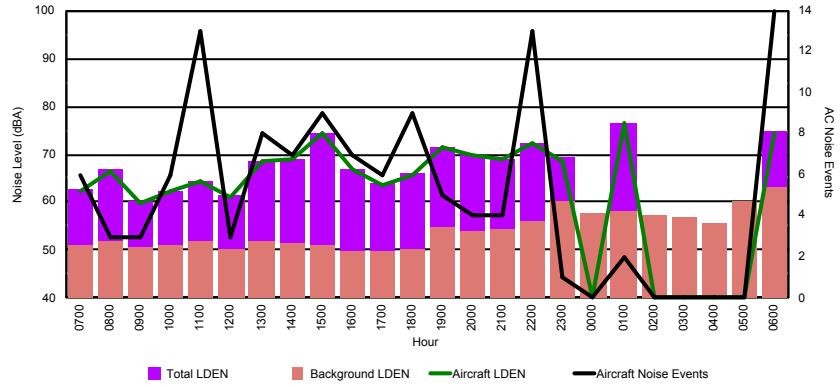

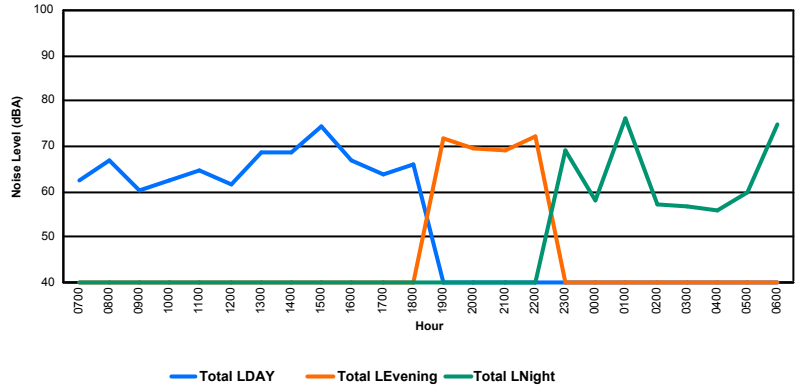

LE GOUVERNEMENT
DU GRAND-DUCHÉ DE LUXEMBOURG
Administration de la navigation aérienne

Luxembourg Airport

Noise Distribution by Hour

Between 24/07/2019 00:00:00 and 24/07/2019 23:59:59 (Local Time)

Day	Aircraft Events	Total LDEN dB (A)	Aircraft LDEN dB(A)	Background LDEN dB(A)	Total LDay dB(A)	Total LEvening dB(A)	Total LNight dB (A)
24/07/19 7:00	8	65.9	65.2	57.9	65.9	-	-
24/07/19 8:00	4	70.1	69.9	56.2	70.1	-	-
24/07/19 9:00	5	64.2	63.7	55.2	64.2	-	-
24/07/19 10:00	8	66.2	65.9	54.5	66.2	-	-
24/07/19 11:00	15	67.3	67.0	56.1	67.3	-	-
24/07/19 12:00	7	64.1	63.6	54.6	64.1	-	-
24/07/19 13:00	5	63.5	60.5	60.6	63.5	-	-
24/07/19 14:00	5	65.2	63.9	59.5	65.2	-	-
24/07/19 15:00	6	71.9	67.6	69.9	71.9	-	-
24/07/19 16:00	6	64.9	62.2	61.6	64.9	-	-
24/07/19 17:00	14	69.6	68.4	63.4	69.6	-	-
24/07/19 18:00	9	71.0	68.3	67.7	71.0	-	-
24/07/19 19:00	4	73.8	71.8	69.7	-	73.8	-
24/07/19 20:00	5	75.2	69.1	73.9	-	75.2	-
24/07/19 21:00	7	74.9	70.9	72.7	-	74.9	-
24/07/19 22:00	1	71.5	68.9	68.2	-	71.5	-
24/07/19 23:00	1	69.8	69.2	60.7	-	-	69.8
25/07/19 0:00	-	58.2	-	58.2	-	-	58.2
25/07/19 1:00	1	80.4	80.3	61.9	-	-	80.4
25/07/19 2:00	-	57.1	-	57.1	-	-	57.1
25/07/19 3:00	1	67.6	43.3	67.6	-	-	67.6
25/07/19 4:00	-	58.2	-	58.2	-	-	58.2
25/07/19 5:00	-	60.3	-	60.4	-	-	60.3
25/07/19 6:00	16	79.8	79.5	69.4	-	-	79.8
	128	**72.2**	**71.0**	**66.3**	**67.9**	**74.1**	**74.5**

Location: Mid Runway NMT # 3

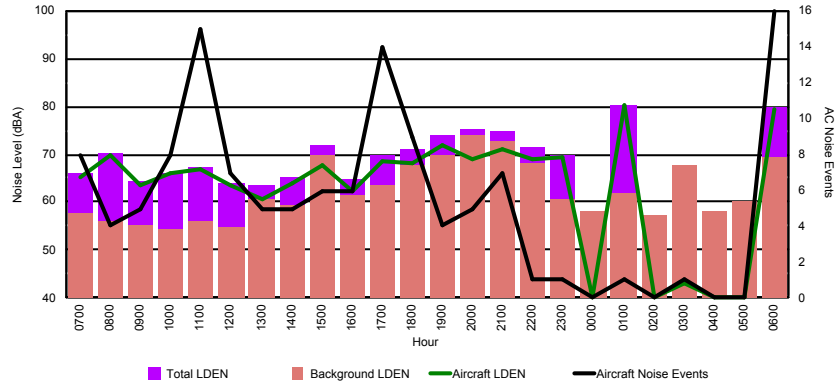

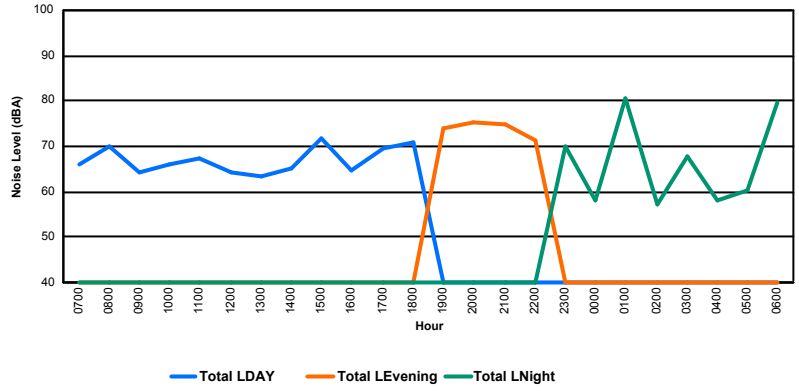

LE GOUVERNEMENT
DU GRAND-DUCHÉ DE LUXEMBOURG
Administration de la navigation aérienne

Luxembourg Airport

Noise Distribution by Hour

Between 24/07/2019 00:00:00 and 24/07/2019 23:59:59 (Local Time)

Day	Aircraft Events	Total LDEN dB (A)	Aircraft LDEN dB(A)	Background LDEN dB(A)	Total LDay dB(A)	Total LEvening dB(A)	Total LNight dB (A)
24/07/19 7:00	4	64.4	57.6	66.7	64.4	-	-
24/07/19 8:00	8	66.2	64.9	64.6	66.2	-	-
24/07/19 9:00	9	64.4	62.0	61.2	64.4	-	-
24/07/19 10:00	8	65.3	63.5	60.9	65.3	-	-
24/07/19 11:00	8	66.5	65.4	60.3	66.5	-	-
24/07/19 12:00	11	68.0	67.2	60.2	68.0	-	-
24/07/19 13:00	5	62.0	58.4	59.6	62.0	-	-
24/07/19 14:00	6	64.5	62.8	59.6	64.5	-	-
24/07/19 15:00	5	62.5	59.4	59.7	62.5	-	-
24/07/19 16:00	6	61.6	59.1	58.3	61.6	-	-
24/07/19 17:00	9	67.3	66.7	58.6	67.3	-	-
24/07/19 18:00	14	66.9	66.3	58.4	66.9	-	-
24/07/19 19:00	6	72.1	71.5	63.3	-	72.1	-
24/07/19 20:00	6	70.4	69.4	63.5	-	70.4	-
24/07/19 21:00	7	75.4	75.1	63.6	-	75.4	-
24/07/19 22:00	1	70.3	65.6	70.2	-	70.3	-
24/07/19 23:00	1	75.9	72.5	75.2	-	-	75.9
25/07/19 0:00	-	70.5	-	71.5	-	-	70.5
25/07/19 1:00	2	70.6	60.0	71.5	-	-	70.6
25/07/19 2:00	-	69.9	-	70.6	-	-	69.9
25/07/19 3:00	1	72.2	71.2	65.2	-	-	72.2
25/07/19 4:00	-	68.7	-	69.8	-	-	68.7
25/07/19 5:00	-	71.5	-	72.9	-	-	71.5
25/07/19 6:00	4	76.1	73.9	75.6	-	-	76.1
	121	**70.4**	**67.8**	**68.6**	**65.4**	**72.6**	**72.7**

Location: NDB-Hamm NMT # 4

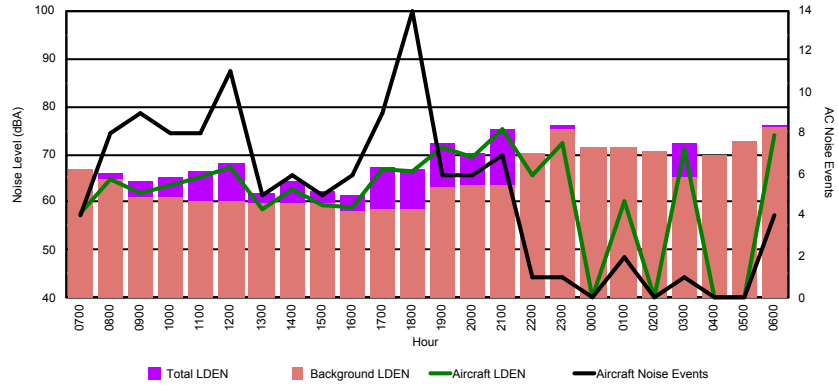

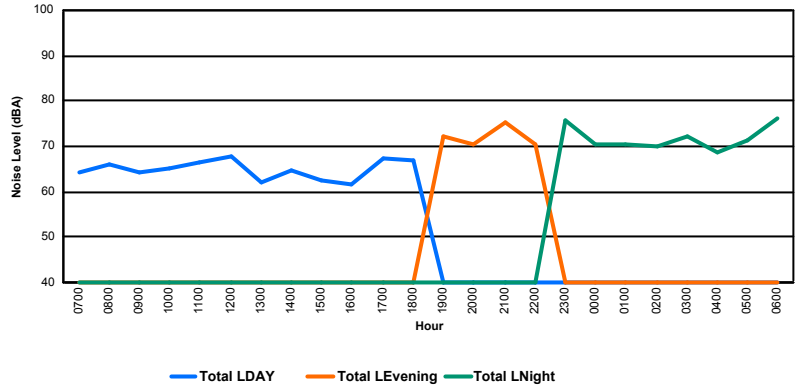

LE GOUVERNEMENT
DU GRAND-DUCHÉ DE LUXEMBOURG
Administration de la navigation aérienne

Luxembourg Airport

Noise Distribution by Hour

Between 25/07/2019 00:00:00 and 25/07/2019 23:59:59 (Local Time)

Day	Aircraft Events	Total LDEN dB (A)	Aircraft LDEN dB(A)	Background LDEN dB(A)	Total LDay dB(A)	Total LEvening dB(A)	Total LNight dB (A)
25/07/19 7:00	4	58.7	52.4	54.3	58.7	-	-
25/07/19 8:00	4	57.5	58.1	53.9	57.5	-	-
25/07/19 9:00	-	55.3	-	55.3	55.3	-	-
25/07/19 10:00	3	55.7	49.6	54.5	55.7	-	-
25/07/19 11:00	4	57.5	54.0	55.2	57.5	-	-
25/07/19 12:00	3	55.7	50.0	54.3	55.7	-	-
25/07/19 13:00	1	54.3	42.8	54.0	54.3	-	-
25/07/19 14:00	1	56.6	51.2	55.2	56.6	-	-
25/07/19 15:00	-	53.4	-	53.4	53.4	-	-
25/07/19 16:00	3	55.7	51.0	54.1	55.7	-	-
25/07/19 17:00	3	57.3	54.4	54.3	57.3	-	-
25/07/19 18:00	-	54.3	-	54.3	54.3	-	-
25/07/19 19:00	1	59.3	45.5	59.2	-	59.3	-
25/07/19 20:00	2	63.3	61.1	59.3	-	63.3	-
25/07/19 21:00	3	60.3	57.9	56.7	-	60.3	-
25/07/19 22:00	2	57.4	50.8	56.4	-	57.4	-
25/07/19 23:00	1	61.9	59.7	57.9	-	-	61.9
26/07/19 0:00	3	68.3	68.1	54.1	-	-	68.3
26/07/19 1:00	-	53.0	-	53.0	-	-	53.0
26/07/19 2:00	-	52.7	-	52.7	-	-	52.7
26/07/19 3:00	-	51.7	-	51.7	-	-	51.7
26/07/19 4:00	-	52.4	-	52.4	-	-	52.4
26/07/19 5:00	-	60.1	-	60.2	-	-	60.1
26/07/19 6:00	3	63.9	55.7	63.3	-	-	63.9
	41	**59.7**	**56.9**	**56.5**	**56.3**	**60.6**	**61.9**

Location: Roodt/Syr NMT # 1

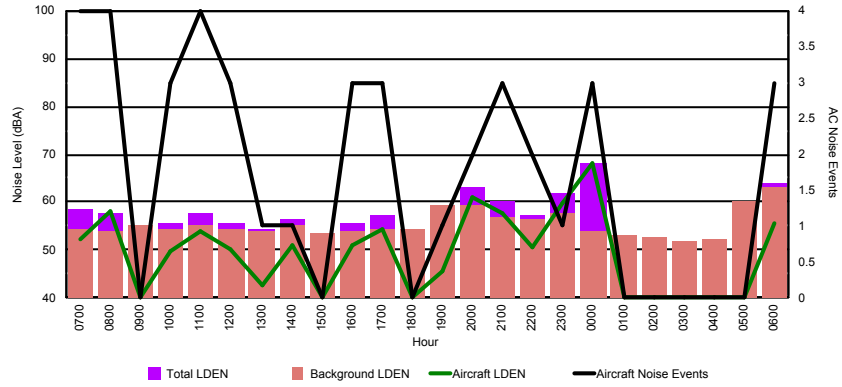

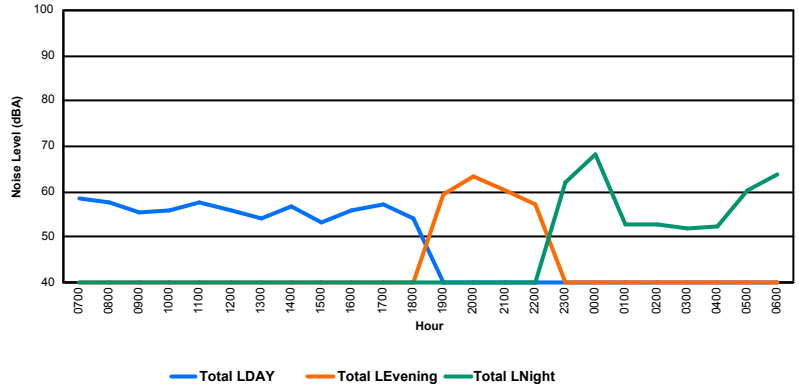

LE GOUVERNEMENT
DU GRAND-DUCHÉ DE LUXEMBOURG
Administration de la navigation aérienne

Luxembourg Airport

Noise Distribution by Hour

Between 25/07/2019 00:00:00 and 25/07/2019 23:59:59 (Local Time)

Day	Aircraft Events	Total LDEN dB (A)	Aircraft LDEN dB(A)	Background LDEN dB(A)	Total LDay dB(A)	Total LEvening dB(A)	Total LNight dB (A)
25/07/19 7:00	8	69.8	69.7	51.6	69.8	-	-
25/07/19 8:00	5	64.0	63.8	49.3	64.0	-	-
25/07/19 9:00	2	65.8	65.8	48.2	65.8	-	-
25/07/19 10:00	7	62.6	62.3	50.6	62.6	-	-
25/07/19 11:00	8	65.4	65.2	51.0	65.4	-	-
25/07/19 12:00	7	62.2	61.8	51.0	62.2	-	-
25/07/19 13:00	2	57.4	56.2	50.4	57.4	-	-
25/07/19 14:00	8	64.5	64.4	50.3	64.5	-	-
25/07/19 15:00	3	58.3	57.6	50.2	58.3	-	-
25/07/19 16:00	7	64.4	64.2	50.4	64.4	-	-
25/07/19 17:00	8	65.1	64.9	51.3	65.1	-	-
25/07/19 18:00	6	57.4	56.5	50.5	57.4	-	-
25/07/19 19:00	4	61.2	59.5	56.5	-	61.2	-
25/07/19 20:00	8	74.6	74.5	56.5	-	74.6	-
25/07/19 21:00	4	69.4	69.2	54.9	-	69.4	-
25/07/19 22:00	2	61.9	60.0	57.4	-	61.9	-
25/07/19 23:00	1	71.4	70.8	62.0	-	-	71.4
26/07/19 0:00	3	79.8	79.7	60.3	-	-	79.8
26/07/19 1:00	-	59.0	-	59.0	-	-	59.0
26/07/19 2:00	-	56.2	-	56.2	-	-	56.2
26/07/19 3:00	-	54.9	-	54.9	-	-	54.9
26/07/19 4:00	-	54.4	-	54.4	-	-	54.4
26/07/19 5:00	-	58.0	-	58.0	-	-	58.0
26/07/19 6:00	11	73.2	72.9	61.5	-	-	73.2
	104	**69.3**	**69.1**	**56.0**	**64.4**	**70.0**	**72.2**

Location: DVOR NMT # 2

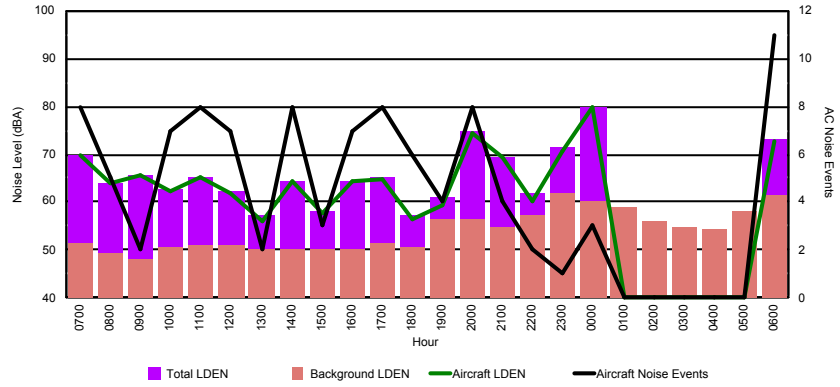

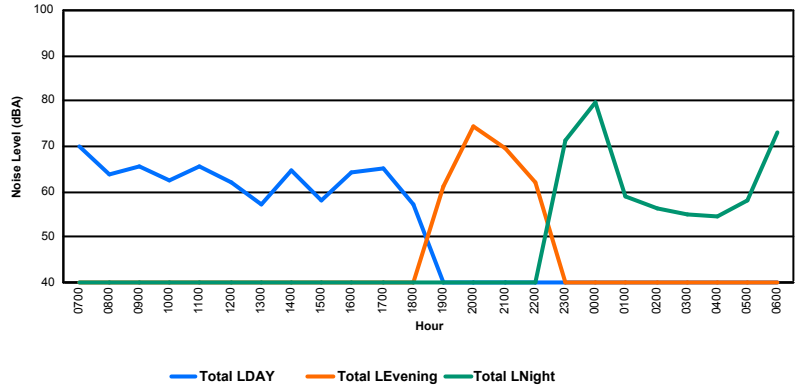

LE GOUVERNEMENT
DU GRAND-DUCHÉ DE LUXEMBOURG
Administration de la navigation aérienne

Luxembourg Airport

Noise Distribution by Hour

Between 25/07/2019 00:00:00 and 25/07/2019 23:59:59 (Local Time)

Day	Aircraft Events	Total LDEN dB (A)	Aircraft LDEN dB(A)	Background LDEN dB(A)	Total LDay dB(A)	Total LEvening dB(A)	Total LNight dB (A)
25/07/19 7:00	9	70.5	70.2	58.1	70.5	-	-
25/07/19 8:00	7	69.8	69.6	55.9	69.8	-	-
25/07/19 9:00	3	62.7	62.3	51.8	62.7	-	-
25/07/19 10:00	9	71.0	70.9	55.0	71.0	-	-
25/07/19 11:00	7	66.1	66.0	50.8	66.1	-	-
25/07/19 12:00	14	71.8	71.5	60.2	71.8	-	-
25/07/19 13:00	5	61.7	60.8	54.2	61.7	-	-
25/07/19 14:00	8	65.4	65.2	52.8	65.4	-	-
25/07/19 15:00	3	62.2	61.2	55.4	62.2	-	-
25/07/19 16:00	7	69.0	68.9	55.1	69.0	-	-
25/07/19 17:00	11	69.3	68.7	60.7	69.3	-	-
25/07/19 18:00	6	62.2	61.4	54.3	62.2	-	-
25/07/19 19:00	6	68.8	65.6	66.0	-	68.8	-
25/07/19 20:00	9	73.9	73.6	62.0	-	73.9	-
25/07/19 21:00	5	72.2	72.0	58.8	-	72.2	-
25/07/19 22:00	3	67.1	65.2	62.7	-	67.1	-
25/07/19 23:00	2	77.3	76.9	66.9	-	-	77.3
26/07/19 0:00	3	75.6	75.2	63.9	-	-	75.6
26/07/19 1:00	-	57.1	-	57.1	-	-	57.1
26/07/19 2:00	-	58.4	-	58.4	-	-	58.4
26/07/19 3:00	-	58.2	-	58.2	-	-	58.2
26/07/19 4:00	-	58.0	-	58.0	-	-	58.0
26/07/19 5:00	-	63.4	-	63.6	-	-	63.4
26/07/19 6:00	12	77.3	76.5	70.2	-	-	77.3
	129	**70.7**	**70.1**	**61.8**	**68.2**	**71.3**	**72.7**

Location: Mid Runway NMT # 3

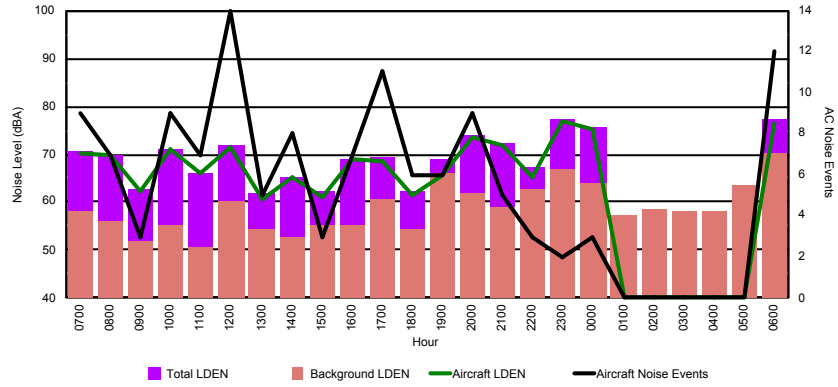

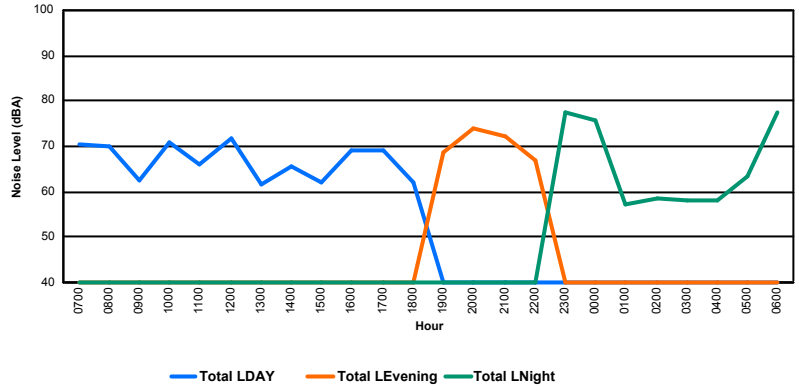

LE GOUVERNEMENT
DU GRAND-DUCHÉ DE LUXEMBOURG
Administration de la navigation aérienne

Luxembourg Airport
Noise Distribution by Hour

Between 25/07/2019 00:00:00 and 25/07/2019 23:59:59 (Local Time)

Day	Aircraft Events	Total LDEN dB (A)	Aircraft LDEN dB(A)	Background LDEN dB(A)	Total LDay dB(A)	Total LEvening dB(A)	Total LNight dB (A)
25/07/19 7:00	6	66.6	64.8	65.6	66.6	-	-
25/07/19 8:00	3	65.6	63.4	65.2	65.6	-	-
25/07/19 9:00	13	66.2	64.8	61.1	66.2	-	-
25/07/19 10:00	7	67.6	66.5	61.3	67.6	-	-
25/07/19 11:00	6	63.9	61.4	60.5	63.9	-	-
25/07/19 12:00	4	67.7	66.9	60.0	67.7	-	-
25/07/19 13:00	8	66.8	65.9	59.6	66.8	-	-
25/07/19 14:00	5	64.7	63.3	59.3	64.7	-	-
25/07/19 15:00	7	64.3	61.6	61.2	64.3	-	-
25/07/19 16:00	9	65.2	63.8	60.0	65.2	-	-
25/07/19 17:00	10	70.6	70.3	59.6	70.6	-	-
25/07/19 18:00	5	62.0	58.0	59.9	62.0	-	-
25/07/19 19:00	7	71.4	70.6	64.0	-	71.4	-
25/07/19 20:00	7	71.6	70.9	63.2	-	71.6	-
25/07/19 21:00	5	70.2	68.9	64.5	-	70.2	-
25/07/19 22:00	16	71.8	70.8	65.9	-	71.8	-
25/07/19 23:00	1	71.1	60.5	70.9	-	-	71.1
26/07/19 0:00	2	69.8	63.3	70.5	-	-	69.8
26/07/19 1:00	-	65.9	-	66.9	-	-	65.9
26/07/19 2:00	-	64.1	-	64.8	-	-	64.1
26/07/19 3:00	-	65.0	-	65.2	-	-	65.0
26/07/19 4:00	-	67.0	-	67.7	-	-	67.0
26/07/19 5:00	-	70.2	-	71.6	-	-	70.2
26/07/19 6:00	3	72.1	61.9	74.2	-	-	72.1
	124	**68.5**	**65.7**	**66.6**	**66.5**	**71.3**	**69.0**

Location: NDB-Hamm NMT # 4

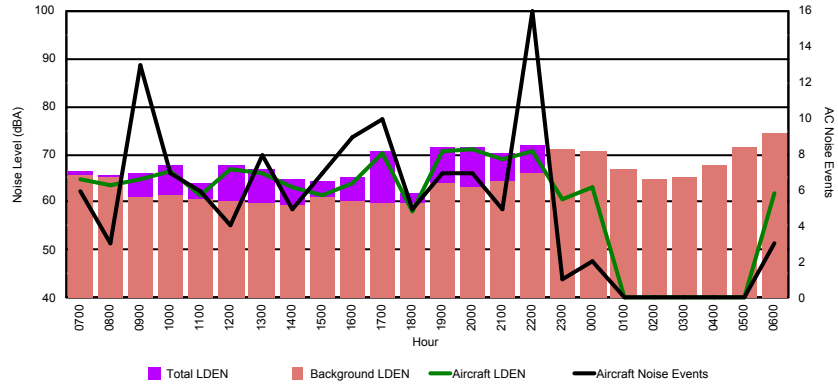

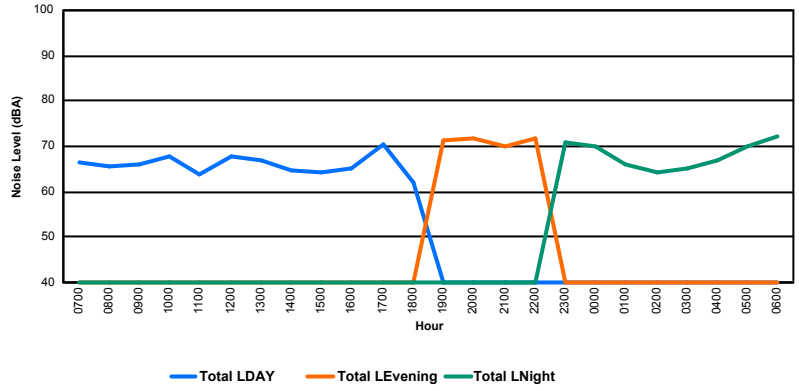

LE GOUVERNEMENT
DU GRAND-DUCHÉ DE LUXEMBOURG
Administration de la navigation aérienne

Luxembourg Airport

Noise Distribution by Hour

Between 26/07/2019 00:00:00 and 26/07/2019 23:59:59 (Local Time)

Day	Aircraft Events	Total LDEN dB (A)	Aircraft LDEN dB(A)	Background LDEN dB(A)	Total LDay dB(A)	Total LEvening dB(A)	Total LNight dB (A)
26/07/19 7:00	8	57.8	55.7	53.9	57.8	-	-
26/07/19 8:00	2	55.9	52.4	53.4	55.9	-	-
26/07/19 9:00	5	59.0	57.0	54.7	59.0	-	-
26/07/19 10:00	11	59.0	56.9	55.1	59.0	-	-
26/07/19 11:00	4	55.7	49.3	54.7	55.7	-	-
26/07/19 12:00	6	56.8	53.2	54.5	56.8	-	-
26/07/19 13:00	9	58.8	56.1	55.6	58.8	-	-
26/07/19 14:00	6	58.2	55.5	54.9	58.2	-	-
26/07/19 15:00	4	58.0	54.2	55.8	58.0	-	-
26/07/19 16:00	5	57.0	51.8	55.5	57.0	-	-
26/07/19 17:00	8	59.0	56.6	55.5	59.0	-	-
26/07/19 18:00	11	57.8	54.1	55.7	57.8	-	-
26/07/19 19:00	3	61.2	54.5	60.2	-	61.2	-
26/07/19 20:00	4	61.0	54.5	60.0	-	61.0	-
26/07/19 21:00	3	59.9	57.7	55.8	-	59.9	-
26/07/19 22:00	10	62.2	61.2	55.6	-	62.2	-
26/07/19 23:00	3	69.2	68.1	62.4	-	-	69.2
27/07/19 0:00	-	53.6	-	53.6	-	-	53.6
27/07/19 1:00	-	52.7	-	52.7	-	-	52.7
27/07/19 2:00	-	54.1	-	54.1	-	-	54.1
27/07/19 3:00	-	52.9	-	52.9	-	-	52.9
27/07/19 4:00	-	57.2	-	57.2	-	-	57.2
27/07/19 5:00	1	69.2	69.0	54.1	-	-	69.2
27/07/19 6:00	-	57.1	-	57.1	-	-	57.1
	103	**61.1**	**59.3**	**56.4**	**57.9**	**61.2**	**63.7**

Location: Roodt/Syr NMT # 1

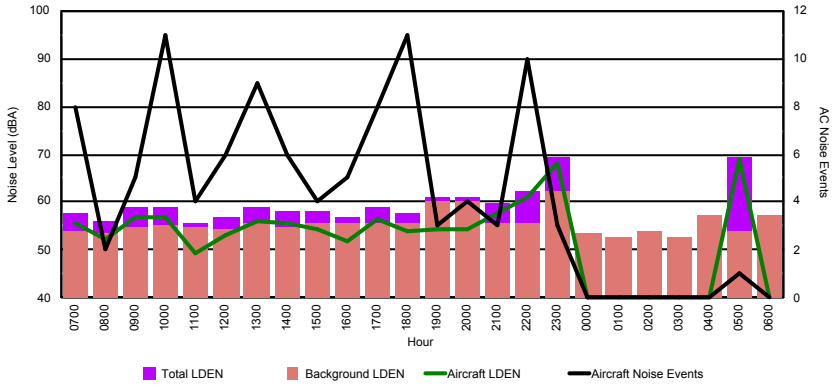

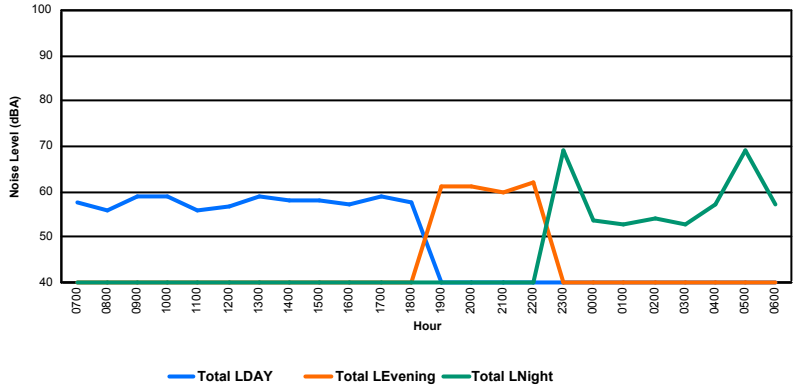

LE GOUVERNEMENT
DU GRAND-DUCHÉ DE LUXEMBOURG
Administration de la navigation aérienne

Luxembourg Airport

Noise Distribution by Hour

Between 26/07/2019 00:00:00 and 26/07/2019 23:59:59 (Local Time)

Day	Aircraft Events	Total LDEN dB (A)	Aircraft LDEN dB(A)	Background LDEN dB(A)	Total LDay dB(A)	Total LEvening dB(A)	Total LNight dB (A)
26/07/19 7:00	11	65.3	65.1	53.1	65.3	-	-
26/07/19 8:00	5	65.9	65.7	52.7	65.9	-	-
26/07/19 9:00	5	68.3	68.2	51.0	68.3	-	-
26/07/19 10:00	12	71.4	71.3	52.1	71.4	-	-
26/07/19 11:00	4	63.8	63.6	50.1	63.8	-	-
26/07/19 12:00	6	67.9	67.8	53.1	67.9	-	-
26/07/19 13:00	9	69.7	69.5	54.6	69.7	-	-
26/07/19 14:00	6	69.9	69.8	54.5	69.9	-	-
26/07/19 15:00	5	68.4	68.2	51.1	68.4	-	-
26/07/19 16:00	5	66.5	66.3	52.8	66.5	-	-
26/07/19 17:00	8	70.0	69.9	52.2	70.0	-	-
26/07/19 18:00	12	69.0	68.9	52.2	69.0	-	-
26/07/19 19:00	3	68.0	67.8	54.2	-	68.0	-
26/07/19 20:00	4	69.0	68.6	58.3	-	69.0	-
26/07/19 21:00	5	72.9	72.8	57.4	-	72.9	-
26/07/19 22:00	10	75.7	75.7	57.4	-	75.7	-
26/07/19 23:00	4	79.9	79.8	61.2	-	-	79.9
27/07/19 0:00	1	66.0	65.1	58.8	-	-	66.0
27/07/19 1:00	-	55.6	-	55.6	-	-	55.6
27/07/19 2:00	-	55.8	-	55.8	-	-	55.8
27/07/19 3:00	-	55.6	-	55.6	-	-	55.6
27/07/19 4:00	-	61.4	-	61.4	-	-	61.4
27/07/19 5:00	1	85.4	85.4	60.3	-	-	85.4
27/07/19 6:00	-	62.7	-	61.7	-	-	62.7
	116	**74.0**	**74.0**	**56.8**	**68.5**	**72.5**	**77.5**

Location: DVOR NMT # 2

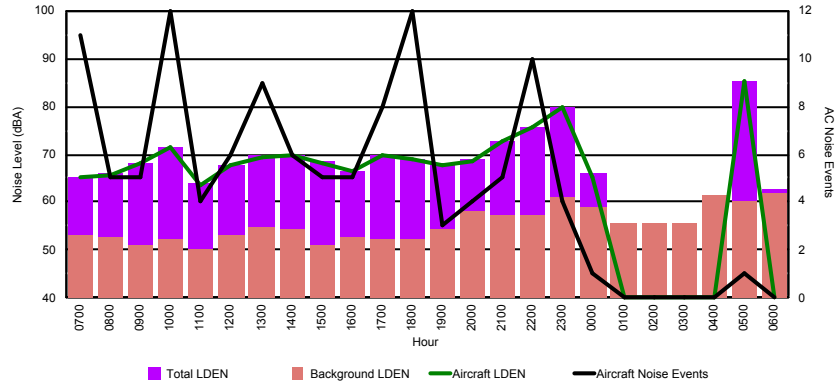

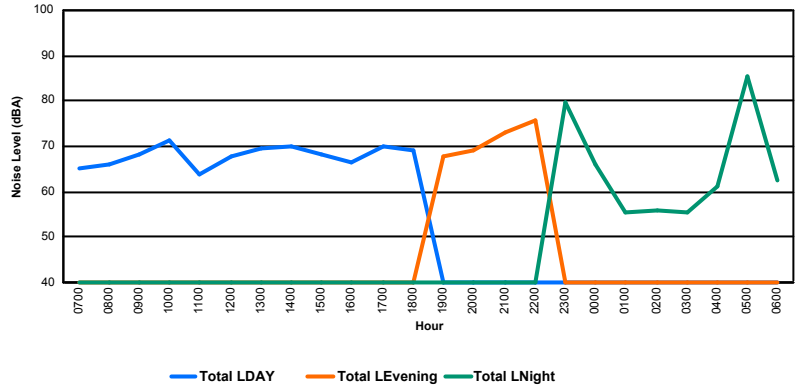

LE GOUVERNEMENT
DU GRAND-DUCHÉ DE LUXEMBOURG
Administration de la navigation aérienne

Luxembourg Airport

Noise Distribution by Hour

Between 26/07/2019 00:00:00 and 26/07/2019 23:59:59 (Local Time)

Day	Aircraft Events	Total LDEN dB (A)	Aircraft LDEN dB(A)	Background LDEN dB(A)	Total LDay dB(A)	Total LEvening dB(A)	Total LNight dB (A)
26/07/19 7:00	10	67.5	66.5	60.8	67.5	-	-
26/07/19 8:00	7	65.0	64.0	58.3	65.0	-	-
26/07/19 9:00	3	65.4	64.7	57.6	65.4	-	-
26/07/19 10:00	6	67.4	65.3	63.5	67.4	-	-
26/07/19 11:00	13	70.3	69.6	62.4	70.3	-	-
26/07/19 12:00	7	68.1	66.2	63.6	68.1	-	-
26/07/19 13:00	6	66.5	63.9	63.1	66.5	-	-
26/07/19 14:00	9	69.2	68.0	62.8	69.2	-	-
26/07/19 15:00	4	67.2	65.2	63.1	67.2	-	-
26/07/19 16:00	7	66.2	66.5	56.3	66.2	-	-
26/07/19 17:00	6	70.0	62.2	68.9	70.0	-	-
26/07/19 18:00	19	68.7	65.7	65.8	68.7	-	-
26/07/19 19:00	11	71.5	70.7	64.2	-	71.5	-
26/07/19 20:00	10	72.0	71.7	59.9	-	72.0	-
26/07/19 21:00	6	77.3	72.8	75.5	-	77.3	-
26/07/19 22:00	14	76.2	76.0	64.7	-	76.2	-
26/07/19 23:00	6	79.7	79.4	68.0	-	-	79.7
27/07/19 0:00	1	71.9	71.4	62.2	-	-	71.9
27/07/19 1:00	-	58.0	-	58.0	-	-	58.0
27/07/19 2:00	-	53.4	-	53.4	-	-	53.4
27/07/19 3:00	-	55.0	-	55.0	-	-	55.0
27/07/19 4:00	-	55.7	-	55.7	-	-	55.7
27/07/19 5:00	-	56.9	-	56.9	-	-	56.9
27/07/19 6:00	13	78.2	78.1	62.4	-	-	78.2
	158	**72.0**	**71.0**	**65.3**	**67.9**	**75.0**	**73.4**

Location: Mid Runway NMT # 3

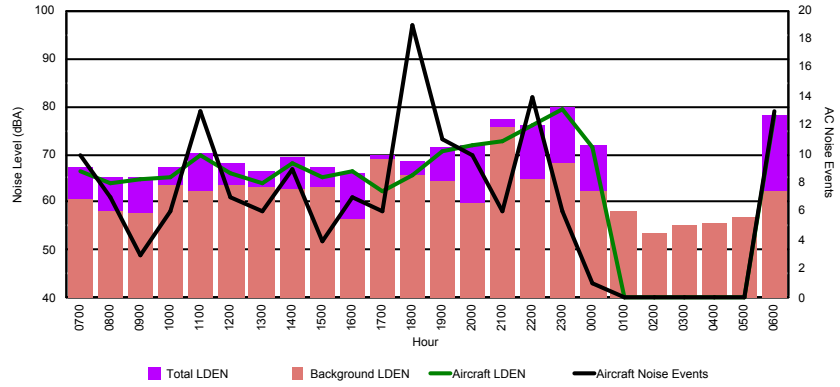

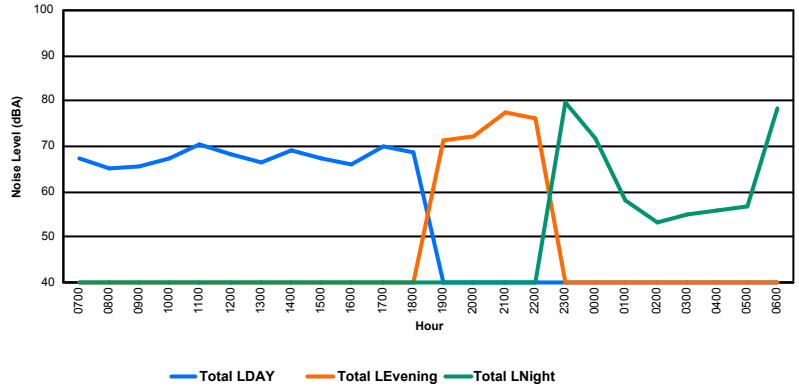

LE GOUVERNEMENT
DU GRAND-DUCHÉ DE LUXEMBOURG
Administration de la navigation aérienne

Luxembourg Airport

Noise Distribution by Hour

Between 26/07/2019 00:00:00 and 26/07/2019 23:59:59 (Local Time)

Day	Aircraft Events	Total LDEN dB (A)	Aircraft LDEN dB(A)	Background LDEN dB(A)	Total LDay dB(A)	Total LEvening dB(A)	Total LNight dB (A)
26/07/19 7:00	6	68.0	67.1	64.4	68.0	-	-
26/07/19 8:00	3	67.0	65.6	64.2	67.0	-	-
26/07/19 9:00	7	64.2	62.1	60.3	64.2	-	-
26/07/19 10:00	7	63.0	60.6	59.5	63.0	-	-
26/07/19 11:00	12	67.2	66.6	59.0	67.2	-	-
26/07/19 12:00	8	66.2	65.5	58.7	66.2	-	-
26/07/19 13:00	9	65.3	63.9	60.1	65.3	-	-
26/07/19 14:00	8	68.2	67.8	57.3	68.2	-	-
26/07/19 15:00	8	66.1	65.6	56.3	66.1	-	-
26/07/19 16:00	4	57.4	51.5	56.2	57.4	-	-
26/07/19 17:00	5	66.2	65.7	57.2	66.2	-	-
26/07/19 18:00	13	64.1	63.0	57.9	64.1	-	-
26/07/19 19:00	8	67.4	65.8	62.3	-	67.4	-
26/07/19 20:00	6	70.1	69.5	61.7	-	70.1	-
26/07/19 21:00	4	76.6	76.4	63.5	-	76.6	-
26/07/19 22:00	8	75.5	75.1	65.5	-	75.5	-
26/07/19 23:00	9	76.3	75.3	70.2	-	-	76.3
27/07/19 0:00	-	68.3	-	70.3	-	-	68.3
27/07/19 1:00	-	68.0	-	68.8	-	-	68.0
27/07/19 2:00	-	67.2	-	68.0	-	-	67.2
27/07/19 3:00	-	64.0	-	64.1	-	-	64.0
27/07/19 4:00	-	65.3	-	65.5	-	-	65.3
27/07/19 5:00	-	65.9	-	66.1	-	-	65.9
27/07/19 6:00	13	74.8	74.3	65.9	-	-	74.8
	138	**70.1**	**68.9**	**64.7**	**65.9**	**73.8**	**71.0**

Location: NDB-Hamm NMT # 4

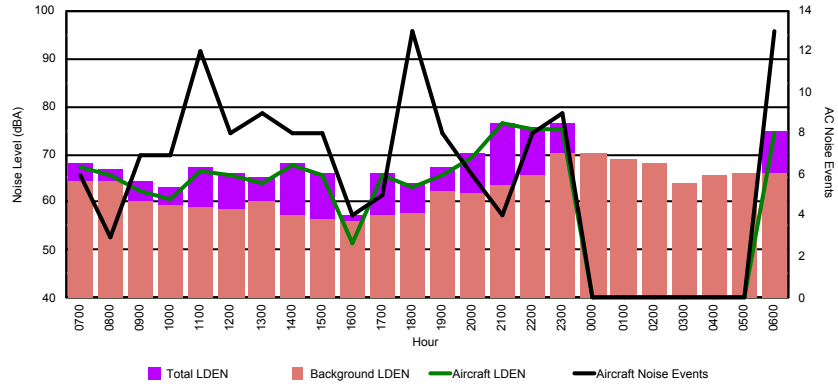

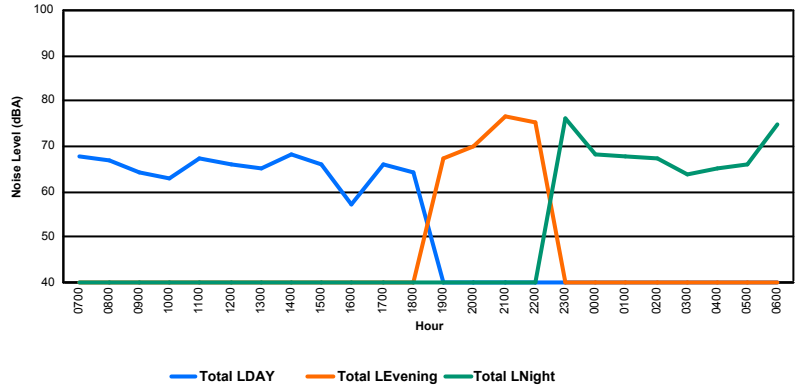

LE GOUVERNEMENT
DU GRAND-DUCHÉ DE LUXEMBOURG
Administration de la navigation aérienne

Luxembourg Airport

Noise Distribution by Hour

Between 27/07/2019 00:00:00 and 27/07/2019 23:59:59 (Local Time)

Day	Aircraft Events	Total LDEN dB (A)	Aircraft LDEN dB(A)	Background LDEN dB(A)	Total LDay dB(A)	Total LEvening dB(A)	Total LNight dB (A)
27/07/19 7:00	2	57.3	55.6	52.5	57.3	-	-
27/07/19 8:00	3	58.7	57.1	53.9	58.7	-	-
27/07/19 9:00	6	58.7	56.8	54.4	58.7	-	-
27/07/19 10:00	7	56.1	51.6	54.5	56.1	-	-
27/07/19 11:00	7	57.1	54.1	54.1	57.1	-	-
27/07/19 12:00	5	56.2	52.1	54.2	56.2	-	-
27/07/19 13:00	4	58.4	56.4	54.3	58.4	-	-
27/07/19 14:00	5	59.5	57.6	55.0	59.5	-	-
27/07/19 15:00	2	56.8	49.7	55.9	56.8	-	-
27/07/19 16:00	5	59.5	57.6	55.2	59.5	-	-
27/07/19 17:00	5	58.6	56.2	55.0	58.6	-	-
27/07/19 18:00	6	58.5	56.5	54.4	58.5	-	-
27/07/19 19:00	3	62.5	59.6	59.5	-	62.5	-
27/07/19 20:00	5	62.9	59.8	60.0	-	62.9	-
27/07/19 21:00	7	60.0	57.5	56.6	-	60.0	-
27/07/19 22:00	7	60.2	58.9	54.4	-	60.2	-
27/07/19 23:00	1	60.6	57.6	57.6	-	-	60.6
28/07/19 0:00	1	60.0	56.1	57.8	-	-	60.0
28/07/19 1:00	-	53.8	-	53.8	-	-	53.8
28/07/19 2:00	-	52.3	-	52.3	-	-	52.3
28/07/19 3:00	-	52.1	-	52.1	-	-	52.1
28/07/19 4:00	1	63.8	63.4	52.6	-	-	63.8
28/07/19 5:00	-	54.4	-	54.5	-	-	54.4
28/07/19 6:00	-	53.8	-	53.8	-	-	53.8
	82	**59.0**	**56.5**	**55.5**	**58.1**	**61.6**	**58.5**

Location: Roodt/Syr NMT # 1

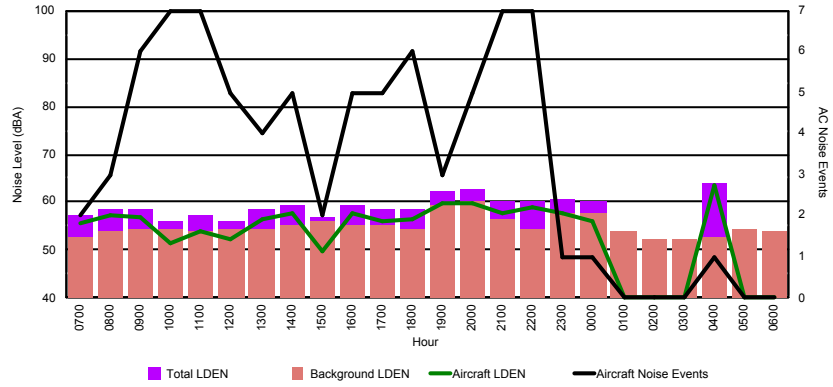

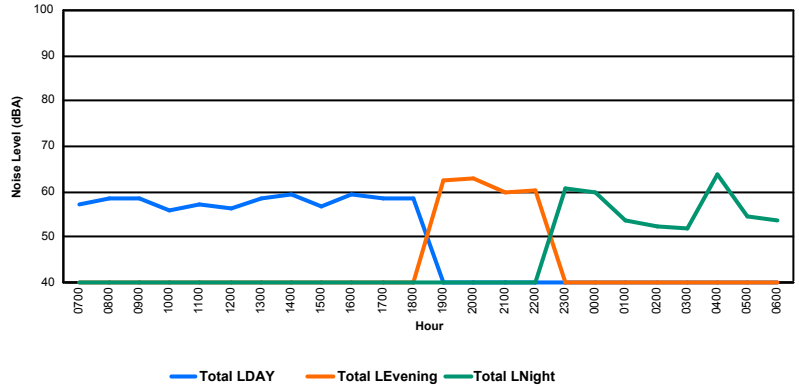

LE GOUVERNEMENT
DU GRAND-DUCHÉ DE LUXEMBOURG
Administration de la navigation aérienne

Luxembourg Airport

Noise Distribution by Hour

Between 27/07/2019 00:00:00 and 27/07/2019 23:59:59 (Local Time)

Day	Aircraft Events	Total LDEN dB (A)	Aircraft LDEN dB(A)	Background LDEN dB(A)	Total LDay dB(A)	Total LEvening dB(A)	Total LNight dB (A)
27/07/19 7:00	2	67.8	67.7	49.9	67.8	-	-
27/07/19 8:00	3	70.1	70.0	49.9	70.1	-	-
27/07/19 9:00	6	69.8	69.8	49.3	69.8	-	-
27/07/19 10:00	8	67.0	66.9	52.0	67.0	-	-
27/07/19 11:00	9	70.4	70.3	54.7	70.4	-	-
27/07/19 12:00	5	67.4	67.3	53.0	67.4	-	-
27/07/19 13:00	4	70.1	70.0	53.0	70.1	-	-
27/07/19 14:00	6	70.9	70.9	52.6	70.9	-	-
27/07/19 15:00	2	65.1	64.9	51.3	65.1	-	-
27/07/19 16:00	6	72.7	72.7	52.4	72.7	-	-
27/07/19 17:00	5	72.3	72.3	51.2	72.3	-	-
27/07/19 18:00	6	70.0	70.0	52.7	70.0	-	-
27/07/19 19:00	3	72.2	72.2	55.4	-	72.2	-
27/07/19 20:00	5	74.2	74.1	59.3	-	74.2	-
27/07/19 21:00	7	72.6	72.5	54.8	-	72.6	-
27/07/19 22:00	8	73.2	73.1	54.8	-	73.2	-
27/07/19 23:00	1	71.8	71.4	60.9	-	-	71.8
28/07/19 0:00	1	70.8	70.6	54.3	-	-	70.8
28/07/19 1:00	-	54.2	-	54.3	-	-	54.2
28/07/19 2:00	-	50.7	-	50.7	-	-	50.7
28/07/19 3:00	-	49.1	-	49.1	-	-	49.1
28/07/19 4:00	1	77.7	77.7	53.2	-	-	77.7
28/07/19 5:00	-	54.5	-	54.5	-	-	54.5
28/07/19 6:00	-	62.1	-	62.3	-	-	62.1
	88	**70.8**	**70.7**	**55.2**	**70.0**	**73.1**	**70.4**

Location: DVOR NMT # 2

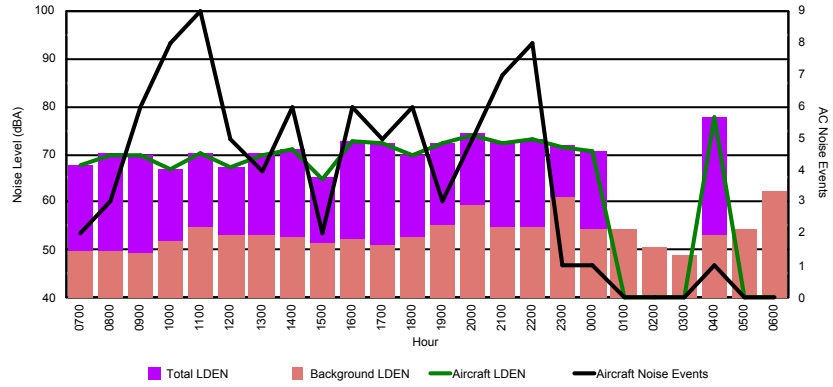

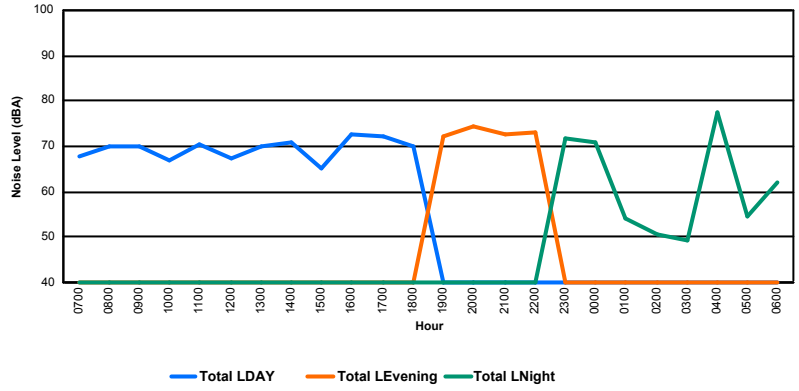

LE GOUVERNEMENT
DU GRAND-DUCHÉ DE LUXEMBOURG
Administration de la navigation aérienne

Luxembourg Airport

Noise Distribution by Hour

Between 27/07/2019 00:00:00 and 27/07/2019 23:59:59 (Local Time)

Day	Aircraft Events	Total LDEN dB (A)	Aircraft LDEN dB(A)	Background LDEN dB(A)	Total LDay dB(A)	Total LEvening dB(A)	Total LNight dB (A)
27/07/19 7:00	5	70.4	70.0	59.1	70.4	-	-
27/07/19 8:00	6	69.4	68.8	60.3	69.4	-	-
27/07/19 9:00	6	64.0	63.2	56.3	64.0	-	-
27/07/19 10:00	8	67.9	66.9	61.2	67.9	-	-
27/07/19 11:00	16	70.9	70.8	54.2	70.9	-	-
27/07/19 12:00	8	68.8	68.7	53.3	68.8	-	-
27/07/19 13:00	11	69.9	68.6	64.1	69.9	-	-
27/07/19 14:00	5	68.5	66.9	63.4	68.5	-	-
27/07/19 15:00	4	64.5	63.6	57.1	64.5	-	-
27/07/19 16:00	10	65.7	64.8	58.6	65.7	-	-
27/07/19 17:00	2	61.4	54.8	60.4	61.4	-	-
27/07/19 18:00	11	72.4	72.3	56.0	72.4	-	-
27/07/19 19:00	5	74.6	72.8	70.1	-	74.6	-
27/07/19 20:00	6	75.7	75.6	58.7	-	75.7	-
27/07/19 21:00	7	70.9	70.6	58.6	-	70.9	-
27/07/19 22:00	8	68.4	63.7	66.7	-	68.4	-
27/07/19 23:00	5	78.3	78.2	60.5	-	-	78.3
28/07/19 0:00	1	62.6	59.4	59.9	-	-	62.6
28/07/19 1:00	-	57.7	-	57.7	-	-	57.7
28/07/19 2:00	-	54.8	-	54.8	-	-	54.8
28/07/19 3:00	-	52.5	-	52.5	-	-	52.5
28/07/19 4:00	-	72.5	-	72.5	-	-	72.5
28/07/19 5:00	-	60.7	-	61.0	-	-	60.7
28/07/19 6:00	6	82.5	75.5	82.0	-	-	82.5
	130	**72.7**	**70.2**	**69.4**	**68.8**	**73.3**	**75.2**

Location: Mid Runway NMT # 3

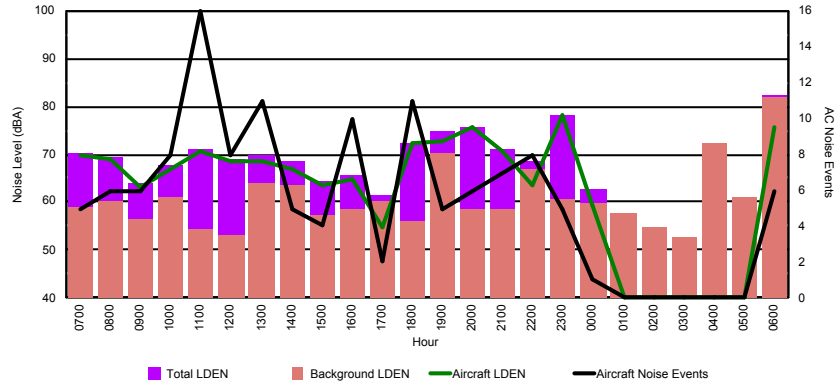

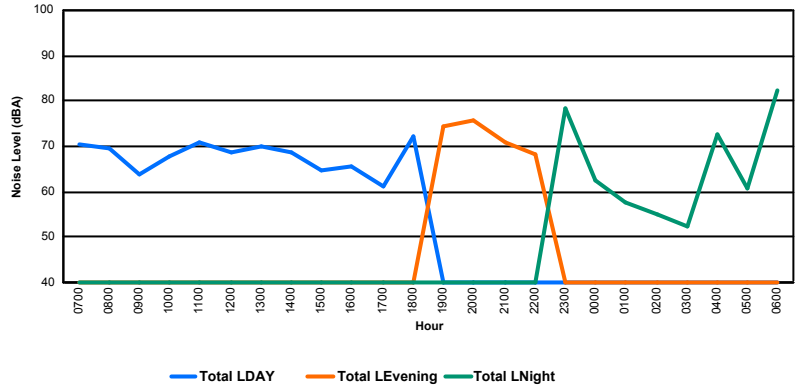

LE GOUVERNEMENT
DU GRAND-DUCHÉ DE LUXEMBOURG
Administration de la navigation aérienne

Luxembourg Airport

Noise Distribution by Hour

Between 27/07/2019 00:00:00 and 27/07/2019 23:59:59 (Local Time)

Day	Aircraft Events	Total LDEN dB (A)	Aircraft LDEN dB(A)	Background LDEN dB(A)	Total LDay dB(A)	Total LEvening dB(A)	Total LNight dB (A)
27/07/19 7:00	5	60.6	59.4	54.8	60.6	-	-
27/07/19 8:00	4	67.2	66.9	55.8	67.2	-	-
27/07/19 9:00	2	58.4	51.9	57.4	58.4	-	-
27/07/19 10:00	5	64.9	63.9	58.2	64.9	-	-
27/07/19 11:00	8	67.1	66.3	59.5	67.1	-	-
27/07/19 12:00	4	68.2	67.7	58.2	68.2	-	-
27/07/19 13:00	8	68.5	68.2	57.5	68.5	-	-
27/07/19 14:00	6	67.0	66.5	57.7	67.0	-	-
27/07/19 15:00	2	60.4	58.0	56.7	60.4	-	-
27/07/19 16:00	6	66.3	65.8	56.8	66.3	-	-
27/07/19 17:00	1	56.7	45.2	56.4	56.7	-	-
27/07/19 18:00	5	67.3	66.9	56.6	67.3	-	-
27/07/19 19:00	4	73.4	73.1	61.1	-	73.4	-
27/07/19 20:00	2	74.7	74.4	60.3	-	74.7	-
27/07/19 21:00	1	61.1	53.5	60.3	-	61.1	-
27/07/19 22:00	1	64.2	62.0	60.3	-	64.2	-
27/07/19 23:00	4	78.4	78.2	64.1	-	-	78.4
28/07/19 0:00	-	63.1	-	63.7	-	-	63.1
28/07/19 1:00	-	61.9	-	62.3	-	-	61.9
28/07/19 2:00	-	61.0	-	61.3	-	-	61.0
28/07/19 3:00	-	59.6	-	59.6	-	-	59.6
28/07/19 4:00	-	60.0	-	60.0	-	-	60.0
28/07/19 5:00	-	61.5	-	61.5	-	-	61.5
28/07/19 6:00	9	79.5	79.4	62.1	-	-	79.5
	77	**70.5**	**70.0**	**60.0**	**65.8**	**71.4**	**73.2**

Location: NDB-Hamm NMT # 4

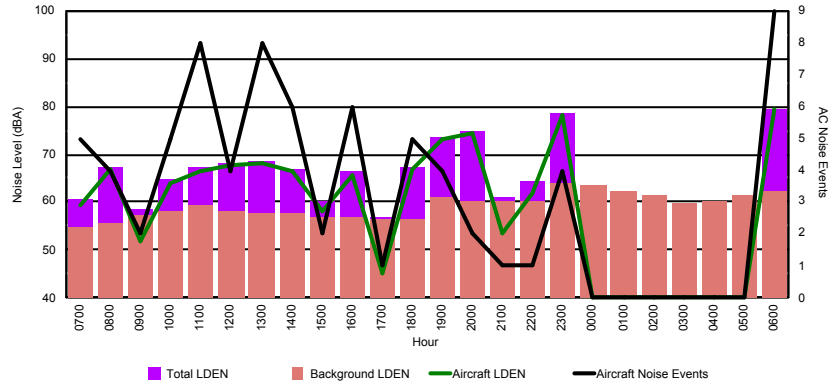

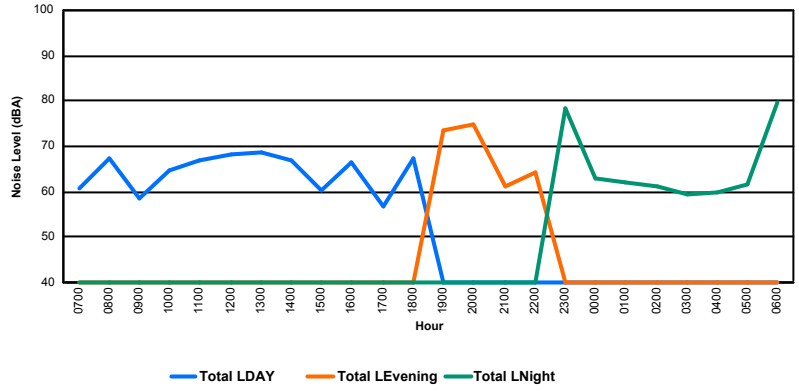

LE GOUVERNEMENT
DU GRAND-DUCHÉ DE LUXEMBOURG
Administration de la navigation aérienne

Luxembourg Airport

Noise Distribution by Hour

Between 28/07/2019 00:00:00 and 28/07/2019 23:59:59 (Local Time)

Day	Aircraft Events	Total LDEN dB (A)	Aircraft LDEN dB(A)	Background LDEN dB(A)	Total LDay dB(A)	Total LEvening dB(A)	Total LNight dB (A)
28/07/19 7:00	3	55.3	50.1	53.9	55.3	-	-
28/07/19 8:00	1	54.7	48.2	53.6	54.7	-	-
28/07/19 9:00	6	57.8	55.2	54.6	57.8	-	-
28/07/19 10:00	4	58.3	56.1	54.4	58.3	-	-
28/07/19 11:00	7	59.0	56.6	55.5	59.0	-	-
28/07/19 12:00	2	56.5	52.6	54.3	56.5	-	-
28/07/19 13:00	6	56.6	51.8	55.0	56.6	-	-
28/07/19 14:00	4	58.8	56.4	55.2	58.8	-	-
28/07/19 15:00	6	60.0	58.5	54.6	60.0	-	-
28/07/19 16:00	7	57.6	54.1	55.3	57.6	-	-
28/07/19 17:00	13	62.7	61.8	56.1	62.7	-	-
28/07/19 18:00	11	61.4	60.0	56.3	61.4	-	-
28/07/19 19:00	4	64.9	62.8	60.9	-	64.9	-
28/07/19 20:00	4	64.0	61.2	60.9	-	64.0	-
28/07/19 21:00	5	58.9	54.8	56.9	-	58.9	-
28/07/19 22:00	13	63.7	63.0	56.3	-	63.7	-
28/07/19 23:00	5	65.8	65.0	58.3	-	-	65.8
29/07/19 0:00	1	59.2	58.1	52.8	-	-	59.2
29/07/19 1:00	-	51.6	-	51.6	-	-	51.6
29/07/19 2:00	-	52.1	-	52.1	-	-	52.1
29/07/19 3:00	-	51.5	-	51.5	-	-	51.5
29/07/19 4:00	-	53.9	-	53.9	-	-	53.9
29/07/19 5:00	-	52.6	-	52.6	-	-	52.6
29/07/19 6:00	2	69.1	67.7	63.5	-	-	69.1
	104	**61.2**	**59.4**	**56.7**	**58.8**	**63.4**	**62.3**

Location: Roodt/Syr NMT # 1

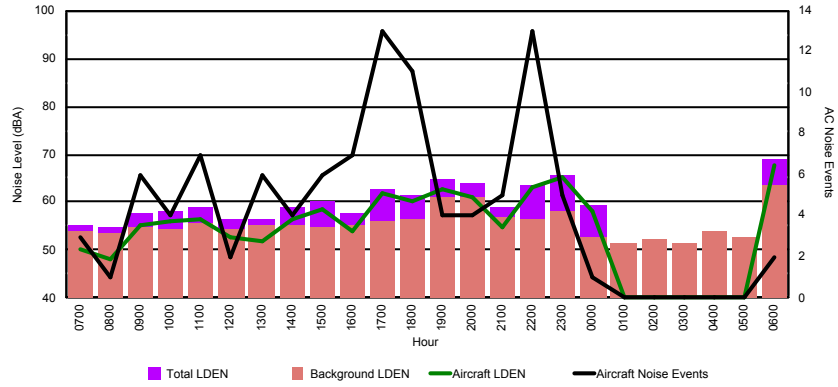

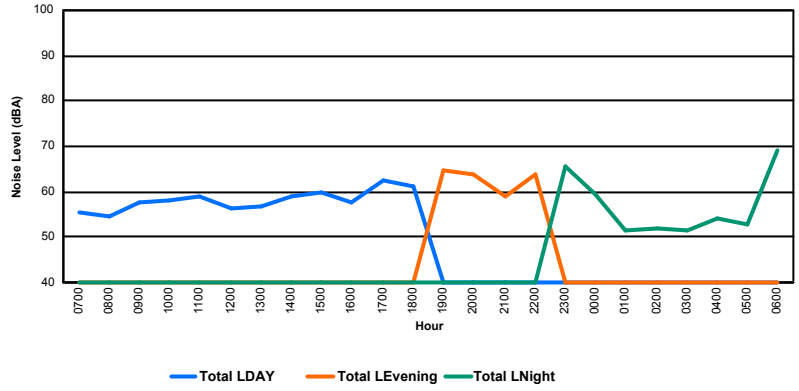

LE GOUVERNEMENT
DU GRAND-DUCHÉ DE LUXEMBOURG
Administration de la navigation aérienne

Luxembourg Airport

Noise Distribution by Hour

Between 28/07/2019 00:00:00 and 28/07/2019 23:59:59 (Local Time)

Day	Aircraft Events	Total LDEN dB (A)	Aircraft LDEN dB(A)	Background LDEN dB(A)	Total LDay dB(A)	Total LEvening dB(A)	Total LNight dB (A)
28/07/19 7:00	3	63.9	63.7	51.4	63.9	-	-
28/07/19 8:00	1	61.3	61.1	46.6	61.3	-	-
28/07/19 9:00	6	69.9	69.7	55.0	69.9	-	-
28/07/19 10:00	4	69.2	69.1	52.1	69.2	-	-
28/07/19 11:00	7	70.5	70.4	53.1	70.5	-	-
28/07/19 12:00	2	67.7	67.5	52.5	67.7	-	-
28/07/19 13:00	6	65.4	65.2	52.3	65.4	-	-
28/07/19 14:00	3	67.8	66.3	53.2	67.8	-	-
28/07/19 15:00	7	73.1	73.4	52.6	73.1	-	-
28/07/19 16:00	6	68.1	68.0	51.7	68.1	-	-
28/07/19 17:00	14	77.0	77.0	54.9	77.0	-	-
28/07/19 18:00	12	75.7	75.6	55.2	75.7	-	-
28/07/19 19:00	5	77.7	77.6	59.1	-	77.7	-
28/07/19 20:00	4	74.4	74.2	60.7	-	74.4	-
28/07/19 21:00	6	69.9	69.5	59.4	-	69.9	-
28/07/19 22:00	14	76.4	76.3	60.9	-	76.4	-
28/07/19 23:00	5	77.6	77.5	62.5	-	-	77.6
29/07/19 0:00	1	70.6	70.5	53.8	-	-	70.6
29/07/19 1:00	-	53.1	-	53.1	-	-	53.1
29/07/19 2:00	-	53.2	-	53.2	-	-	53.2
29/07/19 3:00	-	53.6	-	53.6	-	-	53.6
29/07/19 4:00	-	55.3	-	55.3	-	-	55.3
29/07/19 5:00	-	58.5	-	58.5	-	-	58.5
29/07/19 6:00	2	81.0	80.9	65.1	-	-	81.0
	108	**73.2**	**73.1**	**57.5**	**71.3**	**75.4**	**73.9**

Location: DVOR NMT # 2

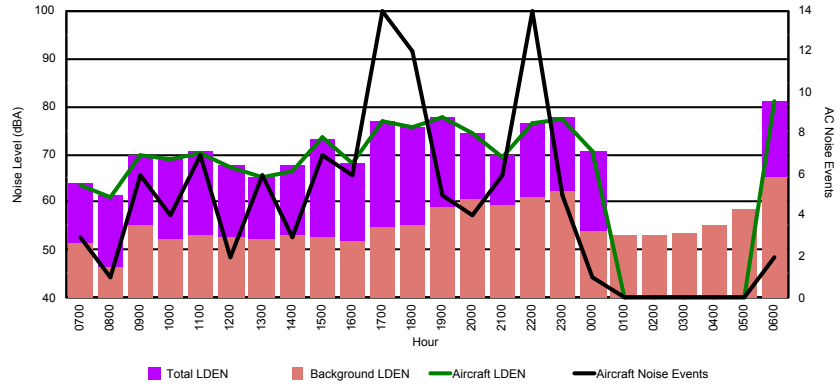

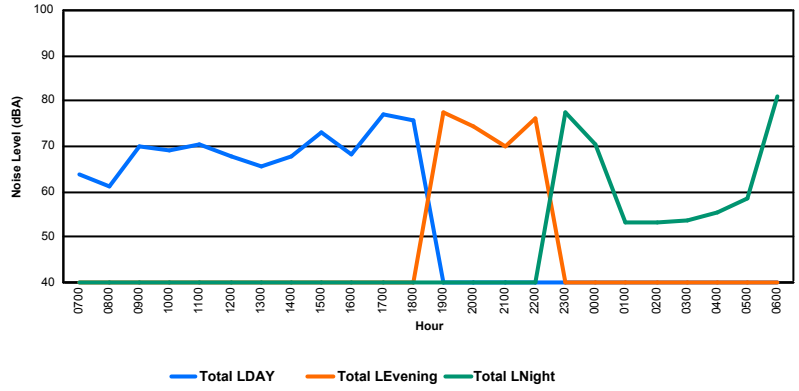

LE GOUVERNEMENT
DU GRAND-DUCHÉ DE LUXEMBOURG
Administration de la navigation aérienne

Luxembourg Airport

Noise Distribution by Hour

Between 28/07/2019 00:00:00 and 28/07/2019 23:59:59 (Local Time)

Day	Aircraft Events	Total LDEN dB (A)	Aircraft LDEN dB(A)	Background LDEN dB(A)	Total LDay dB(A)	Total LEvening dB(A)	Total LNight dB (A)
28/07/19 7:00	11	69.5	69.2	58.2	69.5	-	-
28/07/19 8:00	3	62.5	61.1	57.4	62.5	-	-
28/07/19 9:00	13	68.2	67.9	56.7	68.2	-	-
28/07/19 10:00	9	70.9	69.0	66.5	70.9	-	-
28/07/19 11:00	15	69.6	68.5	63.0	69.6	-	-
28/07/19 12:00	6	67.8	66.7	61.8	67.8	-	-
28/07/19 13:00	10	66.3	65.0	60.6	66.3	-	-
28/07/19 14:00	9	69.4	65.3	67.3	69.4	-	-
28/07/19 15:00	9	67.4	63.5	65.1	67.4	-	-
28/07/19 16:00	9	65.1	64.3	57.3	65.1	-	-
28/07/19 17:00	17	70.9	67.7	68.3	70.9	-	-
28/07/19 18:00	23	75.1	69.7	73.7	75.1	-	-
28/07/19 19:00	10	75.3	74.9	64.4	-	75.3	-
28/07/19 20:00	3	74.4	71.7	71.0	-	74.4	-
28/07/19 21:00	6	74.9	74.4	64.9	-	74.9	-
28/07/19 22:00	2	74.0	70.5	71.6	-	74.0	-
28/07/19 23:00	2	83.5	76.9	82.5	-	-	83.5
29/07/19 0:00	-	61.5	-	61.6	-	-	61.5
29/07/19 1:00	-	55.9	-	55.9	-	-	55.9
29/07/19 2:00	-	53.6	-	53.6	-	-	53.6
29/07/19 3:00	-	54.2	-	54.2	-	-	54.2
29/07/19 4:00	-	60.9	-	61.0	-	-	60.9
29/07/19 5:00	-	60.7	-	60.7	-	-	60.7
29/07/19 6:00	15	87.2	86.9	76.6	-	-	87.2
	172	**76.1**	**74.6**	**71.1**	**69.7**	**74.7**	**79.7**

Location: Mid Runway NMT # 3

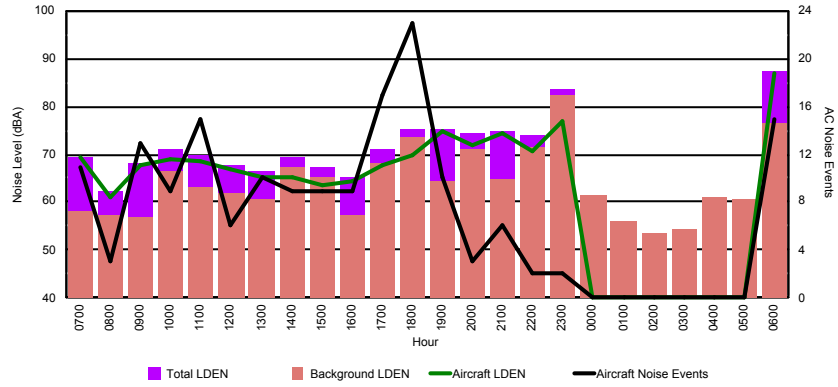

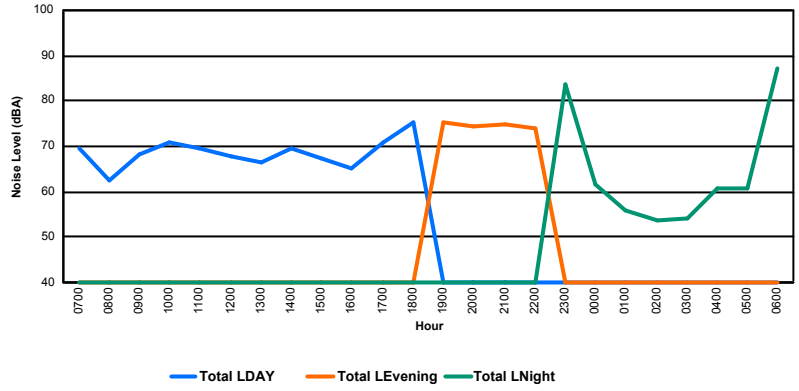

LE GOUVERNEMENT
DU GRAND-DUCHÉ DE LUXEMBOURG
Administration de la navigation aérienne

Luxembourg Airport

Noise Distribution by Hour

Between 28/07/2019 00:00:00 and 28/07/2019 23:59:59 (Local Time)

Day	Aircraft Events	Total LDEN dB (A)	Aircraft LDEN dB(A)	Background LDEN dB(A)	Total LDay dB(A)	Total LEvening dB(A)	Total LNight dB (A)
28/07/19 7:00	6	68.7	68.6	51.7	68.7	-	-
28/07/19 8:00	2	56.2	53.5	53.0	56.2	-	-
28/07/19 9:00	6	64.1	63.7	54.3	64.1	-	-
28/07/19 10:00	7	67.0	66.7	56.1	67.0	-	-
28/07/19 11:00	7	65.4	64.8	56.6	65.4	-	-
28/07/19 12:00	6	64.7	64.0	56.2	64.7	-	-
28/07/19 13:00	4	64.9	64.2	56.6	64.9	-	-
28/07/19 14:00	8	66.1	65.6	56.4	66.1	-	-
28/07/19 15:00	4	62.7	61.8	55.6	62.7	-	-
28/07/19 16:00	4	61.3	59.9	55.9	61.3	-	-
28/07/19 17:00	7	65.6	65.1	56.0	65.6	-	-
28/07/19 18:00	12	66.4	65.9	56.8	66.4	-	-
28/07/19 19:00	7	75.9	75.8	60.8	-	75.9	-
28/07/19 20:00	5	72.1	71.8	60.1	-	72.1	-
28/07/19 21:00	5	74.6	74.5	60.9	-	74.6	-
28/07/19 22:00	3	71.0	70.6	61.0	-	71.0	-
28/07/19 23:00	3	78.1	77.9	65.5	-	-	78.1
29/07/19 0:00	-	64.4	-	65.4	-	-	64.4
29/07/19 1:00	-	63.8	-	64.5	-	-	63.8
29/07/19 2:00	-	63.7	-	64.5	-	-	63.7
29/07/19 3:00	-	64.8	-	65.0	-	-	64.8
29/07/19 4:00	-	66.2	-	66.7	-	-	66.2
29/07/19 5:00	-	68.9	-	70.3	-	-	68.9
29/07/19 6:00	19	78.9	78.6	74.1	-	-	78.9
	115	**71.0**	**70.4**	**64.4**	**65.3**	**73.8**	**73.1**

Location: NDB-Hamm NMT # 4

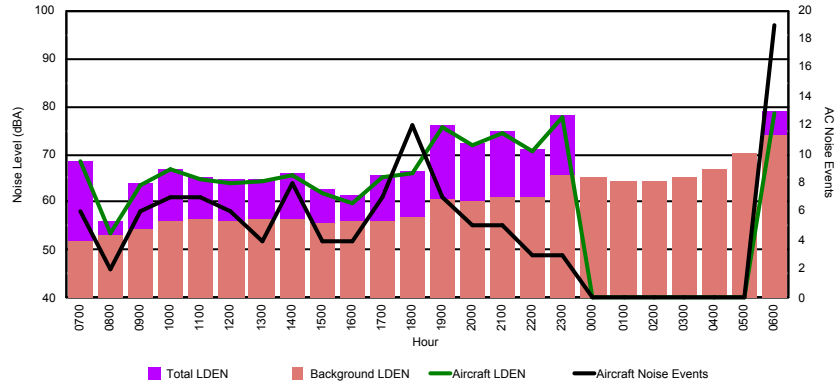

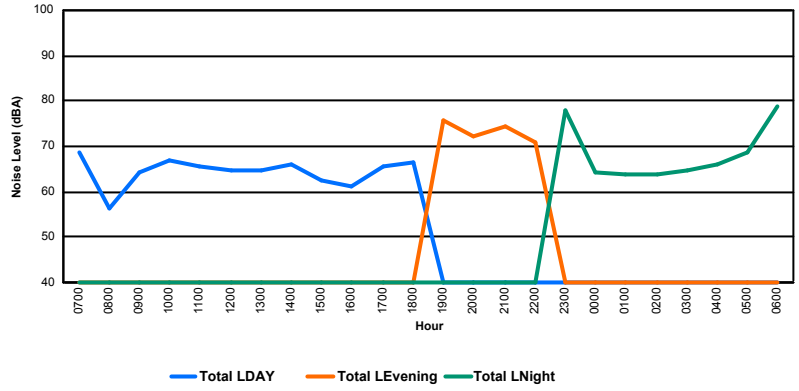

LE GOUVERNEMENT
DU GRAND-DUCHÉ DE LUXEMBOURG
Administration de la navigation aérienne

Luxembourg Airport

Noise Distribution by Hour

Between 29/07/2019 00:00:00 and 29/07/2019 23:59:59 (Local Time)

Day	Aircraft Events	Total LDEN dB (A)	Aircraft LDEN dB(A)	Background LDEN dB(A)	Total LDay dB(A)	Total LEvening dB(A)	Total LNight dB (A)
29/07/19 7:00	2	59.2	57.9	53.6	59.2	-	-
29/07/19 8:00	4	58.2	56.5	53.3	58.2	-	-
29/07/19 9:00	7	56.8	53.1	54.6	56.8	-	-
29/07/19 10:00	8	56.9	52.1	55.3	56.9	-	-
29/07/19 11:00	2	55.0	46.2	54.4	55.0	-	-
29/07/19 12:00	1	53.5	44.3	53.0	53.5	-	-
29/07/19 13:00	2	53.8	44.9	53.3	53.8	-	-
29/07/19 14:00	6	58.0	54.8	55.4	58.0	-	-
29/07/19 15:00	5	56.6	52.6	54.6	56.6	-	-
29/07/19 16:00	7	59.3	56.8	55.9	59.3	-	-
29/07/19 17:00	9	59.2	57.5	54.5	59.2	-	-
29/07/19 18:00	4	55.2	49.8	53.8	55.2	-	-
29/07/19 19:00	6	63.5	61.4	59.6	-	63.5	-
29/07/19 20:00	8	61.9	58.5	59.5	-	61.9	-
29/07/19 21:00	6	64.0	63.3	55.9	-	64.0	-
29/07/19 22:00	15	61.5	60.6	54.6	-	61.5	-
29/07/19 23:00	4	65.4	64.9	56.1	-	-	65.4
30/07/19 0:00	-	54.6	-	54.6	-	-	54.6
30/07/19 1:00	-	53.2	-	53.3	-	-	53.2
30/07/19 2:00	-	51.9	-	51.9	-	-	51.9
30/07/19 3:00	-	52.0	-	52.0	-	-	52.0
30/07/19 4:00	-	53.7	-	53.7	-	-	53.7
30/07/19 5:00	-	59.7	-	59.7	-	-	59.7
30/07/19 6:00	6	67.8	66.1	63.2	-	-	67.8
	102	**60.3**	**58.2**	**56.3**	**57.2**	**62.9**	**61.6**

Location: Roodt/Syr NMT # 1

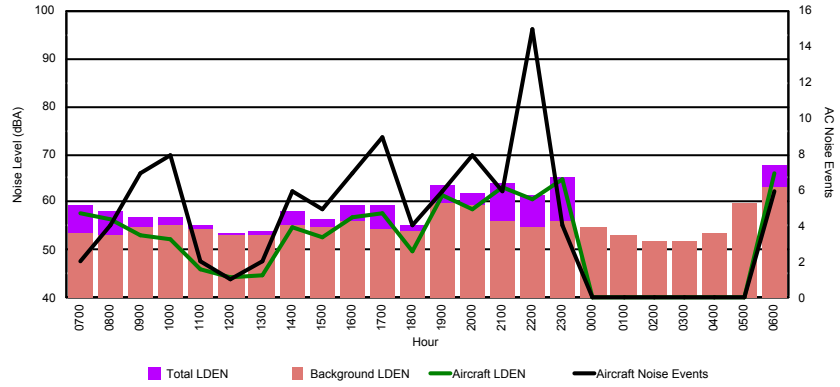

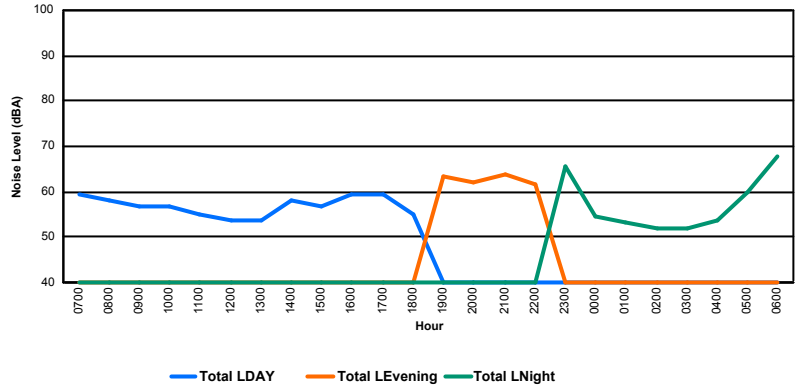

LE GOUVERNEMENT
DU GRAND-DUCHÉ DE LUXEMBOURG
Administration de la navigation aérienne

Luxembourg Airport

Noise Distribution by Hour

Between 29/07/2019 00:00:00 and 29/07/2019 23:59:59 (Local Time)

Day	Aircraft Events	Total LDEN dB (A)	Aircraft LDEN dB(A)	Background LDEN dB(A)	Total LDay dB(A)	Total LEvening dB(A)	Total LNight dB (A)
29/07/19 7:00	2	72.3	72.3	52.2	72.3	-	-
29/07/19 8:00	4	69.1	69.0	51.2	69.1	-	-
29/07/19 9:00	10	66.9	66.9	50.8	66.9	-	-
29/07/19 10:00	11	66.7	66.6	50.9	66.7	-	-
29/07/19 11:00	7	59.4	59.0	49.3	59.4	-	-
29/07/19 12:00	3	61.0	60.6	50.3	61.0	-	-
29/07/19 13:00	3	59.7	59.2	50.0	59.7	-	-
29/07/19 14:00	7	67.1	67.0	50.4	67.1	-	-
29/07/19 15:00	6	66.5	66.3	53.6	66.5	-	-
29/07/19 16:00	6	71.8	71.8	50.8	71.8	-	-
29/07/19 17:00	10	71.6	71.5	52.4	71.6	-	-
29/07/19 18:00	4	62.8	62.5	51.6	62.8	-	-
29/07/19 19:00	6	72.2	72.0	56.9	-	72.2	-
29/07/19 20:00	8	73.0	72.9	56.7	-	73.0	-
29/07/19 21:00	6	78.8	78.8	56.1	-	78.8	-
29/07/19 22:00	15	74.2	74.1	57.6	-	74.2	-
29/07/19 23:00	4	77.8	77.7	60.7	-	-	77.8
30/07/19 0:00	-	59.3	-	59.3	-	-	59.3
30/07/19 1:00	-	57.3	-	57.3	-	-	57.3
30/07/19 2:00	-	55.3	-	55.3	-	-	55.3
30/07/19 3:00	1	57.9	55.8	53.7	-	-	57.9
30/07/19 4:00	-	56.7	-	56.7	-	-	56.7
30/07/19 5:00	-	59.7	-	59.7	-	-	59.7
30/07/19 6:00	12	77.7	77.6	64.1	-	-	77.7
	125	**71.5**	**71.4**	**56.5**	**68.2**	**75.4**	**71.9**

Location: DVOR NMT # 2

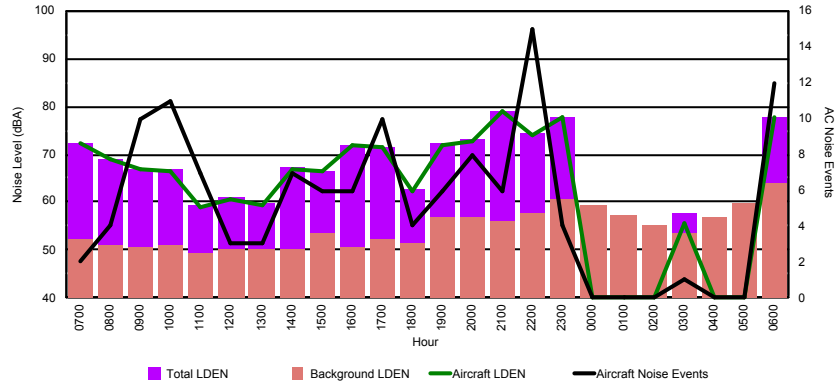

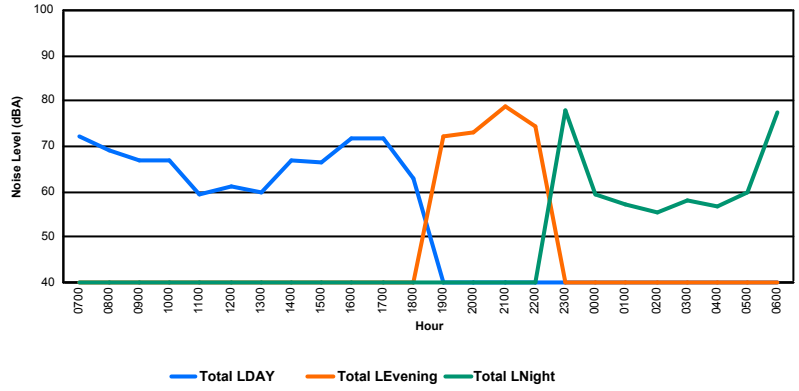

LE GOUVERNEMENT
DU GRAND-DUCHÉ DE LUXEMBOURG
Administration de la navigation aérienne

Luxembourg Airport

Noise Distribution by Hour

Between 29/07/2019 00:00:00 and 29/07/2019 23:59:59 (Local Time)

Day	Aircraft Events	Total LDEN dB (A)	Aircraft LDEN dB(A)	Background LDEN dB(A)	Total LDay dB(A)	Total LEvening dB(A)	Total LNight dB (A)
29/07/19 7:00	3	63.8	61.5	59.9	63.8	-	-
29/07/19 8:00	4	70.1	64.5	68.6	70.1	-	-
29/07/19 9:00	4	68.2	67.4	60.3	68.2	-	-
29/07/19 10:00	6	67.9	66.3	62.7	67.9	-	-
29/07/19 11:00	8	65.4	63.0	61.7	65.4	-	-
29/07/19 12:00	6	65.9	65.5	55.4	65.9	-	-
29/07/19 13:00	6	65.6	63.1	62.0	65.6	-	-
29/07/19 14:00	5	64.1	59.6	62.3	64.1	-	-
29/07/19 15:00	8	72.1	71.9	59.3	72.1	-	-
29/07/19 16:00	3	72.4	71.2	66.3	72.4	-	-
29/07/19 17:00	12	73.4	72.5	65.9	73.4	-	-
29/07/19 18:00	10	68.3	67.6	60.1	68.3	-	-
29/07/19 19:00	7	74.9	69.9	73.2	-	74.9	-
29/07/19 20:00	5	73.5	69.4	71.4	-	73.5	-
29/07/19 21:00	8	76.9	68.7	76.2	-	76.9	-
29/07/19 22:00	4	75.7	71.8	73.4	-	75.7	-
29/07/19 23:00	3	78.1	77.0	71.7	-	-	78.1
30/07/19 0:00	-	59.6	-	59.6	-	-	59.6
30/07/19 1:00	-	59.0	-	59.0	-	-	59.0
30/07/19 2:00	-	57.2	-	57.2	-	-	57.2
30/07/19 3:00	1	64.8	64.0	56.7	-	-	64.8
30/07/19 4:00	-	56.6	-	56.6	-	-	56.6
30/07/19 5:00	-	56.6	-	56.6	-	-	56.6
30/07/19 6:00	12	77.4	77.1	65.8	-	-	77.4
	115	**71.8**	**69.6**	**67.9**	**69.3**	**75.4**	**72.0**

Location: Mid Runway NMT # 3

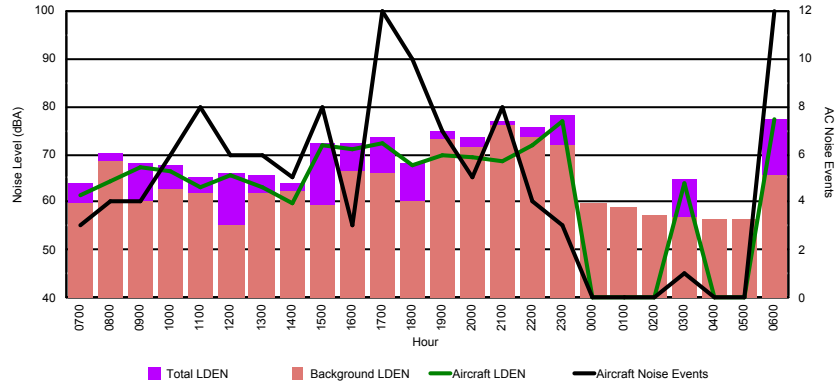

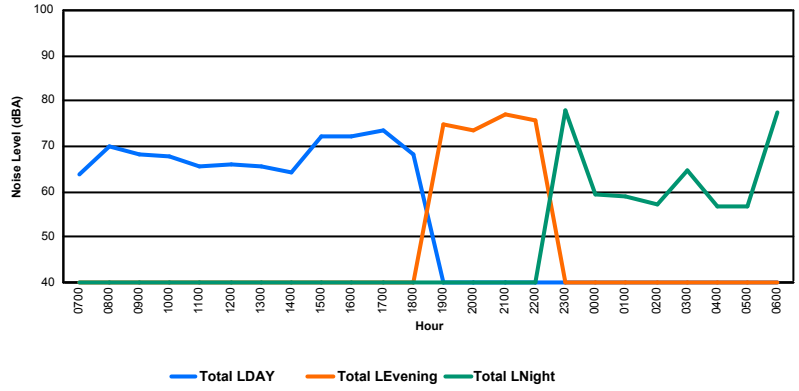

LE GOUVERNEMENT
DU GRAND-DUCHÉ DE LUXEMBOURG
Administration de la navigation aérienne

Luxembourg Airport

Noise Distribution by Hour

Between 29/07/2019 00:00:00 and 29/07/2019 23:59:59 (Local Time)

Day	Aircraft Events	Total LDEN dB (A)	Aircraft LDEN dB(A)	Background LDEN dB(A)	Total LDay dB(A)	Total LEvening dB(A)	Total LNight dB (A)
29/07/19 7:00	5	62.8	57.6	64.5	62.8	-	-
29/07/19 8:00	9	66.7	65.9	61.5	66.7	-	-
29/07/19 9:00	3	68.1	67.5	59.7	68.1	-	-
29/07/19 10:00	4	62.3	59.8	58.7	62.3	-	-
29/07/19 11:00	5	65.5	64.4	59.0	65.5	-	-
29/07/19 12:00	4	65.8	65.0	58.0	65.8	-	-
29/07/19 13:00	4	62.0	60.0	57.9	62.0	-	-
29/07/19 14:00	3	60.3	55.8	58.5	60.3	-	-
29/07/19 15:00	7	72.0	71.8	58.9	72.0	-	-
29/07/19 16:00	4	64.7	63.3	59.0	64.7	-	-
29/07/19 17:00	7	63.1	61.7	57.6	63.1	-	-
29/07/19 18:00	11	64.9	63.8	58.6	64.9	-	-
29/07/19 19:00	8	74.9	74.6	63.9	-	74.9	-
29/07/19 20:00	5	69.5	68.3	63.2	-	69.5	-
29/07/19 21:00	6	69.6	68.4	63.7	-	69.6	-
29/07/19 22:00	4	71.7	71.0	63.3	-	71.7	-
29/07/19 23:00	2	79.2	78.9	67.2	-	-	79.2
30/07/19 0:00	1	66.3	42.2	67.3	-	-	66.3
30/07/19 1:00	-	63.9	-	64.7	-	-	63.9
30/07/19 2:00	-	64.1	-	64.9	-	-	64.1
30/07/19 3:00	-	65.5	-	65.9	-	-	65.5
30/07/19 4:00	-	67.1	-	67.8	-	-	67.1
30/07/19 5:00	-	70.7	-	72.0	-	-	70.7
30/07/19 6:00	5	72.8	64.9	75.6	-	-	72.8
	97	**70.1**	**68.6**	**66.2**	**66.1**	**72.0**	**72.2**

Location: NDB-Hamm NMT # 4

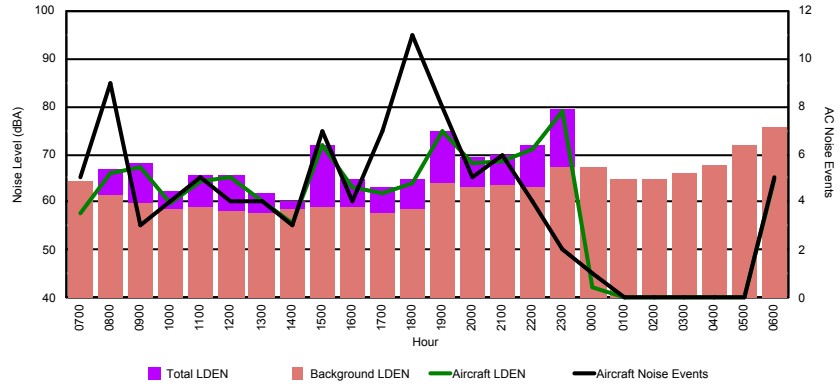

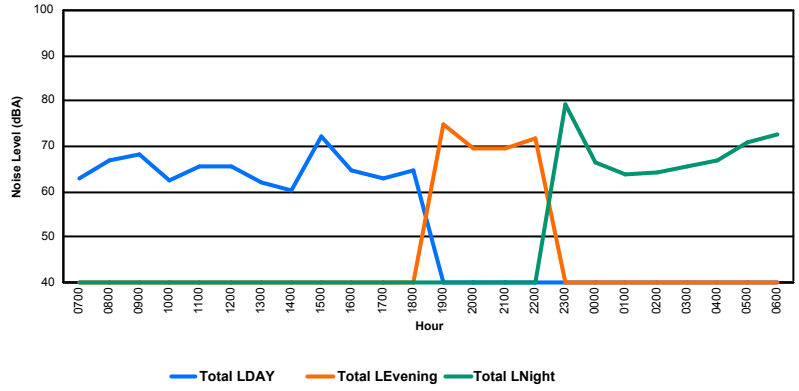

LE GOUVERNEMENT
DU GRAND-DUCHÉ DE LUXEMBOURG
Administration de la navigation aérienne

Luxembourg Airport

Noise Distribution by Hour

Between 30/07/2019 00:00:00 and 30/07/2019 23:59:59 (Local Time)

Day	Aircraft Events	Total LDEN dB (A)	Aircraft LDEN dB(A)	Background LDEN dB(A)	Total LDay dB(A)	Total LEvening dB(A)	Total LNight dB (A)
30/07/19 7:00	-	54.6	-	54.7	54.6	-	-
30/07/19 8:00	1	53.5	43.9	53.1	53.5	-	-
30/07/19 9:00	7	56.3	52.8	53.9	56.3	-	-
30/07/19 10:00	8	57.0	53.0	55.0	57.0	-	-
30/07/19 11:00	6	57.9	55.2	54.6	57.9	-	-
30/07/19 12:00	3	57.1	53.4	54.7	57.1	-	-
30/07/19 13:00	6	57.2	52.4	55.6	57.2	-	-
30/07/19 14:00	8	59.3	57.2	55.5	59.3	-	-
30/07/19 15:00	7	59.7	58.3	54.5	59.7	-	-
30/07/19 16:00	5	58.3	55.5	55.3	58.3	-	-
30/07/19 17:00	4	56.6	50.0	55.5	56.6	-	-
30/07/19 18:00	8	60.3	58.6	55.6	60.3	-	-
30/07/19 19:00	1	60.2	50.4	59.8	-	60.2	-
30/07/19 20:00	3	61.5	56.2	60.1	-	61.5	-
30/07/19 21:00	8	61.5	60.4	55.6	-	61.5	-
30/07/19 22:00	11	60.9	59.6	55.4	-	60.9	-
30/07/19 23:00	1	58.1	55.8	54.2	-	-	58.1
31/07/19 0:00	1	62.9	62.3	53.5	-	-	62.9
31/07/19 1:00	-	53.1	-	53.1	-	-	53.1
	88	**59.0**	**56.3**	**55.7**	**57.7**	**61.1**	**59.7**

Location: Roodt/Syr NMT # 1

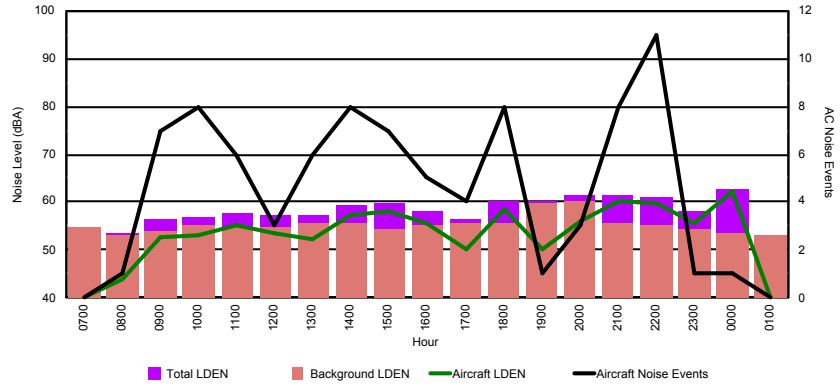

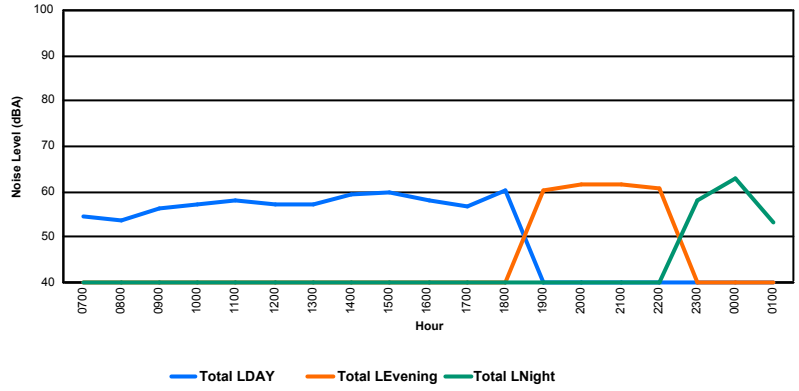

LE GOUVERNEMENT
DU GRAND-DUCHÉ DE LUXEMBOURG
Administration de la navigation aérienne

Luxembourg Airport

Noise Distribution by Hour

Between 30/07/2019 00:00:00 and 30/07/2019 23:59:59 (Local Time)

Day	Aircraft Events	Total LDEN dB (A)	Aircraft LDEN dB(A)	Background LDEN dB(A)	Total LDay dB(A)	Total LEvening dB(A)	Total LNight dB (A)
30/07/19 7:00	5	62.5	61.8	54.8	62.5	-	-
30/07/19 8:00	2	58.6	57.1	53.4	58.6	-	-
30/07/19 9:00	10	66.6	66.5	52.6	66.6	-	-
30/07/19 10:00	10	68.0	67.8	53.5	68.0	-	-
30/07/19 11:00	7	70.3	70.3	53.1	70.3	-	-
30/07/19 12:00	3	67.3	67.2	52.8	67.3	-	-
30/07/19 13:00	8	67.1	66.9	54.5	67.1	-	-
30/07/19 14:00	9	71.4	71.3	54.6	71.4	-	-
30/07/19 15:00	7	73.0	73.0	53.6	73.0	-	-
30/07/19 16:00	7	69.6	69.4	56.0	69.6	-	-
30/07/19 17:00	5	66.2	65.9	55.0	66.2	-	-
30/07/19 18:00	10	71.9	71.8	55.3	71.9	-	-
30/07/19 19:00	3	67.5	67.0	58.0	-	67.5	-
30/07/19 20:00	4	70.6	70.4	56.7	-	70.6	-
30/07/19 21:00	8	74.6	74.4	61.3	-	74.6	-
30/07/19 22:00	12	73.8	73.6	61.4	-	73.8	-
30/07/19 23:00	1	71.2	70.4	63.1	-	-	71.2
31/07/19 0:00	1	76.5	76.3	61.9	-	-	76.5
31/07/19 1:00	-	56.3	-	56.3	-	-	56.3
	112	**70.7**	**70.5**	**57.6**	**69.1**	**72.4**	**72.9**

Location: DVOR NMT # 2

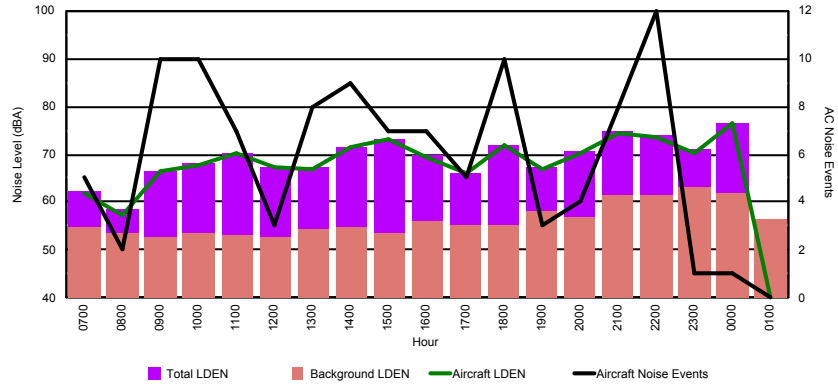

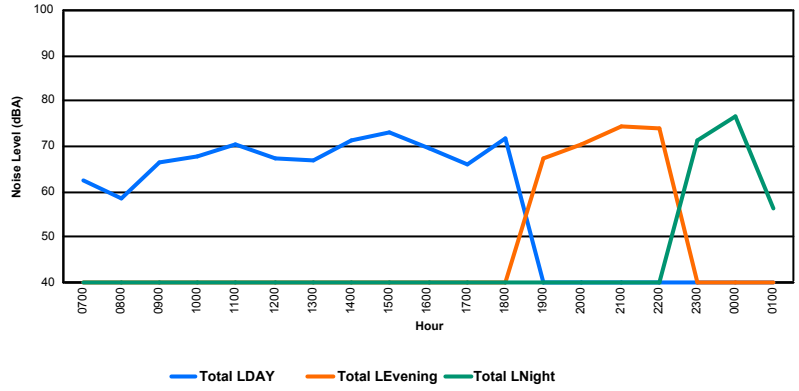

LE GOUVERNEMENT
DU GRAND-DUCHÉ DE LUXEMBOURG
Administration de la navigation aérienne

Luxembourg Airport

Noise Distribution by Hour

Between 30/07/2019 00:00:00 and 30/07/2019 23:59:59 (Local Time)

Day	Aircraft Events	Total LDEN dB (A)	Aircraft LDEN dB(A)	Background LDEN dB(A)	Total LDay dB(A)	Total LEvening dB(A)	Total LNight dB (A)
30/07/19 7:00	9	76.0	76.0	53.1	76.0	-	-
30/07/19 8:00	3	61.0	53.0	60.3	61.0	-	-
30/07/19 9:00	-	62.4	-	62.4	62.4	-	-
30/07/19 10:00	7	70.6	66.9	68.2	70.6	-	-
30/07/19 11:00	11	66.9	66.2	58.5	66.9	-	-
30/07/19 12:00	5	66.3	61.0	64.9	66.3	-	-
30/07/19 13:00	3	64.6	63.1	59.5	64.6	-	-
30/07/19 14:00	10	67.7	65.8	63.1	67.7	-	-
30/07/19 15:00	7	69.8	66.8	66.8	69.8	-	-
30/07/19 16:00	8	68.4	68.1	56.9	68.4	-	-
30/07/19 17:00	5	60.7	59.0	55.9	60.7	-	-
30/07/19 18:00	10	67.3	65.9	61.7	67.3	-	-
30/07/19 19:00	6	75.3	74.3	68.5	-	75.3	-
30/07/19 20:00	3	71.3	70.5	63.4	-	71.3	-
30/07/19 21:00	2	74.1	69.2	72.4	-	74.1	-
30/07/19 22:00	5	75.0	74.1	67.5	-	75.0	-
30/07/19 23:00	-	65.5	-	65.6	-	-	65.5
31/07/19 0:00	1	73.3	72.9	61.7	-	-	73.3
31/07/19 1:00	-	55.8	-	55.8	-	-	55.8
	95	**70.7**	**69.4**	**65.1**	**69.0**	**74.2**	**69.3**

Location: Mid Runway NMT # 3

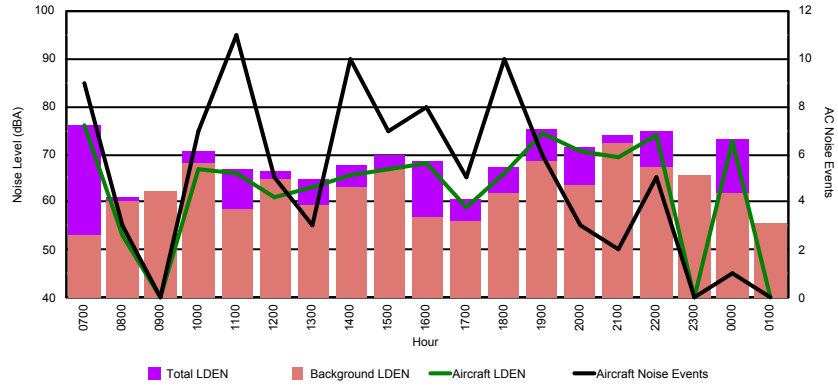

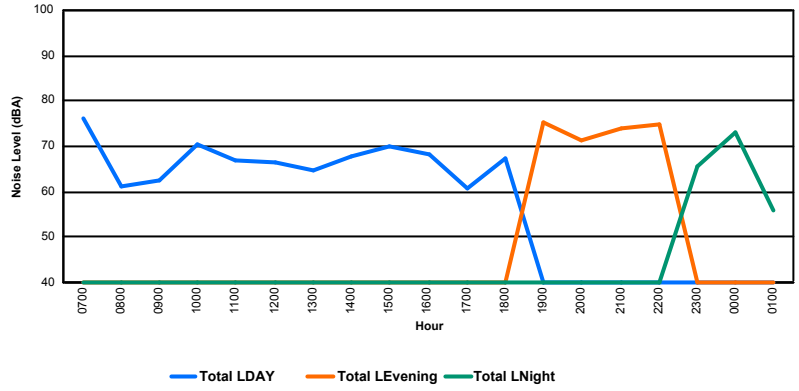

LE GOUVERNEMENT
DU GRAND-DUCHÉ DE LUXEMBOURG
Administration de la navigation aérienne

Luxembourg Airport

Noise Distribution by Hour

Between 30/07/2019 00:00:00 and 30/07/2019 23:59:59 (Local Time)

Day	Aircraft Events	Total LDEN dB (A)	Aircraft LDEN dB(A)	Background LDEN dB(A)	Total LDay dB(A)	Total LEvening dB(A)	Total LNight dB (A)
30/07/19 7:00	6	70.4	69.9	64.7	70.4	-	-
30/07/19 8:00	7	62.0	57.8	63.3	62.0	-	-
30/07/19 9:00	3	61.4	55.5	60.3	61.4	-	-
30/07/19 10:00	10	64.8	63.6	59.1	64.8	-	-
30/07/19 11:00	8	64.3	63.1	58.1	64.3	-	-
30/07/19 12:00	6	60.7	58.3	57.2	60.7	-	-
30/07/19 13:00	4	61.2	58.9	57.5	61.2	-	-
30/07/19 14:00	7	64.9	63.9	58.1	64.9	-	-
30/07/19 15:00	9	65.9	65.1	58.5	65.9	-	-
30/07/19 16:00	7	68.8	68.4	58.8	68.8	-	-
30/07/19 17:00	2	59.8	46.9	58.7	59.8	-	-
30/07/19 18:00	11	65.9	65.3	59.0	65.9	-	-
30/07/19 19:00	7	73.1	72.6	63.2	-	73.1	-
30/07/19 20:00	4	70.6	69.9	62.2	-	70.6	-
30/07/19 21:00	4	66.4	64.2	62.4	-	66.4	-
30/07/19 22:00	2	74.3	74.0	63.1	-	74.3	-
30/07/19 23:00	-	66.0	-	66.0	-	-	66.0
31/07/19 0:00	1	74.3	74.0	62.4	-	-	74.3
31/07/19 1:00	-	60.5	-	60.7	-	-	60.5
	98	**68.6**	**67.8**	**61.5**	**65.4**	**72.0**	**70.3**

Location: NDB-Hamm NMT # 4

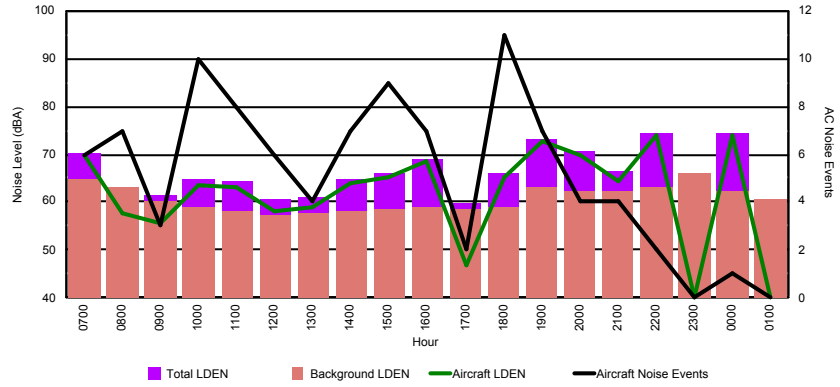

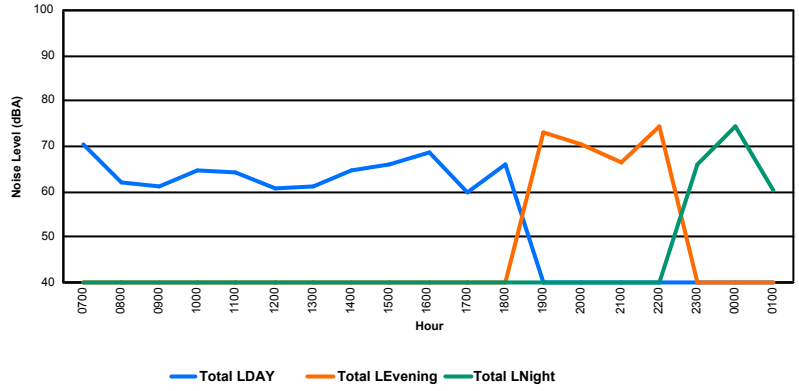

LE GOUVERNEMENT
DU GRAND-DUCHÉ DE LUXEMBOURG
Administration de la navigation aérienne

Luxembourg Airport

Noise Distribution by Hour

Between 31/07/2019 00:00:00 and 31/07/2019 23:59:59 (Local Time)

Day	Aircraft Events	Total LDEN dB (A)	Aircraft LDEN dB(A)	Background LDEN dB(A)	Total LDay dB(A)	Total LEvening dB(A)	Total LNight dB (A)
31/07/19 7:00	2	57.7	55.9	53.3	57.7	-	-
31/07/19 8:00	5	58.3	57.0	52.7	58.3	-	-
31/07/19 9:00	7	56.5	52.2	54.6	56.5	-	-
31/07/19 10:00	11	60.4	59.1	55.1	60.4	-	-
31/07/19 11:00	5	59.1	57.7	53.9	59.1	-	-
31/07/19 12:00	4	57.7	55.1	54.5	57.7	-	-
31/07/19 13:00	5	55.8	50.3	54.6	55.8	-	-
31/07/19 14:00	3	56.4	53.1	53.7	56.4	-	-
31/07/19 15:00	5	59.0	57.3	54.1	59.0	-	-
31/07/19 16:00	9	59.4	57.7	54.9	59.4	-	-
31/07/19 17:00	6	56.7	53.0	54.4	56.7	-	-
31/07/19 18:00	7	56.5	52.6	54.4	56.5	-	-
31/07/19 19:00	4	61.9	58.6	59.1	-	61.9	-
31/07/19 20:00	9	63.3	61.0	59.5	-	63.3	-
31/07/19 21:00	4	59.1	54.5	57.4	-	59.1	-
31/07/19 22:00	13	61.8	60.9	54.8	-	61.8	-
31/07/19 23:00	-	57.8	-	57.9	-	-	57.8
01/08/19 0:00	1	64.0	63.7	52.1	-	-	64.0
01/08/19 1:00	2	64.9	64.8	51.7	-	-	64.9
01/08/19 2:00	-	51.2	-	51.2	-	-	51.2
01/08/19 3:00	-	54.5	-	54.6	-	-	54.5
01/08/19 4:00	-	60.9	-	61.0	-	-	60.9
01/08/19 5:00	1	60.6	59.4	54.9	-	-	60.6
01/08/19 6:00	1	66.2	63.7	62.6	-	-	66.2
	104	**60.5**	**58.4**	**56.4**	**58.0**	**61.8**	**62.2**

Location: Roodt/Syr NMT # 1

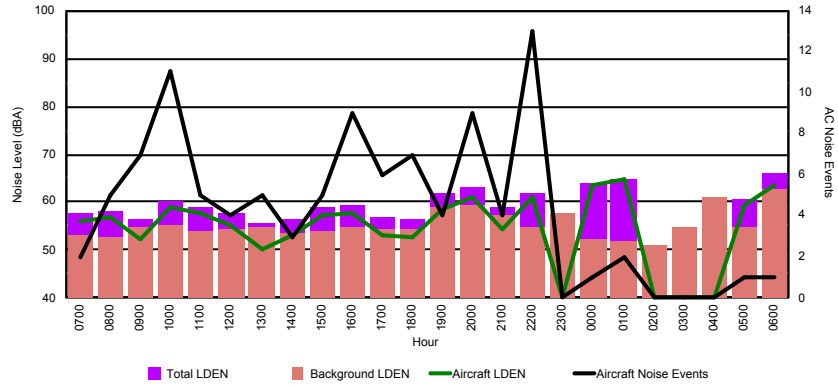

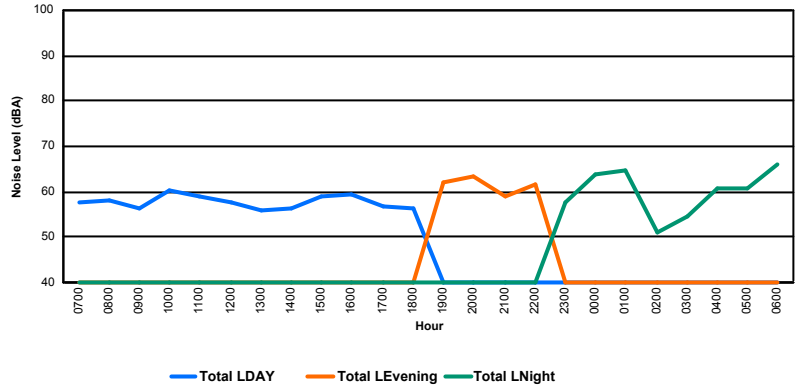

LE GOUVERNEMENT
DU GRAND-DUCHÉ DE LUXEMBOURG
Administration de la navigation aérienne

Luxembourg Airport

Noise Distribution by Hour

Between 31/07/2019 00:00:00 and 31/07/2019 23:59:59 (Local Time)

Day	Aircraft Events	Total LDEN dB (A)	Aircraft LDEN dB(A)	Background LDEN dB(A)	Total LDay dB(A)	Total LEvening dB(A)	Total LNight dB (A)
31/07/19 7:00	2	68.9	68.8	55.0	68.9	-	-
31/07/19 8:00	6	69.3	69.2	54.2	69.3	-	-
31/07/19 9:00	8	65.7	65.3	54.2	65.7	-	-
31/07/19 10:00	12	82.3	82.3	54.6	82.3	-	-
31/07/19 11:00	6	71.0	71.0	53.9	71.0	-	-
31/07/19 12:00	4	68.8	68.8	51.9	68.8	-	-
31/07/19 13:00	5	65.2	64.8	53.9	65.2	-	-
31/07/19 14:00	3	68.3	68.1	53.2	68.3	-	-
31/07/19 15:00	5	72.6	72.6	53.4	72.6	-	-
31/07/19 16:00	10	71.2	71.2	53.6	71.2	-	-
31/07/19 17:00	6	67.3	67.1	52.3	67.3	-	-
31/07/19 18:00	7	67.0	66.7	55.0	67.0	-	-
31/07/19 19:00	4	74.1	74.0	58.2	-	74.1	-
31/07/19 20:00	11	75.7	75.6	57.5	-	75.7	-
31/07/19 21:00	4	69.9	69.5	59.5	-	69.9	-
31/07/19 22:00	13	74.8	74.6	61.5	-	74.8	-
31/07/19 23:00	-	59.4	-	59.4	-	-	59.4
01/08/19 0:00	1	77.0	76.9	59.1	-	-	77.0
01/08/19 1:00	2	77.5	77.4	57.4	-	-	77.5
01/08/19 2:00	-	55.5	-	55.5	-	-	55.5
01/08/19 3:00	-	55.0	-	55.0	-	-	55.0
01/08/19 4:00	-	57.4	-	57.4	-	-	57.4
01/08/19 5:00	-	60.4	-	60.4	-	-	60.4
01/08/19 6:00	6	78.6	78.3	68.0	-	-	78.6
	115	**73.6**	**73.4**	**58.6**	**73.4**	**74.1**	**73.6**

Location: DVOR NMT # 2

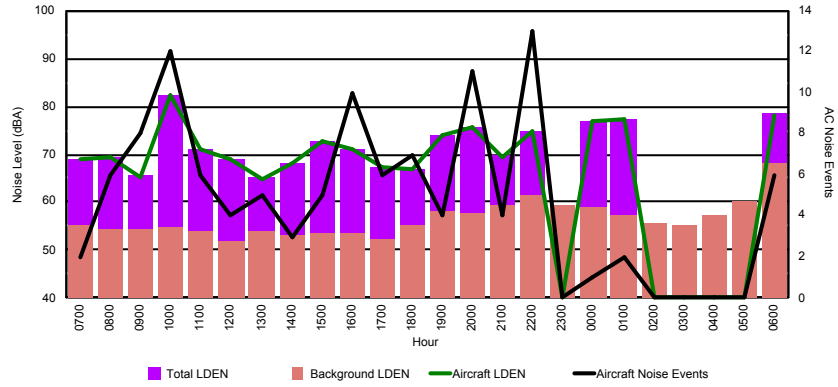

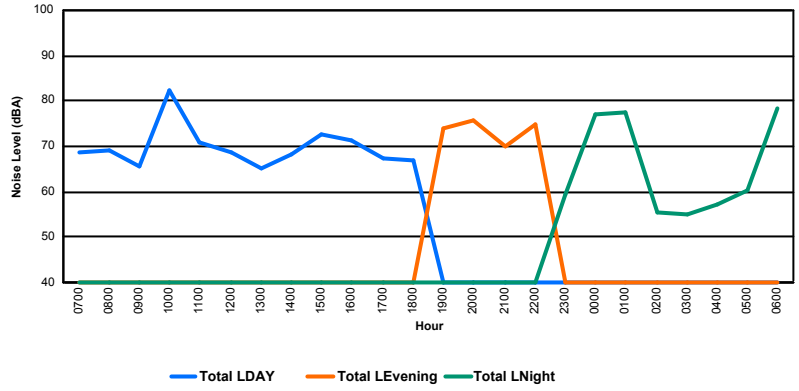

LE GOUVERNEMENT
DU GRAND-DUCHÉ DE LUXEMBOURG
Administration de la navigation aérienne

Luxembourg Airport

Noise Distribution by Hour

Between 31/07/2019 00:00:00 and 31/07/2019 23:59:59 (Local Time)

Day	Aircraft Events	Total LDEN dB (A)	Aircraft LDEN dB(A)	Background LDEN dB(A)	Total LDay dB(A)	Total LEvening dB(A)	Total LNight dB (A)
31/07/19 7:00	6	67.1	66.3	59.8	67.1	-	-
31/07/19 8:00	8	68.2	59.2	67.6	68.2	-	-
31/07/19 9:00	6	67.6	67.1	58.1	67.6	-	-
31/07/19 10:00	5	76.5	76.3	62.3	76.5	-	-
31/07/19 11:00	8	68.4	65.6	65.2	68.4	-	-
31/07/19 12:00	3	64.0	61.5	60.3	64.0	-	-
31/07/19 13:00	5	66.6	64.3	62.7	66.6	-	-
31/07/19 14:00	4	60.1	57.9	56.1	60.1	-	-
31/07/19 15:00	7	69.0	67.3	64.2	69.0	-	-
31/07/19 16:00	5	66.3	65.0	60.6	66.3	-	-
31/07/19 17:00	10	65.2	63.9	59.6	65.2	-	-
31/07/19 18:00	9	70.2	63.8	69.0	70.2	-	-
31/07/19 19:00	10	75.9	73.7	71.7	-	75.9	-
31/07/19 20:00	2	72.1	67.0	70.6	-	72.1	-
31/07/19 21:00	6	75.4	71.1	73.5	-	75.4	-
31/07/19 22:00	3	74.9	73.8	68.2	-	74.9	-
31/07/19 23:00	1	71.4	71.0	60.2	-	-	71.4
01/08/19 0:00	-	69.1	-	69.1	-	-	69.1
01/08/19 1:00	-	68.8	-	68.9	-	-	68.8
01/08/19 2:00	-	60.2	-	60.0	-	-	60.2
01/08/19 3:00	-	55.8	-	55.8	-	-	55.8
01/08/19 4:00	-	56.4	-	56.4	-	-	56.4
01/08/19 5:00	-	54.9	-	54.9	-	-	54.9
01/08/19 6:00	14	81.8	80.3	76.3	-	-	81.8
	112	**72.3**	**70.3**	**67.8**	**69.3**	**74.8**	**73.6**

Location: Mid Runway NMT # 3

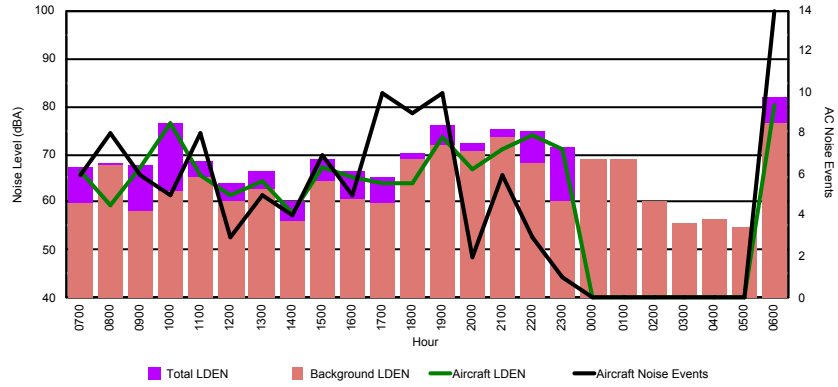

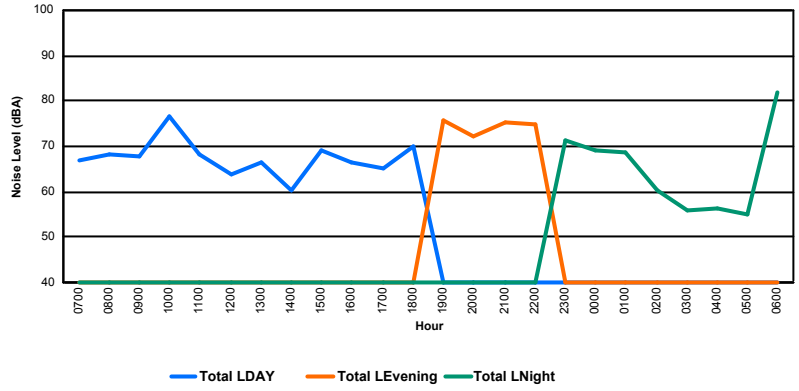

LE GOUVERNEMENT
DU GRAND-DUCHÉ DE LUXEMBOURG
Administration de la navigation aérienne

Luxembourg Airport
Noise Distribution by Hour

Between 31/07/2019 00:00:00 and 31/07/2019 23:59:59 (Local Time)

Day	Aircraft Events	Total LDEN dB (A)	Aircraft LDEN dB(A)	Background LDEN dB(A)	Total LDay dB(A)	Total LEvening dB(A)	Total LNight dB (A)
31/07/19 7:00	9	64.7	63.4	64.3	64.7	-	-
31/07/19 8:00	13	67.6	67.1	59.8	67.6	-	-
31/07/19 9:00	6	65.8	64.9	58.5	65.8	-	-
31/07/19 10:00	6	64.0	62.9	57.9	64.0	-	-
31/07/19 11:00	11	66.1	65.4	58.1	66.1	-	-
31/07/19 12:00	2	61.5	59.2	57.8	61.5	-	-
31/07/19 13:00	7	64.9	64.1	57.5	64.9	-	-
31/07/19 14:00	5	58.7	52.5	57.6	58.7	-	-
31/07/19 15:00	6	67.1	66.6	57.0	67.1	-	-
31/07/19 16:00	5	62.3	60.8	57.1	62.3	-	-
31/07/19 17:00	8	62.0	59.4	58.7	62.0	-	-
31/07/19 18:00	11	68.5	68.1	58.0	68.5	-	-
31/07/19 19:00	9	73.6	73.3	62.4	-	73.6	-
31/07/19 20:00	2	63.0	58.7	61.0	-	63.0	-
31/07/19 21:00	10	71.7	71.2	61.7	-	71.7	-
31/07/19 22:00	3	72.4	72.1	61.3	-	72.4	-
31/07/19 23:00	1	72.8	71.9	65.0	-	-	72.8
01/08/19 0:00	-	64.3	-	65.0	-	-	64.3
01/08/19 1:00	-	63.4	-	64.2	-	-	63.4
01/08/19 2:00	-	63.5	-	64.2	-	-	63.5
01/08/19 3:00	-	65.1	-	65.4	-	-	65.1
01/08/19 4:00	-	67.1	-	67.9	-	-	67.1
01/08/19 5:00	-	69.2	-	70.7	-	-	69.2
01/08/19 6:00	16	78.2	77.8	71.4	-	-	78.2
	130	**69.3**	**68.2**	**64.1**	**65.2**	**71.5**	**71.3**

Location: NDB-Hamm NMT # 4

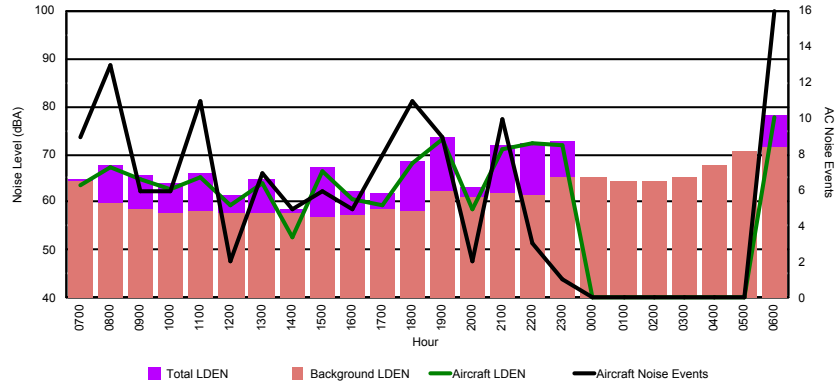

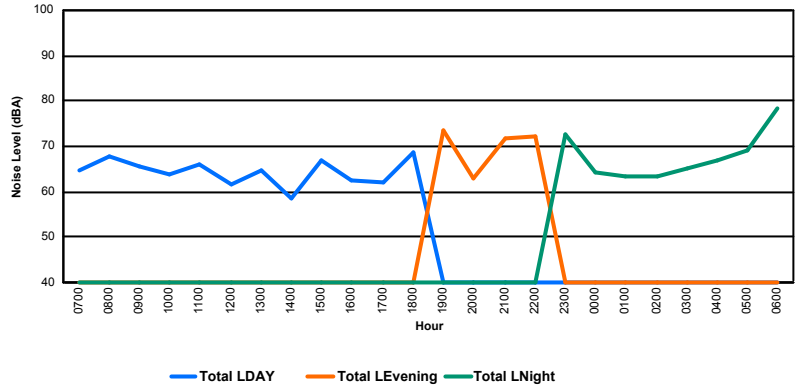

LE GOUVERNEMENT
DU GRAND-DUCHÉ DE LUXEMBOURG
Administration de la navigation aérienne

Luxembourg Airport

Noise Distribution by Hour

Between 01/08/2019 00:00:00 and 01/08/2019 23:59:59 (Local Time)

Day	Aircraft Events	Total LDEN dB (A)	Aircraft LDEN dB(A)	Background LDEN dB(A)	Total LDay dB(A)	Total LEvening dB(A)	Total LNight dB (A)
01/08/19 7:00	3	59.8	58.9	53.0	59.8	-	-
01/08/19 8:00	3	55.0	51.8	52.4	55.0	-	-
01/08/19 9:00	8	56.7	53.9	53.6	56.7	-	-
01/08/19 10:00	4	54.9	51.0	52.9	54.9	-	-
01/08/19 11:00	4	56.2	52.4	54.0	56.2	-	-
01/08/19 12:00	4	56.5	54.0	53.2	56.5	-	-
01/08/19 13:00	7	57.5	54.6	54.6	57.5	-	-
01/08/19 14:00	4	57.9	55.9	53.6	57.9	-	-
01/08/19 15:00	8	58.9	57.4	53.8	58.9	-	-
01/08/19 16:00	7	58.2	56.4	53.8	58.2	-	-
01/08/19 17:00	4	56.8	54.2	53.3	56.8	-	-
01/08/19 18:00	8	58.0	56.0	53.9	58.0	-	-
01/08/19 19:00	7	65.3	64.1	59.1	-	65.3	-
01/08/19 20:00	5	61.6	58.0	59.3	-	61.6	-
01/08/19 21:00	2	55.2	52.0	52.5	-	55.2	-
01/08/19 22:00	4	66.6	66.1	56.7	-	66.6	-
01/08/19 23:00	3	69.5	67.1	65.7	-	-	69.5
02/08/19 0:00	-	54.9	-	54.9	-	-	54.9
02/08/19 1:00	-	51.4	-	51.4	-	-	51.4
02/08/19 2:00	-	51.4	-	51.4	-	-	51.4
02/08/19 3:00	-	51.1	-	51.1	-	-	51.1
02/08/19 4:00	-	53.2	-	53.2	-	-	53.2
02/08/19 5:00	-	56.2	-	56.2	-	-	56.2
02/08/19 6:00	6	67.9	67.0	60.8	-	-	67.9
	91	**61.4**	**59.5**	**56.7**	**57.4**	**63.9**	**63.1**

Location: Roodt/Syr NMT # 1

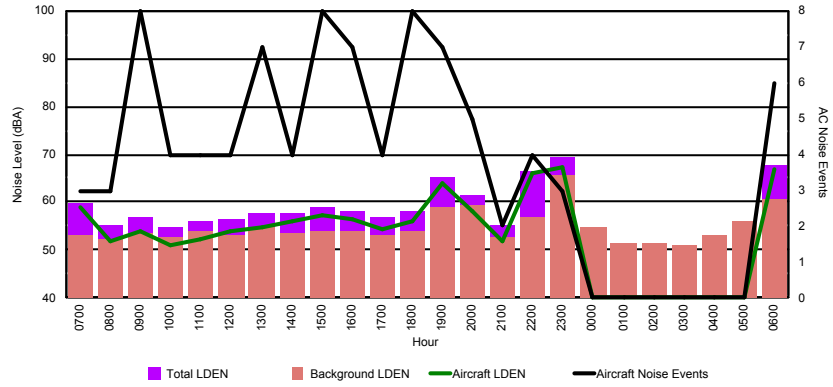

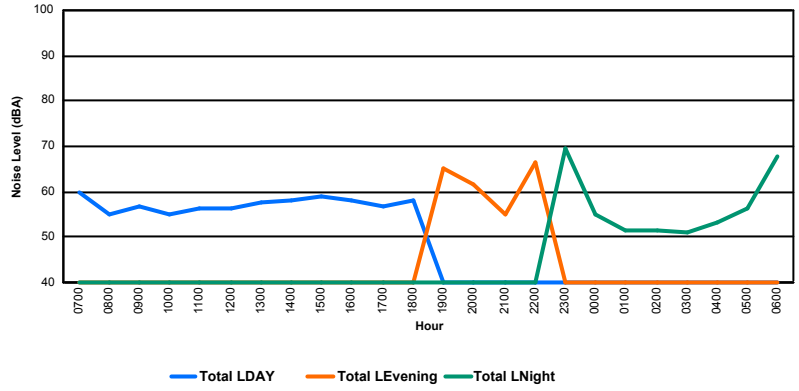

LE GOUVERNEMENT
DU GRAND-DUCHÉ DE LUXEMBOURG
Administration de la navigation aérienne

Luxembourg Airport

Noise Distribution by Hour

Between 01/08/2019 00:00:00 and 01/08/2019 23:59:59 (Local Time)

Day	Aircraft Events	Total LDEN dB (A)	Aircraft LDEN dB(A)	Background LDEN dB(A)	Total LDay dB(A)	Total LEvening dB(A)	Total LNight dB (A)
01/08/19 7:00	5	75.6	74.8	67.7	75.6	-	-
01/08/19 8:00	11	67.9	67.6	56.2	67.9	-	-
01/08/19 9:00	10	68.1	67.1	61.2	68.1	-	-
01/08/19 10:00	5	65.8	64.4	60.3	65.8	-	-
01/08/19 11:00	4	64.4	63.9	55.3	64.4	-	-
01/08/19 12:00	3	70.0	69.9	51.2	70.0	-	-
01/08/19 13:00	9	69.5	69.4	52.2	69.5	-	-
01/08/19 14:00	5	68.8	68.7	52.3	68.8	-	-
01/08/19 15:00	10	73.1	73.0	53.8	73.1	-	-
01/08/19 16:00	8	70.0	69.9	52.9	70.0	-	-
01/08/19 17:00	5	67.9	67.8	50.4	67.9	-	-
01/08/19 18:00	8	68.8	68.7	49.8	68.8	-	-
01/08/19 19:00	7	76.9	76.8	57.6	-	76.9	-
01/08/19 20:00	5	70.8	70.7	53.8	-	70.8	-
01/08/19 21:00	2	63.7	63.2	54.6	-	63.7	-
01/08/19 22:00	4	75.8	75.8	55.7	-	75.8	-
01/08/19 23:00	3	78.6	77.1	73.2	-	-	78.6
02/08/19 0:00	-	57.2	-	57.2	-	-	57.2
02/08/19 1:00	-	53.9	-	53.9	-	-	53.9
02/08/19 2:00	-	53.1	-	53.1	-	-	53.1
02/08/19 3:00	-	51.9	-	51.9	-	-	51.9
02/08/19 4:00	-	53.6	-	53.6	-	-	53.6
02/08/19 5:00	1	59.8	56.6	57.0	-	-	59.8
02/08/19 6:00	13	76.8	76.6	59.8	-	-	76.8
	118	**71.6**	**71.1**	**61.7**	**70.2**	**74.0**	**71.9**

Location: DVOR NMT # 2

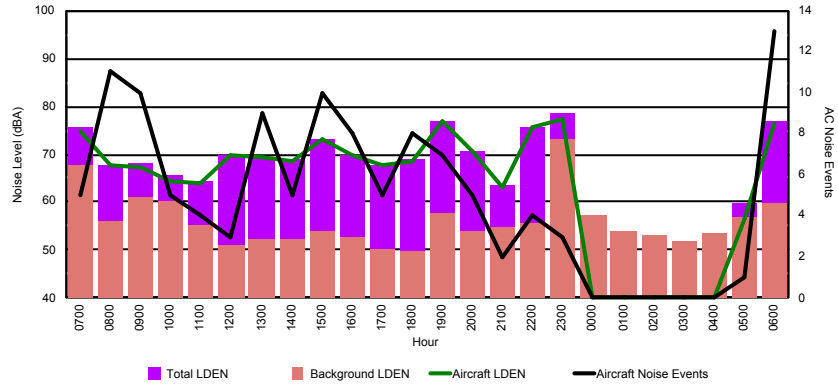

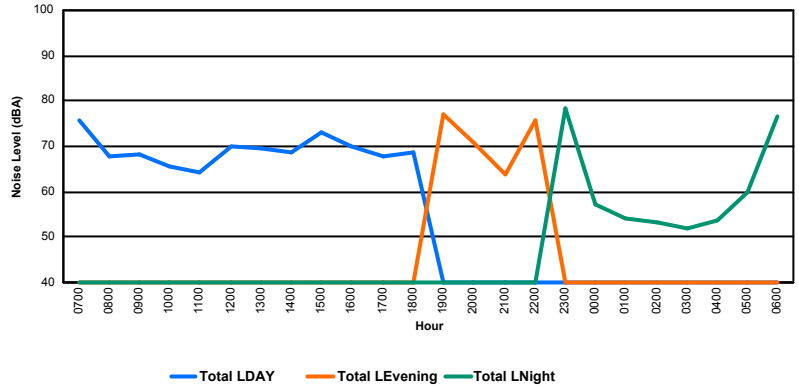

LE GOUVERNEMENT
DU GRAND-DUCHÉ DE LUXEMBOURG
Administration de la navigation aérienne

Luxembourg Airport

Noise Distribution by Hour

Between 01/08/2019 00:00:00 and 01/08/2019 23:59:59 (Local Time)

Day	Aircraft Events	Total LDEN dB (A)	Aircraft LDEN dB(A)	Background LDEN dB(A)	Total LDay dB(A)	Total LEvening dB(A)	Total LNight dB (A)
01/08/19 7:00	2	70.8	67.7	67.9	70.8	-	-
01/08/19 8:00	6	62.5	61.6	55.3	62.5	-	-
01/08/19 9:00	6	66.6	65.8	59.0	66.6	-	-
01/08/19 10:00	4	71.9	65.7	70.7	71.9	-	-
01/08/19 11:00	4	66.3	64.5	61.7	66.3	-	-
01/08/19 12:00	5	66.2	61.4	64.4	66.2	-	-
01/08/19 13:00	4	62.8	59.7	60.0	62.8	-	-
01/08/19 14:00	4	66.4	64.3	62.1	66.4	-	-
01/08/19 15:00	9	71.5	67.8	69.1	71.5	-	-
01/08/19 16:00	10	73.6	66.8	72.7	73.6	-	-
01/08/19 17:00	7	69.8	67.5	66.0	69.8	-	-
01/08/19 18:00	10	68.8	65.9	65.9	68.8	-	-
01/08/19 19:00	12	72.3	68.1	65.0	-	72.3	-
01/08/19 20:00	6	73.5	74.5	63.0	-	73.5	-
01/08/19 21:00	4	70.4	69.6	62.7	-	70.4	-
01/08/19 22:00	7	76.5	76.0	67.3	-	76.5	-
01/08/19 23:00	3	77.9	75.6	74.1	-	-	77.9
02/08/19 0:00	-	64.8	-	64.8	-	-	64.8
02/08/19 1:00	-	58.4	-	58.5	-	-	58.4
02/08/19 2:00	-	57.4	-	57.4	-	-	57.4
02/08/19 3:00	-	55.6	-	55.6	-	-	55.6
02/08/19 4:00	-	54.6	-	54.6	-	-	54.6
02/08/19 5:00	1	66.8	65.9	59.1	-	-	66.8
02/08/19 6:00	15	80.3	80.0	69.2	-	-	80.3
	119	**72.0**	**70.5**	**66.7**	**69.3**	**73.8**	**73.5**

Location: Mid Runway NMT # 3

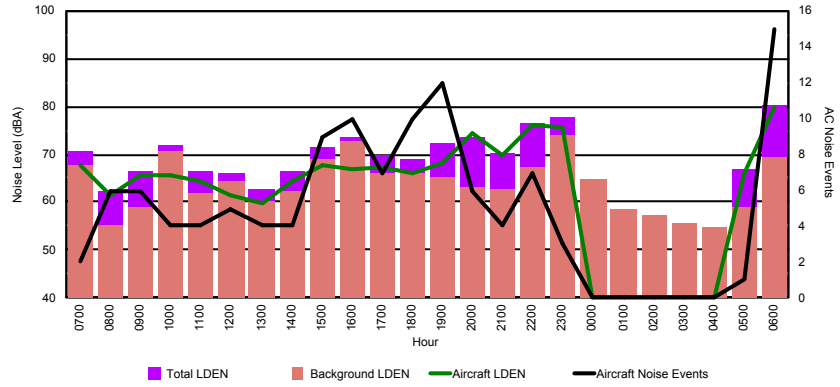

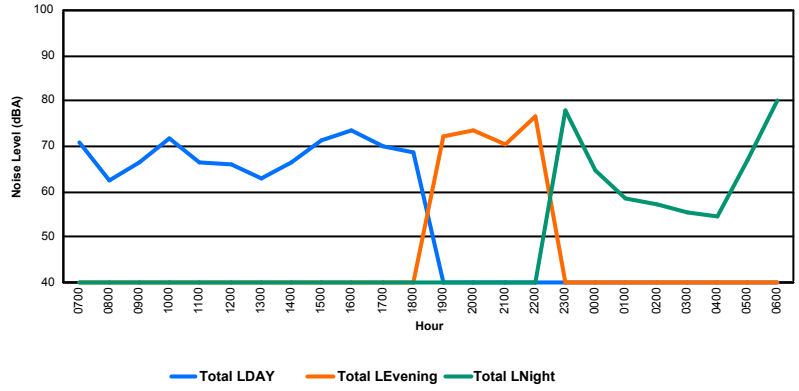

LE GOUVERNEMENT
DU GRAND-DUCHÉ DE LUXEMBOURG
Administration de la navigation aérienne

Luxembourg Airport

Noise Distribution by Hour

Between 01/08/2019 00:00:00 and 01/08/2019 23:59:59 (Local Time)

Day	Aircraft Events	Total LDEN dB (A)	Aircraft LDEN dB(A)	Background LDEN dB(A)	Total LDay dB(A)	Total LEvening dB(A)	Total LNight dB (A)
01/08/19 7:00	4	68.7	67.9	64.6	68.7	-	-
01/08/19 8:00	8	64.3	62.4	62.9	64.3	-	-
01/08/19 9:00	3	63.9	61.6	60.1	63.9	-	-
01/08/19 10:00	10	69.8	69.4	59.4	69.8	-	-
01/08/19 11:00	5	63.3	61.3	59.0	63.3	-	-
01/08/19 12:00	7	63.6	62.0	58.8	63.6	-	-
01/08/19 13:00	3	60.0	56.1	57.8	60.0	-	-
01/08/19 14:00	6	63.2	61.1	59.1	63.2	-	-
01/08/19 15:00	8	69.0	68.6	58.8	69.0	-	-
01/08/19 16:00	6	65.1	63.9	59.2	65.1	-	-
01/08/19 17:00	8	63.1	60.9	59.4	63.1	-	-
01/08/19 18:00	8	65.4	64.2	59.4	65.4	-	-
01/08/19 19:00	5	64.9	60.3	63.2	-	64.9	-
01/08/19 20:00	4	73.5	73.1	62.8	-	73.5	-
01/08/19 21:00	4	69.5	68.4	63.0	-	69.5	-
01/08/19 22:00	18	72.5	72.0	63.9	-	72.5	-
01/08/19 23:00	2	70.5	66.0	68.6	-	-	70.5
02/08/19 0:00	2	73.7	73.1	65.8	-	-	73.7
02/08/19 1:00	-	64.0	-	64.7	-	-	64.0
02/08/19 2:00	-	62.5	-	63.0	-	-	62.5
02/08/19 3:00	1	66.1	62.8	63.4	-	-	66.1
02/08/19 4:00	-	65.3	-	65.6	-	-	65.3
02/08/19 5:00	-	68.3	-	69.5	-	-	68.3
02/08/19 6:00	4	71.7	62.8	73.2	-	-	71.7
	116	**68.4**	**66.6**	**64.8**	**65.9**	**71.2**	**69.3**

Location: NDB-Hamm NMT # 4

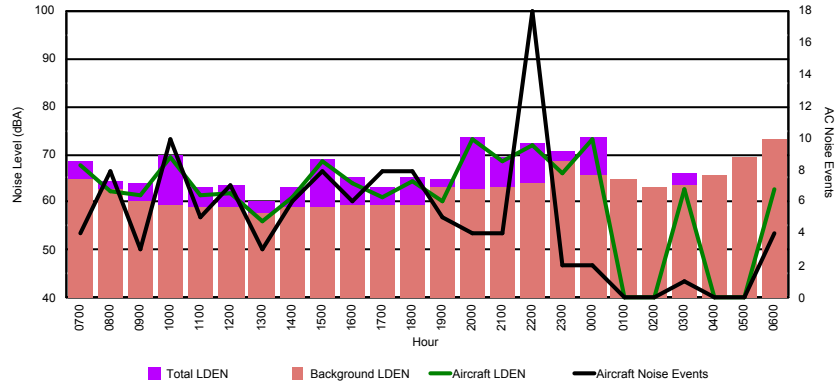

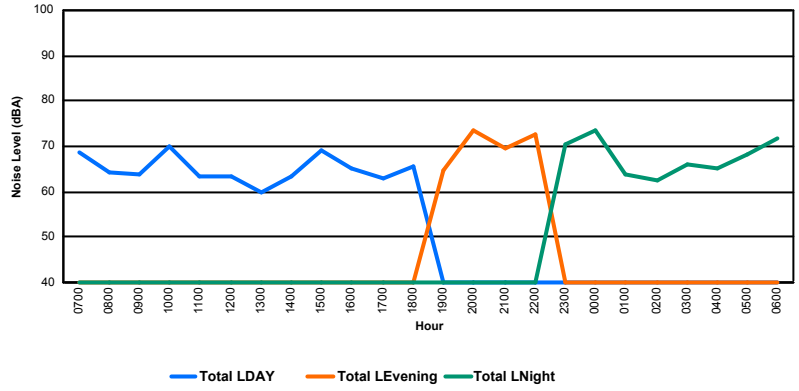

LE GOUVERNEMENT
DU GRAND-DUCHÉ DE LUXEMBOURG
Administration de la navigation aérienne

Luxembourg Airport

Noise Distribution by Hour

Between 02/08/2019 00:00:00 and 02/08/2019 23:59:59 (Local Time)

Day	Aircraft Events	Total LDEN dB (A)	Aircraft LDEN dB(A)	Background LDEN dB(A)	Total LDay dB(A)	Total LEvening dB(A)	Total LNight dB (A)
02/08/19 7:00	4	57.7	55.7	53.6	57.7	-	-
02/08/19 8:00	3	56.7	54.5	52.9	56.7	-	-
02/08/19 9:00	4	54.4	47.9	53.4	54.4	-	-
02/08/19 10:00	2	55.5	47.5	54.8	55.5	-	-
02/08/19 11:00	4	56.3	51.2	54.9	56.3	-	-
02/08/19 12:00	2	58.7	57.1	53.6	58.7	-	-
02/08/19 13:00	1	54.4	43.6	54.1	54.4	-	-
02/08/19 14:00	5	55.8	52.1	53.5	55.8	-	-
02/08/19 15:00	6	57.9	55.6	54.1	57.9	-	-
02/08/19 16:00	6	58.3	55.5	55.1	58.3	-	-
02/08/19 17:00	11	59.5	57.7	55.1	59.5	-	-
02/08/19 18:00	6	56.1	51.4	54.4	56.1	-	-
02/08/19 19:00	2	59.8	50.7	59.3	-	59.8	-
02/08/19 20:00	6	64.8	62.7	60.9	-	64.8	-
02/08/19 21:00	6	61.0	59.7	55.3	-	61.0	-
02/08/19 22:00	14	62.6	61.3	57.3	-	62.6	-
02/08/19 23:00	2	60.2	53.0	59.4	-	-	60.2
03/08/19 0:00	-	52.7	-	52.7	-	-	52.7
03/08/19 1:00	-	51.0	-	51.0	-	-	51.0
03/08/19 2:00	-	51.0	-	51.0	-	-	51.0
03/08/19 3:00	-	51.8	-	51.8	-	-	51.8
03/08/19 4:00	-	51.3	-	51.3	-	-	51.3
03/08/19 5:00	1	64.9	64.7	53.8	-	-	64.9
03/08/19 6:00	-	61.0	-	61.0	-	-	61.0
	85	**59.0**	**56.4**	**55.8**	**57.1**	**62.5**	**58.8**

Location: Roodt/Syr NMT # 1

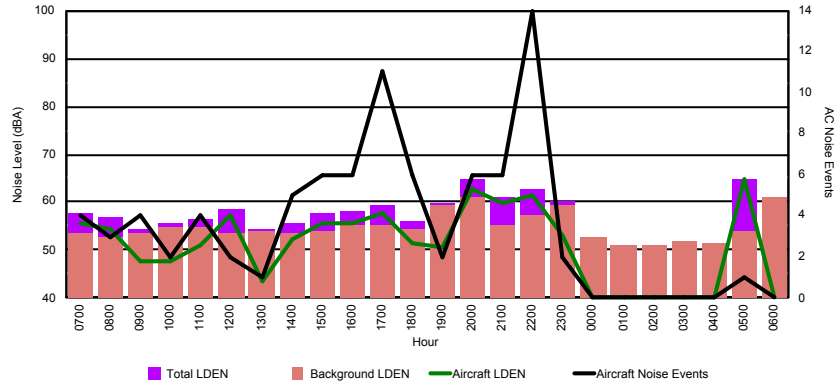

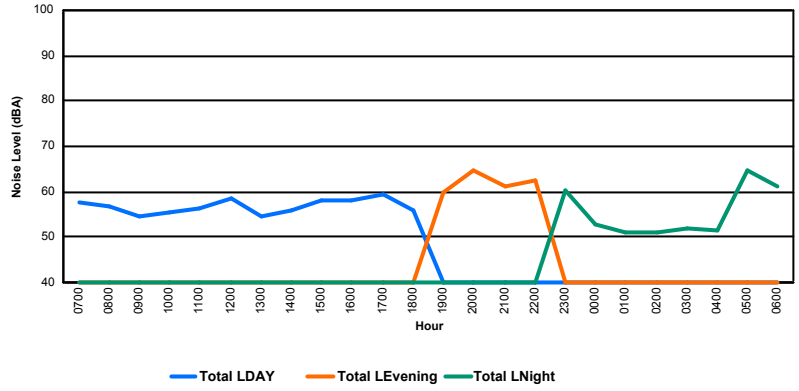

LE GOUVERNEMENT
DU GRAND-DUCHÉ DE LUXEMBOURG
Administration de la navigation aérienne

Luxembourg Airport

Noise Distribution by Hour

Between 02/08/2019 00:00:00 and 02/08/2019 23:59:59 (Local Time)

Day	Aircraft Events	Total LDEN dB (A)	Aircraft LDEN dB(A)	Background LDEN dB(A)	Total LDay dB(A)	Total LEvening dB(A)	Total LNight dB (A)
02/08/19 7:00	5	65.3	65.2	50.1	65.3	-	-
02/08/19 8:00	3	63.7	63.6	49.6	63.7	-	-
02/08/19 9:00	4	60.8	60.5	49.1	60.8	-	-
02/08/19 10:00	11	61.1	60.8	50.4	61.1	-	-
02/08/19 11:00	11	66.3	66.2	50.7	66.3	-	-
02/08/19 12:00	7	67.8	67.6	53.1	67.8	-	-
02/08/19 13:00	9	62.4	62.0	52.1	62.4	-	-
02/08/19 14:00	5	66.0	65.8	52.2	66.0	-	-
02/08/19 15:00	6	70.1	70.0	52.3	70.1	-	-
02/08/19 16:00	7	71.1	71.0	52.3	71.1	-	-
02/08/19 17:00	10	72.5	72.4	52.7	72.5	-	-
02/08/19 18:00	7	67.3	67.1	54.0	67.3	-	-
02/08/19 19:00	2	63.2	62.6	54.2	-	63.2	-
02/08/19 20:00	6	77.3	77.2	54.1	-	77.3	-
02/08/19 21:00	6	72.1	72.0	55.7	-	72.1	-
02/08/19 22:00	15	75.4	75.3	59.3	-	75.4	-
02/08/19 23:00	2	70.1	69.7	59.4	-	-	70.1
03/08/19 0:00	-	54.5	-	54.5	-	-	54.5
03/08/19 1:00	-	53.3	-	53.3	-	-	53.3
03/08/19 2:00	-	54.0	-	54.0	-	-	54.0
03/08/19 3:00	-	53.3	-	53.3	-	-	53.3
03/08/19 4:00	-	53.3	-	53.3	-	-	53.3
03/08/19 5:00	-	55.7	-	55.7	-	-	55.7
03/08/19 6:00	2	77.8	77.6	63.8	-	-	77.8
	118	**70.2**	**70.0**	**55.4**	**67.7**	**74.3**	**69.5**

Location: DVOR NMT # 2

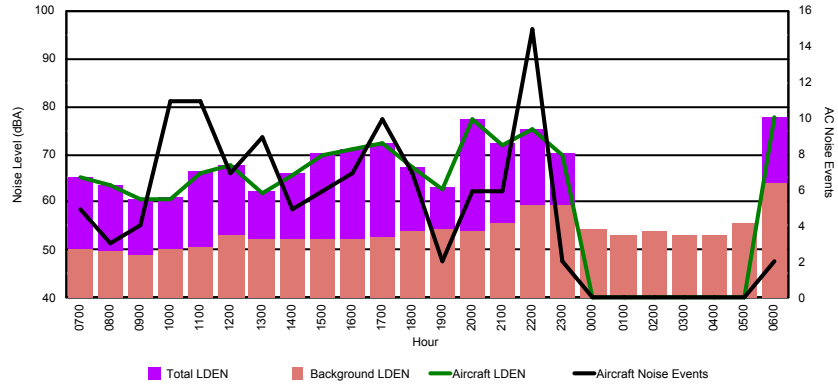

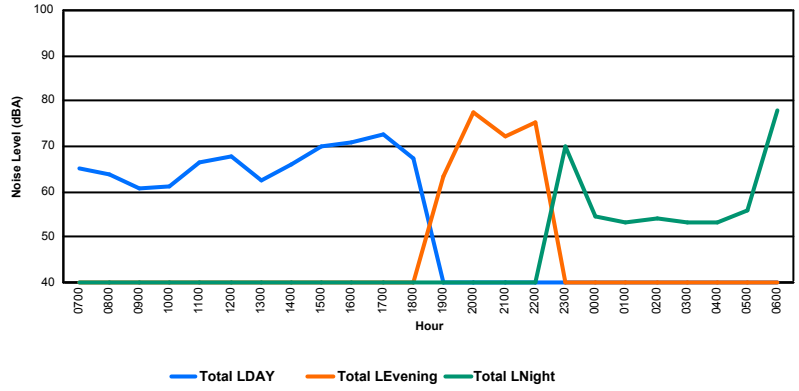

LE GOUVERNEMENT
DU GRAND-DUCHÉ DE LUXEMBOURG
Administration de la navigation aérienne

Luxembourg Airport

Noise Distribution by Hour

Between 02/08/2019 00:00:00 and 02/08/2019 23:59:59 (Local Time)

Day	Aircraft Events	Total LDEN dB (A)	Aircraft LDEN dB(A)	Background LDEN dB(A)	Total LDay dB(A)	Total LEvening dB(A)	Total LNight dB (A)
02/08/19 7:00	6	67.0	65.3	62.5	67.0	-	-
02/08/19 8:00	6	65.4	64.7	57.9	65.4	-	-
02/08/19 9:00	2	65.9	62.5	63.6	65.9	-	-
02/08/19 10:00	13	66.6	65.7	59.4	66.6	-	-
02/08/19 11:00	15	71.2	70.9	60.3	71.2	-	-
02/08/19 12:00	17	69.9	69.1	62.5	69.9	-	-
02/08/19 13:00	13	69.0	68.7	57.6	69.0	-	-
02/08/19 14:00	8	69.4	68.9	60.3	69.4	-	-
02/08/19 15:00	8	70.2	69.1	64.0	70.2	-	-
02/08/19 16:00	8	71.2	67.3	68.8	71.2	-	-
02/08/19 17:00	6	70.1	69.3	62.4	70.1	-	-
02/08/19 18:00	10	70.9	66.7	68.9	70.9	-	-
02/08/19 19:00	7	71.8	70.7	65.7	-	71.8	-
02/08/19 20:00	4	78.0	77.5	68.4	-	78.0	-
02/08/19 21:00	4	72.1	67.5	70.3	-	72.1	-
02/08/19 22:00	7	77.2	76.4	69.4	-	77.2	-
02/08/19 23:00	3	78.6	78.4	66.2	-	-	78.6
03/08/19 0:00	-	54.9	-	54.9	-	-	54.9
03/08/19 1:00	-	57.4	-	57.4	-	-	57.4
03/08/19 2:00	-	52.9	-	52.9	-	-	52.9
03/08/19 3:00	-	54.6	-	54.6	-	-	54.6
03/08/19 4:00	-	56.2	-	56.2	-	-	56.2
03/08/19 5:00	-	63.1	-	63.3	-	-	63.1
03/08/19 6:00	13	85.1	84.9	74.1	-	-	85.1
	150	**74.3**	**73.8**	**65.9**	**69.3**	**75.7**	**77.0**

Location: Mid Runway NMT # 3

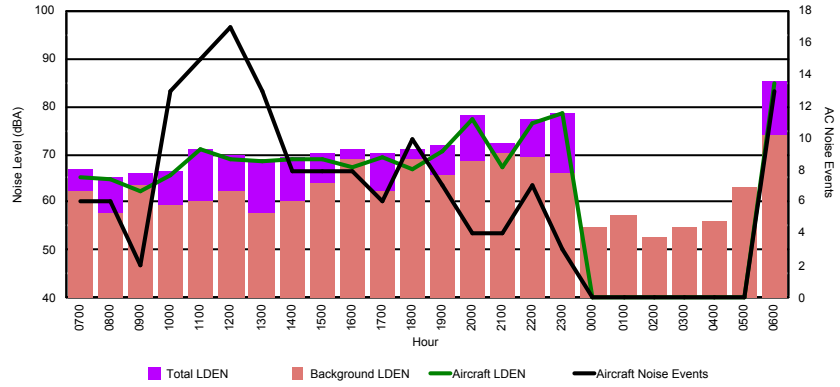

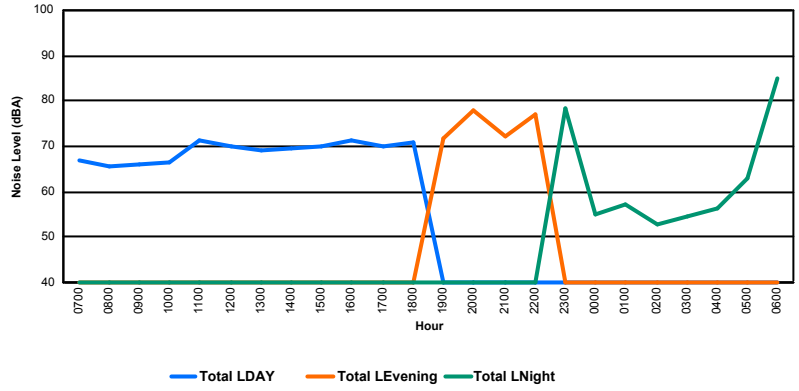

LE GOUVERNEMENT
DU GRAND-DUCHÉ DE LUXEMBOURG
Administration de la navigation aérienne

Luxembourg Airport

Noise Distribution by Hour

Between 02/08/2019 00:00:00 and 02/08/2019 23:59:59 (Local Time)

Day	Aircraft Events	Total LDEN dB (A)	Aircraft LDEN dB(A)	Background LDEN dB(A)	Total LDay dB(A)	Total LEvening dB(A)	Total LNight dB (A)
02/08/19 7:00	6	70.1	69.6	64.2	70.1	-	-
02/08/19 8:00	7	63.2	60.6	63.2	63.2	-	-
02/08/19 9:00	7	68.1	67.4	60.4	68.1	-	-
02/08/19 10:00	11	65.6	64.6	59.0	65.6	-	-
02/08/19 11:00	5	63.1	61.2	58.7	63.1	-	-
02/08/19 12:00	5	67.2	66.6	58.7	67.2	-	-
02/08/19 13:00	8	69.7	69.4	58.4	69.7	-	-
02/08/19 14:00	8	67.4	66.9	57.5	67.4	-	-
02/08/19 15:00	6	67.0	66.5	57.7	67.0	-	-
02/08/19 16:00	9	66.4	65.9	57.3	66.4	-	-
02/08/19 17:00	3	59.9	56.3	57.6	59.9	-	-
02/08/19 18:00	12	66.1	65.1	59.2	66.1	-	-
02/08/19 19:00	8	69.1	68.0	62.7	-	69.1	-
02/08/19 20:00	2	65.3	62.3	62.3	-	65.3	-
02/08/19 21:00	4	67.5	66.1	61.9	-	67.5	-
02/08/19 22:00	4	76.0	75.9	61.8	-	76.0	-
02/08/19 23:00	3	81.1	80.9	65.8	-	-	81.1
03/08/19 0:00	-	63.8	-	64.8	-	-	63.8
03/08/19 1:00	-	62.8	-	63.4	-	-	62.8
03/08/19 2:00	-	61.7	-	62.1	-	-	61.7
03/08/19 3:00	-	61.6	-	61.6	-	-	61.6
03/08/19 4:00	-	63.2	-	63.2	-	-	63.2
03/08/19 5:00	-	65.2	-	65.4	-	-	65.2
03/08/19 6:00	12	75.5	75.1	66.3	-	-	75.5
	120	**70.9**	**70.3**	**62.3**	**66.9**	**71.5**	**73.4**

Location: NDB-Hamm NMT # 4

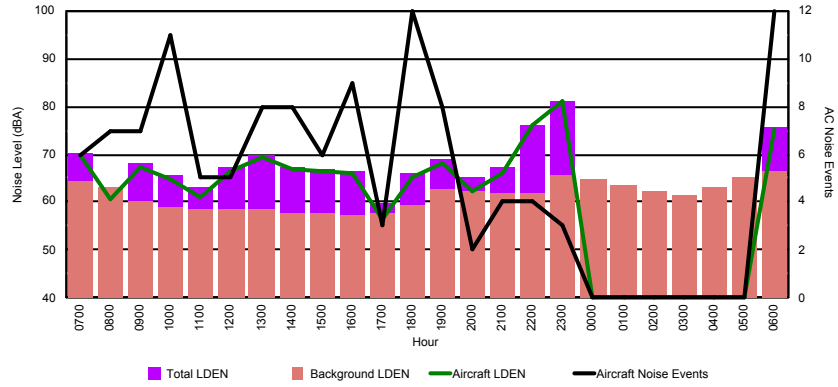

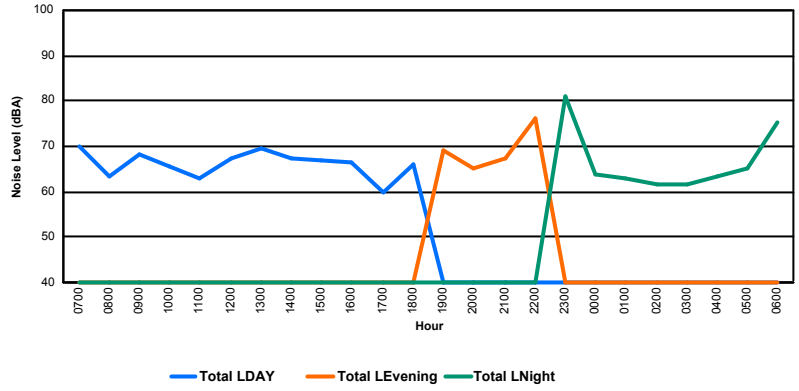

LE GOUVERNEMENT
DU GRAND-DUCHÉ DE LUXEMBOURG
Administration de la navigation aérienne

Luxembourg Airport

Noise Distribution by Hour

Between 03/08/2019 00:00:00 and 03/08/2019 23:59:59 (Local Time)

Day	Aircraft Events	Total LDEN dB (A)	Aircraft LDEN dB(A)	Background LDEN dB(A)	Total LDay dB(A)	Total LEvening dB(A)	Total LNight dB (A)
03/08/19 7:00	2	56.3	53.7	53.0	56.3	-	-
03/08/19 8:00	2	59.3	58.1	52.9	59.3	-	-
03/08/19 9:00	7	59.8	57.9	55.4	59.8	-	-
03/08/19 10:00	9	59.7	58.2	54.5	59.7	-	-
03/08/19 11:00	8	58.9	57.2	54.2	58.9	-	-
03/08/19 12:00	7	58.8	56.6	55.0	58.8	-	-
03/08/19 13:00	3	55.1	49.9	53.7	55.1	-	-
03/08/19 14:00	4	58.1	55.5	54.7	58.1	-	-
03/08/19 15:00	1	58.3	55.4	55.2	58.3	-	-
03/08/19 16:00	1	55.2	44.3	54.9	55.2	-	-
03/08/19 17:00	4	61.8	61.0	54.5	61.8	-	-
03/08/19 18:00	3	57.3	54.0	54.6	57.3	-	-
03/08/19 19:00	2	61.4	55.9	60.0	-	61.4	-
03/08/19 20:00	2	60.0	49.1	59.3	-	60.0	-
03/08/19 21:00	3	65.7	65.6	52.7	-	65.7	-
03/08/19 22:00	3	62.6	62.2	52.7	-	62.6	-
03/08/19 23:00	-	56.3	-	56.3	-	-	56.3
04/08/19 0:00	-	56.2	-	56.3	-	-	56.2
04/08/19 1:00	-	51.3	-	51.3	-	-	51.3
04/08/19 2:00	-	51.3	-	51.3	-	-	51.3
04/08/19 3:00	-	51.0	-	51.0	-	-	51.0
04/08/19 4:00	-	51.4	-	51.4	-	-	51.4
04/08/19 5:00	-	53.8	-	53.9	-	-	53.8
04/08/19 6:00	4	65.4	63.1	61.8	-	-	65.4
	65	**59.6**	**57.4**	**55.6**	**58.6**	**63.0**	**58.0**

Location: Roodt/Syr NMT # 1

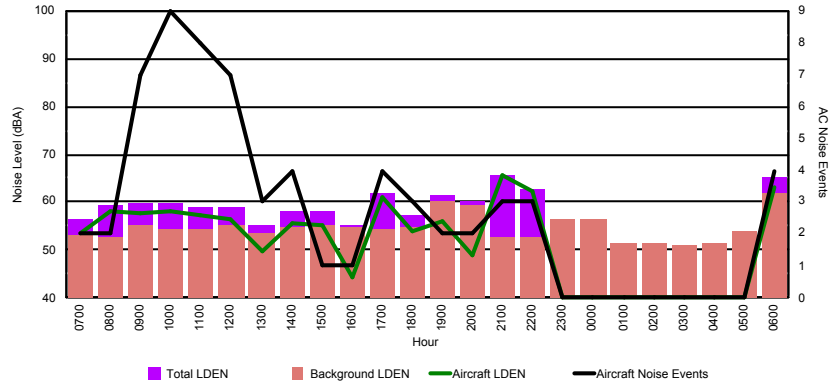

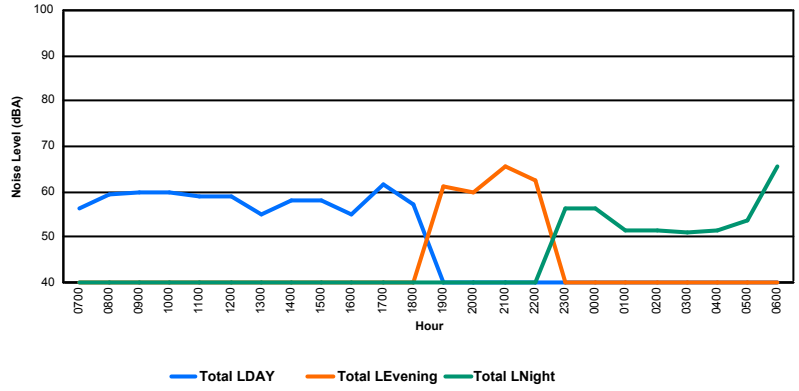

LE GOUVERNEMENT
DU GRAND-DUCHÉ DE LUXEMBOURG
Administration de la navigation aérienne

Luxembourg Airport

Noise Distribution by Hour

Between 03/08/2019 00:00:00 and 03/08/2019 23:59:59 (Local Time)

Day	Aircraft Events	Total LDEN dB (A)	Aircraft LDEN dB(A)	Background LDEN dB(A)	Total LDay dB(A)	Total LEvening dB(A)	Total LNight dB (A)
03/08/19 7:00	2	68.5	68.5	51.5	68.5	-	-
03/08/19 8:00	2	72.3	72.3	46.8	72.3	-	-
03/08/19 9:00	7	70.3	70.3	48.9	70.3	-	-
03/08/19 10:00	9	71.5	71.4	49.5	71.5	-	-
03/08/19 11:00	8	71.0	70.9	49.7	71.0	-	-
03/08/19 12:00	8	69.6	69.6	49.2	69.6	-	-
03/08/19 13:00	3	63.7	63.7	47.1	63.7	-	-
03/08/19 14:00	7	66.6	66.5	49.2	66.6	-	-
03/08/19 15:00	5	64.2	64.1	49.1	64.2	-	-
03/08/19 16:00	6	67.8	67.7	49.0	67.8	-	-
03/08/19 17:00	6	73.9	73.9	49.1	73.9	-	-
03/08/19 18:00	4	67.4	67.3	48.5	67.4	-	-
03/08/19 19:00	2	70.3	70.2	53.1	-	70.3	-
03/08/19 20:00	3	72.1	72.0	53.2	-	72.1	-
03/08/19 21:00	4	73.0	73.0	53.6	-	73.0	-
03/08/19 22:00	3	70.9	70.9	54.0	-	70.9	-
03/08/19 23:00	-	57.7	-	57.7	-	-	57.7
04/08/19 0:00	-	56.5	-	56.5	-	-	56.5
04/08/19 1:00	-	53.9	-	53.9	-	-	53.9
04/08/19 2:00	1	60.3	59.5	52.7	-	-	60.3
04/08/19 3:00	-	51.8	-	51.8	-	-	51.8
04/08/19 4:00	-	51.6	-	51.6	-	-	51.6
04/08/19 5:00	-	53.8	-	53.8	-	-	53.8
04/08/19 6:00	9	75.3	75.2	57.2	-	-	75.3
	89	**69.5**	**69.4**	**52.6**	**69.9**	**71.7**	**66.6**

Location: DVOR NMT # 2

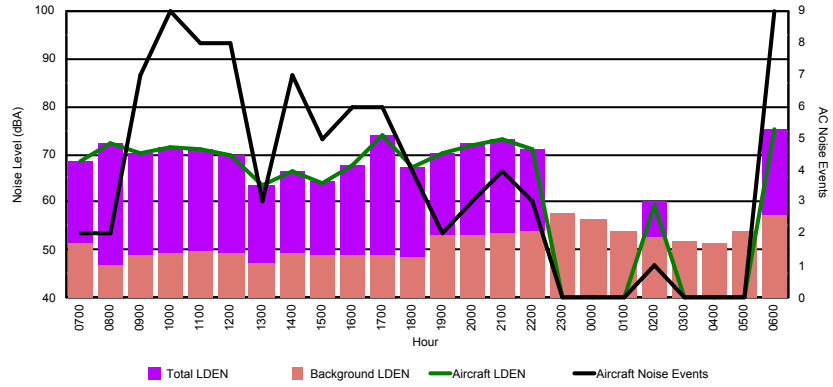

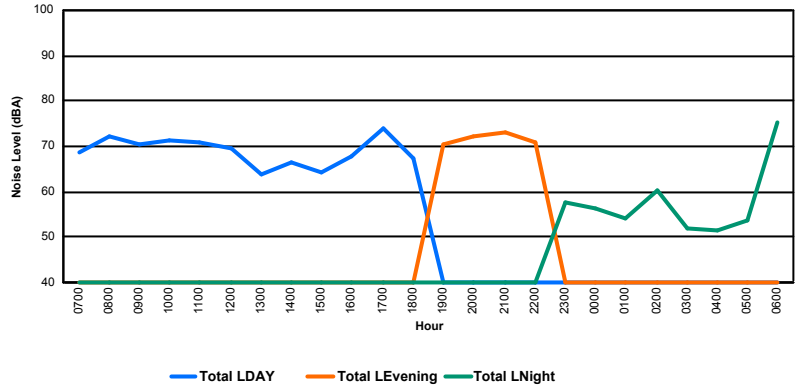

LE GOUVERNEMENT
DU GRAND-DUCHÉ DE LUXEMBOURG
Administration de la navigation aérienne

Luxembourg Airport

Noise Distribution by Hour

Between 03/08/2019 00:00:00 and 03/08/2019 23:59:59 (Local Time)

Day	Aircraft Events	Total LDEN dB (A)	Aircraft LDEN dB(A)	Background LDEN dB(A)	Total LDay dB(A)	Total LEvening dB(A)	Total LNight dB (A)
03/08/19 7:00	6	69.1	68.0	63.7	69.1	-	-
03/08/19 8:00	2	70.2	62.1	69.8	70.2	-	-
03/08/19 9:00	1	72.6	60.3	72.3	72.6	-	-
03/08/19 10:00	7	68.1	64.6	65.6	68.1	-	-
03/08/19 11:00	12	68.9	67.6	63.2	68.9	-	-
03/08/19 12:00	6	69.6	66.2	67.0	69.6	-	-
03/08/19 13:00	8	68.1	67.2	61.1	68.1	-	-
03/08/19 14:00	8	68.0	67.4	59.4	68.0	-	-
03/08/19 15:00	5	65.0	63.7	59.2	65.0	-	-
03/08/19 16:00	7	68.2	67.9	57.6	68.2	-	-
03/08/19 17:00	9	70.0	69.5	60.0	70.0	-	-
03/08/19 18:00	9	71.4	65.9	70.1	71.4	-	-
03/08/19 19:00	3	68.6	65.0	66.1	-	68.6	-
03/08/19 20:00	6	76.5	76.3	61.7	-	76.5	-
03/08/19 21:00	5	73.9	73.7	61.6	-	73.9	-
03/08/19 22:00	4	74.5	74.3	60.1	-	74.5	-
03/08/19 23:00	-	62.4	-	62.4	-	-	62.4
04/08/19 0:00	-	58.6	-	58.8	-	-	58.6
04/08/19 1:00	-	57.7	-	57.7	-	-	57.7
04/08/19 2:00	1	65.2	64.6	55.7	-	-	65.2
04/08/19 3:00	-	54.7	-	54.7	-	-	54.7
04/08/19 4:00	-	56.8	-	56.8	-	-	56.8
04/08/19 5:00	-	60.7	-	60.8	-	-	60.7
04/08/19 6:00	10	79.2	78.9	67.1	-	-	79.2
	109	**71.0**	**69.8**	**64.8**	**69.5**	**74.2**	**70.6**

Location: Mid Runway NMT # 3

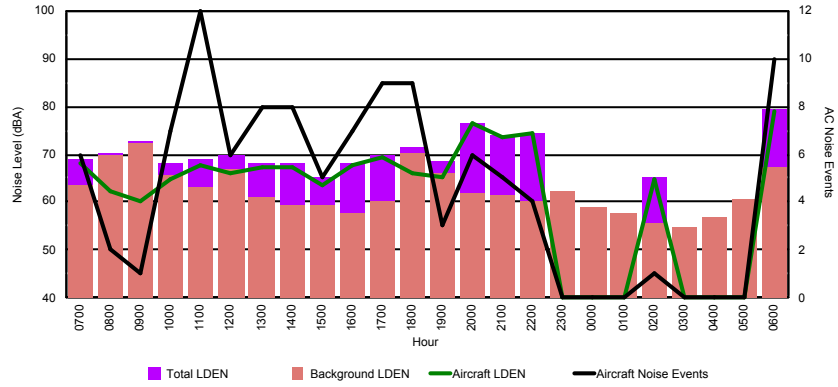

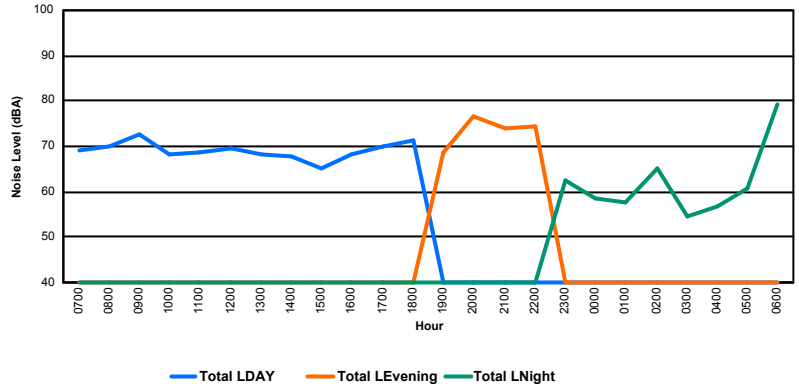

LE GOUVERNEMENT
DU GRAND-DUCHÉ DE LUXEMBOURG
Administration de la navigation aérienne

Luxembourg Airport

Noise Distribution by Hour

Between 03/08/2019 00:00:00 and 03/08/2019 23:59:59 (Local Time)

Day	Aircraft Events	Total LDEN dB (A)	Aircraft LDEN dB(A)	Background LDEN dB(A)	Total LDay dB(A)	Total LEvening dB(A)	Total LNight dB (A)
03/08/19 7:00	6	67.8	67.5	55.8	67.8	-	-
03/08/19 8:00	2	61.5	60.0	56.4	61.5	-	-
03/08/19 9:00	2	63.7	62.5	57.4	63.7	-	-
03/08/19 10:00	4	61.7	59.7	57.3	61.7	-	-
03/08/19 11:00	9	64.1	63.1	57.7	64.1	-	-
03/08/19 12:00	3	65.7	65.1	57.2	65.7	-	-
03/08/19 13:00	7	65.6	64.9	57.4	65.6	-	-
03/08/19 14:00	3	64.3	62.9	58.7	64.3	-	-
03/08/19 15:00	3	65.4	64.5	58.2	65.4	-	-
03/08/19 16:00	3	65.0	64.0	58.5	65.0	-	-
03/08/19 17:00	5	64.4	63.2	58.5	64.4	-	-
03/08/19 18:00	12	68.0	67.4	59.1	68.0	-	-
03/08/19 19:00	7	70.2	66.9	67.6	-	70.2	-
03/08/19 20:00	10	77.7	76.3	71.9	-	77.7	-
03/08/19 21:00	5	70.0	67.7	67.6	-	70.0	-
03/08/19 22:00	4	68.3	66.7	63.4	-	68.3	-
03/08/19 23:00	4	73.9	72.7	67.7	-	-	73.9
04/08/19 0:00	2	71.1	69.3	67.6	-	-	71.1
04/08/19 1:00	-	65.5	-	66.5	-	-	65.5
04/08/19 2:00	1	64.1	43.6	64.9	-	-	64.1
04/08/19 3:00	-	63.4	-	63.5	-	-	63.4
04/08/19 4:00	-	63.4	-	63.5	-	-	63.4
04/08/19 5:00	-	65.1	-	65.3	-	-	65.1
04/08/19 6:00	3	73.0	72.1	66.2	-	-	73.0
	95	**69.1**	**67.5**	**64.5**	**65.2**	**73.3**	**69.5**

Location: NDB-Hamm NMT # 4

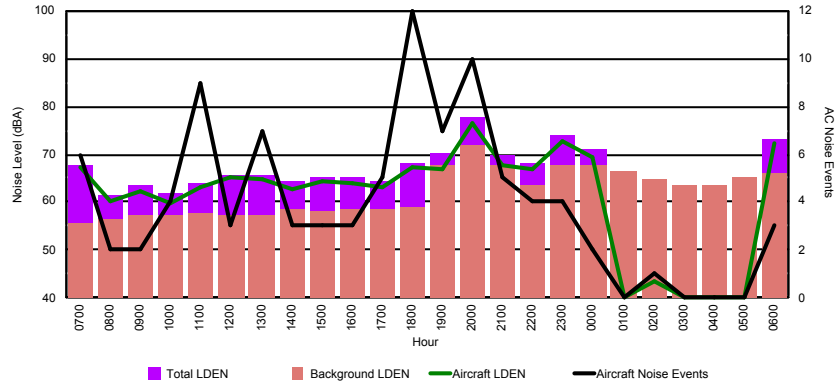

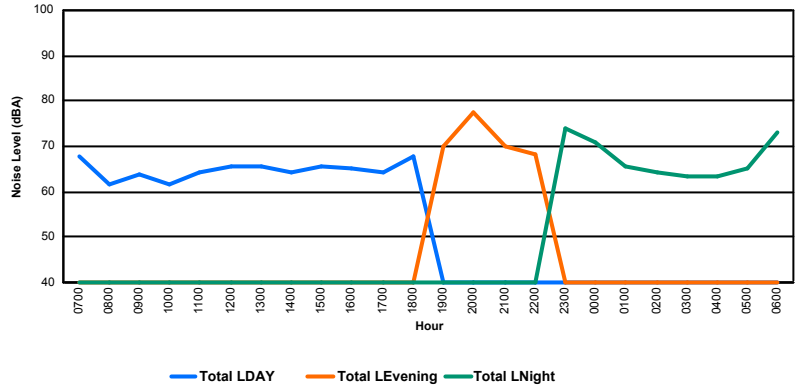

LE GOUVERNEMENT
DU GRAND-DUCHÉ DE LUXEMBOURG
Administration de la navigation aérienne

Luxembourg Airport

Noise Distribution by Hour

Between 04/08/2019 00:00:00 and 04/08/2019 23:59:59 (Local Time)

Day	Aircraft Events	Total LDEN dB (A)	Aircraft LDEN dB(A)	Background LDEN dB(A)	Total LDay dB(A)	Total LEvening dB(A)	Total LNight dB (A)
04/08/19 7:00	4	59.3	58.0	53.5	59.3	-	-
04/08/19 8:00	1	53.4	44.3	52.9	53.4	-	-
04/08/19 9:00	2	57.2	54.7	53.8	57.2	-	-
04/08/19 10:00	4	58.9	56.9	54.7	58.9	-	-
04/08/19 11:00	3	56.4	51.8	54.7	56.4	-	-
04/08/19 12:00	2	54.1	45.3	53.5	54.1	-	-
04/08/19 13:00	7	59.2	57.5	54.4	59.2	-	-
04/08/19 14:00	5	60.7	59.5	54.6	60.7	-	-
04/08/19 15:00	6	56.9	53.2	54.7	56.9	-	-
04/08/19 16:00	7	58.3	56.2	54.4	58.3	-	-
04/08/19 17:00	13	60.9	59.8	54.9	60.9	-	-
04/08/19 18:00	8	59.5	57.9	54.7	59.5	-	-
04/08/19 19:00	4	63.7	61.6	59.6	-	63.7	-
04/08/19 20:00	6	64.7	63.4	59.2	-	64.7	-
04/08/19 21:00	3	59.9	58.6	54.2	-	59.9	-
04/08/19 22:00	13	63.0	62.3	55.4	-	63.0	-
04/08/19 23:00	5	62.7	61.1	57.7	-	-	62.7
05/08/19 0:00	1	60.0	57.7	56.1	-	-	60.0
05/08/19 1:00	1	65.5	65.2	53.2	-	-	65.5
05/08/19 2:00	-	52.6	-	52.6	-	-	52.6
05/08/19 3:00	-	50.9	-	50.9	-	-	50.9
05/08/19 4:00	-	52.5	-	52.5	-	-	52.5
05/08/19 5:00	-	51.8	-	51.8	-	-	51.8
05/08/19 6:00	9	69.5	68.8	62.4	-	-	69.5
	104	**61.3**	**60.0**	**55.8**	**58.4**	**63.2**	**63.0**

Location: Roodt/Syr NMT # 1

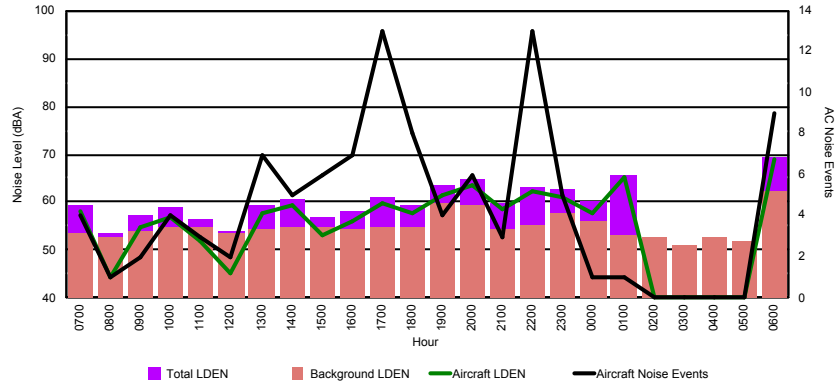

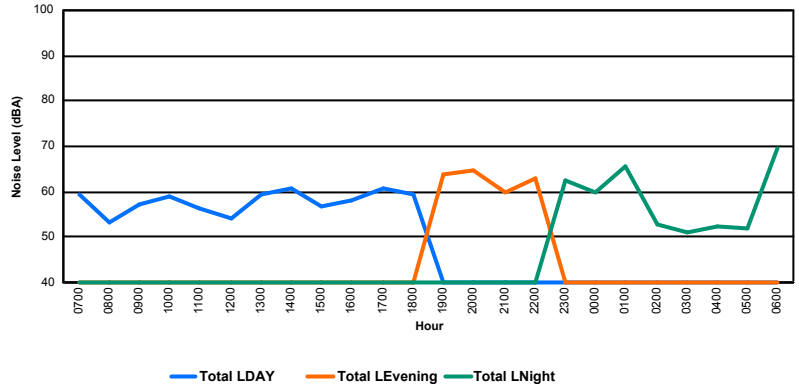

LE GOUVERNEMENT
DU GRAND-DUCHÉ DE LUXEMBOURG
Administration de la navigation aérienne

Luxembourg Airport

Noise Distribution by Hour

Between 04/08/2019 00:00:00 and 04/08/2019 23:59:59 (Local Time)

Day	Aircraft Events	Total LDEN dB (A)	Aircraft LDEN dB(A)	Background LDEN dB(A)	Total LDay dB(A)	Total LEvening dB(A)	Total LNight dB (A)
04/08/19 7:00	5	69.8	69.7	46.3	69.8	-	-
04/08/19 8:00	1	54.2	53.8	42.8	54.2	-	-
04/08/19 9:00	3	65.0	64.9	46.8	65.0	-	-
04/08/19 10:00	6	67.7	67.6	49.3	67.7	-	-
04/08/19 11:00	6	63.0	62.9	49.4	63.0	-	-
04/08/19 12:00	3	58.7	58.0	50.3	58.7	-	-
04/08/19 13:00	7	72.5	72.5	51.6	72.5	-	-
04/08/19 14:00	6	72.8	72.7	51.7	72.8	-	-
04/08/19 15:00	8	67.1	67.0	51.1	67.1	-	-
04/08/19 16:00	9	69.9	69.9	51.1	69.9	-	-
04/08/19 17:00	13	73.7	73.7	53.3	73.7	-	-
04/08/19 18:00	9	70.8	70.7	52.0	70.8	-	-
04/08/19 19:00	4	76.0	75.9	56.4	-	76.0	-
04/08/19 20:00	6	78.9	78.9	56.0	-	78.9	-
04/08/19 21:00	2	64.2	62.2	58.0	-	64.2	-
04/08/19 22:00	14	76.6	76.5	58.9	-	76.6	-
04/08/19 23:00	6	75.1	74.7	64.9	-	-	75.1
05/08/19 0:00	2	70.9	70.4	61.0	-	-	70.9
05/08/19 1:00	1	78.1	78.0	60.4	-	-	78.1
05/08/19 2:00	-	58.5	-	58.5	-	-	58.5
05/08/19 3:00	-	57.6	-	57.6	-	-	57.6
05/08/19 4:00	-	59.7	-	59.7	-	-	59.7
05/08/19 5:00	-	58.4	-	58.4	-	-	58.4
05/08/19 6:00	13	79.7	79.6	62.7	-	-	79.7
	124	**73.0**	**72.9**	**57.6**	**69.6**	**76.2**	**74.1**

Location: DVOR NMT # 2

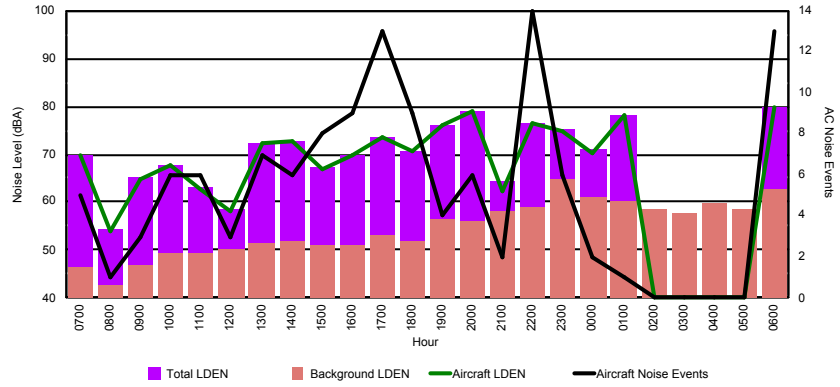

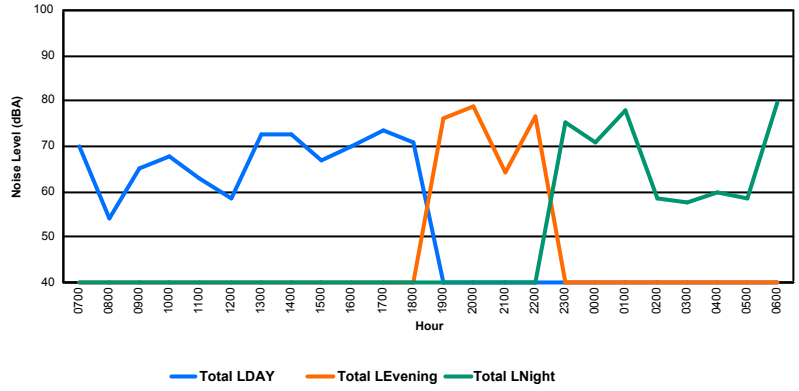

LE GOUVERNEMENT
DU GRAND-DUCHÉ DE LUXEMBOURG
Administration de la navigation aérienne

Luxembourg Airport

Noise Distribution by Hour

Between 04/08/2019 00:00:00 and 04/08/2019 23:59:59 (Local Time)

Day	Aircraft Events	Total LDEN dB (A)	Aircraft LDEN dB(A)	Background LDEN dB(A)	Total LDay dB(A)	Total LEvening dB(A)	Total LNight dB (A)
04/08/19 7:00	5	67.8	67.1	59.4	67.8	-	-
04/08/19 8:00	3	57.0	56.0	50.1	57.0	-	-
04/08/19 9:00	5	66.8	66.6	52.3	66.8	-	-
04/08/19 10:00	9	68.9	68.8	50.1	68.9	-	-
04/08/19 11:00	14	67.1	66.8	54.7	67.1	-	-
04/08/19 12:00	6	64.4	62.2	60.5	64.4	-	-
04/08/19 13:00	7	72.1	71.7	61.9	72.1	-	-
04/08/19 14:00	9	76.1	74.4	71.1	76.1	-	-
04/08/19 15:00	5	68.1	67.4	59.5	68.1	-	-
04/08/19 16:00	6	72.3	63.4	71.7	72.3	-	-
04/08/19 17:00	9	77.5	67.0	77.1	77.5	-	-
04/08/19 18:00	15	70.1	69.7	59.7	70.1	-	-
04/08/19 19:00	9	75.0	74.4	65.7	-	75.0	-
04/08/19 20:00	5	72.2	71.1	65.6	-	72.2	-
04/08/19 21:00	3	74.4	72.8	69.2	-	74.4	-
04/08/19 22:00	8	78.9	75.1	76.5	-	78.9	-
04/08/19 23:00	5	80.8	80.5	68.8	-	-	80.8
05/08/19 0:00	2	63.6	59.2	60.1	-	-	63.6
05/08/19 1:00	-	65.3	-	65.4	-	-	65.3
05/08/19 2:00	-	54.7	-	54.7	-	-	54.7
05/08/19 3:00	-	60.9	-	61.0	-	-	60.9
05/08/19 4:00	-	59.1	-	59.3	-	-	59.1
05/08/19 5:00	-	59.2	-	59.2	-	-	59.2
05/08/19 6:00	13	79.4	79.1	68.4	-	-	79.4
	138	**73.5**	**71.9**	**68.4**	**71.6**	**75.8**	**74.3**

Location: Mid Runway NMT # 3

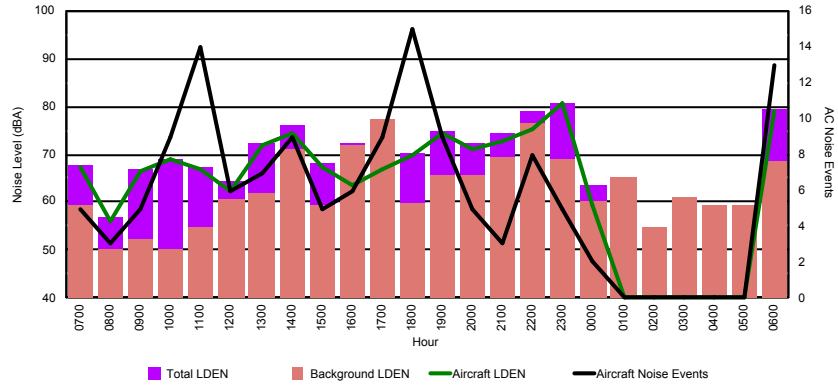

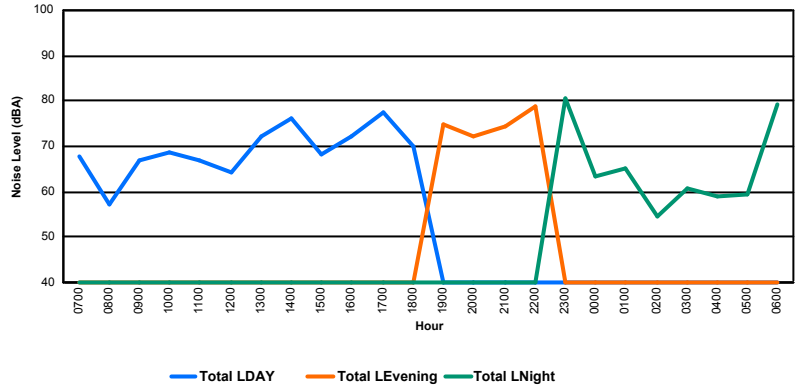

LE GOUVERNEMENT
DU GRAND-DUCHÉ DE LUXEMBOURG
Administration de la navigation aérienne

Luxembourg Airport

Noise Distribution by Hour

Between 04/08/2019 00:00:00 and 04/08/2019 23:59:59 (Local Time)

Day	Aircraft Events	Total LDEN dB (A)	Aircraft LDEN dB(A)	Background LDEN dB(A)	Total LDay dB(A)	Total LEvening dB(A)	Total LNight dB (A)
04/08/19 7:00	2	66.1	65.8	54.8	66.1	-	-
04/08/19 8:00	4	63.0	62.2	55.3	63.0	-	-
04/08/19 9:00	6	68.6	68.3	57.0	68.6	-	-
04/08/19 10:00	3	61.8	60.0	57.3	61.8	-	-
04/08/19 11:00	7	65.5	64.8	57.3	65.5	-	-
04/08/19 12:00	8	62.5	61.1	57.0	62.5	-	-
04/08/19 13:00	5	61.4	59.9	56.2	61.4	-	-
04/08/19 14:00	7	65.4	64.8	56.6	65.4	-	-
04/08/19 15:00	3	64.0	63.0	57.0	64.0	-	-
04/08/19 16:00	4	63.9	62.8	57.4	63.9	-	-
04/08/19 17:00	9	65.0	64.2	57.6	65.0	-	-
04/08/19 18:00	12	67.9	67.4	58.1	67.9	-	-
04/08/19 19:00	9	73.0	72.7	62.7	-	73.0	-
04/08/19 20:00	4	70.5	69.8	62.6	-	70.5	-
04/08/19 21:00	4	76.1	75.9	62.8	-	76.1	-
04/08/19 22:00	4	76.8	76.6	62.8	-	76.8	-
04/08/19 23:00	2	79.8	79.7	65.8	-	-	79.8
05/08/19 0:00	2	78.6	78.4	65.6	-	-	78.6
05/08/19 1:00	-	62.8	-	63.4	-	-	62.8
05/08/19 2:00	-	62.7	-	63.2	-	-	62.7
05/08/19 3:00	-	63.4	-	63.5	-	-	63.4
05/08/19 4:00	-	66.2	-	66.7	-	-	66.2
05/08/19 5:00	-	68.1	-	69.5	-	-	68.1
05/08/19 6:00	6	73.8	71.7	71.7	-	-	73.8
	101	**71.9**	**71.3**	**63.7**	**65.2**	**74.8**	**74.2**

Location: NDB-Hamm NMT # 4

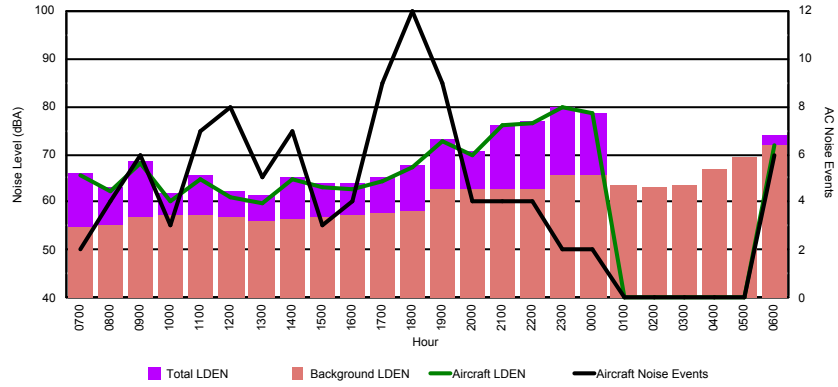

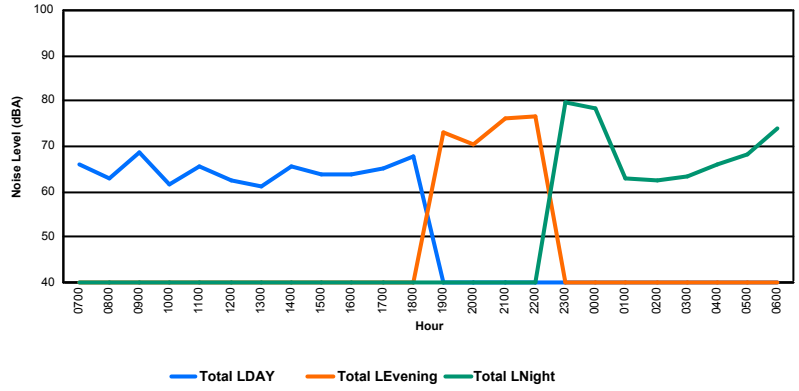

LE GOUVERNEMENT
DU GRAND-DUCHÉ DE LUXEMBOURG
Administration de la navigation aérienne

Luxembourg Airport

Noise Distribution by Hour

Between 05/08/2019 00:00:00 and 05/08/2019 23:59:59 (Local Time)

Day	Aircraft Events	Total LDEN dB (A)	Aircraft LDEN dB(A)	Background LDEN dB(A)	Total LDay dB(A)	Total LEvening dB(A)	Total LNight dB (A)
05/08/19 7:00	2	58.1	56.7	52.3	58.1	-	-
05/08/19 8:00	2	54.7	51.2	52.2	54.7	-	-
05/08/19 9:00	9	56.8	53.6	54.1	56.8	-	-
05/08/19 10:00	8	55.8	51.5	54.0	55.8	-	-
05/08/19 11:00	3	53.7	48.0	52.4	53.7	-	-
05/08/19 12:00	4	59.2	58.1	53.1	59.2	-	-
05/08/19 13:00	5	56.9	53.5	54.5	56.9	-	-
05/08/19 14:00	5	56.0	52.8	53.4	56.0	-	-
05/08/19 15:00	6	58.2	55.8	54.7	58.2	-	-
05/08/19 16:00	6	57.9	56.0	53.6	57.9	-	-
05/08/19 17:00	10	58.8	57.0	54.3	58.8	-	-
05/08/19 18:00	4	56.4	53.5	53.4	56.4	-	-
05/08/19 19:00	3	61.3	57.9	58.8	-	61.3	-
05/08/19 20:00	9	64.6	63.4	58.7	-	64.6	-
05/08/19 21:00	4	57.8	55.3	54.4	-	57.8	-
05/08/19 22:00	15	62.5	61.4	56.3	-	62.5	-
05/08/19 23:00	-	57.7	-	57.7	-	-	57.7
06/08/19 0:00	-	57.2	-	57.3	-	-	57.2
06/08/19 1:00	2	65.7	65.4	53.0	-	-	65.7
06/08/19 2:00	-	51.7	-	51.7	-	-	51.7
06/08/19 3:00	-	51.7	-	51.7	-	-	51.7
06/08/19 4:00	-	57.8	-	57.8	-	-	57.8
06/08/19 5:00	-	60.3	-	60.3	-	-	60.3
06/08/19 6:00	-	58.2	-	58.2	-	-	58.2
	97	**59.3**	**56.8**	**55.7**	**57.2**	**62.2**	**59.7**

Location: Roodt/Syr NMT # 1

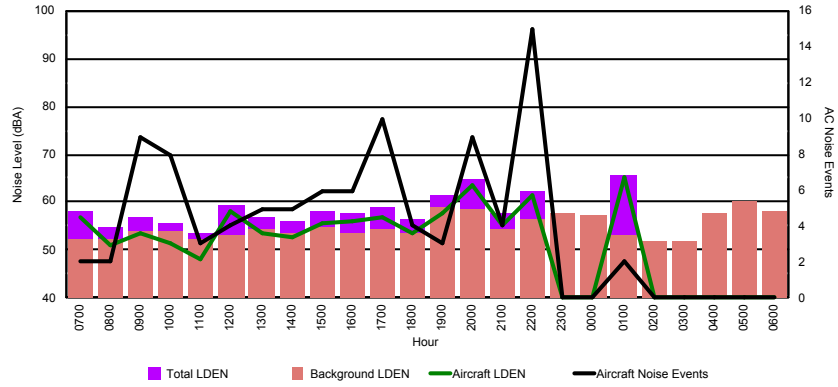

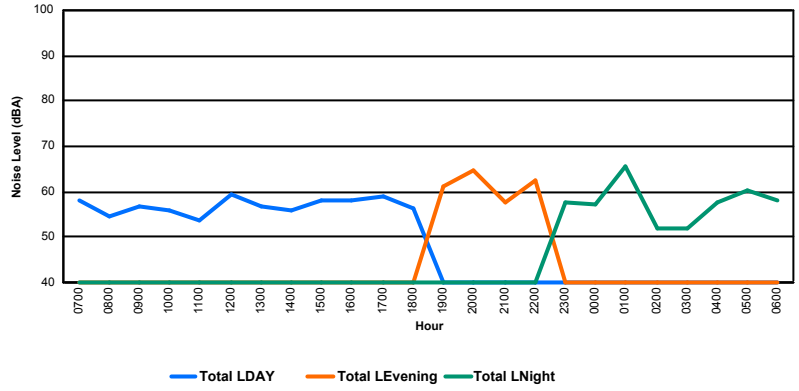

LE GOUVERNEMENT
DU GRAND-DUCHÉ DE LUXEMBOURG
Administration de la navigation aérienne

Luxembourg Airport

Noise Distribution by Hour

Between 05/08/2019 00:00:00 and 05/08/2019 23:59:59 (Local Time)

Day	Aircraft Events	Total LDEN dB (A)	Aircraft LDEN dB(A)	Background LDEN dB(A)	Total LDay dB(A)	Total LEvening dB(A)	Total LNight dB (A)
05/08/19 7:00	6	73.3	73.2	55.2	73.3	-	-
05/08/19 8:00	2	64.8	64.4	54.3	64.8	-	-
05/08/19 9:00	11	69.0	68.8	54.1	69.0	-	-
05/08/19 10:00	8	66.5	66.4	52.8	66.5	-	-
05/08/19 11:00	3	62.9	62.6	51.8	62.9	-	-
05/08/19 12:00	4	73.0	72.9	53.7	73.0	-	-
05/08/19 13:00	4	66.6	66.5	51.9	66.6	-	-
05/08/19 14:00	5	68.2	68.0	53.8	68.2	-	-
05/08/19 15:00	6	70.2	70.1	52.6	70.2	-	-
05/08/19 16:00	6	70.6	70.6	53.3	70.6	-	-
05/08/19 17:00	11	71.8	71.7	54.7	71.8	-	-
05/08/19 18:00	4	70.0	69.8	53.6	70.0	-	-
05/08/19 19:00	3	72.3	72.2	56.3	-	72.3	-
05/08/19 20:00	8	76.8	76.8	56.6	-	76.8	-
05/08/19 21:00	7	72.0	71.6	61.0	-	72.0	-
05/08/19 22:00	17	75.3	75.1	61.4	-	75.3	-
05/08/19 23:00	-	61.2	-	61.2	-	-	61.2
06/08/19 0:00	-	61.6	-	61.6	-	-	61.6
06/08/19 1:00	2	78.5	78.4	59.7	-	-	78.5
06/08/19 2:00	-	54.7	-	54.7	-	-	54.7
06/08/19 3:00	-	54.2	-	54.2	-	-	54.2
06/08/19 4:00	-	56.6	-	56.6	-	-	56.6
06/08/19 5:00	-	60.1	-	60.1	-	-	60.1
06/08/19 6:00	-	64.4	-	64.5	-	-	64.4
	107	**71.1**	**70.9**	**57.9**	**69.9**	**74.6**	**69.9**

Location: DVOR NMT # 2

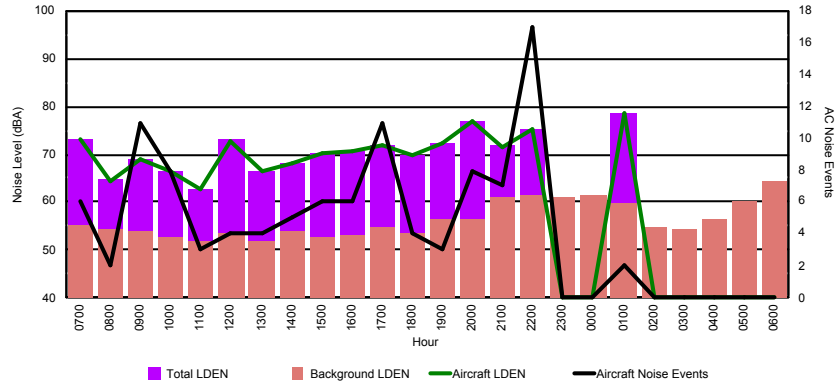

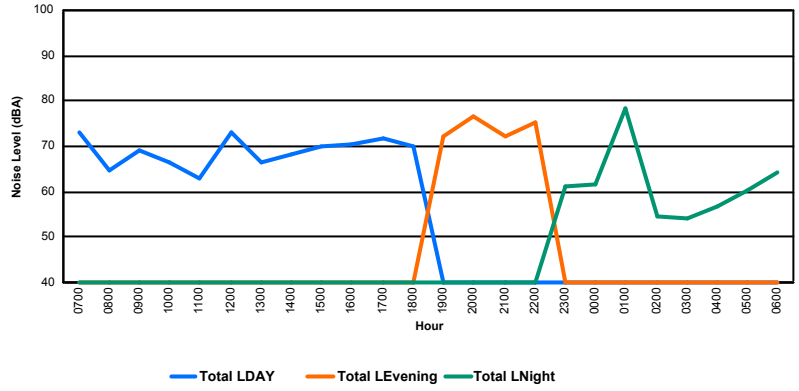

LE GOUVERNEMENT
DU GRAND-DUCHÉ DE LUXEMBOURG
Administration de la navigation aérienne

Luxembourg Airport

Noise Distribution by Hour

Between 05/08/2019 00:00:00 and 05/08/2019 23:59:59 (Local Time)

Day	Aircraft Events	Total LDEN dB (A)	Aircraft LDEN dB(A)	Background LDEN dB(A)	Total LDay dB(A)	Total LEvening dB(A)	Total LNight dB (A)
05/08/19 7:00	7	65.0	64.1	58.0	65.0	-	-
05/08/19 8:00	5	65.5	65.3	53.9	65.5	-	-
05/08/19 9:00	6	66.0	65.3	58.6	66.0	-	-
05/08/19 10:00	6	67.1	64.0	64.2	67.1	-	-
05/08/19 11:00	5	64.8	63.5	59.1	64.8	-	-
05/08/19 12:00	3	66.6	64.5	62.6	66.6	-	-
05/08/19 13:00	5	63.9	61.8	59.9	63.9	-	-
05/08/19 14:00	3	66.2	65.6	56.7	66.2	-	-
05/08/19 15:00	3	67.2	64.6	63.9	67.2	-	-
05/08/19 16:00	6	71.4	66.8	69.5	71.4	-	-
05/08/19 17:00	5	66.3	64.4	61.9	66.3	-	-
05/08/19 18:00	10	69.5	67.5	65.1	69.5	-	-
05/08/19 19:00	12	71.1	70.9	58.2	-	71.1	-
05/08/19 20:00	2	77.2	72.6	75.4	-	77.2	-
05/08/19 21:00	3	77.3	70.9	76.2	-	77.3	-
05/08/19 22:00	3	75.9	74.2	71.0	-	75.9	-
05/08/19 23:00	1	69.1	68.6	59.6	-	-	69.1
06/08/19 0:00	-	57.8	-	57.9	-	-	57.8
06/08/19 1:00	-	74.9	-	74.9	-	-	74.9
06/08/19 2:00	-	58.0	-	58.0	-	-	58.0
06/08/19 3:00	-	56.7	-	56.8	-	-	56.7
06/08/19 4:00	-	62.0	-	62.0	-	-	62.0
06/08/19 5:00	-	64.3	-	64.4	-	-	64.3
06/08/19 6:00	8	79.0	76.0	76.1	-	-	79.0
	93	**71.6**	**68.1**	**69.0**	**67.2**	**76.0**	**71.9**

Location: Mid Runway NMT # 3

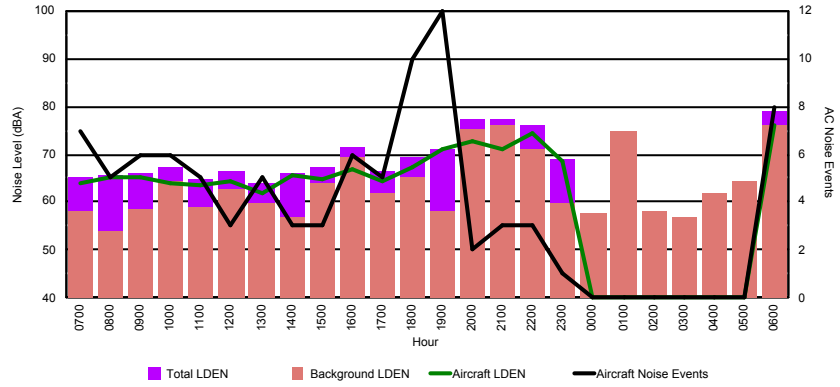

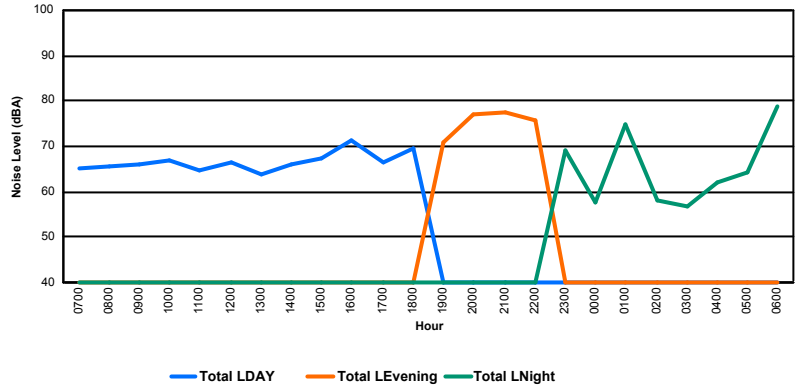

LE GOUVERNEMENT
DU GRAND-DUCHÉ DE LUXEMBOURG
Administration de la navigation aérienne

Luxembourg Airport

Noise Distribution by Hour

Between 05/08/2019 00:00:00 and 05/08/2019 23:59:59 (Local Time)

Day	Aircraft Events	Total LDEN dB (A)	Aircraft LDEN dB(A)	Background LDEN dB(A)	Total LDay dB(A)	Total LEvening dB(A)	Total LNight dB (A)
05/08/19 7:00	5	64.2	61.8	63.3	64.2	-	-
05/08/19 8:00	4	66.3	65.0	63.2	66.3	-	-
05/08/19 9:00	4	65.4	64.3	59.3	65.4	-	-
05/08/19 10:00	8	63.1	61.9	57.4	63.1	-	-
05/08/19 11:00	6	60.5	58.0	57.2	60.5	-	-
05/08/19 12:00	4	60.1	57.6	56.5	60.1	-	-
05/08/19 13:00	5	60.6	57.9	57.5	60.6	-	-
05/08/19 14:00	3	67.0	66.6	57.0	67.0	-	-
05/08/19 15:00	5	60.8	58.8	56.6	60.8	-	-
05/08/19 16:00	6	64.2	63.2	57.3	64.2	-	-
05/08/19 17:00	4	61.7	59.8	57.3	61.7	-	-
05/08/19 18:00	13	67.1	66.6	58.4	67.1	-	-
05/08/19 19:00	8	68.1	66.9	62.4	-	68.1	-
05/08/19 20:00	2	68.8	64.8	66.9	-	68.8	-
05/08/19 21:00	7	73.3	73.0	61.5	-	73.3	-
05/08/19 22:00	4	73.8	73.6	61.0	-	73.8	-
05/08/19 23:00	1	73.4	72.8	64.8	-	-	73.4
06/08/19 0:00	-	63.1	-	63.7	-	-	63.1
06/08/19 1:00	-	62.8	-	63.3	-	-	62.8
06/08/19 2:00	-	62.3	-	62.8	-	-	62.3
06/08/19 3:00	-	64.1	-	64.2	-	-	64.1
06/08/19 4:00	1	70.9	69.6	65.2	-	-	70.9
06/08/19 5:00	-	68.5	-	69.9	-	-	68.5
06/08/19 6:00	14	76.4	75.7	72.0	-	-	76.4
	104	**68.8**	**67.7**	**64.0**	**64.1**	**71.7**	**70.7**

Location: NDB-Hamm NMT # 4

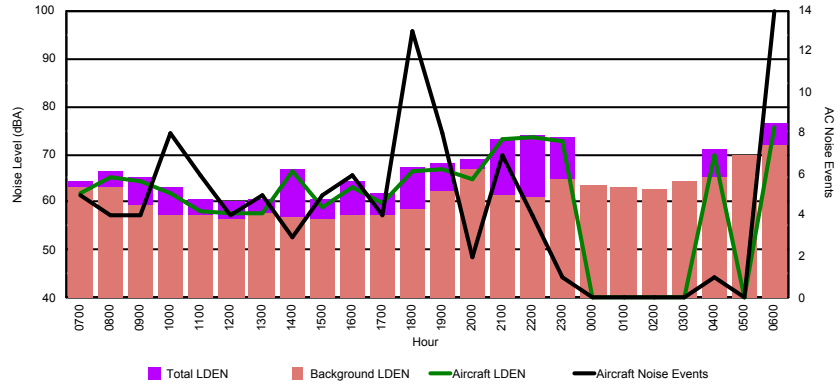

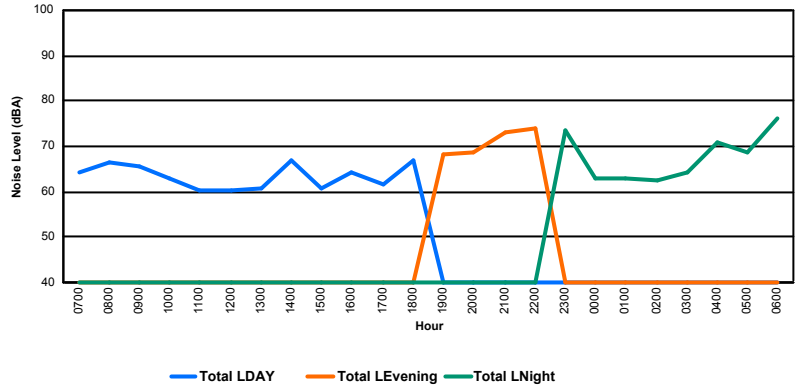

LE GOUVERNEMENT
DU GRAND-DUCHÉ DE LUXEMBOURG
Administration de la navigation aérienne

Luxembourg Airport

Noise Distribution by Hour

Between 06/08/2019 00:00:00 and 06/08/2019 23:59:59 (Local Time)

Day	Aircraft Events	Total LDEN dB (A)	Aircraft LDEN dB(A)	Background LDEN dB(A)	Total LDay dB(A)	Total LEvening dB(A)	Total LNight dB (A)
06/08/19 7:00	2	58.7	57.7	52.1	58.7	-	-
06/08/19 8:00	-	52.6	-	52.7	52.6	-	-
06/08/19 9:00	5	55.0	51.5	52.6	55.0	-	-
06/08/19 10:00	10	59.6	58.4	53.6	59.6	-	-
06/08/19 11:00	8	59.2	58.0	53.4	59.2	-	-
06/08/19 12:00	3	54.8	50.1	53.0	54.8	-	-
06/08/19 13:00	7	55.7	52.9	52.7	55.7	-	-
06/08/19 14:00	4	57.1	55.5	52.3	57.1	-	-
06/08/19 15:00	9	58.5	57.2	52.8	58.5	-	-
06/08/19 16:00	5	57.2	55.4	52.8	57.2	-	-
06/08/19 17:00	5	58.6	57.4	52.5	58.6	-	-
06/08/19 18:00	7	55.7	53.0	52.6	55.7	-	-
06/08/19 19:00	3	60.2	53.6	59.1	-	60.2	-
06/08/19 20:00	2	59.9	54.7	58.4	-	59.9	-
06/08/19 21:00	6	62.5	61.9	54.4	-	62.5	-
06/08/19 22:00	14	64.5	63.8	56.6	-	64.5	-
06/08/19 23:00	-	56.8	-	56.8	-	-	56.8
07/08/19 0:00	-	55.7	-	55.7	-	-	55.7
07/08/19 1:00	-	51.0	-	51.0	-	-	51.0
07/08/19 2:00	1	62.0	61.5	52.0	-	-	62.0
07/08/19 3:00	-	56.5	-	56.5	-	-	56.5
07/08/19 4:00	-	56.9	-	56.9	-	-	56.9
07/08/19 5:00	-	58.5	-	58.6	-	-	58.5
07/08/19 6:00	-	59.4	-	59.5	-	-	59.4
	91	**58.8**	**56.3**	**55.3**	**57.3**	**62.2**	**58.0**

Location: Roodt/Syr NMT # 1

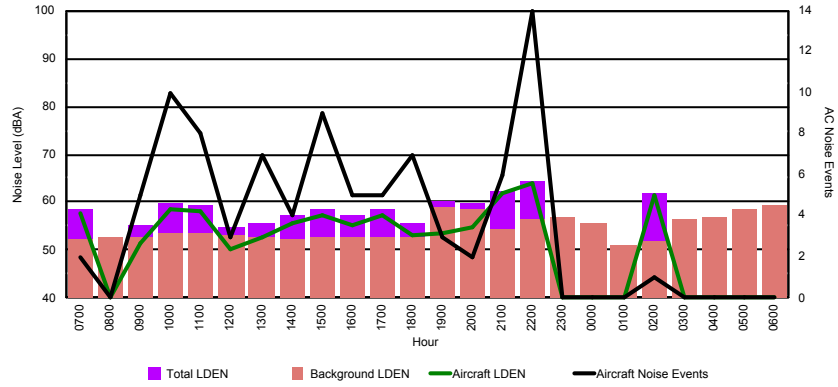

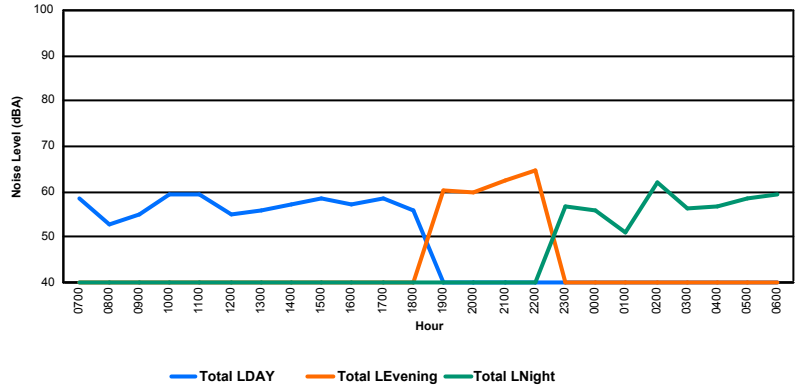

LE GOUVERNEMENT
DU GRAND-DUCHÉ DE LUXEMBOURG
Administration de la navigation aérienne

Luxembourg Airport

Noise Distribution by Hour

Between 06/08/2019 00:00:00 and 06/08/2019 23:59:59 (Local Time)

Day	Aircraft Events	Total LDEN dB (A)	Aircraft LDEN dB(A)	Background LDEN dB(A)	Total LDay dB(A)	Total LEvening dB(A)	Total LNight dB (A)
06/08/19 7:00	2	70.9	70.8	55.6	70.9	-	-
06/08/19 8:00	-	51.4	-	51.4	51.4	-	-
06/08/19 9:00	5	64.9	64.8	50.5	64.9	-	-
06/08/19 10:00	10	72.3	72.3	51.9	72.3	-	-
06/08/19 11:00	8	72.5	72.4	51.6	72.5	-	-
06/08/19 12:00	3	65.9	64.3	60.8	65.9	-	-
06/08/19 13:00	7	67.0	66.9	51.6	67.0	-	-
06/08/19 14:00	6	69.5	69.4	52.7	69.5	-	-
06/08/19 15:00	9	71.0	71.0	54.2	71.0	-	-
06/08/19 16:00	5	69.4	69.2	54.7	69.4	-	-
06/08/19 17:00	5	71.5	71.4	53.7	71.5	-	-
06/08/19 18:00	7	66.7	66.4	54.2	66.7	-	-
06/08/19 19:00	3	69.6	69.2	59.3	-	69.6	-
06/08/19 20:00	2	68.5	68.1	57.5	-	68.5	-
06/08/19 21:00	6	79.3	79.3	56.8	-	79.3	-
06/08/19 22:00	14	78.0	77.9	60.5	-	78.0	-
06/08/19 23:00	-	65.3	-	65.4	-	-	65.3
07/08/19 0:00	-	53.9	-	53.9	-	-	53.9
07/08/19 1:00	-	52.6	-	52.6	-	-	52.6
07/08/19 2:00	1	74.1	74.0	55.4	-	-	74.1
07/08/19 3:00	-	60.8	-	60.8	-	-	60.8
07/08/19 4:00	-	61.3	-	61.3	-	-	61.3
07/08/19 5:00	-	62.0	-	62.0	-	-	62.0
07/08/19 6:00	1	63.1	45.8	63.2	-	-	63.1
	94	**71.1**	**70.8**	**58.5**	**69.6**	**76.1**	**66.5**

Location: DVOR NMT # 2

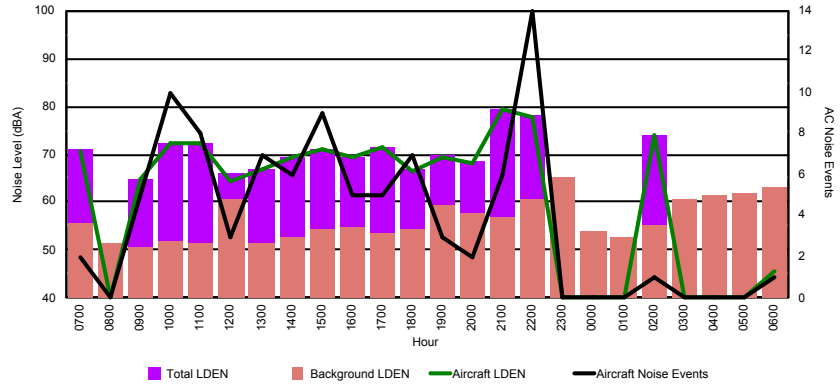

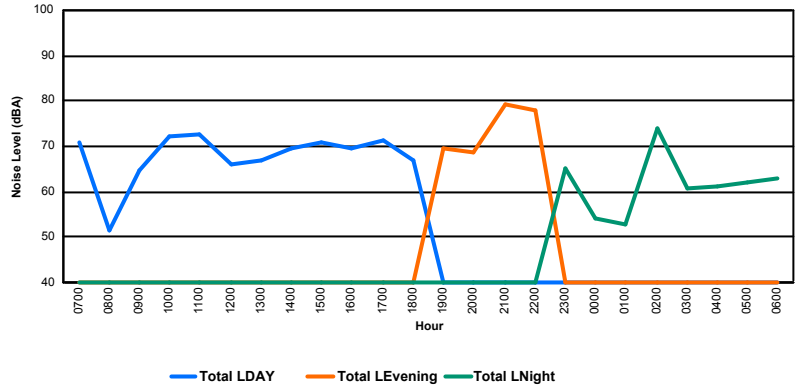

LE GOUVERNEMENT
DU GRAND-DUCHÉ DE LUXEMBOURG
Administration de la navigation aérienne

Luxembourg Airport

Noise Distribution by Hour

Between 06/08/2019 00:00:00 and 06/08/2019 23:59:59 (Local Time)

Day	Aircraft Events	Total LDEN dB (A)	Aircraft LDEN dB(A)	Background LDEN dB(A)	Total LDay dB(A)	Total LEvening dB(A)	Total LNight dB (A)
06/08/19 7:00	8	75.4	67.7	74.7	75.4	-	-
06/08/19 8:00	1	60.4	52.2	59.8	60.4	-	-
06/08/19 9:00	1	60.9	54.8	59.8	60.9	-	-
06/08/19 10:00	6	70.7	66.9	68.5	70.7	-	-
06/08/19 11:00	8	72.2	64.9	71.3	72.2	-	-
06/08/19 12:00	3	65.4	63.9	60.1	65.4	-	-
06/08/19 13:00	4	64.0	62.2	59.4	64.0	-	-
06/08/19 14:00	4	68.3	65.9	64.6	68.3	-	-
06/08/19 15:00	10	69.2	68.8	59.4	69.2	-	-
06/08/19 16:00	10	67.7	66.8	60.8	67.7	-	-
06/08/19 17:00	5	69.7	69.2	60.1	69.7	-	-
06/08/19 18:00	11	68.5	67.1	63.1	68.5	-	-
06/08/19 19:00	9	72.9	72.1	65.6	-	72.9	-
06/08/19 20:00	3	74.1	68.5	72.6	-	74.1	-
06/08/19 21:00	3	70.3	68.4	66.0	-	70.3	-
06/08/19 22:00	4	77.2	75.4	72.8	-	77.2	-
06/08/19 23:00	2	77.2	77.0	59.9	-	-	77.2
07/08/19 0:00	-	56.6	-	56.6	-	-	56.6
07/08/19 1:00	-	54.3	-	54.3	-	-	54.3
07/08/19 2:00	-	62.3	-	62.4	-	-	62.3
07/08/19 3:00	-	57.0	-	57.0	-	-	57.0
07/08/19 4:00	-	60.4	-	60.5	-	-	60.4
07/08/19 5:00	-	59.5	-	59.5	-	-	59.5
07/08/19 6:00	9	80.2	79.7	70.1	-	-	80.2
	101	**72.0**	**70.3**	**67.1**	**69.6**	**74.3**	**73.1**

Location: Mid Runway NMT # 3

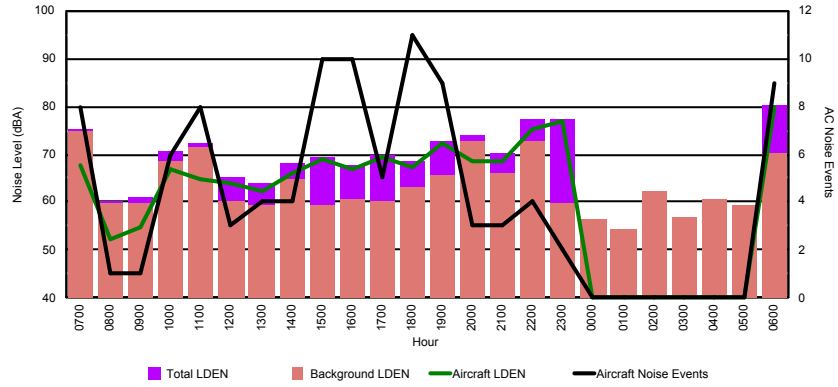

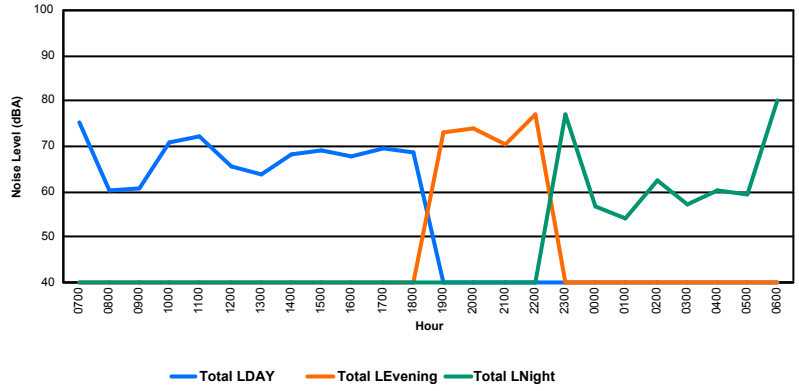

LE GOUVERNEMENT
DU GRAND-DUCHÉ DE LUXEMBOURG
Administration de la navigation aérienne

Luxembourg Airport

Noise Distribution by Hour

Between 06/08/2019 00:00:00 and 06/08/2019 23:59:59 (Local Time)

Day	Aircraft Events	Total LDEN dB (A)	Aircraft LDEN dB(A)	Background LDEN dB(A)	Total LDay dB(A)	Total LEvening dB(A)	Total LNight dB (A)
06/08/19 7:00	11	70.3	69.9	64.3	70.3	-	-
06/08/19 8:00	2	61.5	49.9	63.7	61.5	-	-
06/08/19 9:00	-	59.7	-	59.7	59.7	-	-
06/08/19 10:00	7	63.4	60.8	60.1	63.4	-	-
06/08/19 11:00	9	66.5	65.5	60.0	66.5	-	-
06/08/19 12:00	4	61.2	57.2	59.1	61.2	-	-
06/08/19 13:00	3	62.4	59.6	59.3	62.4	-	-
06/08/19 14:00	5	66.5	65.2	60.9	66.5	-	-
06/08/19 15:00	8	66.4	65.7	58.4	66.4	-	-
06/08/19 16:00	8	65.7	64.8	58.7	65.7	-	-
06/08/19 17:00	4	71.0	70.8	58.9	71.0	-	-
06/08/19 18:00	9	64.5	63.4	58.2	64.5	-	-
06/08/19 19:00	8	71.5	70.8	63.1	-	71.5	-
06/08/19 20:00	4	72.8	72.5	61.7	-	72.8	-
06/08/19 21:00	2	63.5	59.7	61.2	-	63.5	-
06/08/19 22:00	3	76.6	76.4	62.5	-	76.6	-
06/08/19 23:00	2	79.0	78.7	65.9	-	-	79.0
07/08/19 0:00	-	64.0	-	64.8	-	-	64.0
07/08/19 1:00	-	60.8	-	61.1	-	-	60.8
07/08/19 2:00	-	62.2	-	62.6	-	-	62.2
07/08/19 3:00	-	65.6	-	66.1	-	-	65.6
07/08/19 4:00	-	66.1	-	66.6	-	-	66.1
07/08/19 5:00	-	68.5	-	69.8	-	-	68.5
07/08/19 6:00	11	77.2	76.7	70.4	-	-	77.2
	100	**70.7**	**69.9**	**63.9**	**66.3**	**73.1**	**72.8**

Location: NDB-Hamm NMT # 4

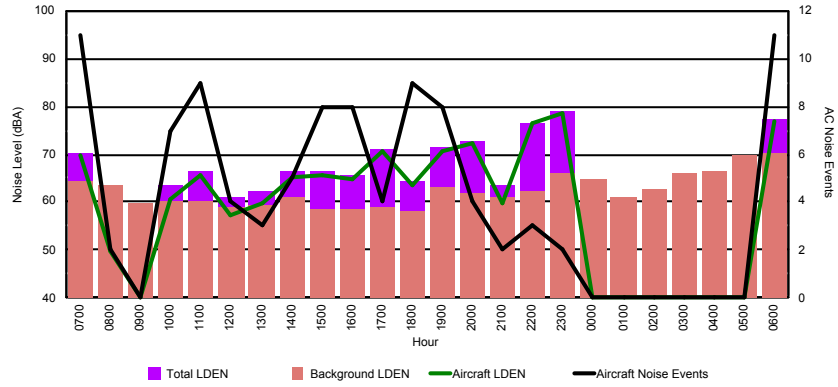

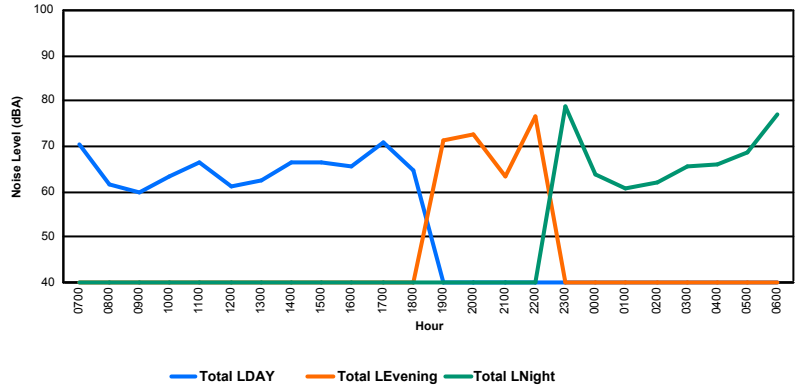

LE GOUVERNEMENT
DU GRAND-DUCHÉ DE LUXEMBOURG
Administration de la navigation aérienne

Luxembourg Airport

Noise Distribution by Hour

Between 07/08/2019 00:00:00 and 07/08/2019 23:59:59 (Local Time)

Day	Aircraft Events	Total LDEN dB (A)	Aircraft LDEN dB(A)	Background LDEN dB(A)	Total LDay dB(A)	Total LEvening dB(A)	Total LNight dB (A)
07/08/19 7:00	1	47.0	37.4	46.5	47.0	-	-
07/08/19 8:00	2	52.1	50.7	46.4	52.1	-	-
07/08/19 9:00	7	56.0	55.1	48.8	56.0	-	-
07/08/19 10:00	7	58.8	58.3	49.3	58.8	-	-
07/08/19 11:00	7	57.7	57.0	49.7	57.7	-	-
07/08/19 12:00	2	52.1	49.9	48.2	52.1	-	-
07/08/19 13:00	6	58.0	57.1	51.1	58.0	-	-
07/08/19 14:00	4	53.2	52.2	46.4	53.2	-	-
07/08/19 15:00	8	62.0	61.7	50.1	62.0	-	-
07/08/19 16:00	8	55.2	53.6	50.6	55.2	-	-
07/08/19 17:00	5	53.7	52.2	48.8	53.7	-	-
07/08/19 18:00	7	56.4	55.6	49.2	56.4	-	-
07/08/19 19:00	6	61.7	61.0	53.6	-	61.7	-
07/08/19 20:00	4	60.2	58.7	55.1	-	60.2	-
07/08/19 21:00	7	59.7	58.6	53.4	-	59.7	-
07/08/19 22:00	13	62.2	60.8	56.8	-	62.2	-
07/08/19 23:00	3	65.2	64.9	53.9	-	-	65.2
08/08/19 0:00	-	48.8	-	48.8	-	-	48.8
08/08/19 1:00	-	46.6	-	46.7	-	-	46.6
08/08/19 2:00	-	42.9	-	42.9	-	-	42.9
08/08/19 3:00	1	64.2	64.0	48.2	-	-	64.2
08/08/19 4:00	-	57.3	-	57.3	-	-	57.3
08/08/19 5:00	-	48.4	-	48.4	-	-	48.4
08/08/19 6:00	3	68.5	68.4	54.9	-	-	68.5
	101	**60.1**	**59.4**	**51.7**	**56.6**	**61.1**	**62.4**

Location: Roodt/Syr NMT # 1

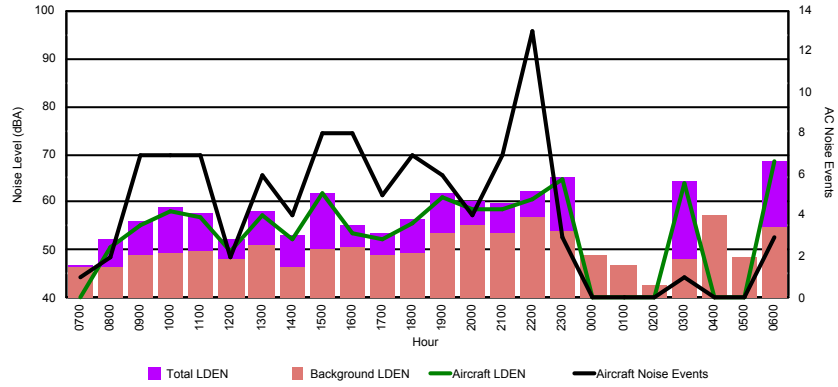

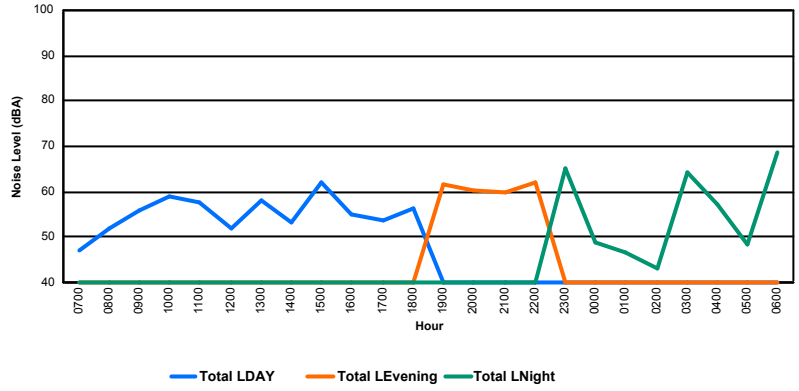

LE GOUVERNEMENT
DU GRAND-DUCHÉ DE LUXEMBOURG
Administration de la navigation aérienne

Luxembourg Airport

Noise Distribution by Hour

Between 07/08/2019 00:00:00 and 07/08/2019 23:59:59 (Local Time)

Day	Aircraft Events	Total LDEN dB (A)	Aircraft LDEN dB(A)	Background LDEN dB(A)	Total LDay dB(A)	Total LEvening dB(A)	Total LNight dB (A)
07/08/19 7:00	1	54.0	48.9	52.4	54.0	-	-
07/08/19 8:00	4	64.5	64.0	55.9	64.5	-	-
07/08/19 9:00	7	69.7	69.6	52.5	69.7	-	-
07/08/19 10:00	8	71.0	70.9	53.1	71.0	-	-
07/08/19 11:00	7	70.3	70.2	53.1	70.3	-	-
07/08/19 12:00	2	64.3	64.2	50.3	64.3	-	-
07/08/19 13:00	6	72.5	72.4	53.2	72.5	-	-
07/08/19 14:00	5	65.1	64.8	53.3	65.1	-	-
07/08/19 15:00	8	75.2	75.2	53.8	75.2	-	-
07/08/19 16:00	12	68.2	68.0	54.6	68.2	-	-
07/08/19 17:00	6	67.7	67.5	54.8	67.7	-	-
07/08/19 18:00	7	69.2	69.0	54.4	69.2	-	-
07/08/19 19:00	6	75.5	75.4	59.3	-	75.5	-
07/08/19 20:00	7	74.0	73.9	57.5	-	74.0	-
07/08/19 21:00	7	72.8	72.5	60.6	-	72.8	-
07/08/19 22:00	13	75.5	75.4	59.6	-	75.5	-
07/08/19 23:00	3	78.7	78.7	59.8	-	-	78.7
08/08/19 0:00	-	56.0	-	56.1	-	-	56.0
08/08/19 1:00	-	52.9	-	52.9	-	-	52.9
08/08/19 2:00	-	53.9	-	53.9	-	-	53.9
08/08/19 3:00	1	79.4	79.4	57.2	-	-	79.4
08/08/19 4:00	-	55.4	-	55.4	-	-	55.4
08/08/19 5:00	-	59.0	-	59.0	-	-	59.0
08/08/19 6:00	4	82.7	82.6	66.1	-	-	82.7
	114	**73.8**	**73.7**	**57.6**	**69.8**	**74.6**	**76.4**

Location: DVOR NMT # 2

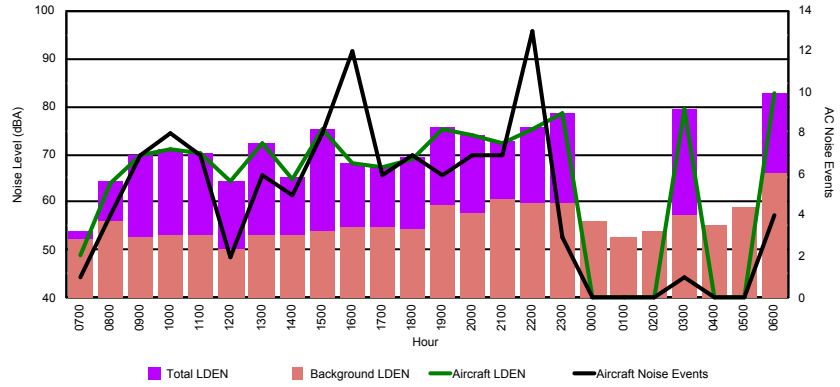

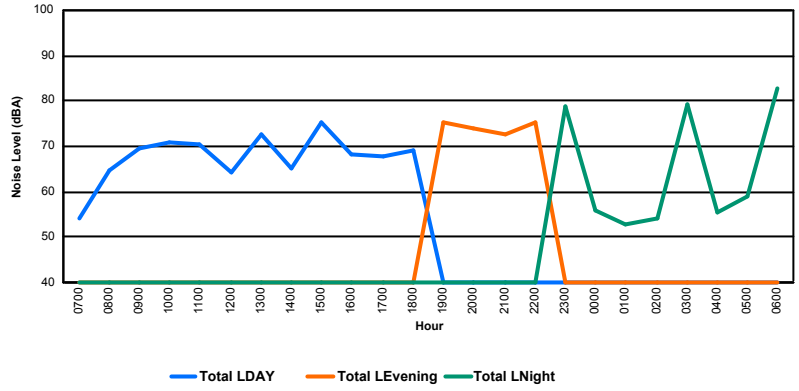

LE GOUVERNEMENT
DU GRAND-DUCHÉ DE LUXEMBOURG
Administration de la navigation aérienne

Luxembourg Airport

Noise Distribution by Hour

Between 07/08/2019 00:00:00 and 07/08/2019 23:59:59 (Local Time)

Day	Aircraft Events	Total LDEN dB (A)	Aircraft LDEN dB(A)	Background LDEN dB(A)	Total LDay dB(A)	Total LEvening dB(A)	Total LNight dB (A)
07/08/19 7:00	8	66.7	66.4	54.8	66.7	-	-
07/08/19 8:00	2	70.9	68.2	67.6	70.9	-	-
07/08/19 9:00	2	64.6	62.2	61.0	64.6	-	-
07/08/19 10:00	6	72.5	66.5	71.3	72.5	-	-
07/08/19 11:00	6	64.7	60.9	62.4	64.7	-	-
07/08/19 12:00	3	67.2	61.8	65.8	67.2	-	-
07/08/19 13:00	5	68.0	66.3	63.1	68.0	-	-
07/08/19 14:00	10	67.4	67.0	56.4	67.4	-	-
07/08/19 15:00	6	70.9	67.1	68.6	70.9	-	-
07/08/19 16:00	8	67.0	63.5	64.5	67.0	-	-
07/08/19 17:00	9	71.1	70.9	58.5	71.1	-	-
07/08/19 18:00	13	71.2	69.8	65.6	71.2	-	-
07/08/19 19:00	6	74.2	70.6	71.8	-	74.2	-
07/08/19 20:00	2	70.4	67.7	67.2	-	70.4	-
07/08/19 21:00	11	76.2	75.4	68.4	-	76.2	-
07/08/19 22:00	5	76.7	75.3	71.3	-	76.7	-
07/08/19 23:00	-	69.4	-	69.4	-	-	69.4
08/08/19 0:00	1	73.0	72.9	56.6	-	-	73.0
08/08/19 1:00	-	58.0	-	58.1	-	-	58.0
08/08/19 2:00	-	56.2	-	56.3	-	-	56.2
08/08/19 3:00	-	69.5	-	69.5	-	-	69.5
08/08/19 4:00	-	60.1	-	60.2	-	-	60.1
08/08/19 5:00	-	59.8	-	59.8	-	-	59.8
08/08/19 6:00	11	81.6	78.2	79.0	-	-	81.6
	114	**72.3**	**69.8**	**68.9**	**69.3**	**75.0**	**73.6**

Location: Mid Runway NMT # 3

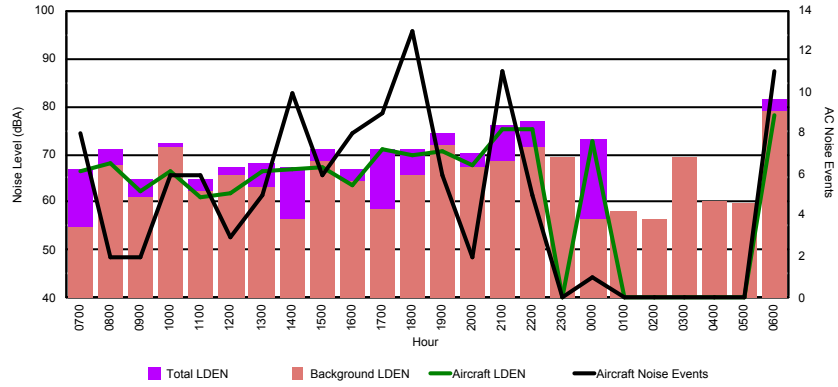

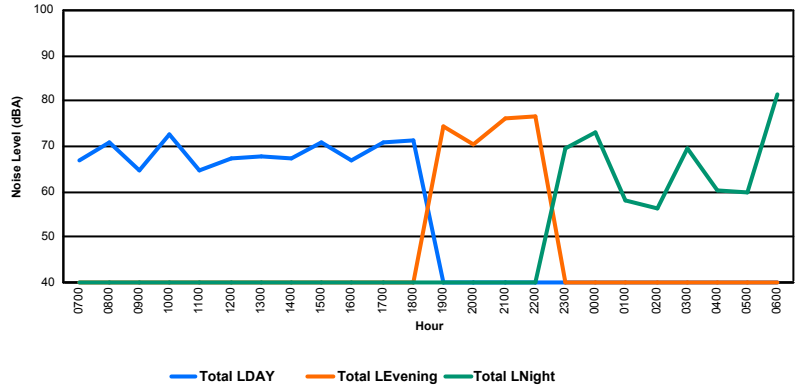

LE GOUVERNEMENT
DU GRAND-DUCHÉ DE LUXEMBOURG
Administration de la navigation aérienne

Luxembourg Airport

Noise Distribution by Hour

Between 07/08/2019 00:00:00 and 07/08/2019 23:59:59 (Local Time)

Day	Aircraft Events	Total LDEN dB (A)	Aircraft LDEN dB(A)	Background LDEN dB(A)	Total LDay dB(A)	Total LEvening dB(A)	Total LNight dB (A)
07/08/19 7:00	11	64.7	63.2	62.9	64.7	-	-
07/08/19 8:00	4	68.0	66.6	79.0	68.0	-	-
07/08/19 9:00	4	63.2	60.6	60.0	63.2	-	-
07/08/19 10:00	7	65.9	64.8	59.5	65.9	-	-
07/08/19 11:00	6	62.0	58.8	59.3	62.0	-	-
07/08/19 12:00	7	64.2	62.7	59.1	64.2	-	-
07/08/19 13:00	6	65.6	64.7	58.6	65.6	-	-
07/08/19 14:00	8	65.4	64.3	59.2	65.4	-	-
07/08/19 15:00	6	68.5	68.1	58.6	68.5	-	-
07/08/19 16:00	5	63.5	61.9	58.5	63.5	-	-
07/08/19 17:00	7	68.8	68.4	58.5	68.8	-	-
07/08/19 18:00	13	69.8	69.5	58.6	69.8	-	-
07/08/19 19:00	6	70.8	70.0	63.2	-	70.8	-
07/08/19 20:00	2	66.5	64.4	62.4	-	66.5	-
07/08/19 21:00	7	72.2	71.7	62.6	-	72.2	-
07/08/19 22:00	5	73.9	73.7	61.6	-	73.9	-
07/08/19 23:00	-	65.3	-	65.3	-	-	65.3
08/08/19 0:00	1	75.1	74.8	64.7	-	-	75.1
08/08/19 1:00	-	62.8	-	63.4	-	-	62.8
08/08/19 2:00	-	62.6	-	63.1	-	-	62.6
08/08/19 3:00	-	62.3	-	62.3	-	-	62.3
08/08/19 4:00	-	65.9	-	66.3	-	-	65.9
08/08/19 5:00	-	68.6	-	69.9	-	-	68.6
08/08/19 6:00	17	77.4	76.9	76.8	-	-	77.4
	122	**69.6**	**68.6**	**68.5**	**66.5**	**71.6**	**71.3**

Location: NDB-Hamm NMT # 4

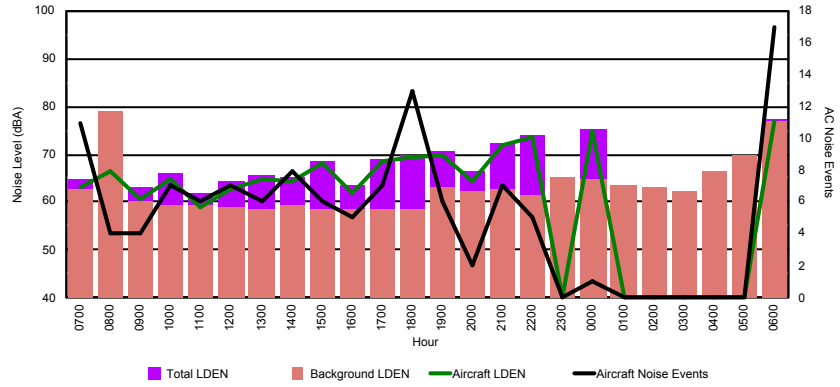

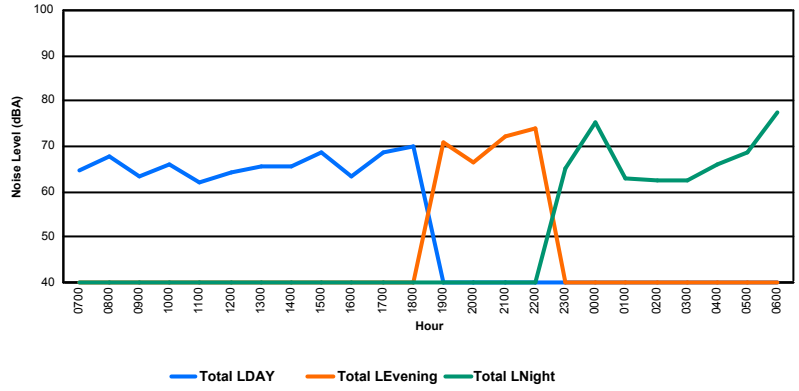

LE GOUVERNEMENT
DU GRAND-DUCHÉ DE LUXEMBOURG
Administration de la navigation aérienne

Luxembourg Airport

Noise Distribution by Hour

Between 08/08/2019 00:00:00 and 08/08/2019 23:59:59 (Local Time)

Day	Aircraft Events	Total LDEN dB (A)	Aircraft LDEN dB(A)	Background LDEN dB(A)	Total LDay dB(A)	Total LEvening dB(A)	Total LNight dB (A)
08/08/19 7:00	-	44.3	-	44.3	44.3	-	-
08/08/19 8:00	4	57.8	57.6	44.7	57.8	-	-
08/08/19 9:00	6	54.4	53.3	48.2	54.4	-	-
08/08/19 10:00	6	60.9	60.5	50.5	60.9	-	-
08/08/19 11:00	5	53.8	52.3	48.8	53.8	-	-
08/08/19 12:00	1	51.8	46.3	50.5	51.8	-	-
08/08/19 13:00	9	60.0	59.3	52.2	60.0	-	-
08/08/19 14:00	3	53.1	51.3	48.5	53.1	-	-
08/08/19 15:00	6	59.8	59.5	48.5	59.8	-	-
08/08/19 16:00	7	54.2	52.9	48.8	54.2	-	-
08/08/19 17:00	5	56.2	55.6	47.6	56.2	-	-
08/08/19 18:00	9	57.6	56.9	50.0	57.6	-	-
08/08/19 19:00	2	58.9	58.4	49.4	-	58.9	-
08/08/19 20:00	5	60.4	59.8	51.5	-	60.4	-
08/08/19 21:00	2	53.4	50.1	50.8	-	53.4	-
08/08/19 22:00	16	63.8	63.2	55.6	-	63.8	-
08/08/19 23:00	3	67.0	65.7	61.4	-	-	67.0
09/08/19 0:00	1	64.6	64.3	51.7	-	-	64.6
09/08/19 1:00	-	48.3	-	48.4	-	-	48.3
09/08/19 2:00	-	44.5	-	44.5	-	-	44.5
09/08/19 3:00	-	45.2	-	45.2	-	-	45.2
09/08/19 4:00	-	58.1	-	58.1	-	-	58.1
09/08/19 5:00	-	56.8	-	56.8	-	-	56.8
09/08/19 6:00	5	67.1	66.1	60.3	-	-	67.1
	95	**60.1**	**59.1**	**53.6**	**56.9**	**60.5**	**62.5**

Location: Roodt/Syr NMT # 1

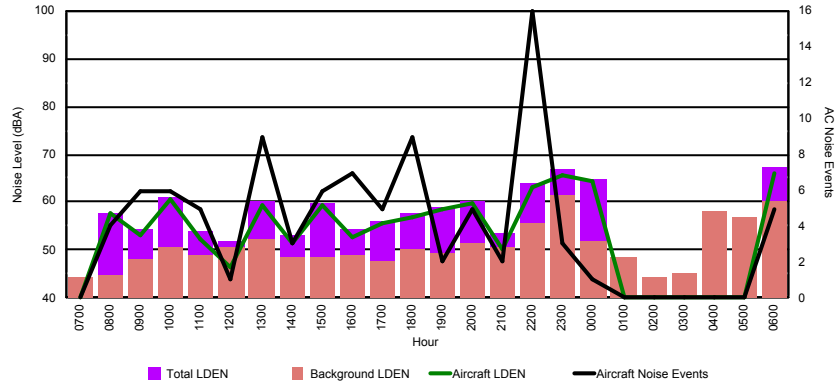

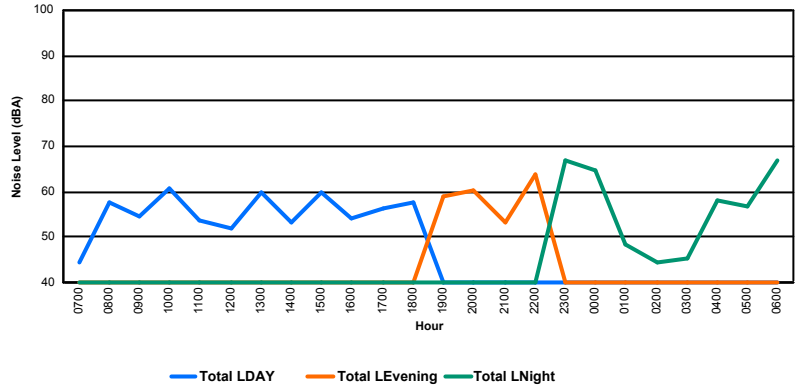

LE GOUVERNEMENT
DU GRAND-DUCHÉ DE LUXEMBOURG
Administration de la navigation aérienne

Luxembourg Airport

Noise Distribution by Hour

Between 08/08/2019 00:00:00 and 08/08/2019 23:59:59 (Local Time)

Day	Aircraft Events	Total LDEN dB (A)	Aircraft LDEN dB(A)	Background LDEN dB(A)	Total LDay dB(A)	Total LEvening dB(A)	Total LNight dB (A)
08/08/19 7:00	-	54.4	-	54.6	54.4	-	-
08/08/19 8:00	3	72.1	72.1	51.8	72.1	-	-
08/08/19 9:00	8	68.1	68.0	52.5	68.1	-	-
08/08/19 10:00	8	72.3	72.3	55.1	72.3	-	-
08/08/19 11:00	5	66.5	66.3	53.8	66.5	-	-
08/08/19 12:00	1	60.3	59.2	53.6	60.3	-	-
08/08/19 13:00	10	73.5	73.5	53.2	73.5	-	-
08/08/19 14:00	5	65.1	64.9	53.0	65.1	-	-
08/08/19 15:00	7	73.3	73.2	54.5	73.3	-	-
08/08/19 16:00	6	67.0	66.9	52.2	67.0	-	-
08/08/19 17:00	7	69.6	69.5	53.0	69.6	-	-
08/08/19 18:00	11	71.5	71.5	54.1	71.5	-	-
08/08/19 19:00	2	73.9	73.8	56.5	-	73.9	-
08/08/19 20:00	5	72.9	72.8	56.3	-	72.9	-
08/08/19 21:00	3	66.5	66.1	55.5	-	66.5	-
08/08/19 22:00	15	76.4	76.3	59.2	-	76.4	-
08/08/19 23:00	4	78.8	78.7	61.6	-	-	78.8
09/08/19 0:00	1	76.3	76.2	58.9	-	-	76.3
09/08/19 1:00	-	55.7	-	55.7	-	-	55.7
09/08/19 2:00	-	53.0	-	53.0	-	-	53.0
09/08/19 3:00	-	54.6	-	54.6	-	-	54.6
09/08/19 4:00	-	56.9	-	56.9	-	-	56.9
09/08/19 5:00	-	60.4	-	60.4	-	-	60.4
09/08/19 6:00	11	76.8	76.6	64.6	-	-	76.8
	112	**72.0**	**71.9**	**57.1**	**70.0**	**73.6**	**73.2**

Location: DVOR NMT # 2

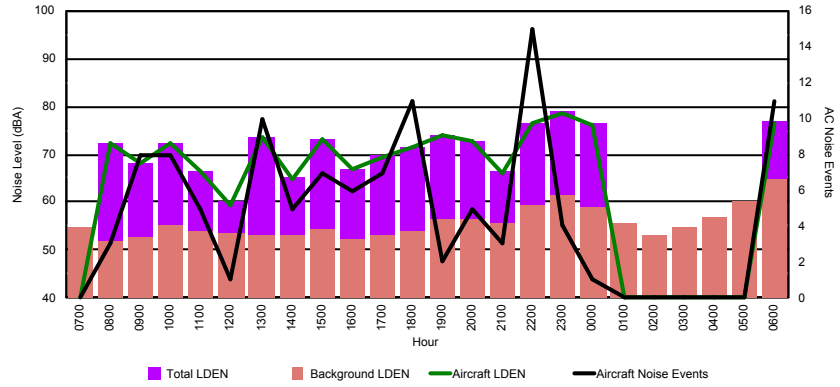

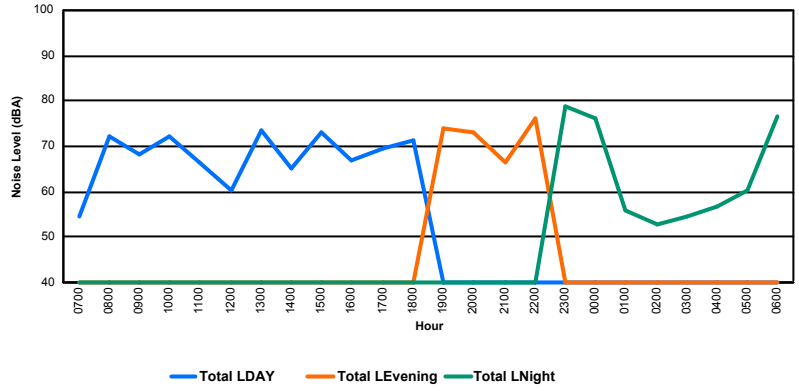

LE GOUVERNEMENT
DU GRAND-DUCHÉ DE LUXEMBOURG
Administration de la navigation aérienne

Luxembourg Airport

Noise Distribution by Hour

Between 08/08/2019 00:00:00 and 08/08/2019 23:59:59 (Local Time)

Day	Aircraft Events	Total LDEN dB (A)	Aircraft LDEN dB(A)	Background LDEN dB(A)	Total LDay dB(A)	Total LEvening dB(A)	Total LNight dB (A)
08/08/19 7:00	3	68.2	67.5	60.0	68.2	-	-
08/08/19 8:00	3	65.9	58.5	65.0	65.9	-	-
08/08/19 9:00	2	64.4	61.5	61.3	64.4	-	-
08/08/19 10:00	10	70.7	66.7	68.5	70.7	-	-
08/08/19 11:00	5	67.2	65.1	63.1	67.2	-	-
08/08/19 12:00	7	66.9	66.2	58.3	66.9	-	-
08/08/19 13:00	1	63.8	48.5	63.8	63.8	-	-
08/08/19 14:00	6	60.6	59.7	53.0	60.6	-	-
08/08/19 15:00	9	71.0	70.1	64.0	71.0	-	-
08/08/19 16:00	5	66.8	63.5	64.0	66.8	-	-
08/08/19 17:00	9	68.9	68.0	62.0	68.9	-	-
08/08/19 18:00	11	71.4	70.5	64.1	71.4	-	-
08/08/19 19:00	10	69.1	68.0	62.9	-	69.1	-
08/08/19 20:00	4	74.7	74.4	62.8	-	74.7	-
08/08/19 21:00	3	71.2	69.3	66.7	-	71.2	-
08/08/19 22:00	-	76.2	-	76.2	-	76.2	-
08/08/19 23:00	5	77.7	77.0	69.3	-	-	77.7
09/08/19 0:00	-	67.2	-	67.2	-	-	67.2
09/08/19 1:00	-	60.2	-	60.2	-	-	60.2
09/08/19 2:00	-	58.0	-	58.0	-	-	58.0
09/08/19 3:00	-	57.5	-	57.5	-	-	57.5
09/08/19 4:00	-	58.0	-	58.0	-	-	58.0
09/08/19 5:00	-	59.1	-	59.1	-	-	59.1
09/08/19 6:00	13	78.2	77.3	71.1	-	-	78.2
	106	**71.0**	**69.1**	**66.5**	**68.1**	**73.6**	**72.2**

Location: Mid Runway NMT # 3

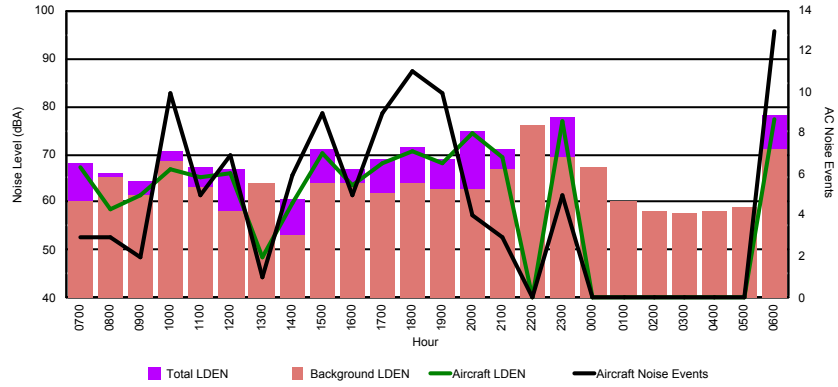

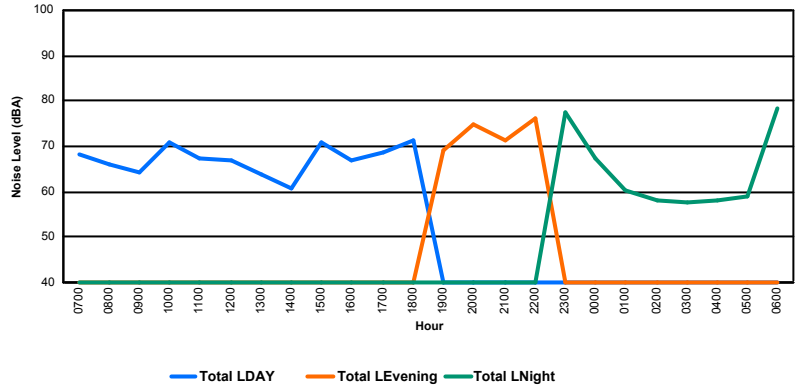

LE GOUVERNEMENT
DU GRAND-DUCHÉ DE LUXEMBOURG
Administration de la navigation aérienne

Luxembourg Airport

Noise Distribution by Hour

Between 08/08/2019 00:00:00 and 08/08/2019 23:59:59 (Local Time)

Day	Aircraft Events	Total LDEN dB (A)	Aircraft LDEN dB(A)	Background LDEN dB(A)	Total LDay dB(A)	Total LEvening dB(A)	Total LNight dB (A)
08/08/19 7:00	3	68.0	66.8	65.1	68.0	-	-
08/08/19 8:00	3	65.0	62.2	63.7	65.0	-	-
08/08/19 9:00	3	62.7	59.4	60.2	62.7	-	-
08/08/19 10:00	12	70.6	70.5	57.1	70.6	-	-
08/08/19 11:00	6	65.2	64.4	57.5	65.2	-	-
08/08/19 12:00	8	68.2	67.6	59.5	68.2	-	-
08/08/19 13:00	-	58.1	-	58.1	58.1	-	-
08/08/19 14:00	5	61.1	59.3	56.5	61.1	-	-
08/08/19 15:00	9	71.2	71.0	57.8	71.2	-	-
08/08/19 16:00	5	63.3	61.9	57.8	63.3	-	-
08/08/19 17:00	9	67.4	67.0	57.6	67.4	-	-
08/08/19 18:00	11	70.2	69.9	58.0	70.2	-	-
08/08/19 19:00	6	64.5	61.2	62.0	-	64.5	-
08/08/19 20:00	4	74.1	73.8	61.6	-	74.1	-
08/08/19 21:00	4	71.9	71.1	64.0	-	71.9	-
08/08/19 22:00	2	77.4	77.2	65.2	-	77.4	-
08/08/19 23:00	3	77.1	76.5	68.5	-	-	77.1
09/08/19 0:00	-	67.0	-	68.0	-	-	67.0
09/08/19 1:00	-	63.2	-	63.8	-	-	63.2
09/08/19 2:00	-	64.0	-	64.8	-	-	64.0
09/08/19 3:00	-	65.0	-	65.3	-	-	65.0
09/08/19 4:00	-	65.7	-	66.0	-	-	65.7
09/08/19 5:00	-	69.2	-	70.6	-	-	69.2
09/08/19 6:00	8	74.1	71.7	77.1	-	-	74.1
	101	**70.5**	**69.4**	**66.6**	**67.4**	**73.9**	**71.0**

Location: NDB-Hamm NMT # 4

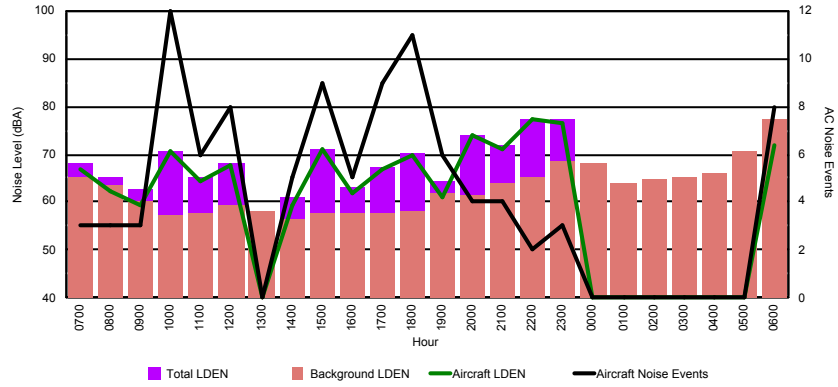

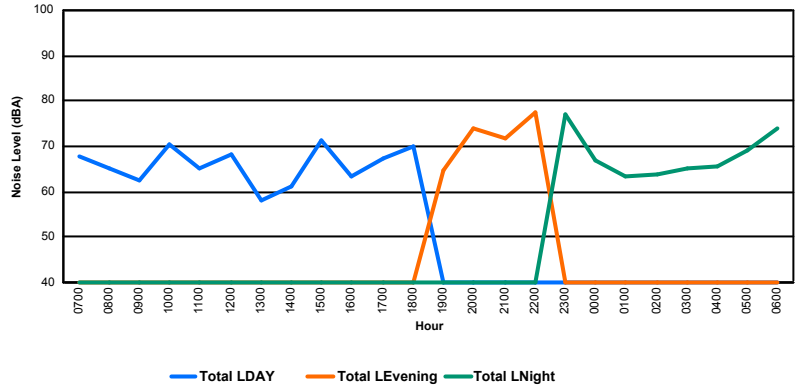

LE GOUVERNEMENT
DU GRAND-DUCHÉ DE LUXEMBOURG
Administration de la navigation aérienne

Luxembourg Airport

Noise Distribution by Hour

Between 09/08/2019 00:00:00 and 09/08/2019 23:59:59 (Local Time)

Day	Aircraft Events	Total LDEN dB (A)	Aircraft LDEN dB(A)	Background LDEN dB(A)	Total LDay dB(A)	Total LEvening dB(A)	Total LNight dB (A)
09/08/19 7:00	5	58.2	57.9	46.1	58.2	-	-
09/08/19 8:00	1	56.1	55.7	45.2	56.1	-	-
09/08/19 9:00	-	42.7	-	42.7	42.7	-	-
09/08/19 10:00	4	52.1	47.9	50.2	52.1	-	-
09/08/19 11:00	3	56.0	50.3	54.6	56.0	-	-
09/08/19 12:00	6	56.0	54.6	50.6	56.0	-	-
09/08/19 13:00	7	59.0	58.7	48.0	59.0	-	-
09/08/19 14:00	3	51.5	50.2	45.8	51.5	-	-
09/08/19 15:00	4	56.8	56.0	49.2	56.8	-	-
09/08/19 16:00	6	54.4	53.0	49.1	54.4	-	-
09/08/19 17:00	6	55.2	53.8	49.9	55.2	-	-
09/08/19 18:00	5	59.3	57.0	55.6	59.3	-	-
09/08/19 19:00	4	62.6	59.9	59.3	-	62.6	-
09/08/19 20:00	7	62.1	60.5	57.0	-	62.1	-
09/08/19 21:00	4	58.6	57.3	53.0	-	58.6	-
09/08/19 22:00	4	63.0	62.3	54.5	-	63.0	-
09/08/19 23:00	9	68.8	68.2	60.1	-	-	68.8
10/08/19 0:00	5	62.2	61.1	55.7	-	-	62.2
10/08/19 1:00	1	59.2	57.9	53.5	-	-	59.2
10/08/19 2:00	-	52.8	-	52.8	-	-	52.8
10/08/19 3:00	-	51.2	-	51.2	-	-	51.2
10/08/19 4:00	-	57.7	-	57.8	-	-	57.7
10/08/19 5:00	-	54.9	-	54.9	-	-	54.9
10/08/19 6:00	1	67.8	66.4	62.3	-	-	67.8
	85	**60.7**	**59.4**	**55.1**	**56.1**	**61.9**	**63.4**

Location: Roodt/Syr NMT # 1

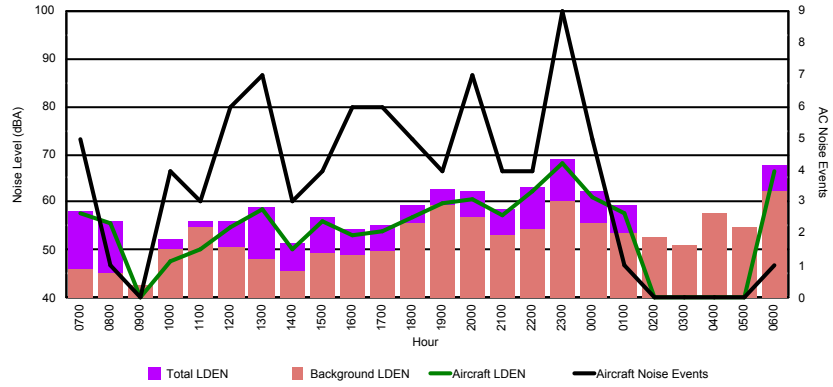

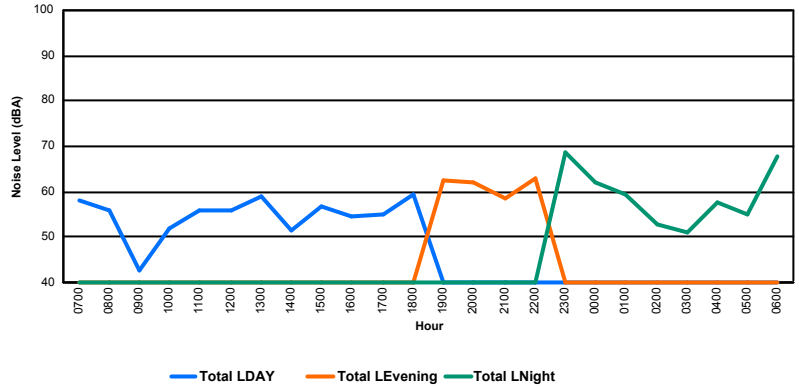

LE GOUVERNEMENT
DU GRAND-DUCHÉ DE LUXEMBOURG
Administration de la navigation aérienne

Luxembourg Airport

Noise Distribution by Hour

Between 09/08/2019 00:00:00 and 09/08/2019 23:59:59 (Local Time)

Day	Aircraft Events	Total LDEN dB (A)	Aircraft LDEN dB(A)	Background LDEN dB(A)	Total LDay dB(A)	Total LEvening dB(A)	Total LNight dB (A)
09/08/19 7:00	9	68.1	67.9	54.9	68.1	-	-
09/08/19 8:00	2	67.5	67.2	54.4	67.5	-	-
09/08/19 9:00	-	51.0	-	51.0	51.0	-	-
09/08/19 10:00	7	61.7	61.2	52.2	61.7	-	-
09/08/19 11:00	4	65.4	65.2	53.7	65.4	-	-
09/08/19 12:00	6	69.0	68.9	55.5	69.0	-	-
09/08/19 13:00	7	72.6	72.6	54.9	72.6	-	-
09/08/19 14:00	2	63.3	62.9	52.4	63.3	-	-
09/08/19 15:00	5	71.1	71.0	54.6	71.1	-	-
09/08/19 16:00	6	68.0	67.9	52.2	68.0	-	-
09/08/19 17:00	6	68.3	68.1	53.4	68.3	-	-
09/08/19 18:00	5	71.8	71.7	54.4	71.8	-	-
09/08/19 19:00	3	68.7	67.9	55.4	-	68.7	-
09/08/19 20:00	8	76.3	76.3	59.0	-	76.3	-
09/08/19 21:00	3	70.3	70.1	56.8	-	70.3	-
09/08/19 22:00	5	75.6	75.6	58.4	-	75.6	-
09/08/19 23:00	11	83.1	83.0	65.7	-	-	83.1
10/08/19 0:00	7	75.6	75.5	61.7	-	-	75.6
10/08/19 1:00	1	72.3	72.1	58.9	-	-	72.3
10/08/19 2:00	-	57.3	-	57.3	-	-	57.3
10/08/19 3:00	-	57.9	-	57.9	-	-	57.9
10/08/19 4:00	-	57.8	-	57.8	-	-	57.8
10/08/19 5:00	-	61.3	-	61.3	-	-	61.3
10/08/19 6:00	5	81.5	81.3	67.5	-	-	81.5
	102	**73.9**	**73.7**	**59.2**	**68.6**	**73.9**	**77.0**

Location: DVOR NMT # 2

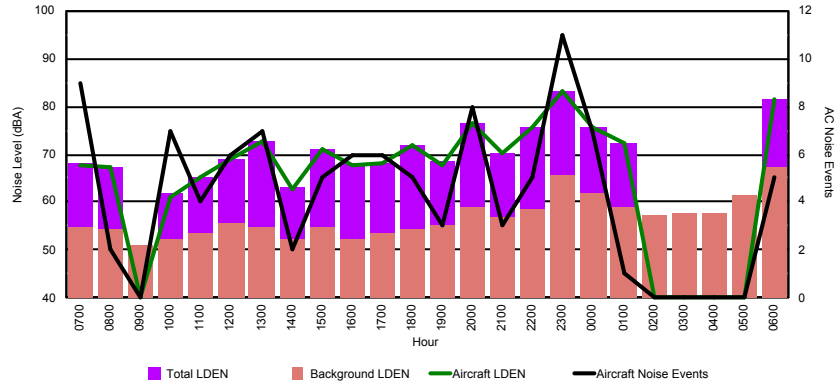

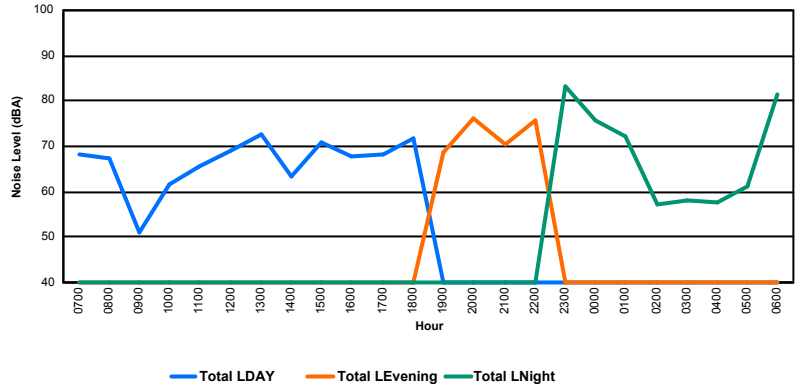

LE GOUVERNEMENT
DU GRAND-DUCHÉ DE LUXEMBOURG
Administration de la navigation aérienne

Luxembourg Airport

Noise Distribution by Hour

Between 09/08/2019 00:00:00 and 09/08/2019 23:59:59 (Local Time)

Day	Aircraft Events	Total LDEN dB (A)	Aircraft LDEN dB(A)	Background LDEN dB(A)	Total LDay dB(A)	Total LEvening dB(A)	Total LNight dB (A)
09/08/19 7:00	7	67.2	67.0	53.3	67.2	-	-
09/08/19 8:00	2	65.2	65.0	51.5	65.2	-	-
09/08/19 9:00	2	54.0	47.0	53.1	54.0	-	-
09/08/19 10:00	9	64.4	63.8	56.1	64.4	-	-
09/08/19 11:00	8	66.0	63.1	62.9	66.0	-	-
09/08/19 12:00	7	69.7	68.3	64.1	69.7	-	-
09/08/19 13:00	11	69.4	68.8	61.0	69.4	-	-
09/08/19 14:00	6	70.6	68.5	66.4	70.6	-	-
09/08/19 15:00	3	72.4	64.1	71.7	72.4	-	-
09/08/19 16:00	6	68.9	67.9	62.4	68.9	-	-
09/08/19 17:00	7	71.4	71.2	58.6	71.4	-	-
09/08/19 18:00	6	70.2	69.6	61.9	70.2	-	-
09/08/19 19:00	8	73.8	72.6	67.7	-	73.8	-
09/08/19 20:00	12	79.9	73.4	78.9	-	79.9	-
09/08/19 21:00	3	69.7	68.3	64.3	-	69.7	-
09/08/19 22:00	4	73.9	72.1	69.4	-	73.9	-
09/08/19 23:00	6	81.6	80.8	74.2	-	-	81.6
10/08/19 0:00	3	74.6	71.8	71.6	-	-	74.6
10/08/19 1:00	-	63.0	-	63.2	-	-	63.0
10/08/19 2:00	-	60.2	-	60.2	-	-	60.2
10/08/19 3:00	-	60.6	-	60.6	-	-	60.6
10/08/19 4:00	-	68.4	-	68.3	-	-	68.4
10/08/19 5:00	-	63.3	-	63.5	-	-	63.3
10/08/19 6:00	13	82.7	80.4	79.1	-	-	82.7
	123	**74.1**	**71.9**	**70.4**	**69.0**	**75.9**	**76.7**

Location: Mid Runway NMT # 3

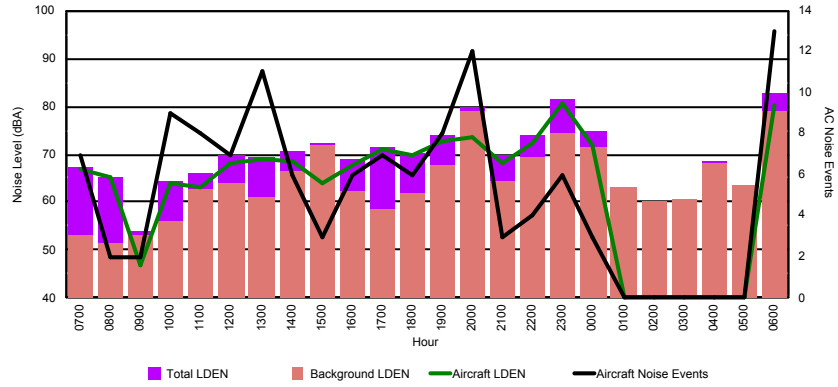

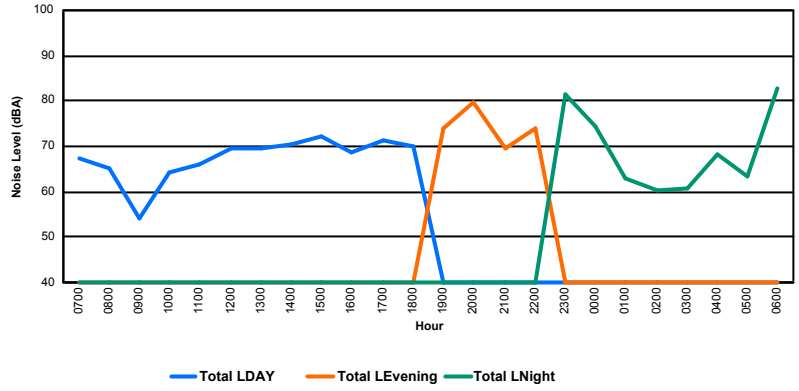

LE GOUVERNEMENT
DU GRAND-DUCHÉ DE LUXEMBOURG
Administration de la navigation aérienne

Luxembourg Airport

Noise Distribution by Hour

Between 09/08/2019 00:00:00 and 09/08/2019 23:59:59 (Local Time)

Day	Aircraft Events	Total LDEN dB (A)	Aircraft LDEN dB(A)	Background LDEN dB(A)	Total LDay dB(A)	Total LEvening dB(A)	Total LNight dB (A)
09/08/19 7:00	3	65.6	63.0	65.4	65.6	-	-
09/08/19 8:00	1	62.6	54.9	64.9	62.6	-	-
09/08/19 9:00	8	65.0	63.1	60.7	65.0	-	-
09/08/19 10:00	11	65.9	64.5	60.6	65.9	-	-
09/08/19 11:00	7	64.1	61.8	60.4	64.1	-	-
09/08/19 12:00	6	66.9	66.0	59.9	66.9	-	-
09/08/19 13:00	9	65.1	63.3	60.7	65.1	-	-
09/08/19 14:00	8	70.8	70.4	60.3	70.8	-	-
09/08/19 15:00	4	63.8	60.9	60.7	63.8	-	-
09/08/19 16:00	5	67.4	66.5	60.2	67.4	-	-
09/08/19 17:00	3	69.0	68.2	61.9	69.0	-	-
09/08/19 18:00	8	67.3	66.3	60.7	67.3	-	-
09/08/19 19:00	6	69.0	67.1	65.0	-	69.0	-
09/08/19 20:00	14	70.0	68.9	63.5	-	70.0	-
09/08/19 21:00	3	66.3	63.4	63.2	-	66.3	-
09/08/19 22:00	3	68.6	67.2	63.2	-	68.6	-
09/08/19 23:00	4	81.1	80.9	65.7	-	-	81.1
10/08/19 0:00	3	72.6	71.9	66.0	-	-	72.6
10/08/19 1:00	-	63.4	-	64.2	-	-	63.4
10/08/19 2:00	-	64.3	-	65.3	-	-	64.3
10/08/19 3:00	-	64.8	-	65.1	-	-	64.8
10/08/19 4:00	1	65.6	57.2	65.0	-	-	65.6
10/08/19 5:00	-	66.5	-	66.9	-	-	66.5
10/08/19 6:00	13	79.0	78.8	67.6	-	-	79.0
	120	**71.4**	**70.6**	**63.9**	**66.7**	**68.7**	**74.8**

Location: NDB-Hamm NMT # 4

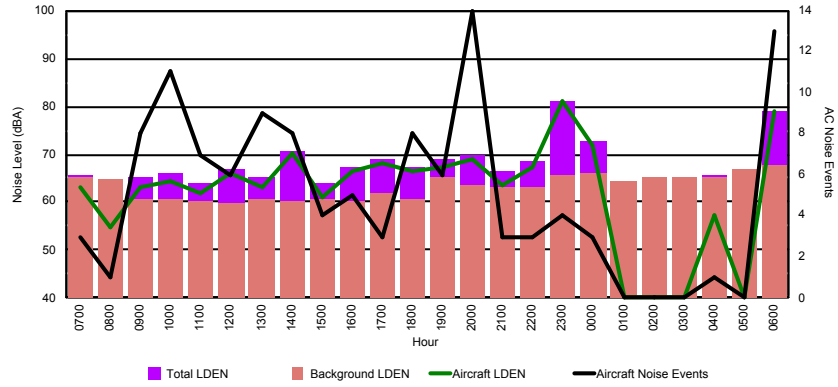

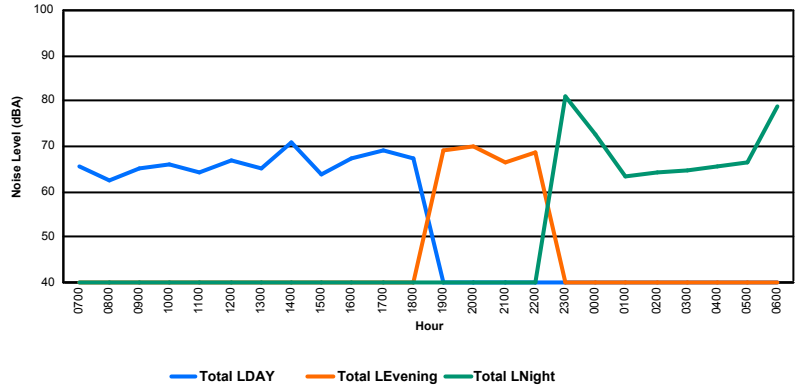

LE GOUVERNEMENT
DU GRAND-DUCHÉ DE LUXEMBOURG
Administration de la navigation aérienne

Luxembourg Airport

Noise Distribution by Hour

Between 10/08/2019 00:00:00 and 10/08/2019 23:59:59 (Local Time)

Day	Aircraft Events	Total LDEN dB (A)	Aircraft LDEN dB(A)	Background LDEN dB(A)	Total LDay dB(A)	Total LEvening dB(A)	Total LNight dB (A)
10/08/19 7:00	1	57.1	54.4	53.9	57.1	-	-
10/08/19 8:00	3	59.3	56.0	56.9	59.3	-	-
10/08/19 9:00	9	60.2	57.8	56.7	60.2	-	-
10/08/19 10:00	6	59.7	52.1	59.1	59.7	-	-
10/08/19 11:00	7	59.1	54.8	57.3	59.1	-	-
10/08/19 12:00	7	59.0	54.6	57.1	59.0	-	-
10/08/19 13:00	2	57.9	49.1	57.3	57.9	-	-
10/08/19 14:00	10	62.7	60.7	58.5	62.7	-	-
10/08/19 15:00	4	59.9	55.8	58.0	59.9	-	-
10/08/19 16:00	-	57.8	-	57.8	57.8	-	-
10/08/19 17:00	8	60.8	58.5	57.3	60.8	-	-
10/08/19 18:00	12	64.0	63.2	56.7	64.0	-	-
10/08/19 19:00	2	60.4	53.9	59.3	-	60.4	-
10/08/19 20:00	5	61.1	57.9	58.4	-	61.1	-
10/08/19 21:00	2	55.8	52.9	52.9	-	55.8	-
10/08/19 22:00	8	61.8	61.1	53.6	-	61.8	-
10/08/19 23:00	2	62.1	60.5	57.2	-	-	62.1
11/08/19 0:00	-	53.7	-	53.7	-	-	53.7
11/08/19 1:00	-	51.2	-	51.2	-	-	51.2
	88	**60.0**	**57.2**	**56.9**	**60.3**	**60.3**	**58.2**

Location: Roodt/Syr NMT # 1

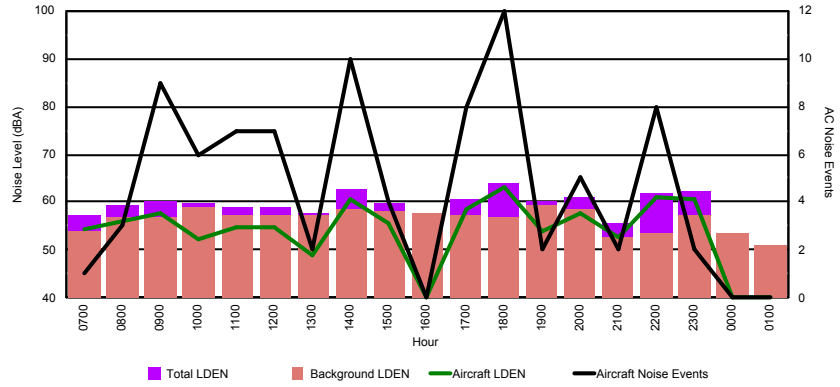

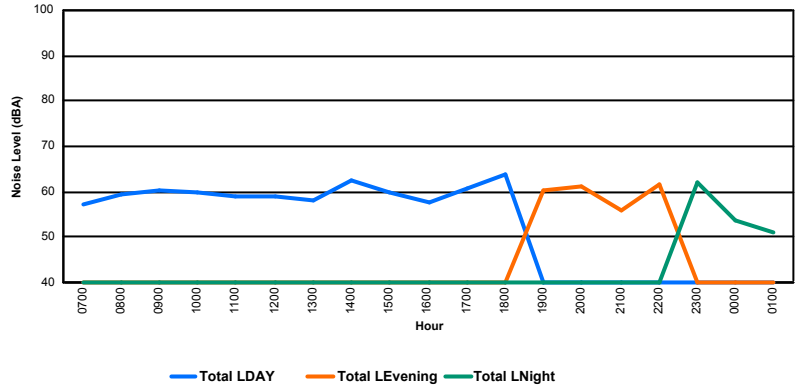

LE GOUVERNEMENT
DU GRAND-DUCHÉ DE LUXEMBOURG
Administration de la navigation aérienne

Luxembourg Airport

Noise Distribution by Hour

Between 10/08/2019 00:00:00 and 10/08/2019 23:59:59 (Local Time)

Day	Aircraft Events	Total LDEN dB (A)	Aircraft LDEN dB(A)	Background LDEN dB(A)	Total LDay dB(A)	Total LEvening dB(A)	Total LNight dB (A)
10/08/19 7:00	1	66.8	66.5	54.3	66.8	-	-
10/08/19 8:00	8	63.6	61.9	59.6	63.6	-	-
10/08/19 9:00	12	74.2	74.1	57.6	74.2	-	-
10/08/19 10:00	6	66.6	65.7	59.1	66.6	-	-
10/08/19 11:00	7	70.3	70.0	58.6	70.3	-	-
10/08/19 12:00	10	70.1	69.7	60.2	70.1	-	-
10/08/19 13:00	2	64.7	63.0	59.7	64.7	-	-
10/08/19 14:00	9	73.3	73.1	59.9	73.3	-	-
10/08/19 15:00	6	70.1	69.7	59.9	70.1	-	-
10/08/19 16:00	1	60.7	54.1	59.6	60.7	-	-
10/08/19 17:00	9	73.1	73.0	58.3	73.1	-	-
10/08/19 18:00	14	76.8	76.7	58.6	76.8	-	-
10/08/19 19:00	2	69.4	69.0	58.9	-	69.4	-
10/08/19 20:00	5	72.7	72.5	58.3	-	72.7	-
10/08/19 21:00	3	68.1	67.6	58.4	-	68.1	-
10/08/19 22:00	8	74.4	74.2	61.7	-	74.4	-
10/08/19 23:00	2	74.7	74.0	66.8	-	-	74.7
11/08/19 0:00	-	57.6	-	57.6	-	-	57.6
11/08/19 1:00	-	55.5	-	55.5	-	-	55.5
	105	**71.3**	**70.9**	**60.0**	**71.3**	**71.9**	**70.1**

Location: DVOR NMT # 2

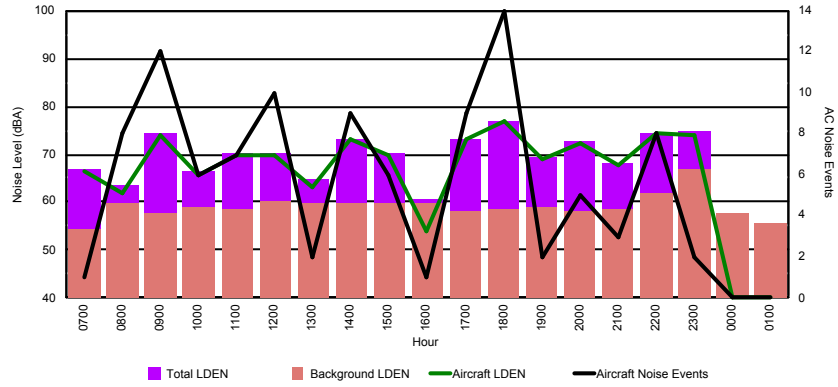

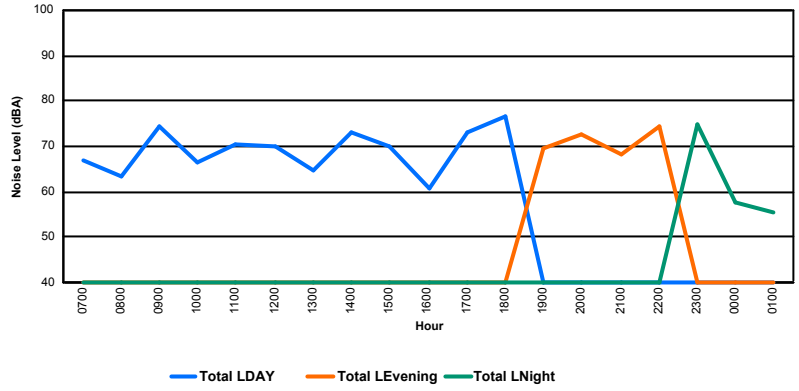

LE GOUVERNEMENT
DU GRAND-DUCHÉ DE LUXEMBOURG
Administration de la navigation aérienne

Luxembourg Airport

Noise Distribution by Hour

Between 10/08/2019 00:00:00 and 10/08/2019 23:59:59 (Local Time)

Day	Aircraft Events	Total LDEN dB (A)	Aircraft LDEN dB(A)	Background LDEN dB(A)	Total LDay dB(A)	Total LEvening dB(A)	Total LNight dB (A)
10/08/19 7:00	3	62.6	59.4	59.8	62.6	-	-
10/08/19 8:00	9	67.9	67.6	55.9	67.9	-	-
10/08/19 9:00	4	67.0	66.0	60.2	67.0	-	-
10/08/19 10:00	4	67.2	63.2	65.0	67.2	-	-
10/08/19 11:00	11	67.5	66.9	58.8	67.5	-	-
10/08/19 12:00	3	62.9	60.2	59.7	62.9	-	-
10/08/19 13:00	5	66.9	65.2	62.1	66.9	-	-
10/08/19 14:00	2	72.1	65.2	71.1	72.1	-	-
10/08/19 15:00	5	67.7	66.4	62.0	67.7	-	-
10/08/19 16:00	4	63.0	60.2	59.9	63.0	-	-
10/08/19 17:00	5	67.4	64.2	64.8	67.4	-	-
10/08/19 18:00	7	71.7	66.4	70.2	71.7	-	-
10/08/19 19:00	2	65.7	64.7	59.3	-	65.7	-
10/08/19 20:00	2	73.0	72.2	65.0	-	73.0	-
10/08/19 21:00	2	72.8	70.3	69.3	-	72.8	-
10/08/19 22:00	3	74.4	70.4	72.2	-	74.4	-
10/08/19 23:00	4	79.9	79.8	62.7	-	-	79.9
11/08/19 0:00	-	55.5	-	55.5	-	-	55.5
11/08/19 1:00	-	56.3	-	56.3	-	-	56.3
	75	**71.1**	**69.6**	**65.6**	**68.0**	**72.4**	**75.2**

Location: Mid Runway NMT # 3

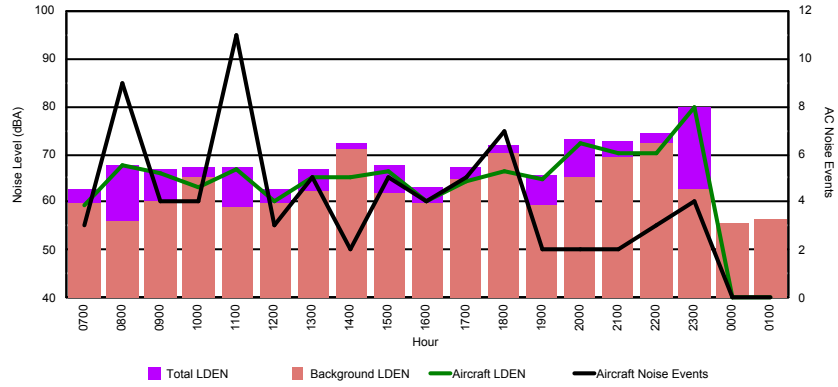

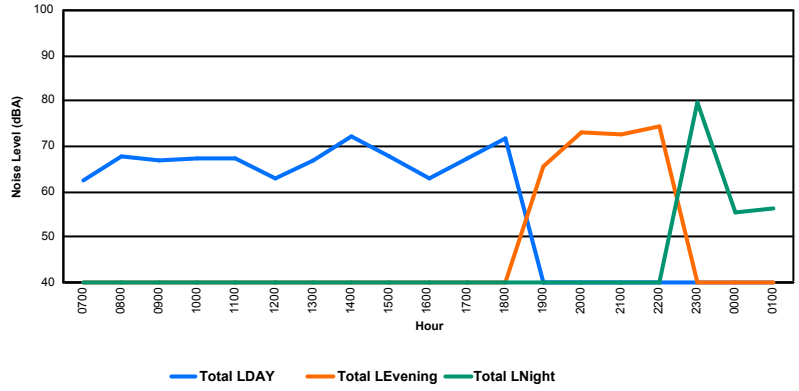

LE GOUVERNEMENT
DU GRAND-DUCHÉ DE LUXEMBOURG
Administration de la navigation aérienne

Luxembourg Airport

Noise Distribution by Hour

Between 10/08/2019 00:00:00 and 10/08/2019 23:59:59 (Local Time)

Day	Aircraft Events	Total LDEN dB (A)	Aircraft LDEN dB(A)	Background LDEN dB(A)	Total LDay dB(A)	Total LEvening dB(A)	Total LNight dB (A)
10/08/19 7:00	5	59.2	56.0	56.7	59.2	-	-
10/08/19 8:00	11	66.7	66.2	58.0	66.7	-	-
10/08/19 9:00	-	59.2	-	59.2	59.2	-	-
10/08/19 10:00	6	64.3	62.8	59.3	64.3	-	-
10/08/19 11:00	11	66.3	65.3	59.9	66.3	-	-
10/08/19 12:00	3	60.9	55.9	59.4	60.9	-	-
10/08/19 13:00	7	66.7	65.7	59.8	66.7	-	-
10/08/19 14:00	4	64.4	62.3	60.6	64.4	-	-
10/08/19 15:00	7	63.2	60.7	59.8	63.2	-	-
10/08/19 16:00	4	62.9	59.2	60.7	62.9	-	-
10/08/19 17:00	6	65.8	64.8	59.2	65.8	-	-
10/08/19 18:00	8	66.2	65.4	58.6	66.2	-	-
10/08/19 19:00	2	64.9	61.1	62.6	-	64.9	-
10/08/19 20:00	2	74.6	74.5	61.4	-	74.6	-
10/08/19 21:00	3	70.7	70.1	61.4	-	70.7	-
10/08/19 22:00	4	73.8	73.4	62.8	-	73.8	-
10/08/19 23:00	4	81.1	80.9	67.6	-	-	81.1
11/08/19 0:00	-	65.5	-	66.8	-	-	65.5
11/08/19 1:00	-	64.1	-	65.2	-	-	64.1
	87	**71.0**	**70.4**	**62.1**	**64.5**	**72.3**	**76.5**

Location: NDB-Hamm NMT # 4

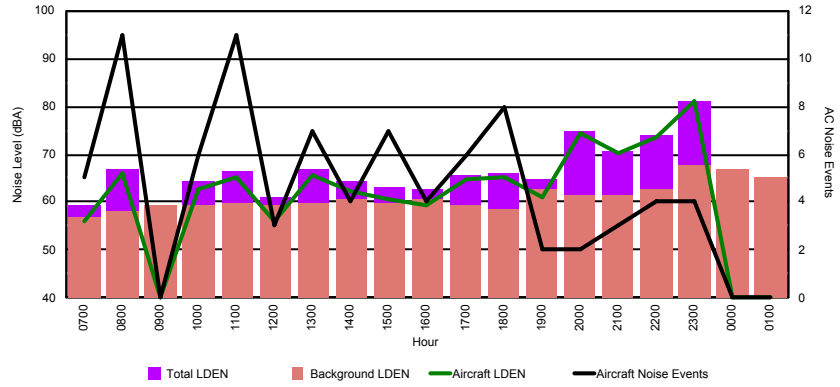

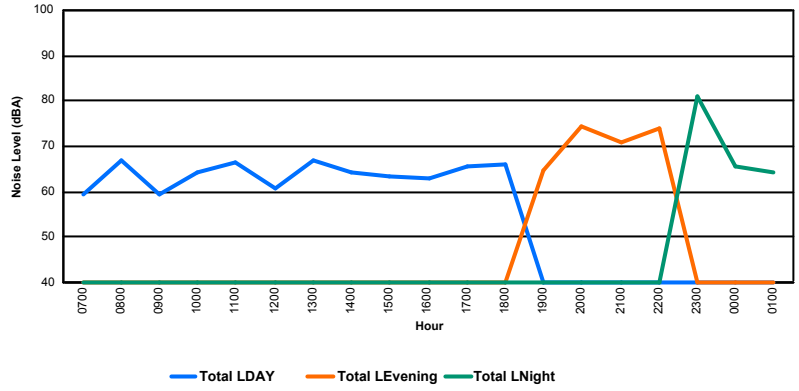

LE GOUVERNEMENT
DU GRAND-DUCHÉ DE LUXEMBOURG
Administration de la navigation aérienne

Luxembourg Airport

Noise Distribution by Hour

Between 11/08/2019 00:00:00 and 11/08/2019 23:59:59 (Local Time)

Day	Aircraft Events	Total LDEN dB (A)	Aircraft LDEN dB(A)	Background LDEN dB(A)	Total LDay dB(A)	Total LEvening dB(A)	Total LNight dB (A)
11/08/19 7:00	-	52.6	-	52.7	52.6	-	-
11/08/19 8:00	3	58.2	56.9	52.2	58.2	-	-
11/08/19 9:00	6	58.3	56.8	53.2	58.3	-	-
11/08/19 10:00	4	54.7	49.8	53.0	54.7	-	-
11/08/19 11:00	6	60.2	59.0	54.5	60.2	-	-
11/08/19 12:00	3	55.5	50.5	53.8	55.5	-	-
11/08/19 13:00	6	57.3	55.0	53.7	57.3	-	-
11/08/19 14:00	4	58.5	56.8	53.7	58.5	-	-
11/08/19 15:00	9	60.3	59.2	54.3	60.3	-	-
11/08/19 16:00	3	54.6	50.0	52.8	54.6	-	-
11/08/19 17:00	13	59.6	58.0	54.8	59.6	-	-
11/08/19 18:00	6	58.9	56.9	54.7	58.9	-	-
11/08/19 19:00	5	64.6	63.1	59.5	-	64.6	-
11/08/19 20:00	5	64.1	62.6	58.8	-	64.1	-
11/08/19 21:00	4	58.8	57.3	53.8	-	58.8	-
11/08/19 22:00	15	66.0	65.5	57.1	-	66.0	-
11/08/19 23:00	7	69.3	69.0	57.0	-	-	69.3
12/08/19 0:00	2	67.7	67.5	52.3	-	-	67.7
12/08/19 1:00	-	51.5	-	51.5	-	-	51.5
12/08/19 2:00	-	51.5	-	51.5	-	-	51.5
12/08/19 3:00	-	51.1	-	51.1	-	-	51.1
12/08/19 4:00	1	63.8	63.3	53.6	-	-	63.8
12/08/19 5:00	-	52.8	-	52.8	-	-	52.8
12/08/19 6:00	1	65.9	63.5	62.3	-	-	65.9
	103	**62.1**	**61.1**	**55.4**	**58.0**	**64.1**	**64.3**

Location: Roodt/Syr NMT # 1

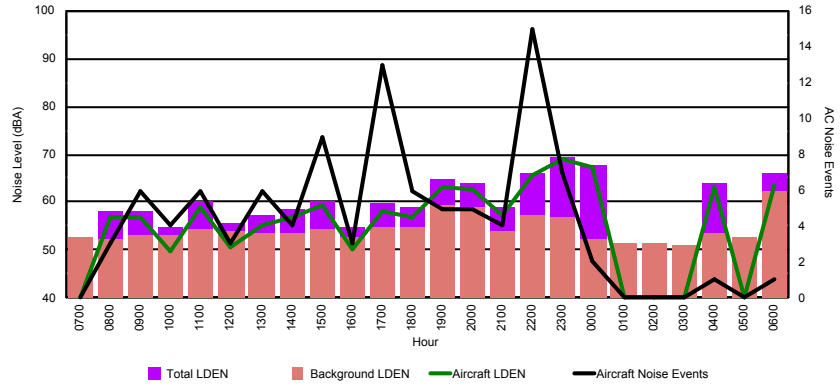

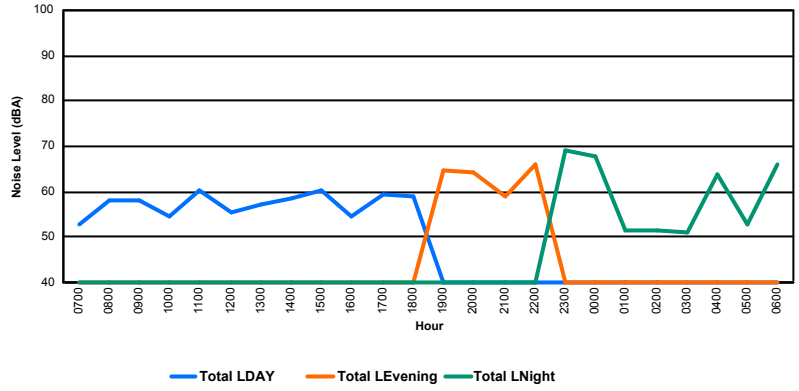

LE GOUVERNEMENT
DU GRAND-DUCHÉ DE LUXEMBOURG
Administration de la navigation aérienne

Luxembourg Airport

Noise Distribution by Hour

Between 11/08/2019 00:00:00 and 11/08/2019 23:59:59 (Local Time)

Day	Aircraft Events	Total LDEN dB (A)	Aircraft LDEN dB(A)	Background LDEN dB(A)	Total LDay dB(A)	Total LEvening dB(A)	Total LNight dB (A)
11/08/19 7:00	1	52.7	40.4	52.6	52.7	-	-
11/08/19 8:00	3	69.8	69.8	46.8	69.8	-	-
11/08/19 9:00	6	69.7	69.5	55.5	69.7	-	-
11/08/19 10:00	4	63.7	63.4	50.9	63.7	-	-
11/08/19 11:00	7	72.7	72.7	53.9	72.7	-	-
11/08/19 12:00	5	65.0	64.7	52.3	65.0	-	-
11/08/19 13:00	6	68.2	68.1	53.1	68.2	-	-
11/08/19 14:00	5	71.8	71.8	52.0	71.8	-	-
11/08/19 15:00	11	72.7	72.7	51.5	72.7	-	-
11/08/19 16:00	3	65.9	65.4	55.6	65.9	-	-
11/08/19 17:00	14	72.6	72.5	54.5	72.6	-	-
11/08/19 18:00	7	69.7	69.5	54.6	69.7	-	-
11/08/19 19:00	7	75.8	75.7	58.2	-	75.8	-
11/08/19 20:00	6	77.0	77.0	56.0	-	77.0	-
11/08/19 21:00	4	70.6	70.5	55.8	-	70.6	-
11/08/19 22:00	16	79.9	79.8	59.4	-	79.9	-
11/08/19 23:00	7	83.9	83.9	64.8	-	-	83.9
12/08/19 0:00	2	84.5	84.4	59.7	-	-	84.5
12/08/19 1:00	-	56.1	-	56.1	-	-	56.1
12/08/19 2:00	-	56.6	-	56.7	-	-	56.6
12/08/19 3:00	-	56.9	-	56.9	-	-	56.9
12/08/19 4:00	1	75.6	75.4	58.2	-	-	75.6
12/08/19 5:00	-	60.2	-	60.3	-	-	60.2
12/08/19 6:00	5	76.7	76.1	68.3	-	-	76.7
	120	**75.9**	**75.8**	**58.9**	**69.8**	**76.9**	**78.8**

Location: DVOR NMT # 2

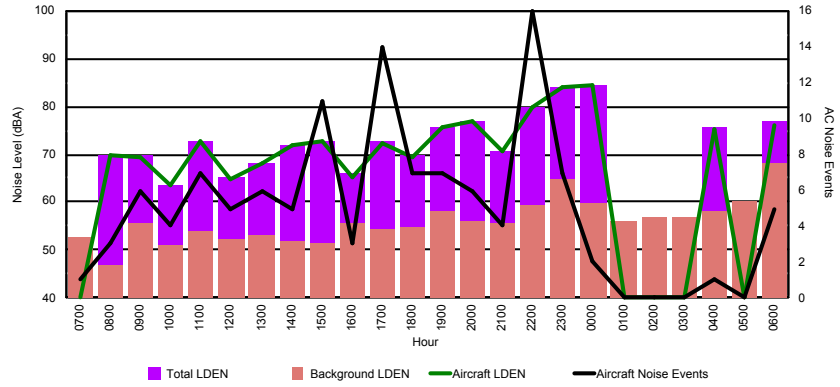

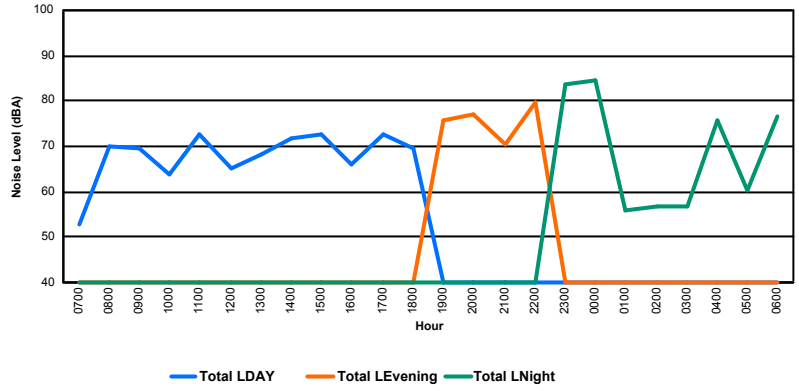

LE GOUVERNEMENT
DU GRAND-DUCHÉ DE LUXEMBOURG
Administration de la navigation aérienne

Luxembourg Airport

Noise Distribution by Hour

Between 11/08/2019 00:00:00 and 11/08/2019 23:59:59 (Local Time)

Day	Aircraft Events	Total LDEN dB (A)	Aircraft LDEN dB(A)	Background LDEN dB(A)	Total LDay dB(A)	Total LEvening dB(A)	Total LNight dB (A)
11/08/19 7:00	8	68.4	68.2	53.5	68.4	-	-
11/08/19 8:00	1	61.6	57.6	59.4	61.6	-	-
11/08/19 9:00	3	67.2	61.8	65.7	67.2	-	-
11/08/19 10:00	2	68.2	60.9	67.4	68.2	-	-
11/08/19 11:00	9	69.2	66.8	65.5	69.2	-	-
11/08/19 12:00	5	65.6	61.5	63.5	65.6	-	-
11/08/19 13:00	3	65.9	60.9	64.3	65.9	-	-
11/08/19 14:00	14	68.0	62.7	66.4	68.0	-	-
11/08/19 15:00	3	65.5	57.7	64.7	65.5	-	-
11/08/19 16:00	4	69.8	68.0	65.2	69.8	-	-
11/08/19 17:00	6	68.3	64.1	66.3	68.3	-	-
11/08/19 18:00	12	71.2	68.9	67.5	71.2	-	-
11/08/19 19:00	10	74.4	74.2	59.9	-	74.4	-
11/08/19 20:00	5	73.2	72.8	61.4	-	73.2	-
11/08/19 21:00	3	72.8	72.3	63.6	-	72.8	-
11/08/19 22:00	7	75.0	70.7	73.0	-	75.0	-
11/08/19 23:00	4	79.1	78.3	71.5	-	-	79.1
12/08/19 0:00	2	72.2	70.3	67.8	-	-	72.2
12/08/19 1:00	-	51.8	-	51.8	-	-	51.8
12/08/19 2:00	-	52.5	-	52.5	-	-	52.5
12/08/19 3:00	-	54.7	-	54.7	-	-	54.7
12/08/19 4:00	-	68.6	-	68.6	-	-	68.6
12/08/19 5:00	-	66.7	-	66.7	-	-	66.7
12/08/19 6:00	12	80.1	79.0	73.8	-	-	80.1
	113	**72.1**	**70.5**	**67.0**	**68.0**	**73.9**	**74.2**

Location: Mid Runway NMT # 3

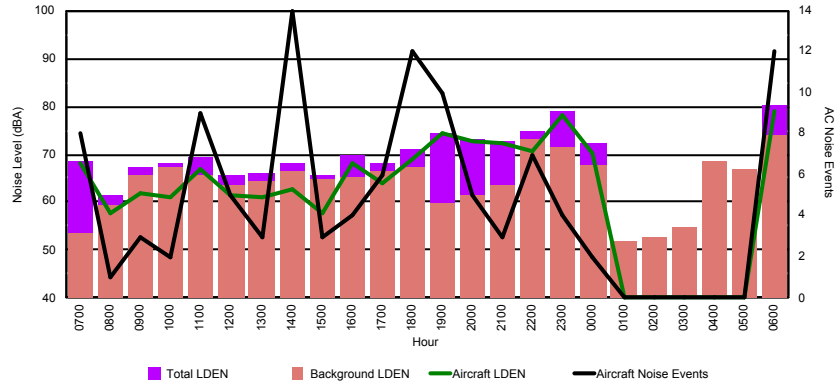

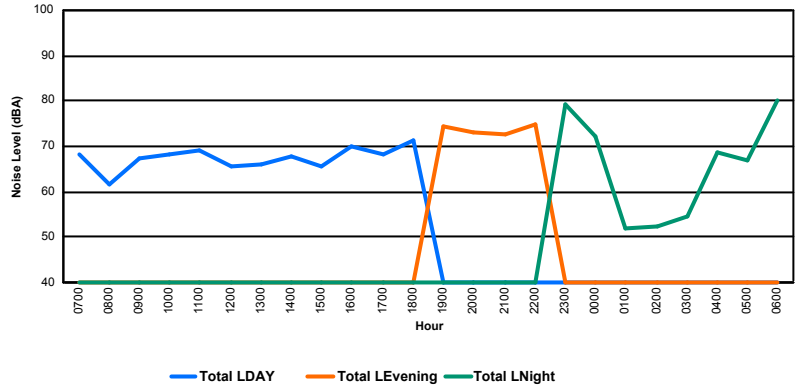

LE GOUVERNEMENT
DU GRAND-DUCHÉ DE LUXEMBOURG
Administration de la navigation aérienne

Luxembourg Airport

Noise Distribution by Hour

Between 11/08/2019 00:00:00 and 11/08/2019 23:59:59 (Local Time)

Day	Aircraft Events	Total LDEN dB (A)	Aircraft LDEN dB(A)	Background LDEN dB(A)	Total LDay dB(A)	Total LEvening dB(A)	Total LNight dB (A)
11/08/19 7:00	6	64.7	64.3	54.3	64.7	-	-
11/08/19 8:00	1	54.9	49.0	53.7	54.9	-	-
11/08/19 9:00	3	61.0	59.5	55.7	61.0	-	-
11/08/19 10:00	5	64.6	64.0	55.8	64.6	-	-
11/08/19 11:00	8	67.8	67.4	56.6	67.8	-	-
11/08/19 12:00	8	62.8	61.7	56.9	62.8	-	-
11/08/19 13:00	8	63.8	63.0	55.9	63.8	-	-
11/08/19 14:00	8	58.7	54.2	56.9	58.7	-	-
11/08/19 15:00	2	60.0	57.3	56.8	60.0	-	-
11/08/19 16:00	7	67.4	66.9	58.3	67.4	-	-
11/08/19 17:00	6	63.3	61.6	58.6	63.3	-	-
11/08/19 18:00	14	69.1	68.8	57.7	69.1	-	-
11/08/19 19:00	7	74.2	74.0	61.5	-	74.2	-
11/08/19 20:00	2	71.8	71.5	59.9	-	71.8	-
11/08/19 21:00	3	70.3	69.9	60.3	-	70.3	-
11/08/19 22:00	4	70.1	69.6	60.9	-	70.1	-
11/08/19 23:00	2	78.1	77.8	64.9	-	-	78.1
12/08/19 0:00	1	72.5	71.7	65.8	-	-	72.5
12/08/19 1:00	-	62.7	-	63.3	-	-	62.7
12/08/19 2:00	-	63.3	-	64.0	-	-	63.3
12/08/19 3:00	-	64.3	-	64.4	-	-	64.3
12/08/19 4:00	2	66.7	59.3	66.3	-	-	66.7
12/08/19 5:00	1	68.9	57.6	69.9	-	-	68.9
12/08/19 6:00	19	79.7	79.4	74.3	-	-	79.7
	117	**70.9**	**70.2**	**64.4**	**64.7**	**71.9**	**73.9**

Location: NDB-Hamm NMT # 4

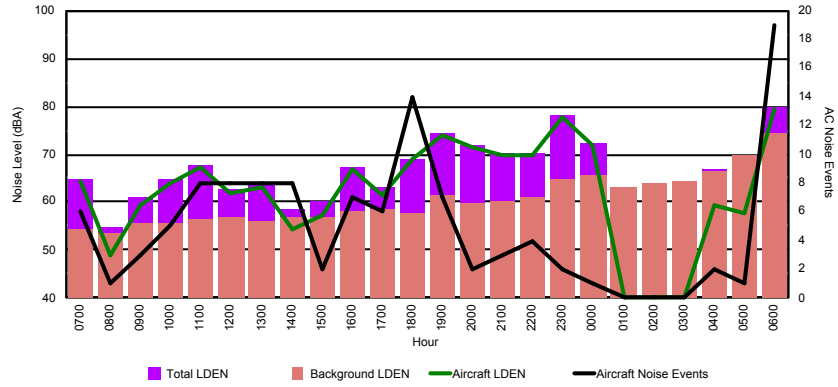

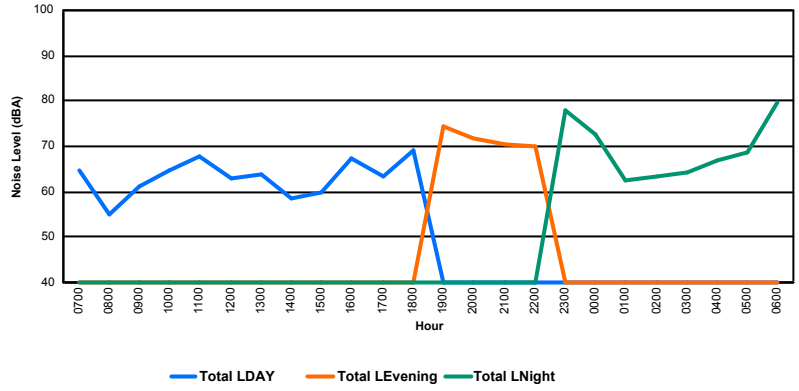

LE GOUVERNEMENT
DU GRAND-DUCHÉ DE LUXEMBOURG
Administration de la navigation aérienne

Luxembourg Airport

Noise Distribution by Hour

Between 12/08/2019 00:00:00 and 12/08/2019 23:59:59 (Local Time)

Day	Aircraft Events	Total LDEN dB (A)	Aircraft LDEN dB(A)	Background LDEN dB(A)	Total LDay dB(A)	Total LEvening dB(A)	Total LNight dB (A)
12/08/19 7:00	-	53.2	-	53.2	53.2	-	-
12/08/19 8:00	4	58.7	57.5	52.9	58.7	-	-
12/08/19 9:00	9	56.9	53.9	54.0	56.9	-	-
12/08/19 10:00	9	58.9	57.2	54.3	58.9	-	-
12/08/19 11:00	6	57.7	55.9	53.2	57.7	-	-
12/08/19 12:00	5	56.3	53.5	53.3	56.3	-	-
12/08/19 13:00	4	58.6	57.4	52.5	58.6	-	-
12/08/19 14:00	6	58.5	55.6	55.5	58.5	-	-
12/08/19 15:00	5	57.1	54.4	54.1	57.1	-	-
12/08/19 16:00	7	59.7	58.7	53.3	59.7	-	-
12/08/19 17:00	7	56.5	53.7	53.5	56.5	-	-
12/08/19 18:00	3	57.9	56.0	53.4	57.9	-	-
12/08/19 19:00	10	65.6	64.2	60.2	-	65.6	-
12/08/19 20:00	7	64.6	63.2	59.0	-	64.6	-
12/08/19 21:00	7	62.9	62.2	55.3	-	62.9	-
12/08/19 22:00	16	64.9	64.5	55.5	-	64.9	-
12/08/19 23:00	2	64.6	64.2	53.8	-	-	64.6
13/08/19 0:00	-	48.6	-	48.6	-	-	48.6
13/08/19 1:00	-	50.0	-	50.0	-	-	50.0
13/08/19 2:00	-	52.3	-	52.3	-	-	52.3
13/08/19 3:00	-	46.1	-	46.1	-	-	46.1
13/08/19 4:00	-	56.4	-	56.4	-	-	56.4
13/08/19 5:00	-	52.3	-	52.3	-	-	52.3
13/08/19 6:00	2	67.3	66.5	59.4	-	-	67.3
	109	**60.7**	**59.4**	**54.9**	**57.8**	**64.6**	**60.6**

Location: Roodt/Syr NMT # 1

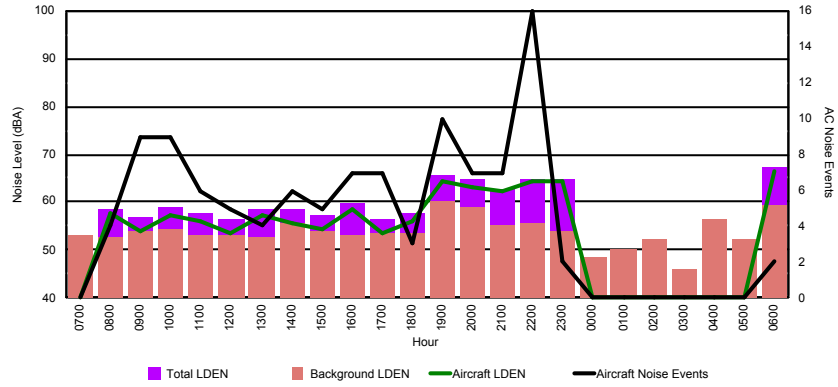

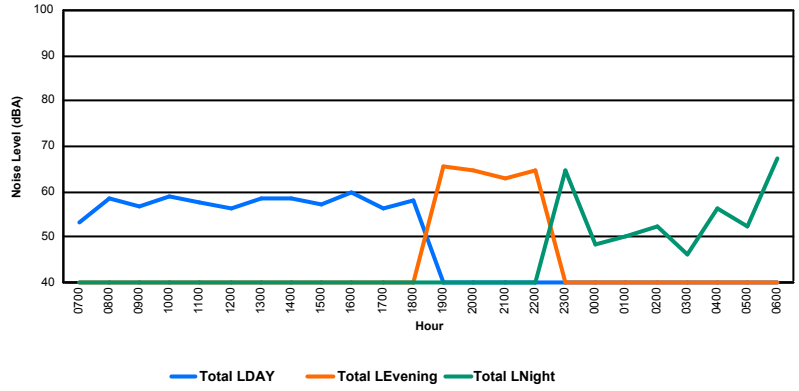

LE GOUVERNEMENT
DU GRAND-DUCHÉ DE LUXEMBOURG
Administration de la navigation aérienne

Luxembourg Airport

Noise Distribution by Hour

Between 12/08/2019 00:00:00 and 12/08/2019 23:59:59 (Local Time)

Day	Aircraft Events	Total LDEN dB (A)	Aircraft LDEN dB(A)	Background LDEN dB(A)	Total LDay dB(A)	Total LEvening dB(A)	Total LNight dB (A)
12/08/19 7:00	-	54.4	-	54.6	54.4	-	-
12/08/19 8:00	4	70.0	69.9	52.6	70.0	-	-
12/08/19 9:00	9	68.6	68.1	59.2	68.6	-	-
12/08/19 10:00	10	70.5	70.5	53.3	70.5	-	-
12/08/19 11:00	6	69.2	69.2	53.4	69.2	-	-
12/08/19 12:00	5	67.9	67.7	54.2	67.9	-	-
12/08/19 13:00	4	70.4	70.3	54.4	70.4	-	-
12/08/19 14:00	6	68.4	68.2	54.4	68.4	-	-
12/08/19 15:00	5	68.9	68.8	55.5	68.9	-	-
12/08/19 16:00	8	72.0	71.9	53.4	72.0	-	-
12/08/19 17:00	7	67.1	66.9	52.7	67.1	-	-
12/08/19 18:00	3	68.6	68.4	53.5	68.6	-	-
12/08/19 19:00	10	78.4	78.4	60.9	-	78.4	-
12/08/19 20:00	7	77.4	77.3	60.1	-	77.4	-
12/08/19 21:00	7	75.2	75.1	59.0	-	75.2	-
12/08/19 22:00	18	79.2	79.1	61.0	-	79.2	-
12/08/19 23:00	2	78.8	78.8	59.8	-	-	78.8
13/08/19 0:00	-	55.8	-	55.8	-	-	55.8
13/08/19 1:00	-	56.8	-	56.8	-	-	56.8
13/08/19 2:00	-	55.1	-	55.1	-	-	55.1
13/08/19 3:00	-	55.9	-	55.9	-	-	55.9
13/08/19 4:00	-	58.0	-	58.0	-	-	58.0
13/08/19 5:00	-	59.4	-	59.4	-	-	59.4
13/08/19 6:00	2	79.3	79.1	66.0	-	-	79.3
	113	**73.2**	**73.1**	**58.2**	**69.1**	**77.8**	**73.1**

Location: DVOR NMT # 2

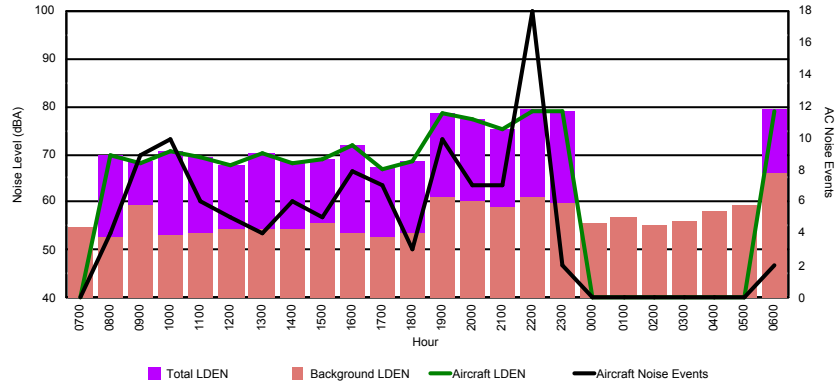

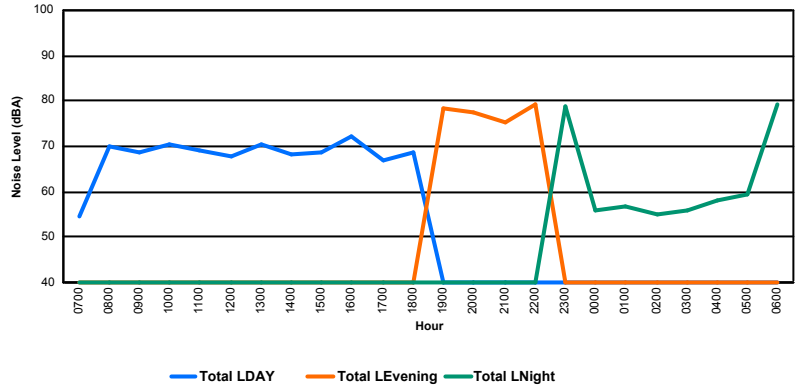

LE GOUVERNEMENT
DU GRAND-DUCHÉ DE LUXEMBOURG
Administration de la navigation aérienne

Luxembourg Airport

Noise Distribution by Hour

Between 12/08/2019 00:00:00 and 12/08/2019 23:59:59 (Local Time)

Day	Aircraft Events	Total LDEN dB (A)	Aircraft LDEN dB(A)	Background LDEN dB(A)	Total LDay dB(A)	Total LEvening dB(A)	Total LNight dB (A)
12/08/19 7:00	3	64.2	60.9	61.5	64.2	-	-
12/08/19 8:00	4	67.2	59.8	66.3	67.2	-	-
12/08/19 9:00	3	69.0	65.7	66.4	69.0	-	-
12/08/19 10:00	8	68.0	65.2	64.9	68.0	-	-
12/08/19 11:00	7	76.1	75.8	64.1	76.1	-	-
12/08/19 12:00	4	65.9	63.1	62.6	65.9	-	-
12/08/19 13:00	6	64.6	62.9	59.9	64.6	-	-
12/08/19 14:00	6	63.2	61.5	58.5	63.2	-	-
12/08/19 15:00	5	67.9	66.5	62.5	67.9	-	-
12/08/19 16:00	6	75.4	75.2	62.1	75.4	-	-
12/08/19 17:00	6	71.6	66.2	70.2	71.6	-	-
12/08/19 18:00	11	67.9	65.8	63.7	67.9	-	-
12/08/19 19:00	5	76.6	73.8	73.5	-	76.6	-
12/08/19 20:00	4	79.3	73.6	77.9	-	79.3	-
12/08/19 21:00	1	76.1	68.7	75.2	-	76.1	-
12/08/19 22:00	8	75.5	73.7	70.9	-	75.5	-
12/08/19 23:00	1	80.1	76.0	77.9	-	-	80.1
13/08/19 0:00	-	57.4	-	57.4	-	-	57.4
13/08/19 1:00	-	57.3	-	57.3	-	-	57.3
13/08/19 2:00	-	57.7	-	57.7	-	-	57.7
13/08/19 3:00	-	57.6	-	57.6	-	-	57.6
13/08/19 4:00	-	59.5	-	59.6	-	-	59.5
13/08/19 5:00	-	62.2	-	62.3	-	-	62.2
13/08/19 6:00	11	81.9	79.2	78.7	-	-	81.9
	99	**74.0**	**71.0**	**71.0**	**70.5**	**77.1**	**75.2**

Location: Mid Runway NMT # 3

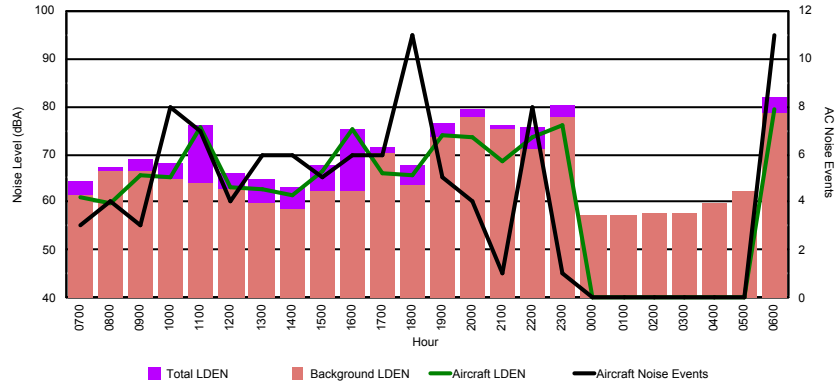

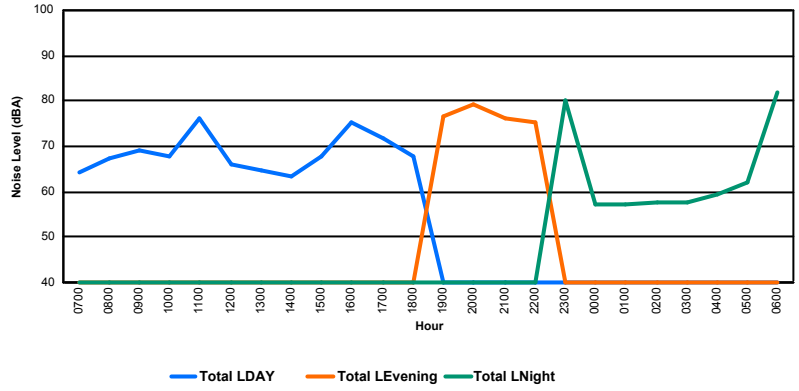

LE GOUVERNEMENT
DU GRAND-DUCHÉ DE LUXEMBOURG
Administration de la navigation aérienne

Luxembourg Airport

Noise Distribution by Hour

Between 12/08/2019 00:00:00 and 12/08/2019 23:59:59 (Local Time)

Day	Aircraft Events	Total LDEN dB (A)	Aircraft LDEN dB(A)	Background LDEN dB(A)	Total LDay dB(A)	Total LEvening dB(A)	Total LNight dB (A)
12/08/19 7:00	8	67.7	66.0	66.5	67.7	-	-
12/08/19 8:00	6	62.6	59.0	63.1	62.6	-	-
12/08/19 9:00	3	66.7	65.7	59.9	66.7	-	-
12/08/19 10:00	9	65.1	63.6	60.1	65.1	-	-
12/08/19 11:00	9	66.9	65.9	60.3	66.9	-	-
12/08/19 12:00	4	63.2	60.2	60.3	63.2	-	-
12/08/19 13:00	4	62.7	58.7	60.6	62.7	-	-
12/08/19 14:00	4	62.3	57.8	60.4	62.3	-	-
12/08/19 15:00	6	67.7	66.7	61.2	67.7	-	-
12/08/19 16:00	6	63.8	61.2	60.4	63.8	-	-
12/08/19 17:00	3	63.6	61.1	60.2	63.6	-	-
12/08/19 18:00	12	65.0	63.7	59.6	65.0	-	-
12/08/19 19:00	8	75.2	74.8	64.8	-	75.2	-
12/08/19 20:00	6	73.8	73.3	64.4	-	73.8	-
12/08/19 21:00	5	72.4	71.8	63.9	-	72.4	-
12/08/19 22:00	4	71.8	71.3	62.4	-	71.8	-
12/08/19 23:00	2	81.0	80.8	66.6	-	-	81.0
13/08/19 0:00	-	64.5	-	65.3	-	-	64.5
13/08/19 1:00	-	62.1	-	62.6	-	-	62.1
13/08/19 2:00	-	62.0	-	62.5	-	-	62.0
13/08/19 3:00	-	62.4	-	62.4	-	-	62.4
13/08/19 4:00	-	63.9	-	64.0	-	-	63.9
13/08/19 5:00	-	67.3	-	68.1	-	-	67.3
13/08/19 6:00	13	77.6	77.1	70.4	-	-	77.6
	112	**71.4**	**70.6**	**64.0**	**65.2**	**73.5**	**74.0**

Location: NDB-Hamm NMT # 4

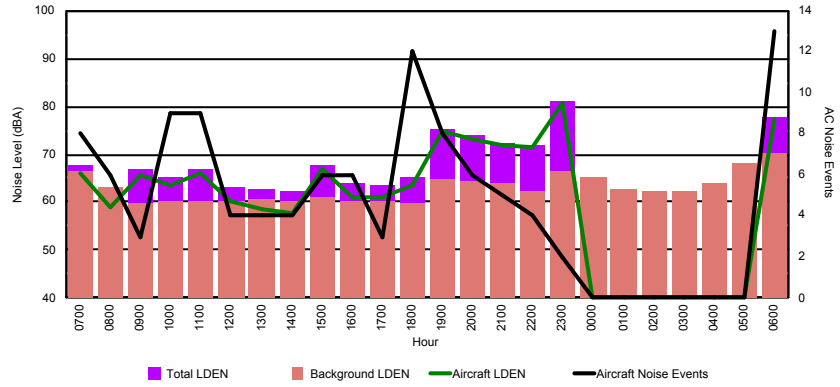

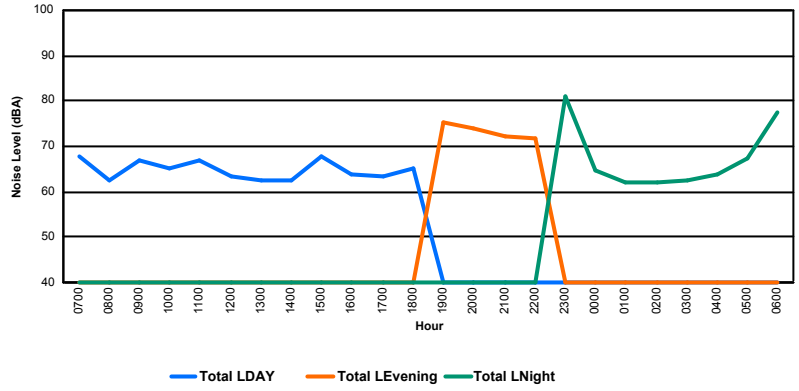

LE GOUVERNEMENT
DU GRAND-DUCHÉ DE LUXEMBOURG
Administration de la navigation aérienne

Luxembourg Airport

Noise Distribution by Hour

Between 13/08/2019 00:00:00 and 13/08/2019 23:59:59 (Local Time)

Day	Aircraft Events	Total LDEN dB (A)	Aircraft LDEN dB(A)	Background LDEN dB(A)	Total LDay dB(A)	Total LEvening dB(A)	Total LNight dB (A)
13/08/19 7:00	-	48.8	-	48.8	48.8	-	-
13/08/19 8:00	1	48.6	45.9	45.3	48.6	-	-
13/08/19 9:00	6	54.4	51.6	51.1	54.4	-	-
13/08/19 10:00	9	58.9	58.0	52.2	58.9	-	-
13/08/19 11:00	4	53.6	52.2	48.2	53.6	-	-
13/08/19 12:00	7	61.4	60.9	52.0	61.4	-	-
13/08/19 13:00	8	56.9	55.7	50.9	56.9	-	-
13/08/19 14:00	7	56.9	56.0	49.8	56.9	-	-
13/08/19 15:00	5	57.3	56.3	50.4	57.3	-	-
13/08/19 16:00	6	56.6	55.2	51.4	56.6	-	-
13/08/19 17:00	4	53.4	51.3	49.5	53.4	-	-
13/08/19 18:00	7	58.9	56.1	55.9	58.9	-	-
13/08/19 19:00	2	59.3	58.0	53.5	-	59.3	-
13/08/19 20:00	5	58.8	57.6	53.1	-	58.8	-
13/08/19 21:00	5	59.6	57.6	55.6	-	59.6	-
13/08/19 22:00	13	63.0	62.3	55.1	-	63.0	-
13/08/19 23:00	2	66.3	65.6	58.2	-	-	66.3
14/08/19 0:00	-	49.8	-	49.8	-	-	49.8
14/08/19 1:00	-	49.2	-	49.3	-	-	49.2
14/08/19 2:00	-	46.8	-	46.8	-	-	46.8
14/08/19 3:00	-	46.0	-	46.0	-	-	46.0
14/08/19 4:00	-	48.2	-	48.2	-	-	48.2
14/08/19 5:00	-	57.3	-	57.3	-	-	57.3
14/08/19 6:00	-	57.1	-	57.1	-	-	57.1
	91	**58.2**	**56.8**	**52.9**	**56.8**	**60.5**	**58.5**

Location: Roodt/Syr NMT # 1

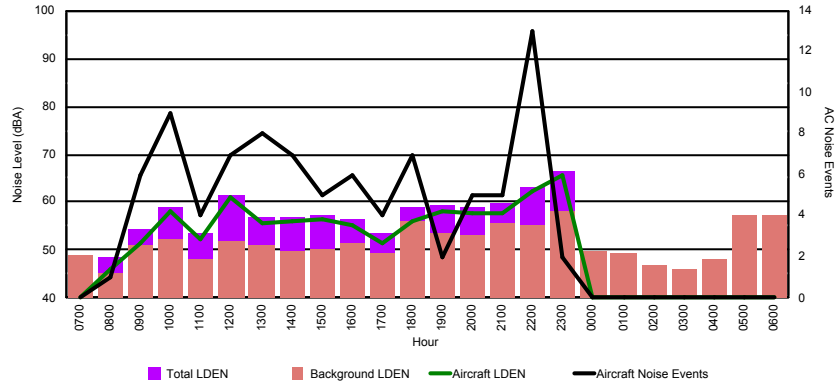

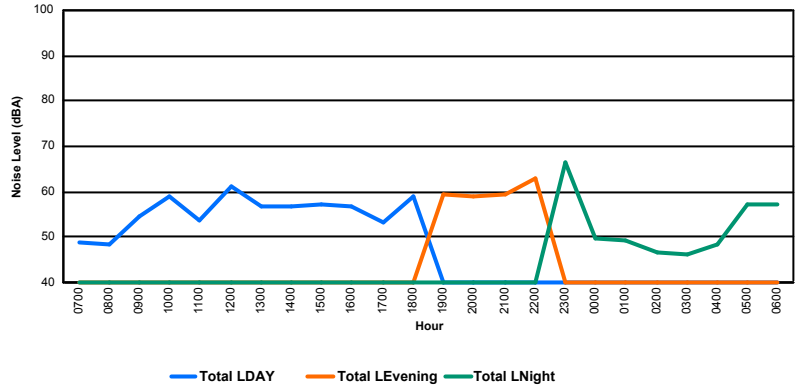

LE GOUVERNEMENT
DU GRAND-DUCHÉ DE LUXEMBOURG
Administration de la navigation aérienne

Luxembourg Airport

Noise Distribution by Hour

Between 13/08/2019 00:00:00 and 13/08/2019 23:59:59 (Local Time)

Day	Aircraft Events	Total LDEN dB (A)	Aircraft LDEN dB(A)	Background LDEN dB(A)	Total LDay dB(A)	Total LEvening dB(A)	Total LNight dB (A)
13/08/19 7:00	1	53.5	37.4	53.5	53.5	-	-
13/08/19 8:00	1	67.0	66.7	54.2	67.0	-	-
13/08/19 9:00	8	66.9	66.7	53.1	66.9	-	-
13/08/19 10:00	9	71.9	71.8	55.2	71.9	-	-
13/08/19 11:00	5	67.2	67.0	53.3	67.2	-	-
13/08/19 12:00	8	74.2	74.1	53.1	74.2	-	-
13/08/19 13:00	7	69.2	69.1	53.9	69.2	-	-
13/08/19 14:00	8	69.3	69.2	54.3	69.3	-	-
13/08/19 15:00	6	71.7	71.6	54.9	71.7	-	-
13/08/19 16:00	6	69.7	69.6	54.9	69.7	-	-
13/08/19 17:00	4	64.9	64.5	53.7	64.9	-	-
13/08/19 18:00	8	68.6	68.5	53.8	68.6	-	-
13/08/19 19:00	2	70.6	70.4	58.0	-	70.6	-
13/08/19 20:00	5	71.2	71.1	54.9	-	71.2	-
13/08/19 21:00	5	71.3	71.1	59.1	-	71.3	-
13/08/19 22:00	14	77.4	77.4	60.2	-	77.4	-
13/08/19 23:00	2	78.9	78.8	61.3	-	-	78.9
14/08/19 0:00	-	57.9	-	58.0	-	-	57.9
14/08/19 1:00	-	65.8	-	66.0	-	-	65.8
14/08/19 2:00	-	52.0	-	52.0	-	-	52.0
14/08/19 3:00	-	51.5	-	51.5	-	-	51.5
14/08/19 4:00	-	53.5	-	53.5	-	-	53.5
14/08/19 5:00	-	57.1	-	57.1	-	-	57.1
14/08/19 6:00	-	62.5	-	62.6	-	-	62.5
	99	**70.8**	**70.6**	**57.9**	**69.6**	**73.7**	**70.3**

Location: DVOR NMT # 2

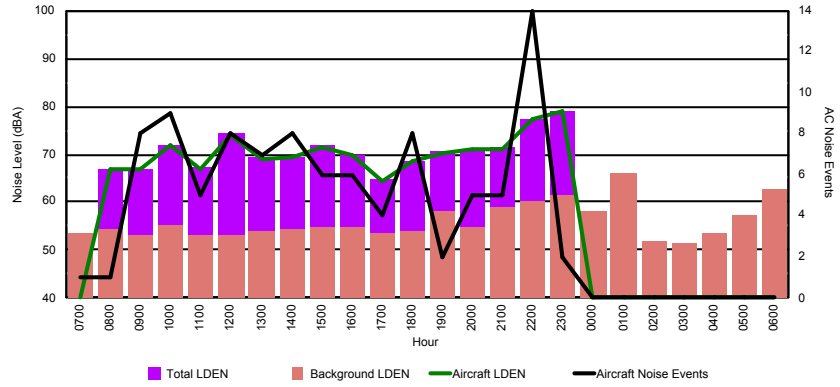

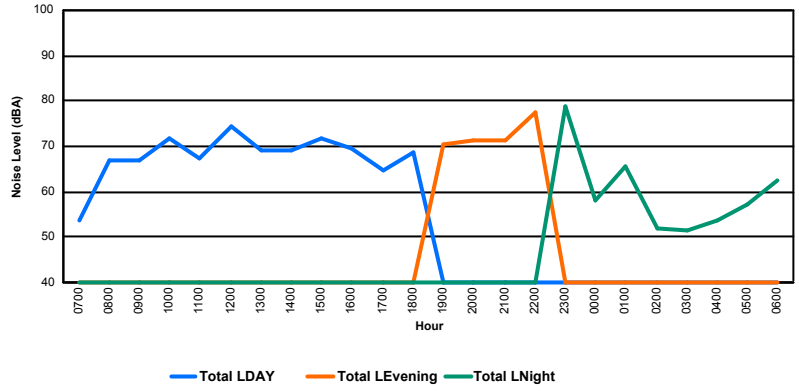

LE GOUVERNEMENT
DU GRAND-DUCHÉ DE LUXEMBOURG
Administration de la navigation aérienne

Luxembourg Airport

Noise Distribution by Hour

Between 13/08/2019 00:00:00 and 13/08/2019 23:59:59 (Local Time)

Day	Aircraft Events	Total LDEN dB (A)	Aircraft LDEN dB(A)	Background LDEN dB(A)	Total LDay dB(A)	Total LEvening dB(A)	Total LNight dB (A)
13/08/19 7:00	4	67.1	64.9	63.1	67.1	-	-
13/08/19 8:00	1	64.2	63.8	53.0	64.2	-	-
13/08/19 9:00	-	67.7	-	67.7	67.7	-	-
13/08/19 10:00	5	71.7	67.6	69.5	71.7	-	-
13/08/19 11:00	7	68.9	65.9	65.9	68.9	-	-
13/08/19 12:00	3	69.1	63.2	67.8	69.1	-	-
13/08/19 13:00	6	69.7	65.4	67.7	69.7	-	-
13/08/19 14:00	5	70.4	62.1	69.7	70.4	-	-
13/08/19 15:00	10	71.4	69.6	66.6	71.4	-	-
13/08/19 16:00	6	69.1	65.1	67.0	69.1	-	-
13/08/19 17:00	2	61.7	57.9	59.5	61.7	-	-
13/08/19 18:00	11	67.7	66.9	60.3	67.7	-	-
13/08/19 19:00	9	74.7	74.2	65.6	-	74.7	-
13/08/19 20:00	5	72.4	71.7	63.7	-	72.4	-
13/08/19 21:00	3	74.4	69.7	72.6	-	74.4	-
13/08/19 22:00	1	73.7	42.7	73.8	-	73.7	-
13/08/19 23:00	1	72.4	70.9	67.0	-	-	72.4
14/08/19 0:00	1	70.3	70.1	54.8	-	-	70.3
14/08/19 1:00	-	53.8	-	53.8	-	-	53.8
14/08/19 2:00	-	53.7	-	53.7	-	-	53.7
14/08/19 3:00	-	52.8	-	52.8	-	-	52.8
14/08/19 4:00	-	58.7	-	58.8	-	-	58.7
14/08/19 5:00	-	57.9	-	57.9	-	-	57.9
14/08/19 6:00	8	78.5	75.7	75.4	-	-	78.5
	88	**70.9**	**68.0**	**67.8**	**68.9**	**73.9**	**71.0**

Location: Mid Runway NMT # 3

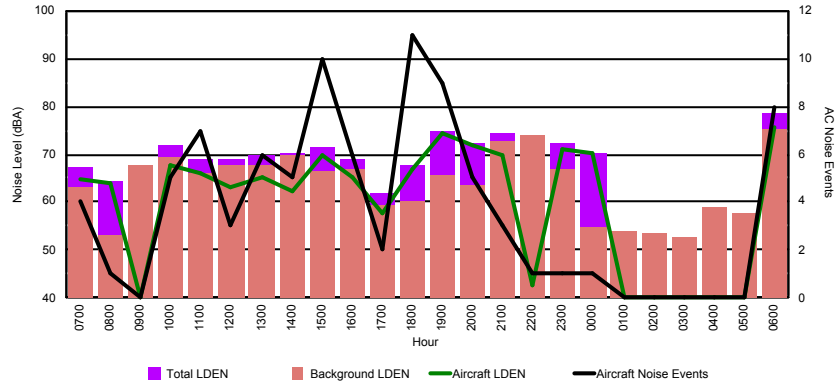

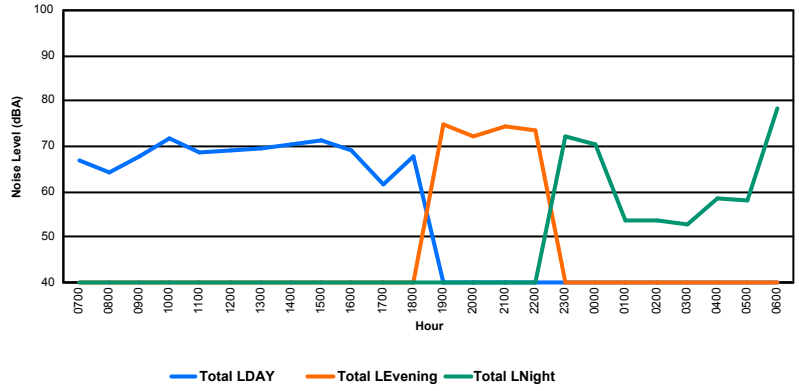

LE GOUVERNEMENT
DU GRAND-DUCHÉ DE LUXEMBOURG
Administration de la navigation aérienne

Luxembourg Airport

Noise Distribution by Hour

Between 13/08/2019 00:00:00 and 13/08/2019 23:59:59 (Local Time)

Day	Aircraft Events	Total LDEN dB (A)	Aircraft LDEN dB(A)	Background LDEN dB(A)	Total LDay dB(A)	Total LEvening dB(A)	Total LNight dB (A)
13/08/19 7:00	7	65.7	63.4	64.3	65.7	-	-
13/08/19 8:00	4	65.4	63.7	68.5	65.4	-	-
13/08/19 9:00	1	65.2	63.9	59.1	65.2	-	-
13/08/19 10:00	7	63.8	62.2	59.0	63.8	-	-
13/08/19 11:00	9	65.3	64.4	58.6	65.3	-	-
13/08/19 12:00	4	62.0	60.1	57.7	62.0	-	-
13/08/19 13:00	5	61.8	59.4	58.2	61.8	-	-
13/08/19 14:00	6	63.8	62.6	57.7	63.8	-	-
13/08/19 15:00	12	68.7	68.3	58.1	68.7	-	-
13/08/19 16:00	6	68.8	68.4	58.1	68.8	-	-
13/08/19 17:00	3	60.5	56.0	58.7	60.5	-	-
13/08/19 18:00	10	64.0	62.1	59.9	64.0	-	-
13/08/19 19:00	8	70.6	69.7	63.6	-	70.6	-
13/08/19 20:00	4	71.0	70.5	61.6	-	71.0	-
13/08/19 21:00	4	72.7	72.4	61.4	-	72.7	-
13/08/19 22:00	1	73.1	72.8	60.2	-	73.1	-
13/08/19 23:00	1	72.7	72.0	64.3	-	-	72.7
14/08/19 0:00	1	73.1	72.8	61.6	-	-	73.1
14/08/19 1:00	-	60.2	-	60.5	-	-	60.2
14/08/19 2:00	-	61.2	-	61.5	-	-	61.2
14/08/19 3:00	-	61.5	-	61.5	-	-	61.5
14/08/19 4:00	-	64.5	-	64.7	-	-	64.5
14/08/19 5:00	-	67.9	-	69.1	-	-	67.9
14/08/19 6:00	12	75.6	74.7	71.2	-	-	75.6
	105	**69.0**	**68.0**	**63.6**	**65.3**	**72.0**	**70.4**

Location: NDB-Hamm NMT # 4

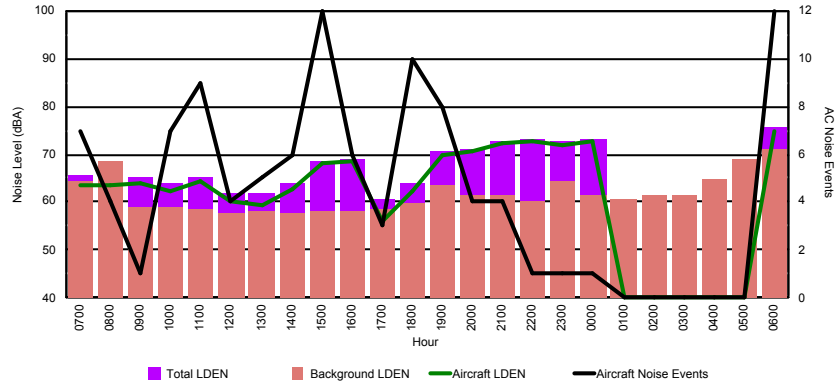

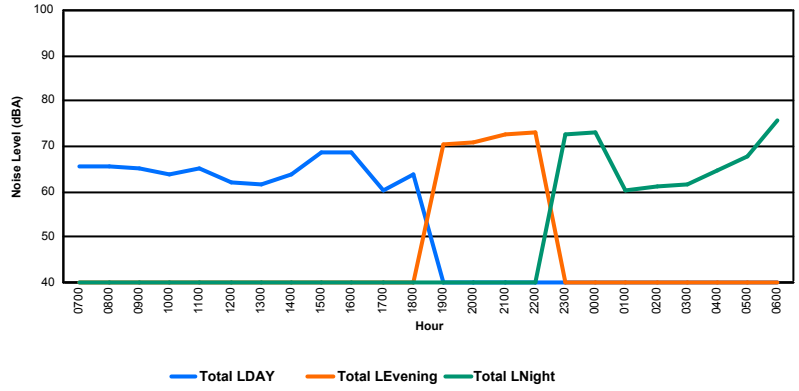

LE GOUVERNEMENT
DU GRAND-DUCHÉ DE LUXEMBOURG
Administration de la navigation aérienne

Luxembourg Airport

Noise Distribution by Hour

Between 14/08/2019 00:00:00 and 14/08/2019 23:59:59 (Local Time)

Day	Aircraft Events	Total LDEN dB (A)	Aircraft LDEN dB(A)	Background LDEN dB(A)	Total LDay dB(A)	Total LEvening dB(A)	Total LNight dB (A)
14/08/19 7:00	-	45.3	-	45.3	45.3	-	-
14/08/19 8:00	5	57.9	57.7	44.6	57.9	-	-
14/08/19 9:00	5	52.4	50.2	48.6	52.4	-	-
14/08/19 10:00	7	56.6	53.7	53.7	56.6	-	-
14/08/19 11:00	4	55.7	55.1	47.2	55.7	-	-
14/08/19 12:00	4	56.5	55.2	50.7	56.5	-	-
14/08/19 13:00	6	57.4	55.8	52.6	57.4	-	-
14/08/19 14:00	5	56.7	56.0	48.8	56.7	-	-
14/08/19 15:00	3	52.2	50.9	46.7	52.2	-	-
14/08/19 16:00	7	58.6	58.1	49.0	58.6	-	-
14/08/19 17:00	6	53.8	52.2	49.1	53.8	-	-
14/08/19 18:00	8	57.5	56.8	49.7	57.5	-	-
14/08/19 19:00	8	63.4	62.9	54.5	-	63.4	-
14/08/19 20:00	4	59.1	57.7	53.7	-	59.1	-
14/08/19 21:00	7	62.9	61.9	56.6	-	62.9	-
14/08/19 22:00	12	61.4	60.5	54.6	-	61.4	-
14/08/19 23:00	3	66.1	65.8	55.6	-	-	66.1
15/08/19 0:00	-	53.8	-	53.8	-	-	53.8
15/08/19 1:00	-	51.8	-	51.8	-	-	51.8
15/08/19 2:00	-	47.2	-	47.2	-	-	47.2
15/08/19 3:00	-	46.5	-	46.5	-	-	46.5
15/08/19 4:00	-	48.5	-	48.5	-	-	48.5
15/08/19 5:00	-	55.9	-	55.9	-	-	55.9
15/08/19 6:00	2	66.4	65.9	57.3	-	-	66.4
	96	**59.3**	**58.4**	**52.4**	**56.0**	**62.0**	**60.7**

Location: Roodt/Syr NMT # 1

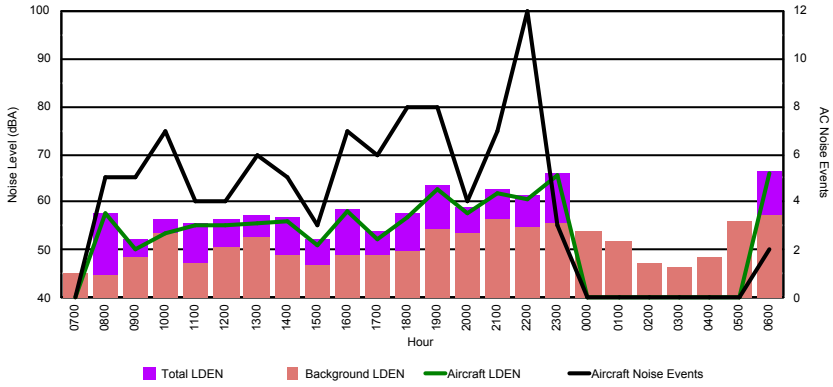

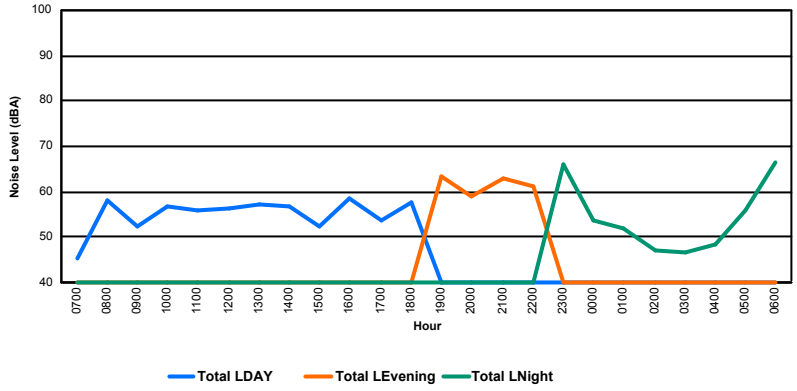

LE GOUVERNEMENT
DU GRAND-DUCHÉ DE LUXEMBOURG
Administration de la navigation aérienne

Luxembourg Airport

Noise Distribution by Hour

Between 14/08/2019 00:00:00 and 14/08/2019 23:59:59 (Local Time)

Day	Aircraft Events	Total LDEN dB (A)	Aircraft LDEN dB(A)	Background LDEN dB(A)	Total LDay dB(A)	Total LEvening dB(A)	Total LNight dB (A)
14/08/19 7:00	-	53.4	-	53.6	53.4	-	-
14/08/19 8:00	7	70.6	70.5	52.8	70.6	-	-
14/08/19 9:00	5	62.8	62.4	51.8	62.8	-	-
14/08/19 10:00	8	68.6	68.5	51.8	68.6	-	-
14/08/19 11:00	4	67.6	67.5	52.7	67.6	-	-
14/08/19 12:00	4	68.4	68.3	52.1	68.4	-	-
14/08/19 13:00	9	68.7	68.6	53.7	68.7	-	-
14/08/19 14:00	5	69.7	69.6	52.9	69.7	-	-
14/08/19 15:00	3	64.7	64.4	52.9	64.7	-	-
14/08/19 16:00	7	73.1	73.1	53.5	73.1	-	-
14/08/19 17:00	8	66.2	66.0	53.7	66.2	-	-
14/08/19 18:00	10	71.1	71.0	55.0	71.1	-	-
14/08/19 19:00	9	76.7	76.6	59.3	-	76.7	-
14/08/19 20:00	4	71.4	71.1	59.5	-	71.4	-
14/08/19 21:00	7	77.6	77.5	62.0	-	77.6	-
14/08/19 22:00	12	74.3	74.0	62.6	-	74.3	-
14/08/19 23:00	2	79.1	79.0	61.2	-	-	79.1
15/08/19 0:00	1	67.6	65.6	63.5	-	-	67.6
15/08/19 1:00	-	59.9	-	59.9	-	-	59.9
15/08/19 2:00	-	54.7	-	54.7	-	-	54.7
15/08/19 3:00	-	56.9	-	56.9	-	-	56.9
15/08/19 4:00	-	58.5	-	58.5	-	-	58.5
15/08/19 5:00	-	60.2	-	60.2	-	-	60.2
15/08/19 6:00	3	79.3	79.2	62.8	-	-	79.3
	108	**72.3**	**72.2**	**58.4**	**68.8**	**75.6**	**73.4**

Location: DVOR NMT # 2

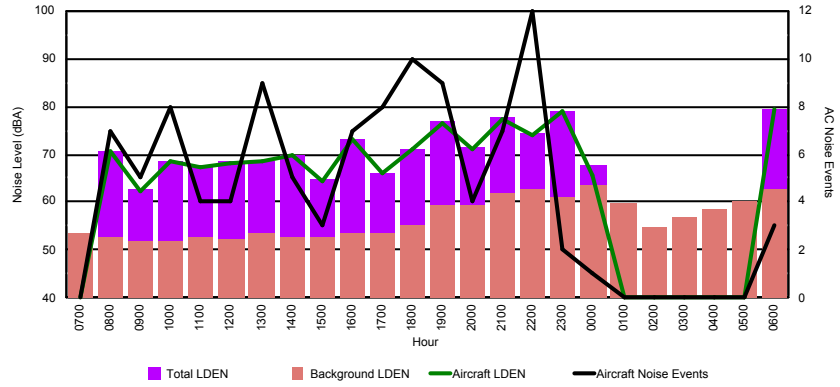

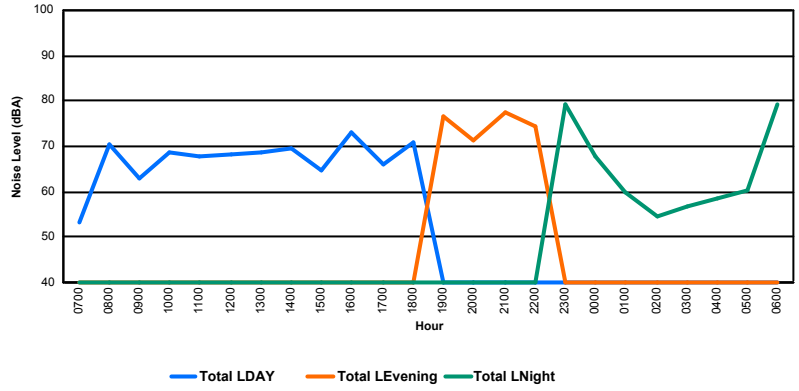

LE GOUVERNEMENT
DU GRAND-DUCHÉ DE LUXEMBOURG
Administration de la navigation aérienne

Luxembourg Airport

Noise Distribution by Hour

Between 14/08/2019 00:00:00 and 14/08/2019 23:59:59 (Local Time)

Day	Aircraft Events	Total LDEN dB (A)	Aircraft LDEN dB(A)	Background LDEN dB(A)	Total LDay dB(A)	Total LEvening dB(A)	Total LNight dB (A)
14/08/19 7:00	5	68.9	68.4	60.1	68.9	-	-
14/08/19 8:00	13	67.7	65.2	64.2	67.7	-	-
14/08/19 9:00	2	66.7	62.1	64.9	66.7	-	-
14/08/19 10:00	2	65.8	60.7	64.3	65.8	-	-
14/08/19 11:00	6	74.8	61.6	74.5	74.8	-	-
14/08/19 12:00	4	62.9	62.0	55.9	62.9	-	-
14/08/19 13:00	6	68.2	65.4	65.1	68.2	-	-
14/08/19 14:00	4	63.3	59.9	60.6	63.3	-	-
14/08/19 15:00	3	66.4	65.9	56.0	66.4	-	-
14/08/19 16:00	5	70.4	63.8	69.4	70.4	-	-
14/08/19 17:00	3	69.3	64.9	67.4	69.3	-	-
14/08/19 18:00	14	71.3	70.4	63.8	71.3	-	-
14/08/19 19:00	12	77.5	77.4	62.8	-	77.5	-
14/08/19 20:00	5	75.0	72.1	71.8	-	75.0	-
14/08/19 21:00	8	78.1	76.8	72.3	-	78.1	-
14/08/19 22:00	6	73.6	71.3	69.9	-	73.6	-
14/08/19 23:00	-	64.9	-	64.9	-	-	64.9
15/08/19 0:00	-	65.5	-	65.5	-	-	65.5
15/08/19 1:00	-	58.5	-	58.5	-	-	58.5
15/08/19 2:00	-	58.0	-	58.0	-	-	58.0
15/08/19 3:00	-	68.3	-	68.3	-	-	68.3
15/08/19 4:00	-	57.3	-	57.3	-	-	57.3
15/08/19 5:00	-	60.3	-	60.3	-	-	60.3
15/08/19 6:00	12	81.8	79.7	77.7	-	-	81.8
	110	**72.7**	**70.5**	**68.7**	**69.2**	**76.4**	**73.2**

Location: Mid Runway NMT # 3

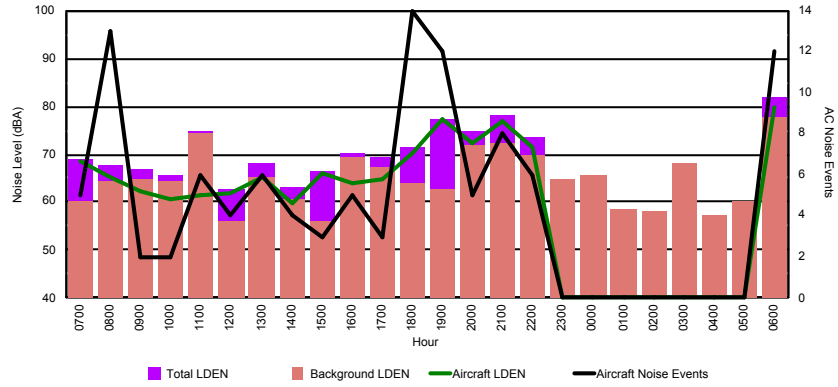

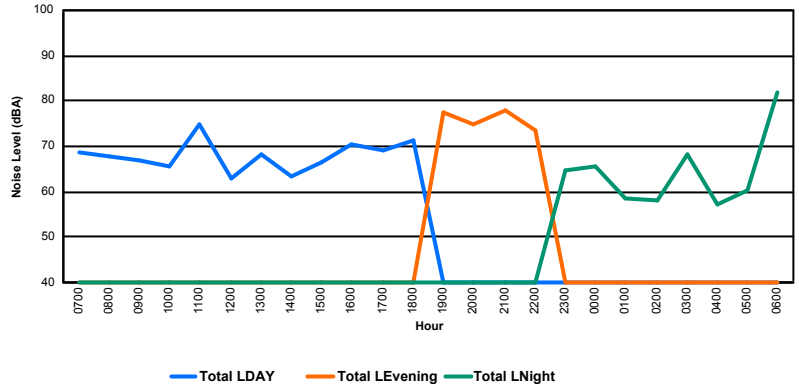

LE GOUVERNEMENT
DU GRAND-DUCHÉ DE LUXEMBOURG
Administration de la navigation aérienne

Luxembourg Airport

Noise Distribution by Hour

Between 14/08/2019 00:00:00 and 14/08/2019 23:59:59 (Local Time)

Day	Aircraft Events	Total LDEN dB (A)	Aircraft LDEN dB(A)	Background LDEN dB(A)	Total LDay dB(A)	Total LEvening dB(A)	Total LNight dB (A)
14/08/19 7:00	8	66.9	65.3	65.2	66.9	-	-
14/08/19 8:00	13	65.7	64.7	62.8	65.7	-	-
14/08/19 9:00	4	65.8	64.3	60.6	65.8	-	-
14/08/19 10:00	4	62.3	59.0	59.7	62.3	-	-
14/08/19 11:00	8	65.4	64.1	59.9	65.4	-	-
14/08/19 12:00	4	61.7	58.4	59.1	61.7	-	-
14/08/19 13:00	9	66.8	66.1	58.7	66.8	-	-
14/08/19 14:00	4	61.8	57.9	59.7	61.8	-	-
14/08/19 15:00	4	65.8	64.6	59.6	65.8	-	-
14/08/19 16:00	5	62.9	60.8	58.8	62.9	-	-
14/08/19 17:00	6	64.8	63.1	60.2	64.8	-	-
14/08/19 18:00	14	68.7	68.2	59.9	68.7	-	-
14/08/19 19:00	7	66.5	61.2	65.2	-	66.5	-
14/08/19 20:00	7	75.9	75.5	64.9	-	75.9	-
14/08/19 21:00	6	75.3	75.0	64.4	-	75.3	-
14/08/19 22:00	6	71.7	70.9	64.2	-	71.7	-
14/08/19 23:00	-	67.3	-	67.3	-	-	67.3
15/08/19 0:00	-	65.4	-	66.7	-	-	65.4
15/08/19 1:00	-	63.0	-	63.6	-	-	63.0
15/08/19 2:00	-	60.9	-	61.2	-	-	60.9
15/08/19 3:00	1	63.2	57.1	62.1	-	-	63.2
15/08/19 4:00	-	63.6	-	63.7	-	-	63.6
15/08/19 5:00	-	64.4	-	64.5	-	-	64.4
15/08/19 6:00	15	79.0	78.9	64.4	-	-	79.0
	125	**69.9**	**69.0**	**63.1**	**65.4**	**73.6**	**70.9**

Location: NDB-Hamm NMT # 4

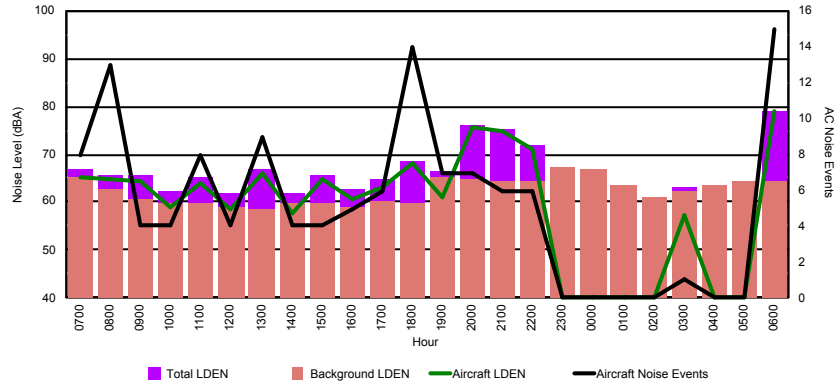

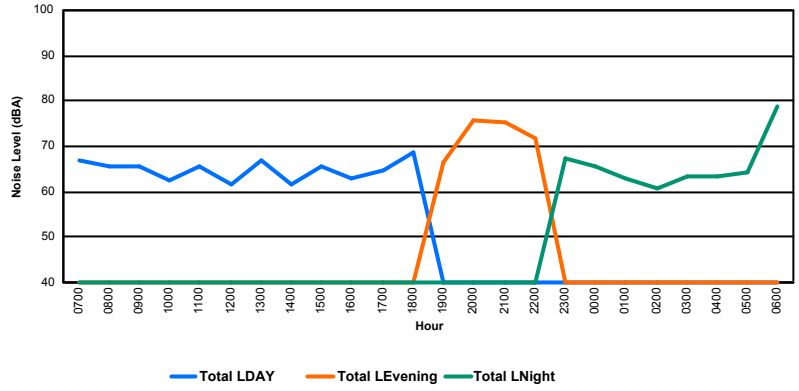

LE GOUVERNEMENT
DU GRAND-DUCHÉ DE LUXEMBOURG
Administration de la navigation aérienne

Luxembourg Airport

Noise Distribution by Hour

Between 15/08/2019 00:00:00 and 15/08/2019 23:59:59 (Local Time)

Day	Aircraft Events	Total LDEN dB (A)	Aircraft LDEN dB(A)	Background LDEN dB(A)	Total LDay dB(A)	Total LEvening dB(A)	Total LNight dB (A)
15/08/19 7:00	1	52.6	51.7	45.0	52.6	-	-
15/08/19 8:00	1	54.7	54.2	44.6	54.7	-	-
15/08/19 9:00	7	58.1	57.7	48.5	58.1	-	-
15/08/19 10:00	9	59.1	58.0	52.8	59.1	-	-
15/08/19 11:00	5	58.3	57.3	51.6	58.3	-	-
15/08/19 12:00	1	53.6	47.7	52.4	53.6	-	-
15/08/19 13:00	7	56.2	55.1	49.9	56.2	-	-
15/08/19 14:00	6	58.7	57.9	51.2	58.7	-	-
15/08/19 15:00	5	59.6	59.1	50.4	59.6	-	-
15/08/19 16:00	6	59.7	59.3	49.8	59.7	-	-
15/08/19 17:00	7	56.7	55.3	51.5	56.7	-	-
15/08/19 18:00	8	59.5	58.9	50.8	59.5	-	-
15/08/19 19:00	6	63.8	63.2	55.3	-	63.8	-
15/08/19 20:00	6	64.7	64.4	53.0	-	64.7	-
15/08/19 21:00	5	61.2	60.5	53.1	-	61.2	-
15/08/19 22:00	17	64.1	63.5	55.7	-	64.1	-
15/08/19 23:00	-	51.8	-	51.8	-	-	51.8
16/08/19 0:00	-	48.9	-	48.9	-	-	48.9
16/08/19 1:00	-	45.3	-	45.3	-	-	45.3
16/08/19 2:00	-	45.0	-	45.0	-	-	45.0
16/08/19 3:00	-	43.8	-	43.8	-	-	43.8
16/08/19 4:00	-	49.2	-	49.2	-	-	49.2
16/08/19 5:00	-	50.1	-	50.1	-	-	50.1
16/08/19 6:00	1	62.2	60.7	57.0	-	-	62.2
	98	**58.9**	**58.1**	**51.6**	**57.8**	**63.6**	**54.3**

Location: Roodt/Syr NMT # 1

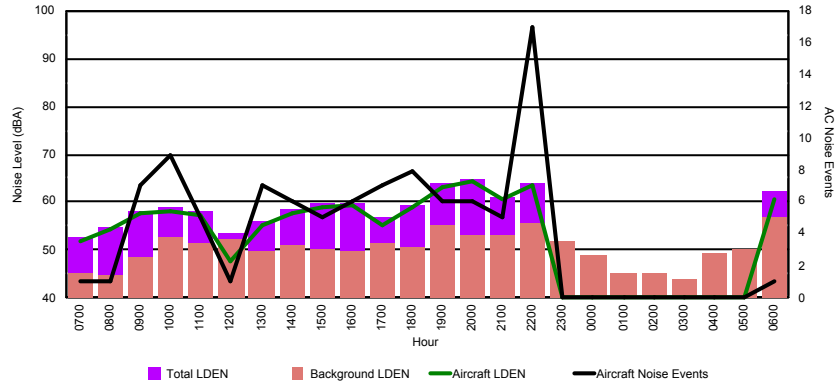

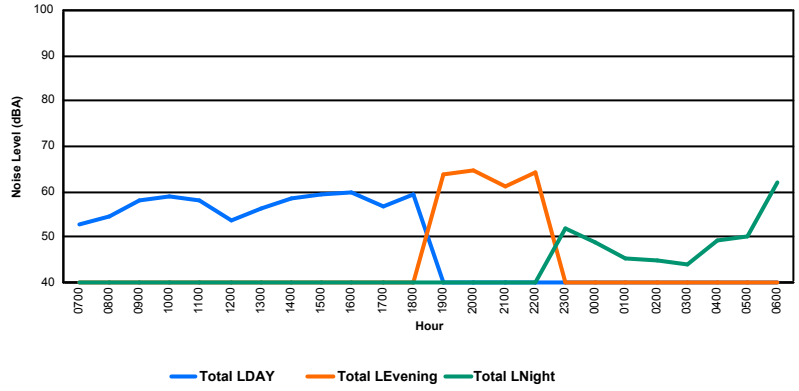

LE GOUVERNEMENT
DU GRAND-DUCHÉ DE LUXEMBOURG
Administration de la navigation aérienne

Luxembourg Airport

Noise Distribution by Hour

Between 15/08/2019 00:00:00 and 15/08/2019 23:59:59 (Local Time)

Day	Aircraft Events	Total LDEN dB (A)	Aircraft LDEN dB(A)	Background LDEN dB(A)	Total LDay dB(A)	Total LEvening dB(A)	Total LNight dB (A)
15/08/19 7:00	1	66.7	66.6	51.5	66.7	-	-
15/08/19 8:00	1	67.8	67.6	53.6	67.8	-	-
15/08/19 9:00	7	71.5	71.5	52.9	71.5	-	-
15/08/19 10:00	9	73.8	73.7	55.2	73.8	-	-
15/08/19 11:00	4	71.5	71.4	55.6	71.5	-	-
15/08/19 12:00	3	64.3	63.9	53.7	64.3	-	-
15/08/19 13:00	8	70.2	70.1	54.8	70.2	-	-
15/08/19 14:00	6	73.1	73.0	54.8	73.1	-	-
15/08/19 15:00	5	71.3	71.2	54.5	71.3	-	-
15/08/19 16:00	6	74.4	74.3	55.7	74.4	-	-
15/08/19 17:00	6	69.9	69.8	54.5	69.9	-	-
15/08/19 18:00	10	72.5	72.4	56.1	72.5	-	-
15/08/19 19:00	6	77.8	77.8	58.8	-	77.8	-
15/08/19 20:00	5	76.3	76.2	59.7	-	76.3	-
15/08/19 21:00	6	79.8	79.8	58.9	-	79.8	-
15/08/19 22:00	17	79.7	79.6	62.3	-	79.7	-
15/08/19 23:00	-	65.6	-	65.8	-	-	65.6
16/08/19 0:00	-	55.7	-	55.7	-	-	55.7
16/08/19 1:00	-	54.1	-	54.2	-	-	54.1
16/08/19 2:00	-	54.7	-	54.7	-	-	54.7
16/08/19 3:00	-	55.4	-	55.4	-	-	55.4
16/08/19 4:00	-	58.1	-	58.1	-	-	58.1
16/08/19 5:00	-	60.2	-	60.2	-	-	60.2
16/08/19 6:00	1	77.2	76.7	68.3	-	-	77.2
	101	**73.3**	**73.2**	**59.4**	**71.4**	**78.6**	**68.7**

Location: DVOR NMT # 2

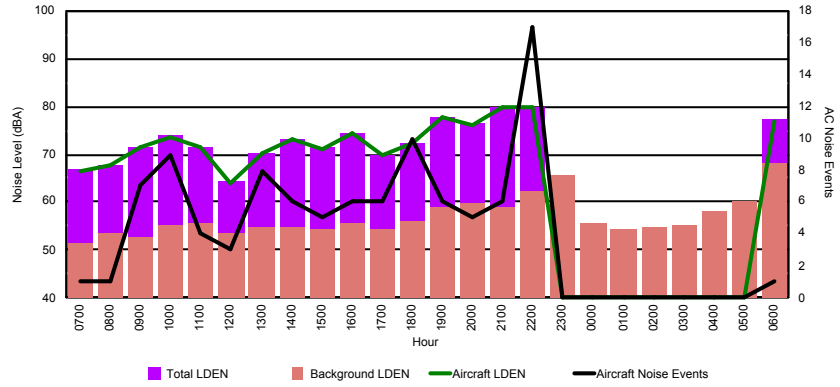

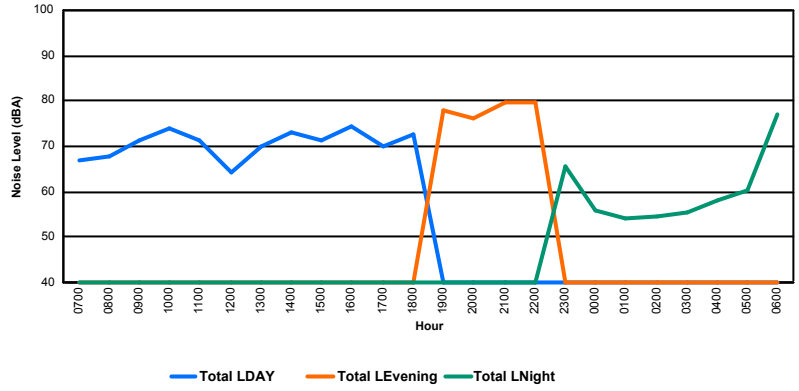

LE GOUVERNEMENT
DU GRAND-DUCHÉ DE LUXEMBOURG
Administration de la navigation aérienne

Luxembourg Airport

Noise Distribution by Hour

Between 15/08/2019 00:00:00 and 15/08/2019 23:59:59 (Local Time)

Day	Aircraft Events	Total LDEN dB (A)	Aircraft LDEN dB(A)	Background LDEN dB(A)	Total LDay dB(A)	Total LEvening dB(A)	Total LNight dB (A)
15/08/19 7:00	2	67.4	67.0	57.6	67.4	-	-
15/08/19 8:00	2	69.7	68.4	63.8	69.7	-	-
15/08/19 9:00	2	73.8	61.6	73.6	73.8	-	-
15/08/19 10:00	7	69.9	67.4	66.4	69.9	-	-
15/08/19 11:00	7	68.8	65.1	66.5	68.8	-	-
15/08/19 12:00	5	68.4	67.1	62.4	68.4	-	-
15/08/19 13:00	5	69.4	63.4	68.3	69.4	-	-
15/08/19 14:00	2	65.9	60.6	64.5	65.9	-	-
15/08/19 15:00	5	72.0	65.7	70.9	72.0	-	-
15/08/19 16:00	6	69.4	68.0	63.9	69.4	-	-
15/08/19 17:00	4	67.2	62.0	65.7	67.2	-	-
15/08/19 18:00	5	69.8	66.7	67.0	69.8	-	-
15/08/19 19:00	5	72.3	71.0	66.5	-	72.3	-
15/08/19 20:00	3	77.6	71.2	76.4	-	77.6	-
15/08/19 21:00	5	75.1	73.8	69.2	-	75.1	-
15/08/19 22:00	6	76.8	74.3	73.4	-	76.8	-
15/08/19 23:00	3	80.2	80.2	61.6	-	-	80.2
16/08/19 0:00	-	58.7	-	58.7	-	-	58.7
16/08/19 1:00	-	58.5	-	58.5	-	-	58.5
16/08/19 2:00	-	58.1	-	58.1	-	-	58.1
16/08/19 3:00	-	58.8	-	58.8	-	-	58.8
16/08/19 4:00	-	58.6	-	58.6	-	-	58.6
16/08/19 5:00	-	65.7	-	66.2	-	-	65.7
16/08/19 6:00	12	79.3	78.6	71.7	-	-	79.3
	86	**72.9**	**71.0**	**68.5**	**69.8**	**75.9**	**73.9**

Location: Mid Runway NMT # 3

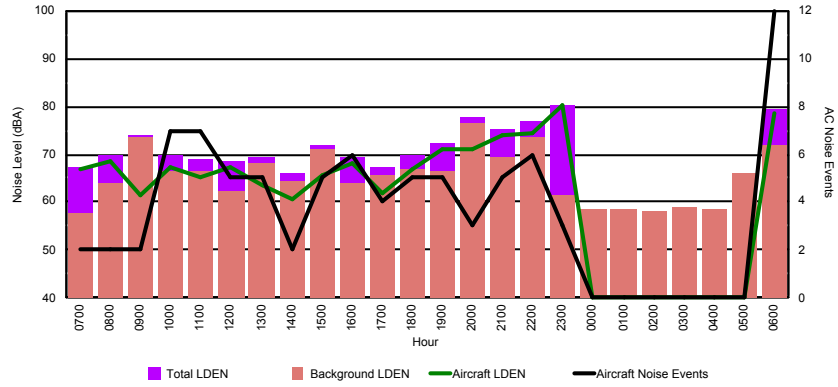

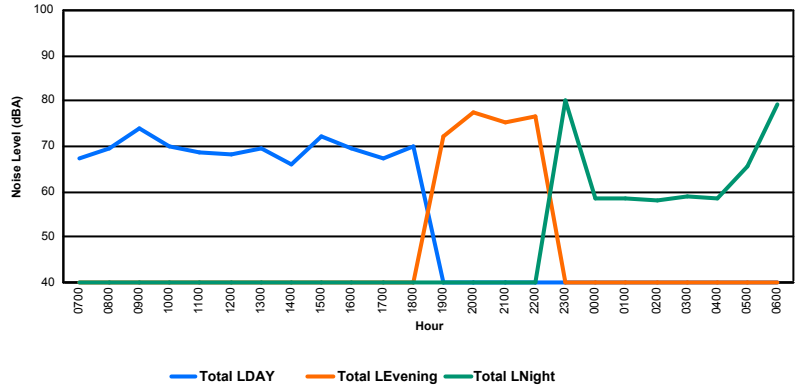

LE GOUVERNEMENT
DU GRAND-DUCHÉ DE LUXEMBOURG
Administration de la navigation aérienne

Luxembourg Airport

Noise Distribution by Hour

Between 15/08/2019 00:00:00 and 15/08/2019 23:59:59 (Local Time)

Day	Aircraft Events	Total LDEN dB (A)	Aircraft LDEN dB(A)	Background LDEN dB(A)	Total LDay dB(A)	Total LEvening dB(A)	Total LNight dB (A)
15/08/19 7:00	3	67.9	67.8	53.9	67.9	-	-
15/08/19 8:00	3	68.4	68.2	55.4	68.4	-	-
15/08/19 9:00	1	59.6	56.8	56.2	59.6	-	-
15/08/19 10:00	7	66.7	66.2	56.8	66.7	-	-
15/08/19 11:00	8	61.4	59.4	57.3	61.4	-	-
15/08/19 12:00	8	67.2	66.8	57.1	67.2	-	-
15/08/19 13:00	4	61.8	60.2	56.8	61.8	-	-
15/08/19 14:00	4	61.2	59.5	56.3	61.2	-	-
15/08/19 15:00	5	60.3	58.4	55.9	60.3	-	-
15/08/19 16:00	6	67.3	66.9	56.9	67.3	-	-
15/08/19 17:00	6	62.3	61.1	56.5	62.3	-	-
15/08/19 18:00	6	63.7	62.6	57.6	63.7	-	-
15/08/19 19:00	6	68.8	67.8	61.7	-	68.8	-
15/08/19 20:00	6	75.9	75.7	61.6	-	75.9	-
15/08/19 21:00	5	69.6	68.8	61.7	-	69.6	-
15/08/19 22:00	2	74.6	74.3	61.4	-	74.6	-
15/08/19 23:00	3	81.8	81.7	65.3	-	-	81.8
16/08/19 0:00	-	63.4	-	64.1	-	-	63.4
16/08/19 1:00	-	62.9	-	63.5	-	-	62.9
16/08/19 2:00	-	63.3	-	64.0	-	-	63.3
16/08/19 3:00	-	65.2	-	65.5	-	-	65.2
16/08/19 4:00	-	66.2	-	66.8	-	-	66.2
16/08/19 5:00	-	68.0	-	69.0	-	-	68.0
16/08/19 6:00	13	76.4	75.8	71.0	-	-	76.4
	96	**71.5**	**70.9**	**63.2**	**65.1**	**73.2**	**74.3**

Location: NDB-Hamm NMT # 4

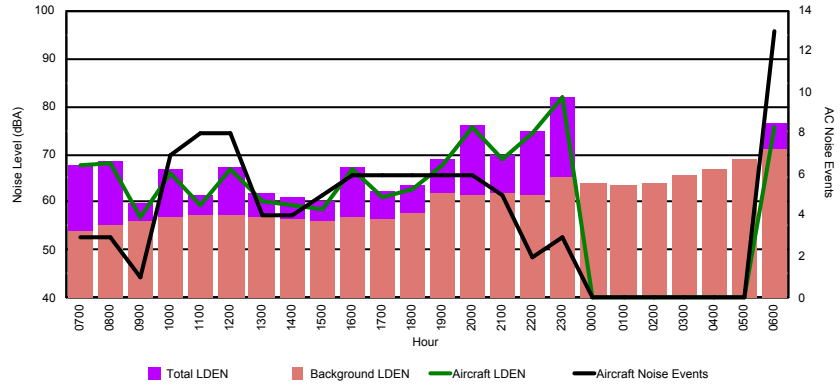

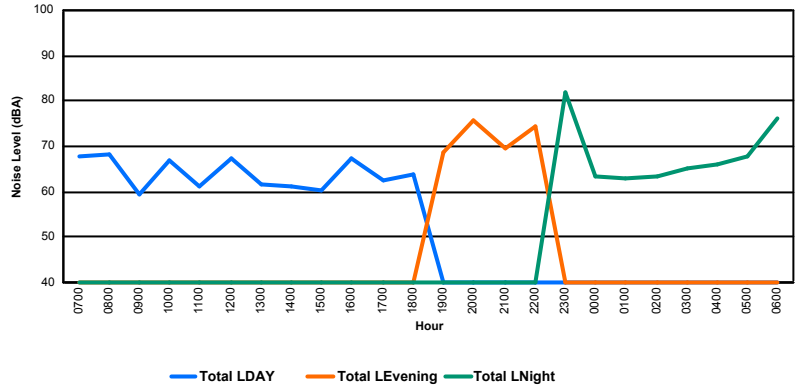

LE GOUVERNEMENT
DU GRAND-DUCHÉ DE LUXEMBOURG
Administration de la navigation aérienne

Luxembourg Airport

Noise Distribution by Hour

Between 16/08/2019 00:00:00 and 16/08/2019 23:59:59 (Local Time)

Day	Aircraft Events	Total LDEN dB (A)	Aircraft LDEN dB(A)	Background LDEN dB(A)	Total LDay dB(A)	Total LEvening dB(A)	Total LNight dB (A)
16/08/19 7:00	2	59.5	59.0	49.5	59.5	-	-
16/08/19 8:00	1	46.0	43.4	42.6	46.0	-	-
16/08/19 9:00	7	53.8	52.6	48.2	53.8	-	-
16/08/19 10:00	11	57.7	56.6	51.7	57.7	-	-
16/08/19 11:00	7	55.3	54.2	49.4	55.3	-	-
16/08/19 12:00	3	54.2	52.6	49.4	54.2	-	-
16/08/19 13:00	6	55.4	53.1	51.7	55.4	-	-
16/08/19 14:00	4	56.0	55.2	47.8	56.0	-	-
16/08/19 15:00	2	50.1	47.8	46.3	50.1	-	-
16/08/19 16:00	9	59.0	58.4	50.6	59.0	-	-
16/08/19 17:00	9	56.7	55.6	50.5	56.7	-	-
16/08/19 18:00	5	55.6	54.7	48.1	55.6	-	-
16/08/19 19:00	5	60.8	60.0	53.2	-	60.8	-
16/08/19 20:00	7	62.2	61.4	54.7	-	62.2	-
16/08/19 21:00	2	55.5	53.0	51.9	-	55.5	-
16/08/19 22:00	16	62.8	62.0	55.9	-	62.8	-
16/08/19 23:00	1	63.9	63.3	55.2	-	-	63.9
17/08/19 0:00	-	51.9	-	51.9	-	-	51.9
17/08/19 1:00	-	50.6	-	50.7	-	-	50.6
17/08/19 2:00	-	45.8	-	45.8	-	-	45.8
17/08/19 3:00	-	46.3	-	46.3	-	-	46.3
17/08/19 4:00	-	46.5	-	46.5	-	-	46.5
17/08/19 5:00	-	49.6	-	49.6	-	-	49.6
17/08/19 6:00	1	66.2	66.0	51.9	-	-	66.2
	98	**58.5**	**57.7**	**51.1**	**56.1**	**61.1**	**59.5**

Location: Roodt/Syr NMT # 1

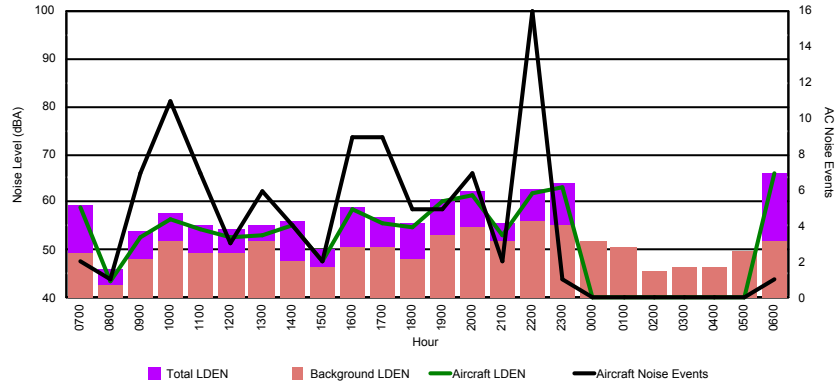

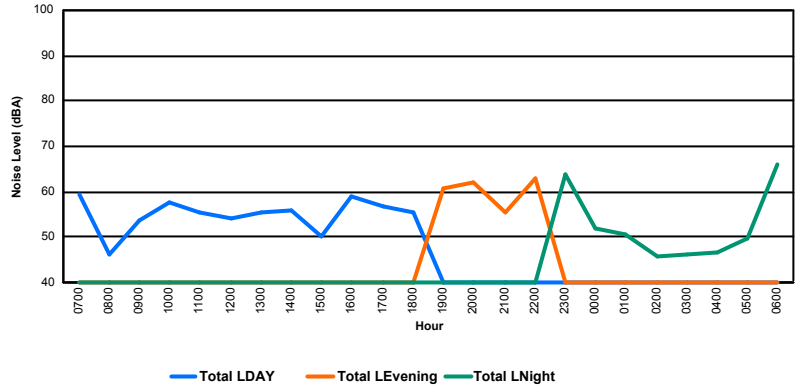

LE GOUVERNEMENT
DU GRAND-DUCHÉ DE LUXEMBOURG
Administration de la navigation aérienne

Luxembourg Airport

Noise Distribution by Hour

Between 16/08/2019 00:00:00 and 16/08/2019 23:59:59 (Local Time)

Day	Aircraft Events	Total LDEN dB (A)	Aircraft LDEN dB(A)	Background LDEN dB(A)	Total LDay dB(A)	Total LEvening dB(A)	Total LNight dB (A)
16/08/19 7:00	2	73.8	73.7	56.9	73.8	-	-
16/08/19 8:00	1	58.3	57.1	52.3	58.3	-	-
16/08/19 9:00	8	65.8	65.6	51.4	65.8	-	-
16/08/19 10:00	11	70.6	70.5	53.6	70.6	-	-
16/08/19 11:00	8	67.6	67.5	53.1	67.6	-	-
16/08/19 12:00	4	66.8	66.5	54.4	66.8	-	-
16/08/19 13:00	6	66.6	66.3	55.3	66.6	-	-
16/08/19 14:00	4	69.0	68.9	53.1	69.0	-	-
16/08/19 15:00	2	62.6	62.2	51.6	62.6	-	-
16/08/19 16:00	10	71.5	71.4	53.6	71.5	-	-
16/08/19 17:00	12	69.5	69.4	54.3	69.5	-	-
16/08/19 18:00	5	67.6	67.4	55.1	67.6	-	-
16/08/19 19:00	5	73.8	73.6	57.9	-	73.8	-
16/08/19 20:00	7	74.4	74.3	56.2	-	74.4	-
16/08/19 21:00	4	67.9	67.5	57.3	-	67.9	-
16/08/19 22:00	15	74.8	74.7	58.2	-	74.8	-
16/08/19 23:00	2	77.3	77.1	63.6	-	-	77.3
17/08/19 0:00	-	56.4	-	56.4	-	-	56.4
17/08/19 1:00	-	57.8	-	57.9	-	-	57.8
17/08/19 2:00	-	57.1	-	57.1	-	-	57.1
17/08/19 3:00	-	58.6	-	58.6	-	-	58.6
17/08/19 4:00	-	55.9	-	55.9	-	-	55.9
17/08/19 5:00	-	57.8	-	57.8	-	-	57.8
17/08/19 6:00	3	78.8	78.6	64.7	-	-	78.8
	109	**71.2**	**71.0**	**57.6**	**68.9**	**73.4**	**72.2**

Location: DVOR NMT # 2

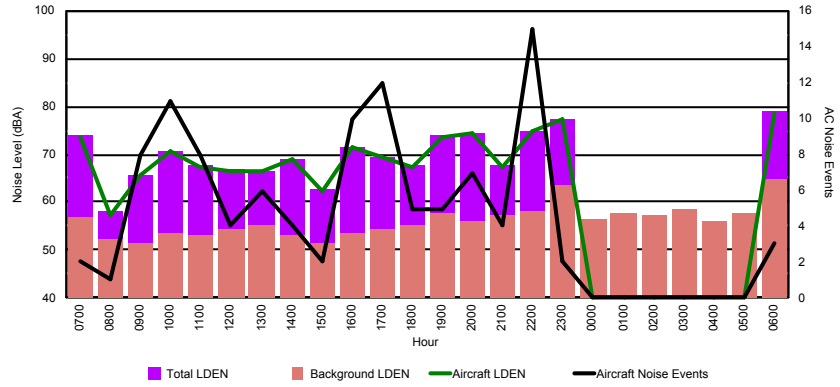

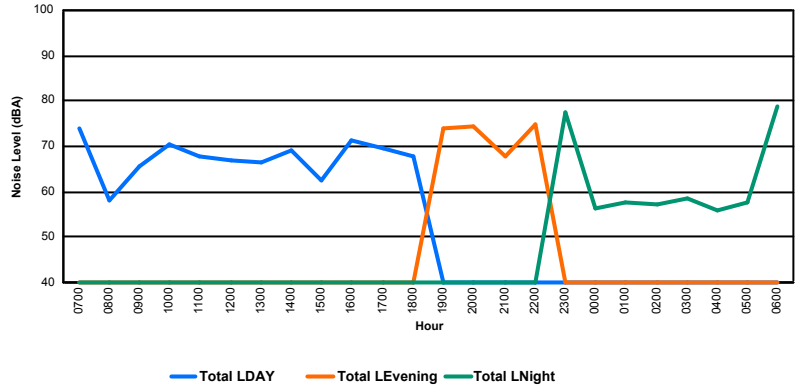

LE GOUVERNEMENT
DU GRAND-DUCHÉ DE LUXEMBOURG
Administration de la navigation aérienne

Luxembourg Airport

Noise Distribution by Hour

Between 16/08/2019 00:00:00 and 16/08/2019 23:59:59 (Local Time)

Day	Aircraft Events	Total LDEN dB (A)	Aircraft LDEN dB(A)	Background LDEN dB(A)	Total LDay dB(A)	Total LEvening dB(A)	Total LNight dB (A)
16/08/19 7:00	5	69.0	64.2	67.3	69.0	-	-
16/08/19 8:00	5	64.3	48.4	64.2	64.3	-	-
16/08/19 9:00	2	63.9	58.1	62.6	63.9	-	-
16/08/19 10:00	7	68.4	66.4	64.1	68.4	-	-
16/08/19 11:00	1	64.9	52.2	64.7	64.9	-	-
16/08/19 12:00	12	71.7	68.0	69.3	71.7	-	-
16/08/19 13:00	5	68.7	68.2	59.0	68.7	-	-
16/08/19 14:00	10	66.9	65.5	61.0	66.9	-	-
16/08/19 15:00	6	64.7	63.8	57.7	64.7	-	-
16/08/19 16:00	4	69.5	63.2	68.3	69.5	-	-
16/08/19 17:00	7	64.2	60.2	62.1	64.2	-	-
16/08/19 18:00	16	71.0	70.8	59.0	71.0	-	-
16/08/19 19:00	15	71.6	71.1	62.5	-	71.6	-
16/08/19 20:00	5	70.8	67.8	67.7	-	70.8	-
16/08/19 21:00	4	73.3	72.9	63.5	-	73.3	-
16/08/19 22:00	1	74.3	70.3	72.2	-	74.3	-
16/08/19 23:00	4	81.0	80.7	69.2	-	-	81.0
17/08/19 0:00	-	58.2	-	58.2	-	-	58.2
17/08/19 1:00	-	57.7	-	57.7	-	-	57.7
17/08/19 2:00	-	58.9	-	58.9	-	-	58.9
17/08/19 3:00	-	58.5	-	58.5	-	-	58.5
17/08/19 4:00	-	58.5	-	58.5	-	-	58.5
17/08/19 5:00	-	60.2	-	60.3	-	-	60.2
17/08/19 6:00	8	80.6	75.2	79.1	-	-	80.6
	117	**72.2**	**70.0**	**68.1**	**68.1**	**72.7**	**74.9**

Location: Mid Runway NMT # 3

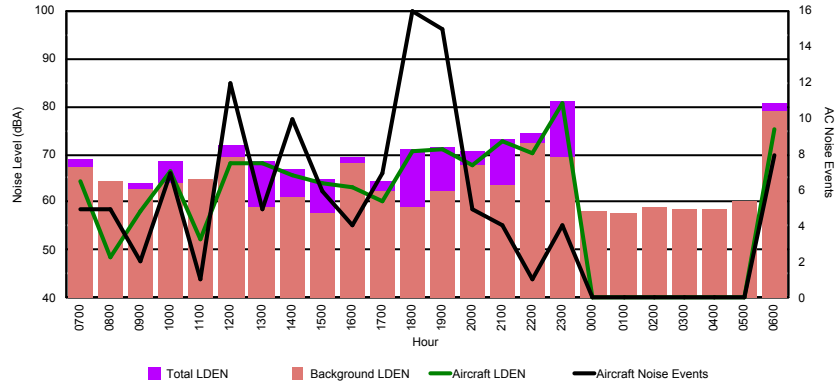

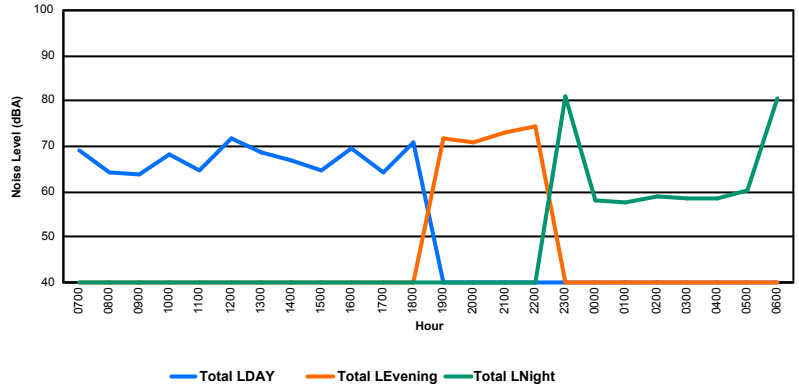

LE GOUVERNEMENT
DU GRAND-DUCHÉ DE LUXEMBOURG
Administration de la navigation aérienne

Luxembourg Airport

Noise Distribution by Hour

Between 16/08/2019 00:00:00 and 16/08/2019 23:59:59 (Local Time)

Day	Aircraft Events	Total LDEN dB (A)	Aircraft LDEN dB(A)	Background LDEN dB(A)	Total LDay dB(A)	Total LEvening dB(A)	Total LNight dB (A)
16/08/19 7:00	8	66.1	64.7	62.6	66.1	-	-
16/08/19 8:00	11	64.7	63.6	60.8	64.7	-	-
16/08/19 9:00	1	59.7	48.3	59.5	59.7	-	-
16/08/19 10:00	10	64.1	62.2	60.0	64.1	-	-
16/08/19 11:00	5	62.3	59.2	59.5	62.3	-	-
16/08/19 12:00	12	68.4	68.0	57.9	68.4	-	-
16/08/19 13:00	4	69.3	69.1	57.7	69.3	-	-
16/08/19 14:00	9	64.0	62.6	58.6	64.0	-	-
16/08/19 15:00	6	60.3	56.8	57.8	60.3	-	-
16/08/19 16:00	3	62.1	59.6	58.6	62.1	-	-
16/08/19 17:00	4	61.1	57.9	58.4	61.1	-	-
16/08/19 18:00	17	69.3	68.9	58.9	69.3	-	-
16/08/19 19:00	8	71.6	71.0	63.6	-	71.6	-
16/08/19 20:00	2	65.2	60.2	63.3	-	65.2	-
16/08/19 21:00	4	71.6	70.8	64.1	-	71.6	-
16/08/19 22:00	3	73.9	73.4	64.1	-	73.9	-
16/08/19 23:00	4	82.1	81.9	69.1	-	-	82.1
17/08/19 0:00	-	65.7	-	66.9	-	-	65.7
17/08/19 1:00	-	64.8	-	65.9	-	-	64.8
17/08/19 2:00	-	63.9	-	64.8	-	-	63.9
17/08/19 3:00	-	63.5	-	63.6	-	-	63.5
17/08/19 4:00	-	63.9	-	63.9	-	-	63.9
17/08/19 5:00	-	65.6	-	65.8	-	-	65.6
17/08/19 6:00	12	74.9	74.4	66.1	-	-	74.9
	123	**71.1**	**70.4**	**63.4**	**65.5**	**71.5**	**74.2**

Location: NDB-Hamm NMT # 4

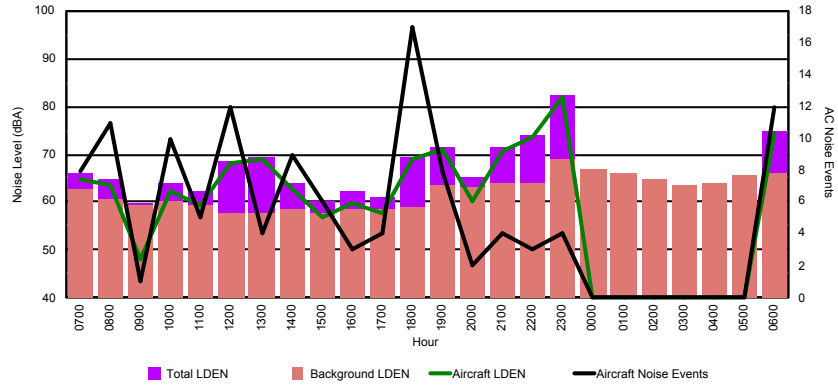

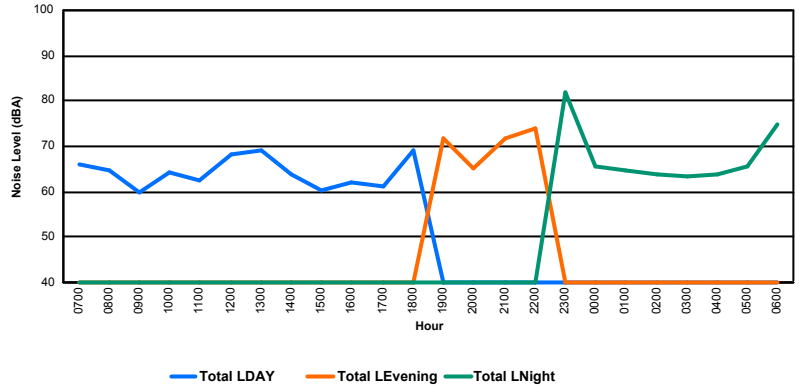

LE GOUVERNEMENT
DU GRAND-DUCHÉ DE LUXEMBOURG
Administration de la navigation aérienne

Luxembourg Airport

Noise Distribution by Hour

Between 17/08/2019 00:00:00 and 17/08/2019 23:59:59 (Local Time)

Day	Aircraft Events	Total LDEN dB (A)	Aircraft LDEN dB(A)	Background LDEN dB(A)	Total LDay dB(A)	Total LEvening dB(A)	Total LNight dB (A)
17/08/19 7:00	-	44.9	-	44.9	44.9	-	-
17/08/19 8:00	2	60.1	60.0	45.3	60.1	-	-
17/08/19 9:00	5	62.7	62.6	47.6	62.7	-	-
17/08/19 10:00	9	56.0	54.5	51.2	56.0	-	-
17/08/19 11:00	4	54.5	52.3	50.6	54.5	-	-
17/08/19 12:00	7	59.0	58.2	51.4	59.0	-	-
17/08/19 13:00	5	58.8	57.9	51.7	58.8	-	-
17/08/19 14:00	5	59.2	58.1	52.9	59.2	-	-
17/08/19 15:00	3	57.9	57.6	46.9	57.9	-	-
17/08/19 16:00	2	54.8	53.9	47.8	54.8	-	-
17/08/19 17:00	8	60.2	59.6	51.3	60.2	-	-
17/08/19 18:00	5	53.0	51.3	48.3	53.0	-	-
17/08/19 19:00	2	59.2	58.6	50.6	-	59.2	-
17/08/19 20:00	4	55.4	53.4	51.3	-	55.4	-
17/08/19 21:00	6	63.5	63.1	53.0	-	63.5	-
17/08/19 22:00	4	57.6	56.8	50.6	-	57.6	-
17/08/19 23:00	5	64.6	64.0	55.8	-	-	64.6
18/08/19 0:00	-	50.2	-	50.2	-	-	50.2
18/08/19 1:00	-	50.2	-	50.2	-	-	50.2
	76	**59.0**	**58.4**	**50.9**	**58.3**	**60.0**	**60.1**

Location: Roodt/Syr NMT # 1

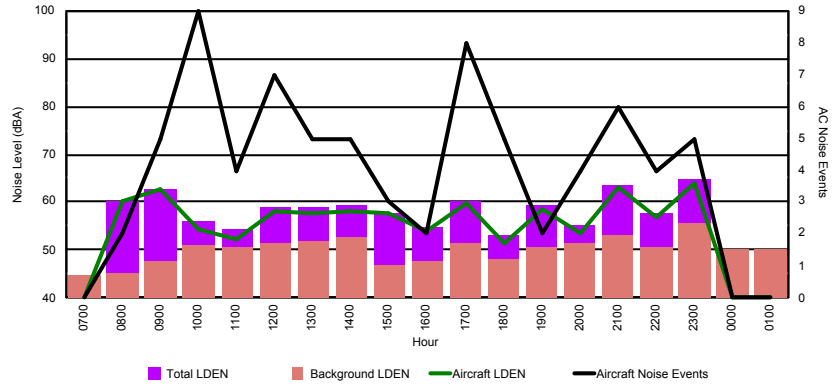

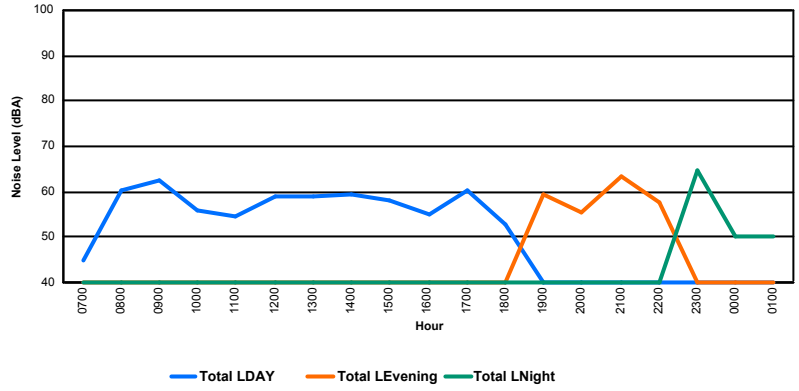

LE GOUVERNEMENT
DU GRAND-DUCHÉ DE LUXEMBOURG
Administration de la navigation aérienne

Luxembourg Airport

Noise Distribution by Hour

Between 17/08/2019 00:00:00 and 17/08/2019 23:59:59 (Local Time)

Day	Aircraft Events	Total LDEN dB (A)	Aircraft LDEN dB(A)	Background LDEN dB(A)	Total LDay dB(A)	Total LEvening dB(A)	Total LNight dB (A)
17/08/19 7:00	-	53.7	-	53.8	53.7	-	-
17/08/19 8:00	2	73.9	73.9	52.5	73.9	-	-
17/08/19 9:00	5	75.7	75.6	54.0	75.7	-	-
17/08/19 10:00	11	68.8	68.6	56.5	68.8	-	-
17/08/19 11:00	4	66.2	65.8	55.6	66.2	-	-
17/08/19 12:00	8	71.4	71.3	56.3	71.4	-	-
17/08/19 13:00	5	71.9	71.8	55.0	71.9	-	-
17/08/19 14:00	6	70.8	70.6	54.8	70.8	-	-
17/08/19 15:00	4	71.6	71.5	53.9	71.6	-	-
17/08/19 16:00	2	69.2	69.0	55.1	69.2	-	-
17/08/19 17:00	7	73.2	73.1	56.3	73.2	-	-
17/08/19 18:00	7	69.6	69.4	55.7	69.6	-	-
17/08/19 19:00	2	72.6	72.5	57.3	-	72.6	-
17/08/19 20:00	4	69.7	69.3	59.5	-	69.7	-
17/08/19 21:00	6	76.8	76.7	59.6	-	76.8	-
17/08/19 22:00	4	70.9	70.6	59.0	-	70.9	-
17/08/19 23:00	5	78.4	78.3	61.8	-	-	78.4
18/08/19 0:00	1	57.5	41.0	57.5	-	-	57.5
18/08/19 1:00	-	55.7	-	55.7	-	-	55.7
	83	**72.3**	**72.2**	**57.0**	**71.5**	**73.4**	**73.7**

Location: DVOR NMT # 2

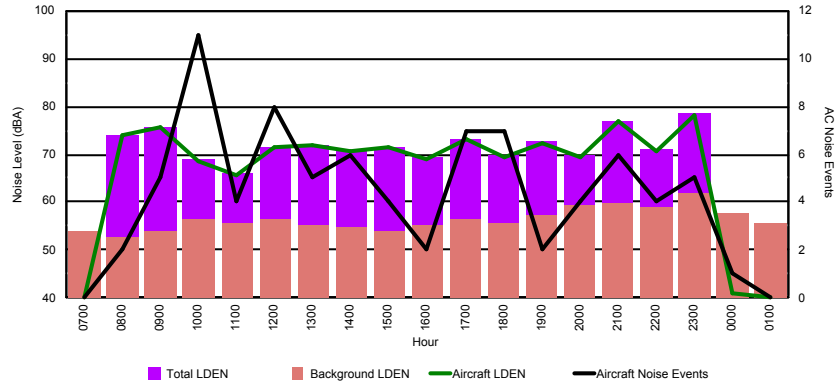

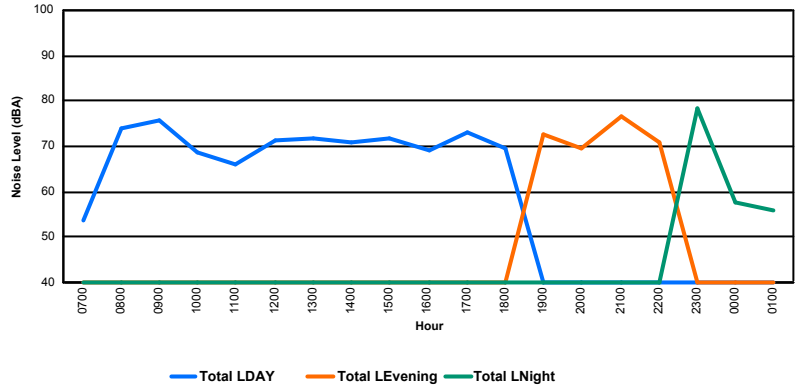

LE GOUVERNEMENT
DU GRAND-DUCHÉ DE LUXEMBOURG
Administration de la navigation aérienne

Luxembourg Airport

Noise Distribution by Hour

Between 17/08/2019 00:00:00 and 17/08/2019 23:59:59 (Local Time)

Day	Aircraft Events	Total LDEN dB (A)	Aircraft LDEN dB(A)	Background LDEN dB(A)	Total LDay dB(A)	Total LEvening dB(A)	Total LNight dB (A)
17/08/19 7:00	3	67.9	66.5	62.4	67.9	-	-
17/08/19 8:00	3	66.1	63.2	63.0	66.1	-	-
17/08/19 9:00	-	73.2	-	73.2	73.2	-	-
17/08/19 10:00	6	69.2	65.0	67.2	69.2	-	-
17/08/19 11:00	7	71.7	69.9	66.9	71.7	-	-
17/08/19 12:00	7	74.3	67.1	73.4	74.3	-	-
17/08/19 13:00	7	66.4	64.7	61.6	66.4	-	-
17/08/19 14:00	2	67.6	64.4	64.8	67.6	-	-
17/08/19 15:00	5	62.4	58.7	60.0	62.4	-	-
17/08/19 16:00	5	65.2	64.1	58.7	65.2	-	-
17/08/19 17:00	4	70.5	67.4	67.6	70.5	-	-
17/08/19 18:00	6	72.4	69.2	69.6	72.4	-	-
17/08/19 19:00	3	73.9	62.8	73.6	-	73.9	-
17/08/19 20:00	2	71.9	70.6	66.2	-	71.9	-
17/08/19 21:00	3	81.7	75.3	80.6	-	81.7	-
17/08/19 22:00	4	76.9	76.5	66.2	-	76.9	-
17/08/19 23:00	2	73.9	73.3	65.4	-	-	73.9
18/08/19 0:00	1	76.0	75.9	57.3	-	-	76.0
18/08/19 1:00	-	54.0	-	54.0	-	-	54.0
	70	**73.5**	**70.2**	**70.8**	**70.2**	**77.7**	**73.3**

Location: Mid Runway NMT # 3

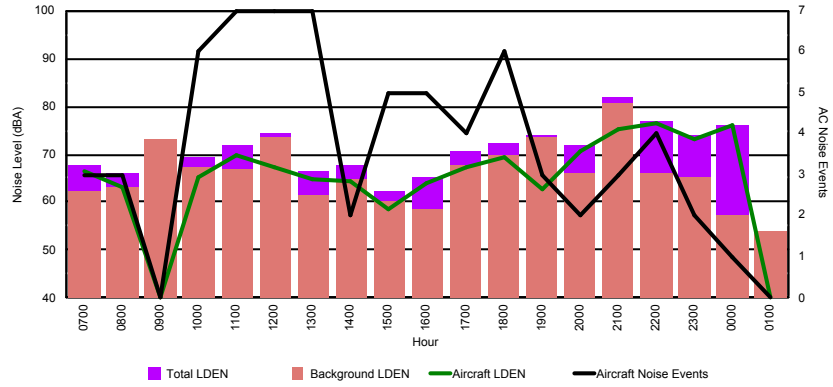

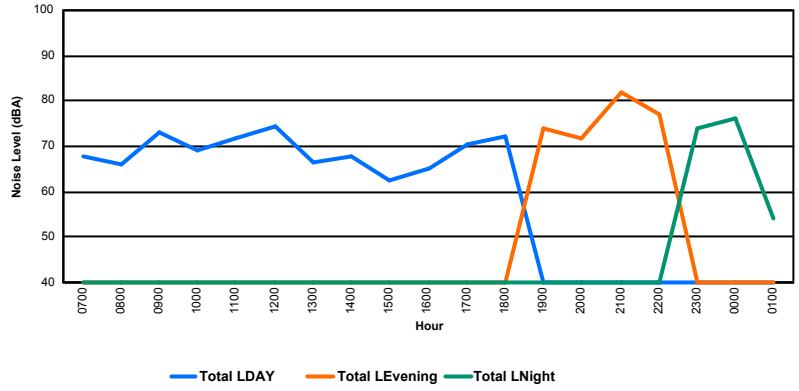

LE GOUVERNEMENT
DU GRAND-DUCHÉ DE LUXEMBOURG
Administration de la navigation aérienne

Luxembourg Airport

Noise Distribution by Hour

Between 17/08/2019 00:00:00 and 17/08/2019 23:59:59 (Local Time)

Day	Aircraft Events	Total LDEN dB (A)	Aircraft LDEN dB(A)	Background LDEN dB(A)	Total LDay dB(A)	Total LEvening dB(A)	Total LNight dB (A)
17/08/19 7:00	5	66.3	65.9	57.0	66.3	-	-
17/08/19 8:00	6	61.0	58.1	59.2	61.0	-	-
17/08/19 9:00	-	59.3	-	59.3	59.3	-	-
17/08/19 10:00	4	62.1	58.9	59.4	62.1	-	-
17/08/19 11:00	8	70.0	69.7	59.2	70.0	-	-
17/08/19 12:00	5	67.9	67.3	58.9	67.9	-	-
17/08/19 13:00	7	63.6	62.0	59.0	63.6	-	-
17/08/19 14:00	4	63.5	61.6	59.1	63.5	-	-
17/08/19 15:00	3	59.0	47.2	58.8	59.0	-	-
17/08/19 16:00	4	62.3	59.3	59.5	62.3	-	-
17/08/19 17:00	4	66.2	65.2	59.6	66.2	-	-
17/08/19 18:00	6	69.4	69.0	59.4	69.4	-	-
17/08/19 19:00	3	73.2	72.6	63.4	-	73.2	-
17/08/19 20:00	1	65.9	63.3	62.4	-	65.9	-
17/08/19 21:00	3	74.4	74.2	62.0	-	74.4	-
17/08/19 22:00	4	73.2	72.8	62.5	-	73.2	-
17/08/19 23:00	1	71.3	69.6	66.2	-	-	71.3
18/08/19 0:00	2	73.7	73.1	66.9	-	-	73.7
18/08/19 1:00	-	63.6	-	64.5	-	-	63.6
	70	**69.2**	**68.4**	**61.8**	**65.6**	**72.6**	**71.2**

Location: NDB-Hamm NMT # 4

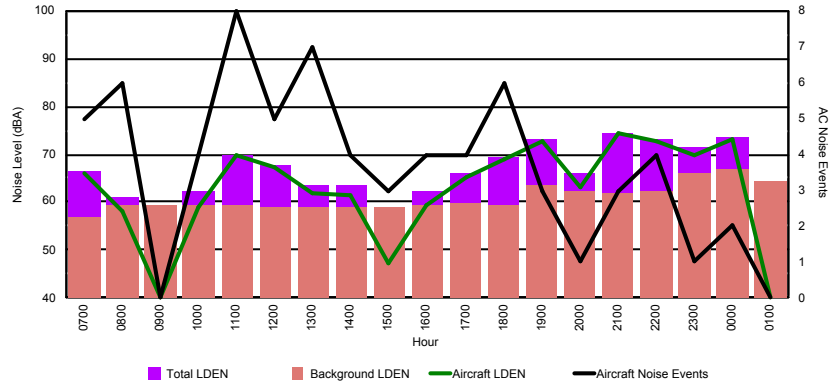

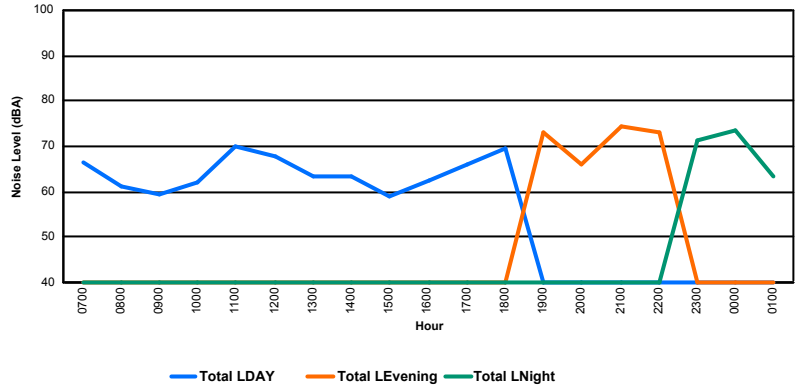

LE GOUVERNEMENT
DU GRAND-DUCHÉ DE LUXEMBOURG
Administration de la navigation aérienne

Luxembourg Airport

Noise Distribution by Hour

Between 18/08/2019 00:00:00 and 18/08/2019 23:59:59 (Local Time)

Day	Aircraft Events	Total LDEN dB (A)	Aircraft LDEN dB(A)	Background LDEN dB(A)	Total LDay dB(A)	Total LEvening dB(A)	Total LNight dB (A)
18/08/19 7:00	1	55.3	55.1	41.4	55.3	-	-
18/08/19 8:00	3	61.4	61.2	47.6	61.4	-	-
18/08/19 9:00	6	59.9	59.4	50.0	59.9	-	-
18/08/19 10:00	5	60.6	60.0	52.1	60.6	-	-
18/08/19 11:00	7	57.1	55.1	53.1	57.1	-	-
18/08/19 12:00	3	57.6	56.1	52.3	57.6	-	-
18/08/19 13:00	4	56.7	50.4	55.6	56.7	-	-
18/08/19 14:00	8	61.7	60.8	54.6	61.7	-	-
18/08/19 15:00	7	59.3	57.5	54.8	59.3	-	-
18/08/19 16:00	7	61.0	59.8	55.0	61.0	-	-
18/08/19 17:00	13	59.4	57.7	54.9	59.4	-	-
18/08/19 18:00	6	61.5	61.1	51.4	61.5	-	-
18/08/19 19:00	7	63.5	62.8	55.6	-	63.5	-
18/08/19 20:00	5	62.9	62.6	51.8	-	62.9	-
18/08/19 21:00	2	53.1	48.2	51.5	-	53.1	-
18/08/19 22:00	12	64.1	63.5	55.5	-	64.1	-
18/08/19 23:00	5	64.0	63.2	56.7	-	-	64.0
19/08/19 0:00	1	55.2	52.5	51.9	-	-	55.2
19/08/19 1:00	-	45.0	-	45.0	-	-	45.0
19/08/19 2:00	-	44.4	-	44.4	-	-	44.4
19/08/19 3:00	-	44.0	-	44.0	-	-	44.0
19/08/19 4:00	-	50.6	-	50.7	-	-	50.6
19/08/19 5:00	-	55.3	-	55.4	-	-	55.3
19/08/19 6:00	1	63.6	62.6	56.5	-	-	63.6
	103	**60.0**	**59.0**	**53.2**	**59.7**	**62.4**	**58.5**

Location: Roodt/Syr NMT # 1

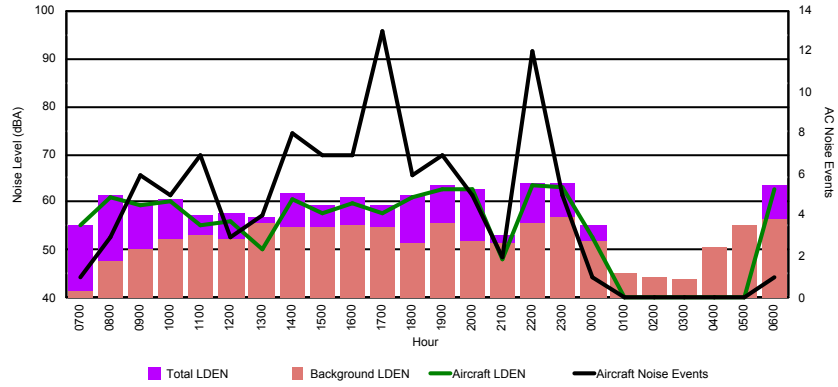

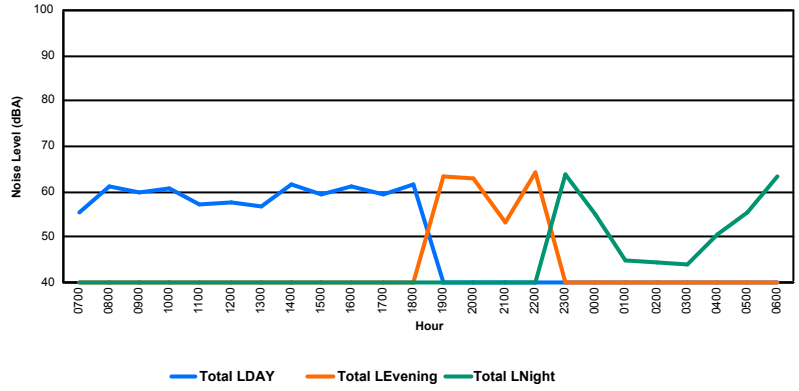

LE GOUVERNEMENT
DU GRAND-DUCHÉ DE LUXEMBOURG
Administration de la navigation aérienne

Luxembourg Airport

Noise Distribution by Hour

Between 18/08/2019 00:00:00 and 18/08/2019 23:59:59 (Local Time)

Day	Aircraft Events	Total LDEN dB (A)	Aircraft LDEN dB(A)	Background LDEN dB(A)	Total LDay dB(A)	Total LEvening dB(A)	Total LNight dB (A)
18/08/19 7:00	2	68.3	68.1	53.4	68.3	-	-
18/08/19 8:00	4	74.0	74.0	51.9	74.0	-	-
18/08/19 9:00	8	77.1	77.1	55.0	77.1	-	-
18/08/19 10:00	6	74.7	74.6	55.9	74.7	-	-
18/08/19 11:00	8	69.7	69.5	55.4	69.7	-	-
18/08/19 12:00	5	70.2	70.1	56.3	70.2	-	-
18/08/19 13:00	3	65.9	65.5	55.8	65.9	-	-
18/08/19 14:00	9	74.0	73.9	56.3	74.0	-	-
18/08/19 15:00	9	72.5	72.4	56.6	72.5	-	-
18/08/19 16:00	8	73.2	73.0	58.3	73.2	-	-
18/08/19 17:00	13	72.2	72.0	58.0	72.2	-	-
18/08/19 18:00	9	75.5	75.5	55.3	75.5	-	-
18/08/19 19:00	7	77.9	77.9	59.0	-	77.9	-
18/08/19 20:00	5	75.1	75.0	56.4	-	75.1	-
18/08/19 21:00	2	63.9	63.1	56.2	-	63.9	-
18/08/19 22:00	12	77.4	77.4	57.9	-	77.4	-
18/08/19 23:00	5	77.4	77.2	64.0	-	-	77.4
19/08/19 0:00	1	65.6	65.2	55.4	-	-	65.6
19/08/19 1:00	-	53.4	-	53.4	-	-	53.4
19/08/19 2:00	-	53.0	-	53.0	-	-	53.0
19/08/19 3:00	-	53.8	-	53.8	-	-	53.8
19/08/19 4:00	-	55.6	-	55.6	-	-	55.6
19/08/19 5:00	-	58.6	-	58.6	-	-	58.6
19/08/19 6:00	2	76.2	75.8	65.3	-	-	76.2
	118	**73.2**	**73.1**	**58.0**	**73.2**	**75.8**	**71.1**

Location: DVOR NMT # 2

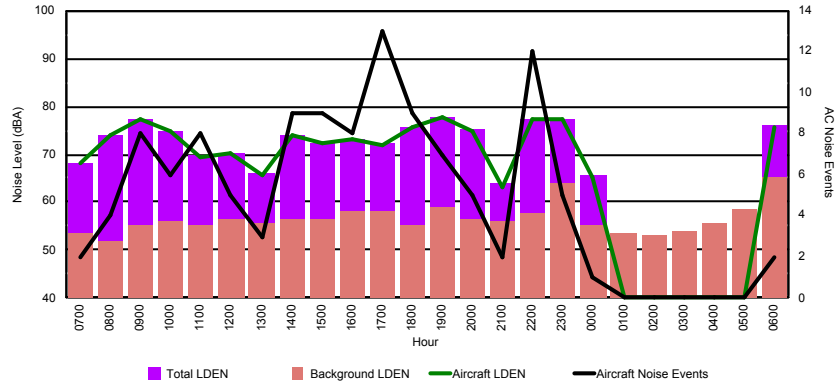

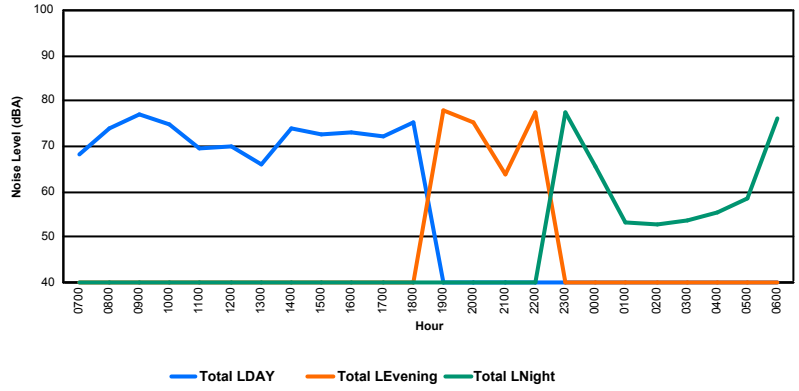

LE GOUVERNEMENT
DU GRAND-DUCHÉ DE LUXEMBOURG
Administration de la navigation aérienne

Luxembourg Airport

Noise Distribution by Hour

Between 18/08/2019 00:00:00 and 18/08/2019 23:59:59 (Local Time)

Day	Aircraft Events	Total LDEN dB (A)	Aircraft LDEN dB(A)	Background LDEN dB(A)	Total LDay dB(A)	Total LEvening dB(A)	Total LNight dB (A)
18/08/19 7:00	5	73.5	73.3	58.9	73.5	-	-
18/08/19 8:00	4	60.8	57.4	58.3	60.8	-	-
18/08/19 9:00	9	72.7	71.6	66.3	72.7	-	-
18/08/19 10:00	7	70.3	68.6	65.5	70.3	-	-
18/08/19 11:00	9	67.3	66.8	57.7	67.3	-	-
18/08/19 12:00	7	74.8	64.1	74.4	74.8	-	-
18/08/19 13:00	3	65.0	58.6	63.9	65.0	-	-
18/08/19 14:00	8	74.1	68.8	72.6	74.1	-	-
18/08/19 15:00	9	70.9	66.4	69.0	70.9	-	-
18/08/19 16:00	10	72.5	72.1	62.3	72.5	-	-
18/08/19 17:00	10	69.9	68.9	63.8	69.9	-	-
18/08/19 18:00	11	70.7	68.4	66.9	70.7	-	-
18/08/19 19:00	5	75.9	73.7	72.0	-	75.9	-
18/08/19 20:00	5	78.6	71.3	77.7	-	78.6	-
18/08/19 21:00	3	70.3	68.6	65.6	-	70.3	-
18/08/19 22:00	5	74.8	73.4	69.2	-	74.8	-
18/08/19 23:00	1	76.4	72.2	74.4	-	-	76.4
19/08/19 0:00	-	66.6	-	66.7	-	-	66.6
19/08/19 1:00	-	59.9	-	60.0	-	-	59.9
19/08/19 2:00	-	59.9	-	60.0	-	-	59.9
19/08/19 3:00	-	69.2	-	69.2	-	-	69.2
19/08/19 4:00	-	63.9	-	64.0	-	-	63.9
19/08/19 5:00	-	60.4	-	60.4	-	-	60.4
19/08/19 6:00	12	78.3	77.1	72.3	-	-	78.3
	123	**72.7**	**69.8**	**69.7**	**71.5**	**75.8**	**72.1**

Location: Mid Runway NMT # 3

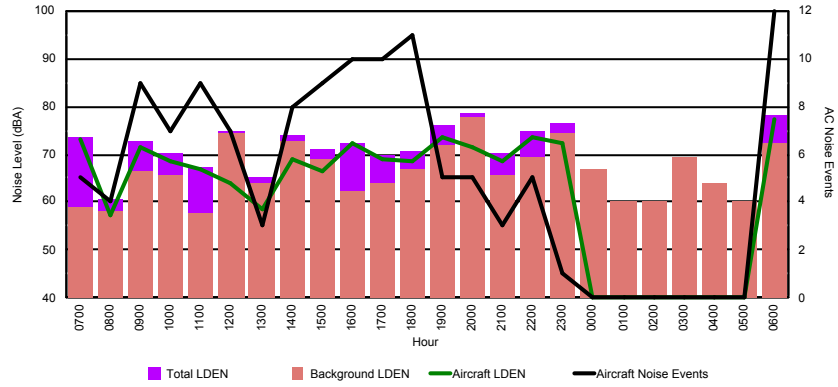

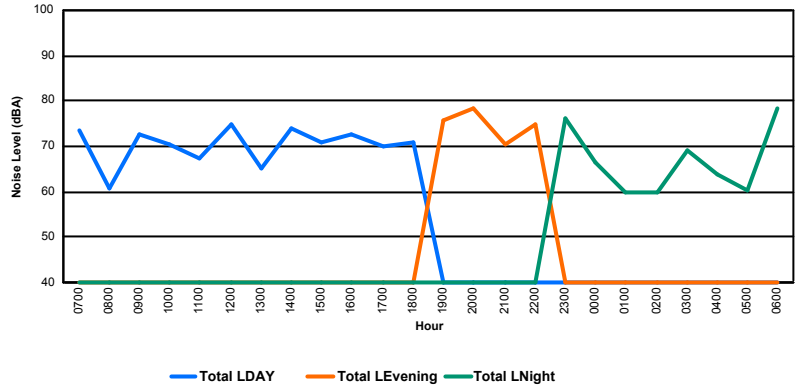

LE GOUVERNEMENT
DU GRAND-DUCHÉ DE LUXEMBOURG
Administration de la navigation aérienne

Luxembourg Airport

Noise Distribution by Hour

Between 18/08/2019 00:00:00 and 18/08/2019 23:59:59 (Local Time)

Day	Aircraft Events	Total LDEN dB (A)	Aircraft LDEN dB(A)	Background LDEN dB(A)	Total LDay dB(A)	Total LEvening dB(A)	Total LNight dB (A)
18/08/19 7:00	5	62.0	61.2	54.7	62.0	-	-
18/08/19 8:00	2	55.7	42.8	55.7	55.7	-	-
18/08/19 9:00	3	62.0	60.4	57.1	62.0	-	-
18/08/19 10:00	10	68.7	68.4	57.8	68.7	-	-
18/08/19 11:00	4	62.8	61.0	58.1	62.8	-	-
18/08/19 12:00	7	62.2	60.1	58.1	62.2	-	-
18/08/19 13:00	5	61.6	58.9	58.3	61.6	-	-
18/08/19 14:00	4	67.1	66.4	58.9	67.1	-	-
18/08/19 15:00	5	70.2	69.9	58.3	70.2	-	-
18/08/19 16:00	6	62.1	59.3	59.2	62.1	-	-
18/08/19 17:00	9	68.6	68.3	58.4	68.6	-	-
18/08/19 18:00	10	67.1	66.7	57.1	67.1	-	-
18/08/19 19:00	7	76.1	75.9	60.9	-	76.1	-
18/08/19 20:00	5	71.2	70.8	60.6	-	71.2	-
18/08/19 21:00	4	65.4	63.9	60.4	-	65.4	-
18/08/19 22:00	2	71.7	71.3	60.8	-	71.7	-
18/08/19 23:00	1	73.0	72.2	65.3	-	-	73.0
19/08/19 0:00	-	63.9	-	64.7	-	-	63.9
19/08/19 1:00	-	62.2	-	62.6	-	-	62.2
19/08/19 2:00	-	63.0	-	63.6	-	-	63.0
19/08/19 3:00	1	64.6	58.1	63.6	-	-	64.6
19/08/19 4:00	-	66.2	-	66.7	-	-	66.2
19/08/19 5:00	-	69.6	-	71.1	-	-	69.6
19/08/19 6:00	14	76.3	75.3	74.0	-	-	76.3
	104	**69.3**	**68.2**	**64.5**	**65.8**	**72.6**	**70.3**

Location: NDB-Hamm NMT # 4

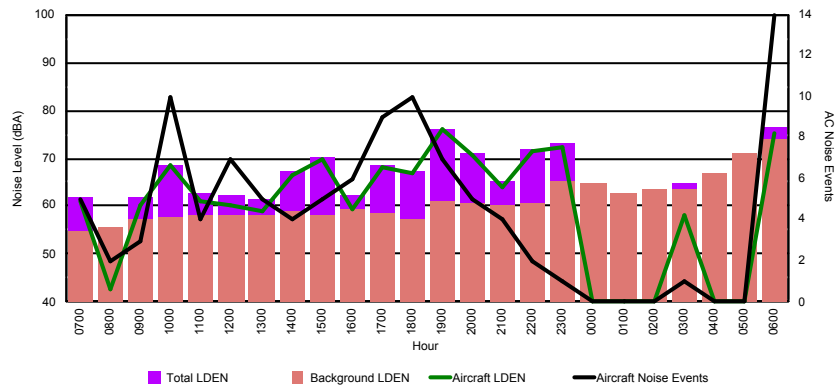

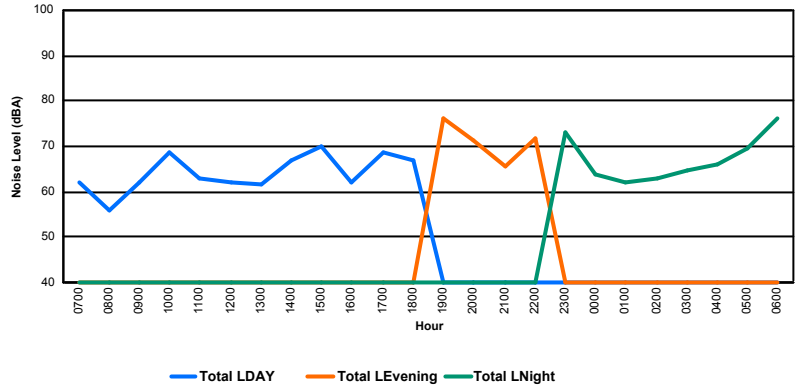

LE GOUVERNEMENT
DU GRAND-DUCHÉ DE LUXEMBOURG
Administration de la navigation aérienne

Luxembourg Airport

Noise Distribution by Hour

Between 19/08/2019 00:00:00 and 19/08/2019 23:59:59 (Local Time)

Day	Aircraft Events	Total LDEN dB (A)	Aircraft LDEN dB(A)	Background LDEN dB(A)	Total LDay dB(A)	Total LEvening dB(A)	Total LNight dB (A)
19/08/19 7:00	-	47.3	-	47.3	47.3	-	-
19/08/19 8:00	5	58.9	58.7	46.3	58.9	-	-
19/08/19 9:00	8	55.9	54.1	51.6	55.9	-	-
19/08/19 10:00	7	54.5	52.6	50.3	54.5	-	-
19/08/19 11:00	7	58.3	57.6	50.7	58.3	-	-
19/08/19 12:00	3	57.5	57.1	47.7	57.5	-	-
19/08/19 13:00	4	53.3	49.4	51.2	53.3	-	-
19/08/19 14:00	1	48.7	45.3	46.0	48.7	-	-
19/08/19 15:00	9	59.0	58.5	49.9	59.0	-	-
19/08/19 16:00	6	55.0	53.5	49.8	55.0	-	-
19/08/19 17:00	7	55.9	54.6	50.6	55.9	-	-
19/08/19 18:00	10	60.3	59.8	51.1	60.3	-	-
19/08/19 19:00	6	59.5	57.9	54.6	-	59.5	-
19/08/19 20:00	5	62.1	61.0	55.3	-	62.1	-
19/08/19 21:00	6	59.3	57.8	54.3	-	59.3	-
	84	**57.8**	**56.7**	**51.3**	**56.7**	**60.5**	**0.0**

Location: Roodt/Syr NMT # 1

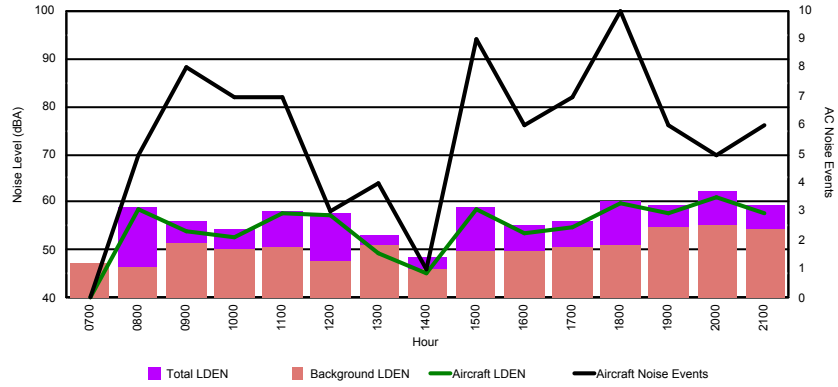

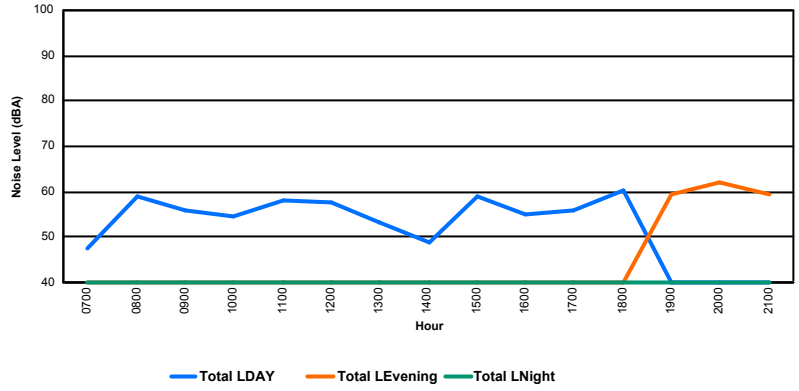

LE GOUVERNEMENT
DU GRAND-DUCHÉ DE LUXEMBOURG
Administration de la navigation aérienne

Luxembourg Airport

Noise Distribution by Hour

Between 19/08/2019 00:00:00 and 19/08/2019 23:59:59 (Local Time)

Day	Aircraft Events	Total LDEN dB (A)	Aircraft LDEN dB(A)	Background LDEN dB(A)	Total LDay dB(A)	Total LEvening dB(A)	Total LNight dB (A)
19/08/19 7:00	-	54.1	-	54.6	54.1	-	-
19/08/19 8:00	5	72.1	72.0	53.4	72.1	-	-
19/08/19 9:00	10	67.9	67.8	53.4	67.9	-	-
19/08/19 10:00	8	67.3	67.2	52.6	67.3	-	-
19/08/19 11:00	8	71.3	71.2	54.0	71.3	-	-
19/08/19 12:00	3	68.8	68.7	52.6	68.8	-	-
19/08/19 13:00	5	67.2	67.0	53.4	67.2	-	-
19/08/19 14:00	1	59.8	58.6	53.5	59.8	-	-
19/08/19 15:00	11	73.0	73.0	54.2	73.0	-	-
19/08/19 16:00	7	67.3	67.2	53.7	67.3	-	-
19/08/19 17:00	7	68.9	68.8	54.0	68.9	-	-
19/08/19 18:00	12	74.8	74.7	54.5	74.8	-	-
19/08/19 19:00	7	73.2	73.1	57.8	-	73.2	-
19/08/19 20:00	7	74.4	74.4	57.4	-	74.4	-
19/08/19 21:00	6	71.9	71.7	59.6	-	71.9	-
19/08/19 22:00	14	74.9	74.7	59.9	-	74.9	-
19/08/19 23:00	3	80.7	80.7	59.3	-	-	80.7
20/08/19 0:00	-	57.7	-	57.7	-	-	57.7
20/08/19 1:00	-	59.5	-	59.6	-	-	59.5
20/08/19 2:00	-	54.3	-	54.3	-	-	54.3
20/08/19 3:00	-	54.7	-	54.7	-	-	54.7
20/08/19 4:00	-	55.1	-	55.1	-	-	55.1
20/08/19 5:00	-	58.6	-	58.6	-	-	58.6
20/08/19 6:00	-	62.3	-	62.3	-	-	62.3
	114	**71.5**	**71.3**	**56.8**	**69.9**	**73.7**	**71.8**

Location: DVOR NMT # 2

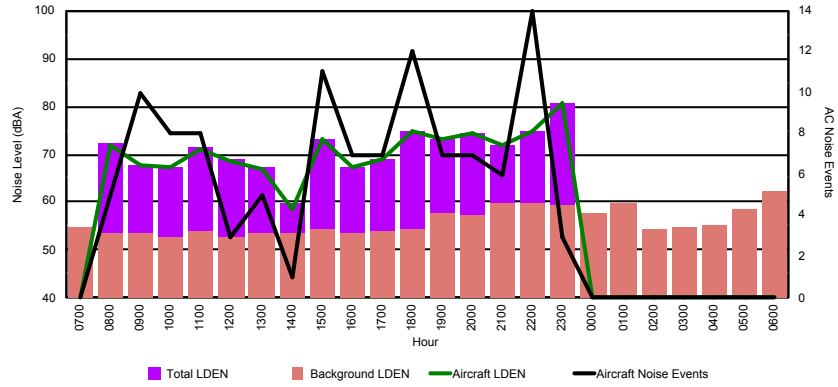

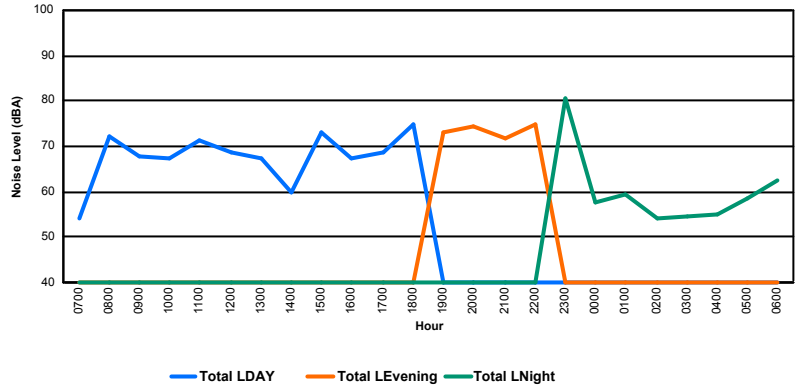

LE GOUVERNEMENT
DU GRAND-DUCHÉ DE LUXEMBOURG
Administration de la navigation aérienne

Luxembourg Airport

Noise Distribution by Hour

Between 19/08/2019 00:00:00 and 19/08/2019 23:59:59 (Local Time)

Day	Aircraft Events	Total LDEN dB (A)	Aircraft LDEN dB(A)	Background LDEN dB(A)	Total LDay dB(A)	Total LEvening dB(A)	Total LNight dB (A)
19/08/19 7:00	6	62.6	62.0	53.8	62.6	-	-
19/08/19 8:00	3	62.1	59.1	59.1	62.1	-	-
19/08/19 9:00	5	68.4	66.3	64.5	68.4	-	-
19/08/19 10:00	5	69.2	64.5	67.4	69.2	-	-
19/08/19 11:00	6	65.3	63.1	61.5	65.3	-	-
19/08/19 12:00	4	65.6	60.7	63.9	65.6	-	-
19/08/19 13:00	2	62.5	58.1	60.7	62.5	-	-
19/08/19 14:00	9	64.7	64.0	56.0	64.7	-	-
19/08/19 15:00	8	66.4	64.6	61.9	66.4	-	-
19/08/19 16:00	6	65.2	64.1	59.1	65.2	-	-
19/08/19 17:00	4	66.5	61.2	65.0	66.5	-	-
19/08/19 18:00	11	68.7	65.0	66.4	68.7	-	-
19/08/19 19:00	15	73.3	72.9	62.3	-	73.3	-
19/08/19 20:00	7	78.0	77.0	71.0	-	78.0	-
19/08/19 21:00	3	75.8	72.4	73.3	-	75.8	-
19/08/19 22:00	2	74.5	71.1	71.9	-	74.5	-
19/08/19 23:00	1	72.6	68.7	70.3	-	-	72.6
20/08/19 0:00	-	58.7	-	58.8	-	-	58.7
20/08/19 1:00	-	61.9	-	62.2	-	-	61.9
20/08/19 2:00	-	62.4	-	62.7	-	-	62.4
20/08/19 3:00	-	60.9	-	60.9	-	-	60.9
20/08/19 4:00	-	61.8	-	61.9	-	-	61.8
20/08/19 5:00	-	62.8	-	62.9	-	-	62.8
20/08/19 6:00	11	79.8	76.1	77.6	-	-	79.8
	108	**71.3**	**68.6**	**68.0**	**66.2**	**75.8**	**71.8**

Location: Mid Runway NMT # 3

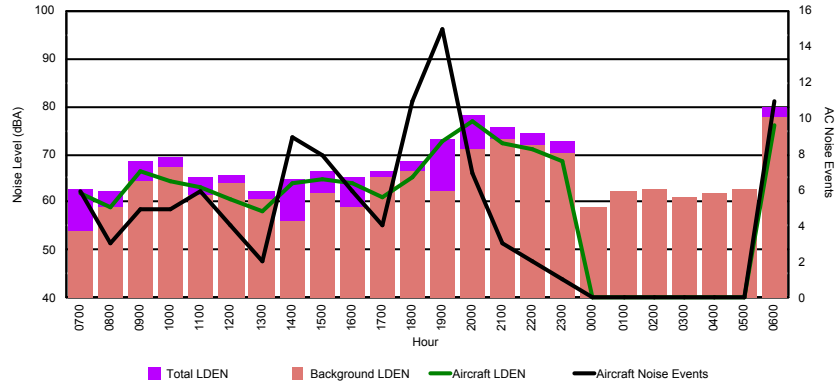

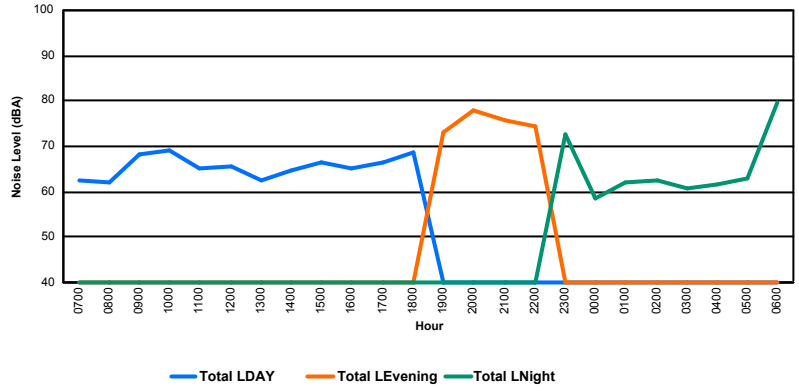

LE GOUVERNEMENT
DU GRAND-DUCHÉ DE LUXEMBOURG
Administration de la navigation aérienne

Luxembourg Airport

Noise Distribution by Hour

Between 19/08/2019 00:00:00 and 19/08/2019 23:59:59 (Local Time)

Day	Aircraft Events	Total LDEN dB (A)	Aircraft LDEN dB(A)	Background LDEN dB(A)	Total LDay dB(A)	Total LEvening dB(A)	Total LNight dB (A)
19/08/19 7:00	5	63.4	58.8	65.0	63.4	-	-
19/08/19 8:00	3	62.6	53.9	65.1	62.6	-	-
19/08/19 9:00	7	68.3	67.5	61.3	68.3	-	-
19/08/19 10:00	7	65.0	63.2	60.4	65.0	-	-
19/08/19 11:00	9	62.9	59.5	60.6	62.9	-	-
19/08/19 12:00	6	64.0	62.5	58.6	64.0	-	-
19/08/19 13:00	2	61.1	53.5	60.3	61.1	-	-
19/08/19 14:00	5	64.5	62.6	60.1	64.5	-	-
19/08/19 15:00	5	62.6	59.3	60.0	62.6	-	-
19/08/19 16:00	4	63.5	61.0	60.2	63.5	-	-
19/08/19 17:00	6	65.7	64.9	57.9	65.7	-	-
19/08/19 18:00	10	63.9	62.6	58.1	63.9	-	-
19/08/19 19:00	10	69.8	69.0	62.3	-	69.8	-
19/08/19 20:00	5	66.1	63.8	62.4	-	66.1	-
19/08/19 21:00	5	73.2	72.9	61.8	-	73.2	-
19/08/19 22:00	3	70.7	69.7	64.0	-	70.7	-
19/08/19 23:00	2	75.5	74.7	68.0	-	-	75.5
20/08/19 0:00	-	65.3	-	66.4	-	-	65.3
20/08/19 1:00	-	64.2	-	65.0	-	-	64.2
20/08/19 2:00	-	64.0	-	64.7	-	-	64.0
20/08/19 3:00	-	65.6	-	66.0	-	-	65.6
20/08/19 4:00	-	66.5	-	67.0	-	-	66.5
20/08/19 5:00	-	69.4	-	70.6	-	-	69.4
20/08/19 6:00	13	78.2	77.5	74.9	-	-	78.2
	107	**69.3**	**67.8**	**65.8**	**64.4**	**70.6**	**72.0**

Location: NDB-Hamm NMT # 4

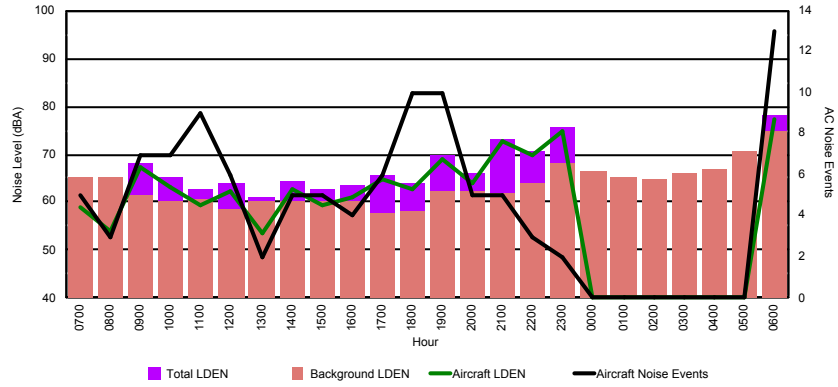

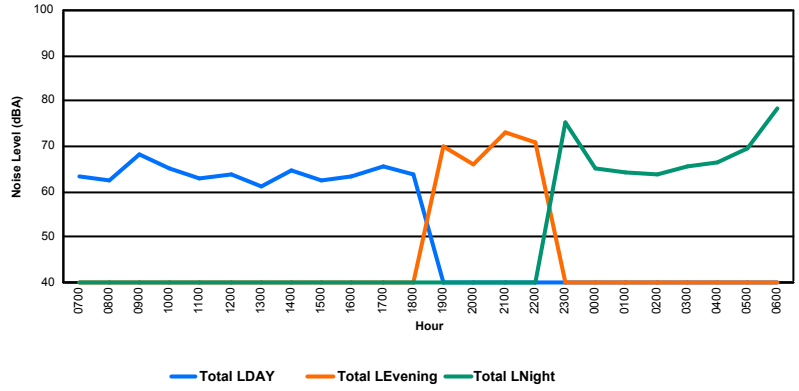

LE GOUVERNEMENT
DU GRAND-DUCHÉ DE LUXEMBOURG
Administration de la navigation aérienne

Luxembourg Airport

Noise Distribution by Hour

Between 20/08/2019 00:00:00 and 20/08/2019 23:59:59 (Local Time)

Day	Aircraft Events	Total LDEN dB (A)	Aircraft LDEN dB(A)	Background LDEN dB(A)	Total LDay dB(A)	Total LEvening dB(A)	Total LNight dB (A)
20/08/19 13:36	4	58.1	57.1	51.3	58.1	-	-
20/08/19 14:00	5	55.3	54.4	48.3	55.3	-	-
20/08/19 15:00	5	57.1	56.5	47.9	57.1	-	-
20/08/19 16:00	8	55.0	53.3	50.4	55.0	-	-
20/08/19 17:00	3	54.0	52.9	47.8	54.0	-	-
20/08/19 18:00	7	54.7	53.0	49.9	54.7	-	-
20/08/19 19:00	2	53.6	51.8	49.1	-	53.6	-
20/08/19 20:00	5	60.8	60.1	52.7	-	60.8	-
20/08/19 21:00	6	59.2	58.0	53.3	-	59.2	-
20/08/19 22:00	11	60.1	59.0	53.9	-	60.1	-
20/08/19 23:00	1	58.7	56.2	55.2	-	-	58.7
21/08/19 0:00	-	49.0	-	49.0	-	-	49.0
21/08/19 1:00	-	48.3	-	48.3	-	-	48.3
21/08/19 2:00	-	47.3	-	47.3	-	-	47.3
21/08/19 3:00	-	48.3	-	48.3	-	-	48.3
21/08/19 4:00	-	59.0	-	59.1	-	-	59.0
21/08/19 5:00	-	55.4	-	55.4	-	-	55.4
21/08/19 6:00	3	59.3	54.4	57.7	-	-	59.3
	60	**56.8**	**54.4**	**53.1**	**55.6**	**59.1**	**55.7**

Location: Roodt/Syr NMT # 1

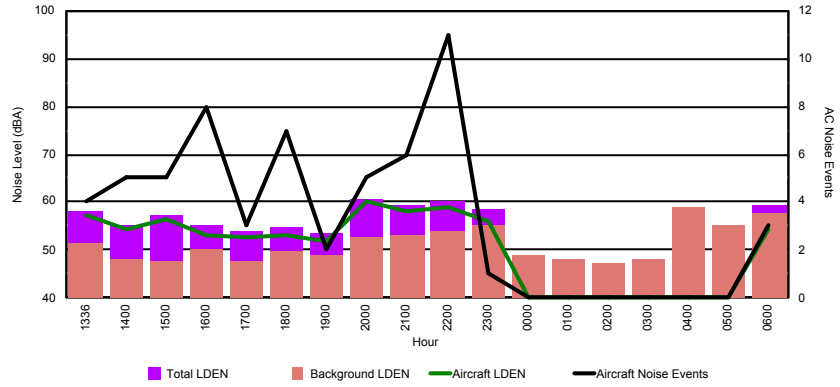

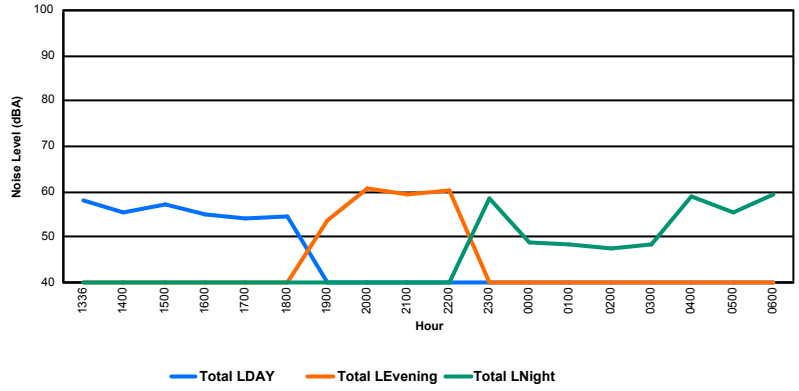

LE GOUVERNEMENT
DU GRAND-DUCHÉ DE LUXEMBOURG
Administration de la navigation aérienne

Luxembourg Airport

Noise Distribution by Hour

Between 20/08/2019 00:00:00 and 20/08/2019 23:59:59 (Local Time)

Day	Aircraft Events	Total LDEN dB (A)	Aircraft LDEN dB(A)	Background LDEN dB(A)	Total LDay dB(A)	Total LEvening dB(A)	Total LNight dB (A)
20/08/19 7:00	-	53.2	-	53.3	53.2	-	-
20/08/19 8:00	2	70.8	70.7	51.7	70.8	-	-
20/08/19 9:00	6	65.1	64.8	52.1	65.1	-	-
20/08/19 10:00	9	70.6	70.6	52.0	70.6	-	-
20/08/19 11:00	8	72.0	71.9	51.7	72.0	-	-
20/08/19 12:00	4	67.5	67.4	50.8	67.5	-	-
20/08/19 13:00	6	68.1	68.0	51.5	68.1	-	-
20/08/19 14:00	7	68.8	68.7	51.0	68.8	-	-
20/08/19 15:00	5	70.8	70.8	52.9	70.8	-	-
20/08/19 16:00	10	67.8	67.6	54.2	67.8	-	-
20/08/19 17:00	4	66.5	66.2	53.3	66.5	-	-
20/08/19 18:00	7	67.1	67.0	52.3	67.1	-	-
20/08/19 19:00	2	67.6	67.5	53.7	-	67.6	-
20/08/19 20:00	5	73.5	73.4	57.7	-	73.5	-
20/08/19 21:00	6	70.4	70.0	59.6	-	70.4	-
20/08/19 22:00	12	73.6	73.3	61.5	-	73.6	-
20/08/19 23:00	1	70.5	69.8	61.7	-	-	70.5
21/08/19 0:00	-	58.3	-	58.3	-	-	58.3
21/08/19 1:00	-	54.7	-	54.7	-	-	54.7
21/08/19 2:00	-	53.2	-	53.2	-	-	53.2
21/08/19 3:00	-	54.0	-	54.0	-	-	54.0
21/08/19 4:00	-	55.9	-	55.9	-	-	55.9
21/08/19 5:00	-	59.4	-	59.4	-	-	59.4
21/08/19 6:00	11	73.7	73.4	63.1	-	-	73.7
	105	**69.0**	**68.7**	**56.8**	**68.8**	**71.9**	**66.7**

Location: DVOR NMT # 2

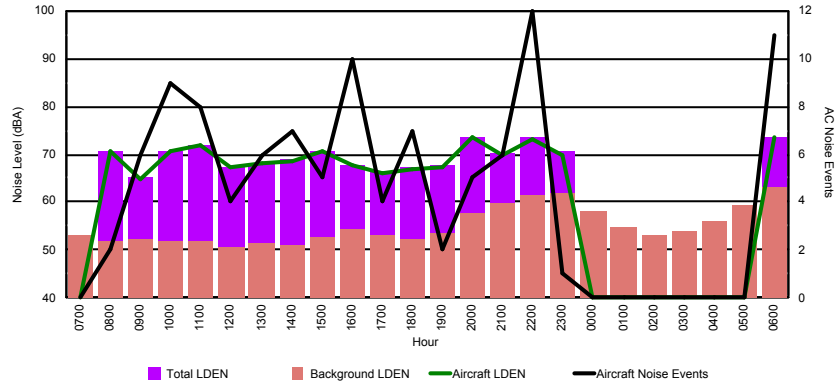

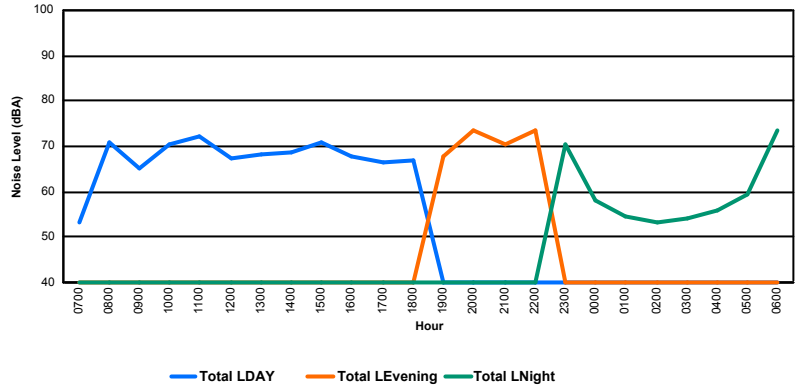

LE GOUVERNEMENT
DU GRAND-DUCHÉ DE LUXEMBOURG
Administration de la navigation aérienne

Luxembourg Airport

Noise Distribution by Hour

Between 20/08/2019 00:00:00 and 20/08/2019 23:59:59 (Local Time)

Day	Aircraft Events	Total LDEN dB (A)	Aircraft LDEN dB(A)	Background LDEN dB(A)	Total LDay dB(A)	Total LEvening dB(A)	Total LNight dB (A)
20/08/19 7:00	6	71.1	67.9	68.4	71.1	-	-
20/08/19 8:00	1	61.5	55.6	60.2	61.5	-	-
20/08/19 9:00	1	66.9	65.6	61.0	66.9	-	-
20/08/19 10:00	6	72.4	68.0	70.5	72.4	-	-
20/08/19 11:00	9	71.4	64.2	70.6	71.4	-	-
20/08/19 12:00	6	69.2	65.6	66.8	69.2	-	-
20/08/19 13:00	4	66.2	63.5	63.0	66.2	-	-
20/08/19 14:00	2	66.2	55.9	65.8	66.2	-	-
20/08/19 15:00	17	70.4	70.0	59.6	70.4	-	-
20/08/19 16:00	10	69.9	68.7	63.4	69.9	-	-
20/08/19 17:00	6	64.5	62.8	59.9	64.5	-	-
20/08/19 18:00	7	66.8	65.2	61.9	66.8	-	-
20/08/19 19:00	8	73.0	65.5	72.1	-	73.0	-
20/08/19 20:00	6	73.6	73.2	63.1	-	73.6	-
20/08/19 21:00	1	74.2	65.1	73.6	-	74.2	-
20/08/19 22:00	1	73.7	59.0	73.6	-	73.7	-
20/08/19 23:00	3	75.4	70.2	73.8	-	-	75.4
21/08/19 0:00	-	60.8	-	60.9	-	-	60.8
21/08/19 1:00	-	62.2	-	62.5	-	-	62.2
21/08/19 2:00	-	60.0	-	60.1	-	-	60.0
21/08/19 3:00	-	60.4	-	60.4	-	-	60.4
21/08/19 4:00	-	61.7	-	61.8	-	-	61.7
21/08/19 5:00	-	68.6	-	68.6	-	-	68.6
21/08/19 6:00	15	78.4	77.5	71.9	-	-	78.4
	109	**71.0**	**67.8**	**68.4**	**69.0**	**73.6**	**71.7**

Location: Mid Runway NMT # 3

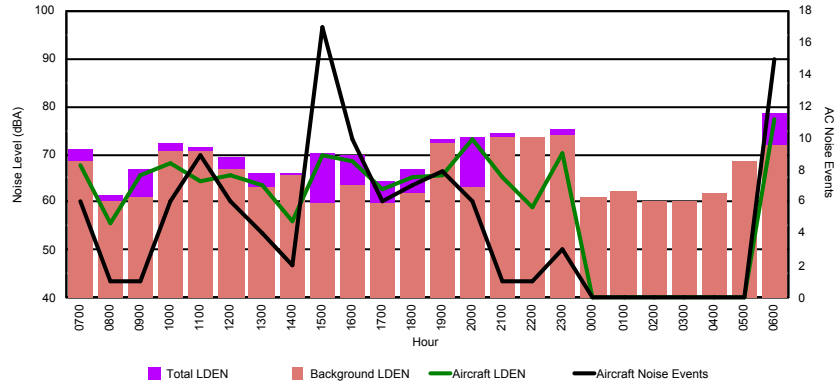

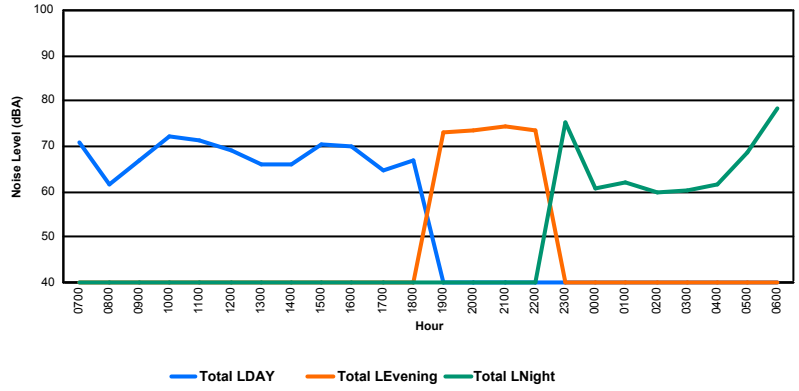

LE GOUVERNEMENT
DU GRAND-DUCHÉ DE LUXEMBOURG
Administration de la navigation aérienne

Luxembourg Airport

Noise Distribution by Hour

Between 20/08/2019 00:00:00 and 20/08/2019 23:59:59 (Local Time)

Day	Aircraft Events	Total LDEN dB (A)	Aircraft LDEN dB(A)	Background LDEN dB(A)	Total LDay dB(A)	Total LEvening dB(A)	Total LNight dB (A)
20/08/19 7:00	8	71.1	70.5	69.4	71.1	-	-
20/08/19 8:00	2	62.9	52.6	65.7	62.9	-	-
20/08/19 9:00	2	64.9	61.5	62.5	64.9	-	-
20/08/19 10:00	8	64.9	61.4	62.3	64.9	-	-
20/08/19 11:00	8	64.9	62.4	62.2	64.9	-	-
20/08/19 12:00	7	64.2	61.8	60.7	64.2	-	-
20/08/19 13:00	6	64.6	62.2	61.0	64.6	-	-
20/08/19 14:00	4	63.2	59.8	60.6	63.2	-	-
20/08/19 15:00	10	67.1	66.2	60.1	67.1	-	-
20/08/19 16:00	6	66.8	65.9	59.5	66.8	-	-
20/08/19 17:00	5	66.2	65.4	58.5	66.2	-	-
20/08/19 18:00	8	62.3	60.3	58.1	62.3	-	-
20/08/19 19:00	7	67.4	65.7	62.6	-	67.4	-
20/08/19 20:00	4	72.6	72.2	61.8	-	72.6	-
20/08/19 21:00	4	72.7	72.3	62.7	-	72.7	-
20/08/19 22:00	3	73.2	72.6	64.1	-	73.2	-
20/08/19 23:00	2	76.9	76.5	66.5	-	-	76.9
21/08/19 0:00	-	64.0	-	64.8	-	-	64.0
21/08/19 1:00	-	63.4	-	64.0	-	-	63.4
21/08/19 2:00	-	62.7	-	63.2	-	-	62.7
21/08/19 3:00	-	63.5	-	63.6	-	-	63.5
21/08/19 4:00	-	66.5	-	67.0	-	-	66.5
21/08/19 5:00	1	70.3	60.1	71.3	-	-	70.3
21/08/19 6:00	7	77.8	76.1	83.0	-	-	77.8
	102	**70.1**	**68.6**	**70.4**	**66.0**	**72.0**	**72.2**

Location: NDB-Hamm NMT # 4

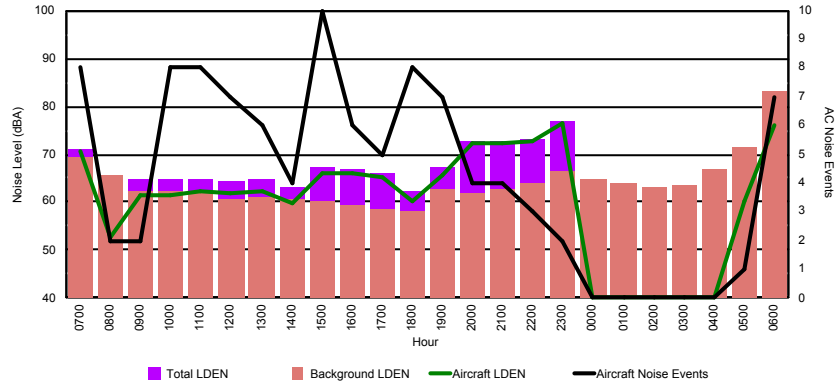

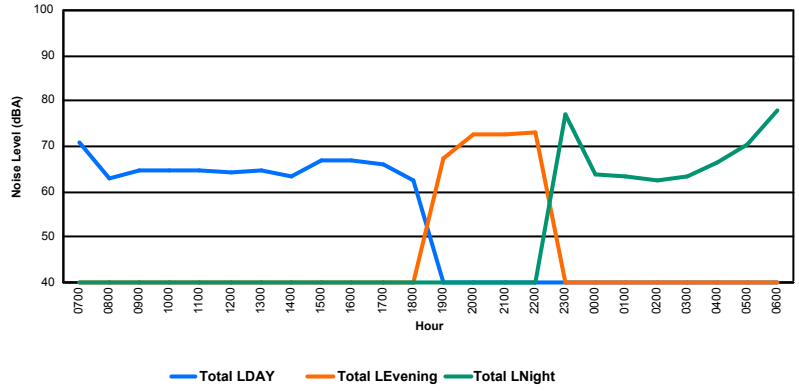

LE GOUVERNEMENT
DU GRAND-DUCHÉ DE LUXEMBOURG
Administration de la navigation aérienne

Luxembourg Airport

Noise Distribution by Hour

Between 21/08/2019 00:00:00 and 21/08/2019 23:59:59 (Local Time)

Day	Aircraft Events	Total LDEN dB (A)	Aircraft LDEN dB(A)	Background LDEN dB(A)	Total LDay dB(A)	Total LEvening dB(A)	Total LNight dB (A)
21/08/19 7:00	3	53.0	50.6	49.3	53.0	-	-
21/08/19 8:00	2	57.3	56.9	46.4	57.3	-	-
21/08/19 9:00	1	47.7	43.6	45.5	47.7	-	-
21/08/19 10:00	4	58.6	57.8	50.9	58.6	-	-
21/08/19 11:00	3	53.2	50.3	50.2	53.2	-	-
21/08/19 12:00	2	57.5	57.0	47.9	57.5	-	-
21/08/19 13:00	1	48.0	41.6	46.9	48.0	-	-
21/08/19 14:00	1	54.4	53.0	48.9	54.4	-	-
21/08/19 15:00	1	50.8	44.5	49.6	50.8	-	-
21/08/19 16:00	1	55.7	54.1	50.4	55.7	-	-
21/08/19 17:00	2	57.4	56.6	49.5	57.4	-	-
21/08/19 18:00	5	58.2	57.7	48.9	58.2	-	-
21/08/19 19:00	-	48.1	-	48.1	-	48.1	-
21/08/19 20:00	1	58.6	57.6	51.9	-	58.6	-
21/08/19 21:00	2	63.0	62.3	54.9	-	63.0	-
21/08/19 22:00	4	63.2	62.8	52.2	-	63.2	-
21/08/19 23:00	-	58.4	-	58.4	-	-	58.4
22/08/19 0:00	-	50.8	-	50.9	-	-	50.8
22/08/19 1:00	-	46.2	-	46.2	-	-	46.2
22/08/19 2:00	-	47.3	-	47.3	-	-	47.3
22/08/19 3:00	-	45.4	-	45.4	-	-	45.4
22/08/19 4:00	-	56.6	-	56.7	-	-	56.6
22/08/19 5:00	-	51.6	-	51.6	-	-	51.6
22/08/19 6:00	5	66.9	66.3	58.2	-	-	66.9
	38	**58.1**	**56.9**	**52.1**	**55.6**	**60.9**	**59.1**

Location: Roodt/Syr NMT # 1

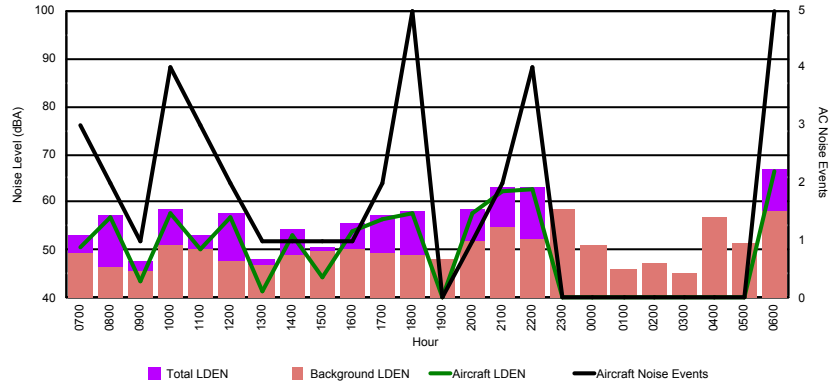

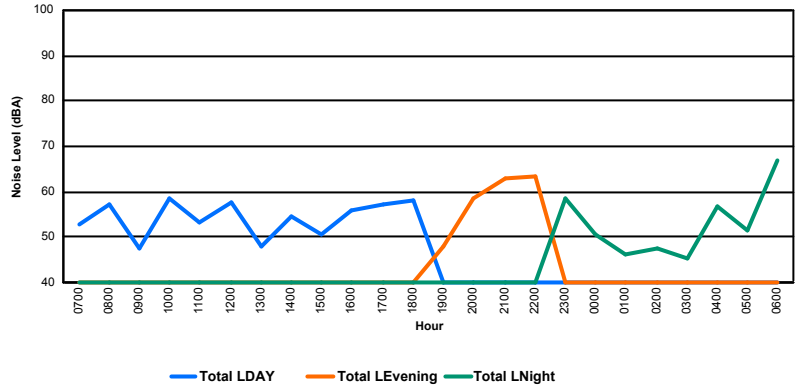

LE GOUVERNEMENT
DU GRAND-DUCHÉ DE LUXEMBOURG
Administration de la navigation aérienne

Luxembourg Airport

Noise Distribution by Hour

Between 21/08/2019 00:00:00 and 21/08/2019 23:59:59 (Local Time)

Day	Aircraft Events	Total LDEN dB (A)	Aircraft LDEN dB(A)	Background LDEN dB(A)	Total LDay dB(A)	Total LEvening dB(A)	Total LNight dB (A)
21/08/19 7:00	5	62.7	62.3	52.5	62.7	-	-
21/08/19 8:00	7	66.7	66.4	53.6	66.7	-	-
21/08/19 9:00	2	58.0	57.4	49.8	58.0	-	-
21/08/19 10:00	6	67.4	67.3	50.7	67.4	-	-
21/08/19 11:00	10	61.7	61.3	51.7	61.7	-	-
21/08/19 12:00	7	66.5	66.2	53.3	66.5	-	-
21/08/19 13:00	4	59.2	58.5	50.7	59.2	-	-
21/08/19 14:00	4	62.3	62.0	50.2	62.3	-	-
21/08/19 15:00	3	56.5	55.6	49.3	56.5	-	-
21/08/19 16:00	8	66.1	66.0	51.8	66.1	-	-
21/08/19 17:00	6	66.7	66.6	50.7	66.7	-	-
21/08/19 18:00	13	68.7	68.6	52.8	68.7	-	-
21/08/19 19:00	6	68.2	68.0	55.7	-	68.2	-
21/08/19 20:00	4	61.2	60.2	54.5	-	61.2	-
21/08/19 21:00	6	72.3	72.2	54.5	-	72.3	-
21/08/19 22:00	4	73.1	73.1	53.7	-	73.1	-
21/08/19 23:00	-	56.9	-	56.9	-	-	56.9
22/08/19 0:00	-	55.0	-	55.0	-	-	55.0
22/08/19 1:00	-	53.1	-	53.1	-	-	53.1
22/08/19 2:00	-	63.3	-	63.5	-	-	63.3
22/08/19 3:00	-	71.4	-	71.4	-	-	71.4
22/08/19 4:00	-	59.3	-	59.4	-	-	59.3
22/08/19 5:00	-	58.2	-	58.2	-	-	58.2
22/08/19 6:00	13	76.9	76.7	62.3	-	-	76.9
	108	**68.0**	**67.2**	**59.9**	**65.0**	**70.5**	**69.3**

Location: DVOR NMT # 2

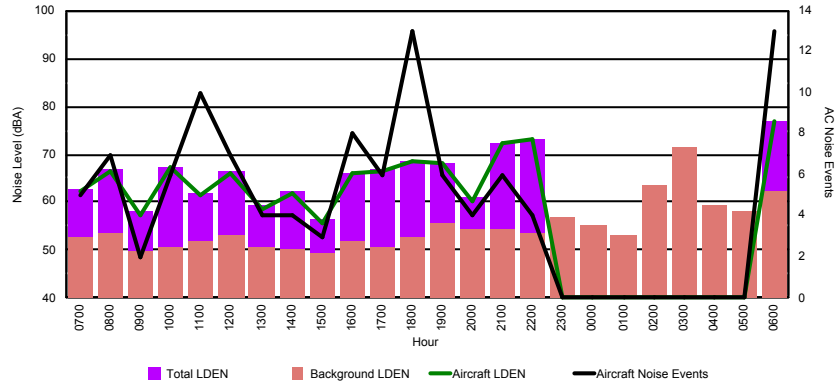

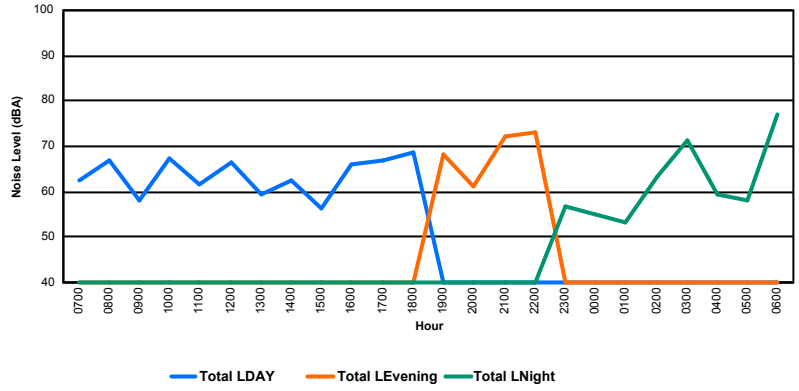

LE GOUVERNEMENT
DU GRAND-DUCHÉ DE LUXEMBOURG
Administration de la navigation aérienne

Luxembourg Airport

Noise Distribution by Hour

Between 21/08/2019 00:00:00 and 21/08/2019 23:59:59 (Local Time)

Day	Aircraft Events	Total LDEN dB (A)	Aircraft LDEN dB(A)	Background LDEN dB(A)	Total LDay dB(A)	Total LEvening dB(A)	Total LNight dB (A)
21/08/19 7:00	5	66.7	66.3	56.9	66.7	-	-
21/08/19 8:00	18	69.4	69.3	54.9	69.4	-	-
21/08/19 9:00	3	63.2	62.4	55.1	63.2	-	-
21/08/19 10:00	6	67.3	67.1	53.4	67.3	-	-
21/08/19 11:00	11	66.4	65.8	57.0	66.4	-	-
21/08/19 12:00	9	68.1	67.9	53.1	68.1	-	-
21/08/19 13:00	6	66.2	64.5	61.5	66.2	-	-
21/08/19 14:00	4	63.6	63.2	53.5	63.6	-	-
21/08/19 15:00	5	62.4	59.2	59.5	62.4	-	-
21/08/19 16:00	8	67.9	67.7	55.6	67.9	-	-
21/08/19 17:00	6	67.4	67.0	57.4	67.4	-	-
21/08/19 18:00	15	70.9	70.5	60.1	70.9	-	-
21/08/19 19:00	10	71.1	70.4	62.8	-	71.1	-
21/08/19 20:00	6	70.6	68.5	66.5	-	70.6	-
21/08/19 21:00	6	75.0	74.7	62.7	-	75.0	-
21/08/19 22:00	5	74.8	74.5	63.4	-	74.8	-
21/08/19 23:00	-	60.2	-	60.2	-	-	60.2
22/08/19 0:00	-	60.8	-	60.9	-	-	60.8
22/08/19 1:00	-	58.4	-	58.5	-	-	58.4
22/08/19 2:00	-	60.2	-	60.2	-	-	60.2
22/08/19 3:00	-	59.8	-	59.8	-	-	59.8
22/08/19 4:00	-	59.2	-	59.2	-	-	59.2
22/08/19 5:00	-	60.8	-	60.8	-	-	60.8
22/08/19 6:00	12	80.8	80.5	69.6	-	-	80.8
	135	**70.6**	**70.1**	**61.4**	**67.3**	**73.3**	**72.0**

Location: Mid Runway NMT # 3

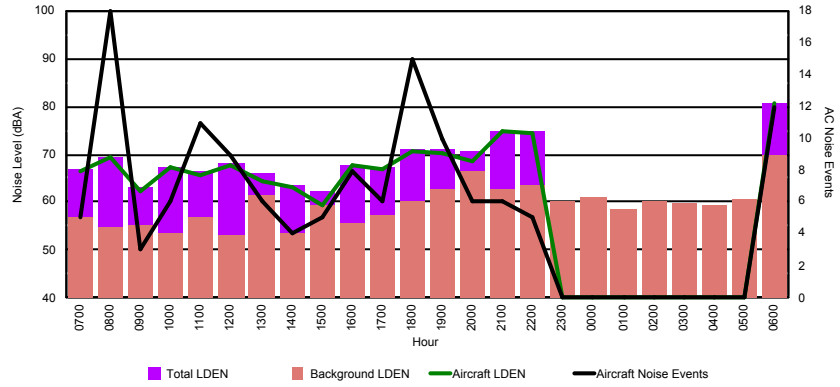

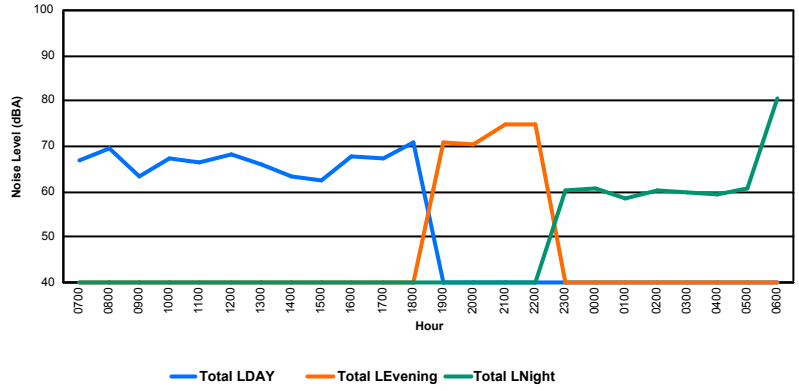

LE GOUVERNEMENT
DU GRAND-DUCHÉ DE LUXEMBOURG
Administration de la navigation aérienne

Luxembourg Airport

Noise Distribution by Hour

Between 21/08/2019 00:00:00 and 21/08/2019 23:59:59 (Local Time)

Day	Aircraft Events	Total LDEN dB (A)	Aircraft LDEN dB(A)	Background LDEN dB(A)	Total LDay dB(A)	Total LEvening dB(A)	Total LNight dB (A)
21/08/19 7:00	3	64.0	54.2	66.7	64.0	-	-
21/08/19 8:00	20	70.7	70.5	65.2	70.7	-	-
21/08/19 9:00	7	65.0	61.7	62.7	65.0	-	-
21/08/19 10:00	12	66.2	64.7	61.4	66.2	-	-
21/08/19 11:00	5	64.3	62.6	59.7	64.3	-	-
21/08/19 12:00	3	62.7	59.4	60.1	62.7	-	-
21/08/19 13:00	10	68.5	67.6	61.2	68.5	-	-
21/08/19 14:00	7	65.8	63.9	61.3	65.8	-	-
21/08/19 15:00	6	68.8	68.1	60.6	68.8	-	-
21/08/19 16:00	7	64.8	62.6	61.0	64.8	-	-
21/08/19 17:00	8	64.5	62.9	59.6	64.5	-	-
21/08/19 18:00	8	66.2	64.9	60.5	66.2	-	-
21/08/19 19:00	11	72.6	71.8	65.2	-	72.6	-
21/08/19 20:00	5	70.5	69.5	63.9	-	70.5	-
21/08/19 21:00	8	69.4	68.1	63.7	-	69.4	-
21/08/19 22:00	14	71.8	71.0	64.5	-	71.8	-
21/08/19 23:00	-	68.4	-	68.5	-	-	68.4
22/08/19 0:00	-	65.5	-	66.5	-	-	65.5
22/08/19 1:00	-	64.2	-	64.8	-	-	64.2
22/08/19 2:00	-	63.9	-	64.5	-	-	63.9
22/08/19 3:00	-	63.1	-	63.2	-	-	63.1
22/08/19 4:00	-	65.8	-	66.1	-	-	65.8
22/08/19 5:00	-	68.9	-	70.0	-	-	68.9
22/08/19 6:00	3	75.1	70.7	75.3	-	-	75.1
	137	**68.5**	**66.0**	**66.1**	**66.6**	**71.2**	**68.9**

Location: NDB-Hamm NMT # 4

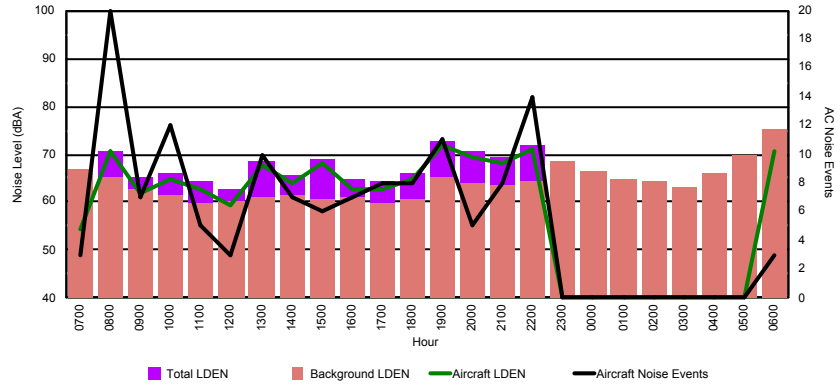

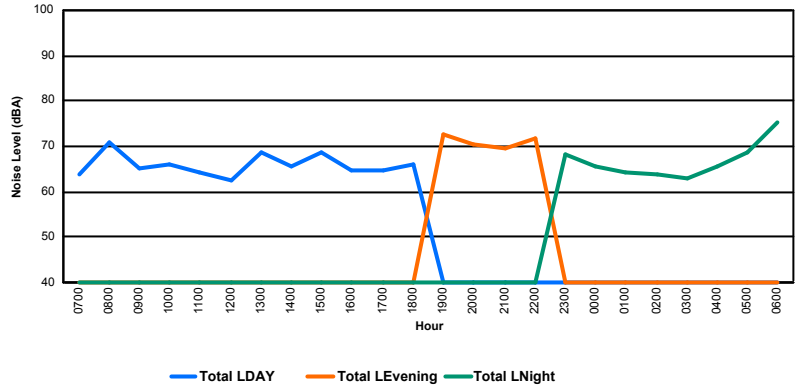

LE GOUVERNEMENT
DU GRAND-DUCHÉ DE LUXEMBOURG
Administration de la navigation aérienne

Luxembourg Airport

Noise Distribution by Hour

Between 22/08/2019 00:00:00 and 22/08/2019 23:59:59 (Local Time)

Day	Aircraft Events	Total LDEN dB (A)	Aircraft LDEN dB(A)	Background LDEN dB(A)	Total LDay dB(A)	Total LEvening dB(A)	Total LNight dB (A)
22/08/19 7:00	4	53.0	49.6	50.5	53.0	-	-
22/08/19 8:00	2	55.1	54.5	46.0	55.1	-	-
22/08/19 9:00	1	52.6	51.4	46.3	52.6	-	-
22/08/19 10:00	4	59.7	59.2	49.3	59.7	-	-
22/08/19 11:00	4	58.4	57.9	48.2	58.4	-	-
22/08/19 12:00	4	54.3	52.4	50.1	54.3	-	-
22/08/19 13:00	3	49.0	45.3	46.7	49.0	-	-
22/08/19 14:00	1	49.7	46.1	47.2	49.7	-	-
22/08/19 15:00	3	55.5	54.8	47.4	55.5	-	-
22/08/19 16:00	1	47.4	40.9	46.3	47.4	-	-
22/08/19 17:00	4	55.3	54.3	48.9	55.3	-	-
22/08/19 18:00	2	55.3	54.2	48.8	55.3	-	-
22/08/19 19:00	1	56.1	52.3	53.9	-	56.1	-
22/08/19 20:00	3	59.9	59.0	52.9	-	59.9	-
22/08/19 21:00	4	59.8	59.0	51.9	-	59.8	-
22/08/19 22:00	-	48.8	-	48.8	-	48.8	-
22/08/19 23:00	3	70.5	70.3	56.1	-	-	70.5
23/08/19 0:00	-	47.9	-	47.9	-	-	47.9
23/08/19 1:00	-	45.8	-	45.8	-	-	45.8
23/08/19 2:00	-	46.7	-	46.7	-	-	46.7
23/08/19 3:00	-	43.0	-	43.0	-	-	43.0
23/08/19 4:00	-	51.6	-	51.6	-	-	51.6
23/08/19 5:00	-	57.9	-	58.0	-	-	57.9
23/08/19 6:00	5	67.7	66.9	60.4	-	-	67.7
	49	**60.1**	**59.3**	**52.1**	**55.1**	**57.8**	**63.5**

Location: Roodt/Syr NMT # 1

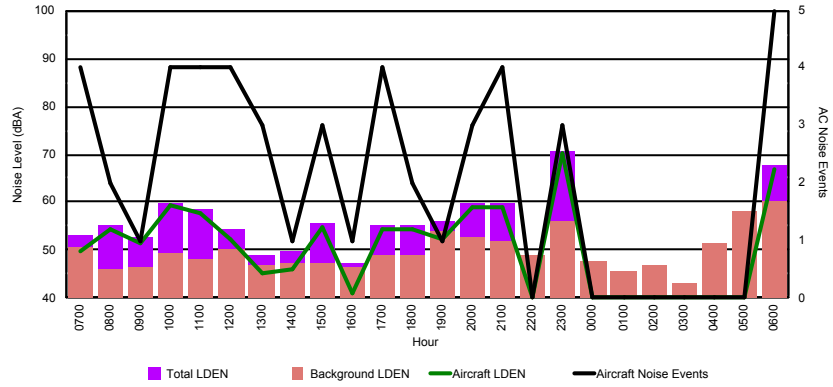

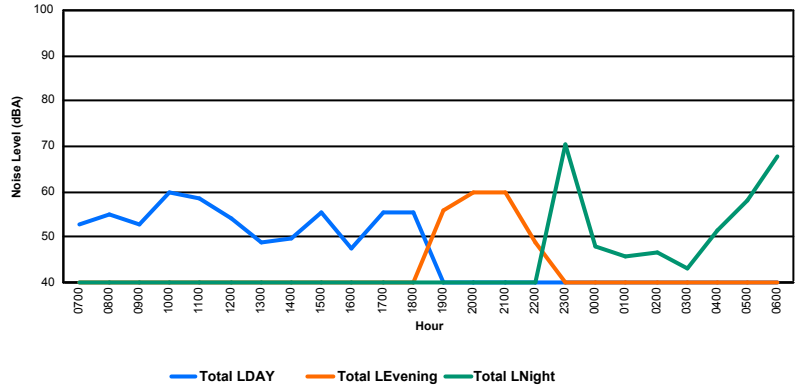

LE GOUVERNEMENT
DU GRAND-DUCHÉ DE LUXEMBOURG
Administration de la navigation aérienne

Luxembourg Airport

Noise Distribution by Hour

Between 22/08/2019 00:00:00 and 22/08/2019 23:59:59 (Local Time)

Day	Aircraft Events	Total LDEN dB (A)	Aircraft LDEN dB(A)	Background LDEN dB(A)	Total LDay dB(A)	Total LEvening dB(A)	Total LNight dB (A)
22/08/19 7:00	5	58.0	56.7	52.4	58.0	-	-
22/08/19 8:00	3	67.4	67.3	50.5	67.4	-	-
22/08/19 9:00	5	64.1	64.0	49.8	64.1	-	-
22/08/19 10:00	11	70.7	70.7	50.7	70.7	-	-
22/08/19 11:00	7	68.1	68.0	50.5	68.1	-	-
22/08/19 12:00	8	63.0	62.6	52.1	63.0	-	-
22/08/19 13:00	5	60.4	59.8	51.7	60.4	-	-
22/08/19 14:00	4	58.4	57.6	51.0	58.4	-	-
22/08/19 15:00	8	66.8	66.7	50.5	66.8	-	-
22/08/19 16:00	6	60.5	60.1	50.2	60.5	-	-
22/08/19 17:00	8	65.2	65.1	50.6	65.2	-	-
22/08/19 18:00	7	64.0	63.8	50.6	64.0	-	-
22/08/19 19:00	7	72.0	71.9	55.3	-	72.0	-
22/08/19 20:00	5	69.2	69.1	54.0	-	69.2	-
22/08/19 21:00	5	68.9	68.7	54.2	-	68.9	-
22/08/19 22:00	2	71.2	71.2	53.0	-	71.2	-
22/08/19 23:00	2	79.4	79.4	56.9	-	-	79.4
23/08/19 0:00	-	54.5	-	54.5	-	-	54.5
23/08/19 1:00	-	53.3	-	53.3	-	-	53.3
23/08/19 2:00	-	52.1	-	52.1	-	-	52.1
23/08/19 3:00	-	51.8	-	51.8	-	-	51.8
23/08/19 4:00	-	54.9	-	54.9	-	-	54.9
23/08/19 5:00	-	59.0	-	59.1	-	-	59.0
23/08/19 6:00	15	78.3	78.2	62.6	-	-	78.3
	113	**70.1**	**70.0**	**54.5**	**65.5**	**70.5**	**72.9**

Location: DVOR NMT # 2

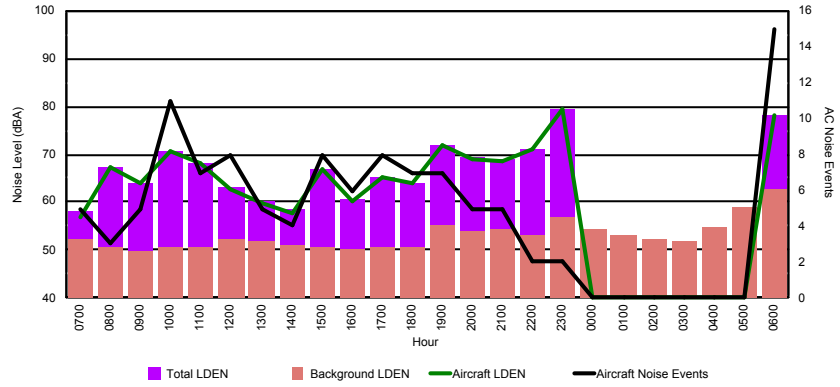

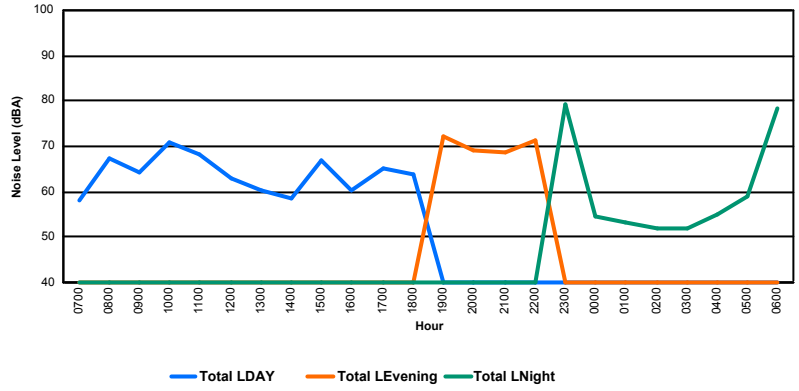

LE GOUVERNEMENT
DU GRAND-DUCHÉ DE LUXEMBOURG
Administration de la navigation aérienne

Luxembourg Airport

Noise Distribution by Hour

Between 22/08/2019 00:00:00 and 22/08/2019 23:59:59 (Local Time)

Day	Aircraft Events	Total LDEN dB (A)	Aircraft LDEN dB(A)	Background LDEN dB(A)	Total LDay dB(A)	Total LEvening dB(A)	Total LNight dB (A)
22/08/19 7:00	8	63.7	61.7	59.8	63.7	-	-
22/08/19 8:00	13	68.6	68.3	55.2	68.6	-	-
22/08/19 9:00	5	68.1	67.8	56.1	68.1	-	-
22/08/19 10:00	12	70.3	70.0	58.7	70.3	-	-
22/08/19 11:00	8	70.8	70.2	61.2	70.8	-	-
22/08/19 12:00	18	67.7	67.3	57.7	67.7	-	-
22/08/19 13:00	6	64.8	63.9	57.4	64.8	-	-
22/08/19 14:00	10	64.7	64.0	56.5	64.7	-	-
22/08/19 15:00	13	69.6	68.9	61.3	69.6	-	-
22/08/19 16:00	6	65.2	64.9	53.9	65.2	-	-
22/08/19 17:00	13	68.6	68.3	57.7	68.6	-	-
22/08/19 18:00	8	65.7	64.9	58.0	65.7	-	-
22/08/19 19:00	15	73.7	73.4	62.6	-	73.7	-
22/08/19 20:00	7	71.7	71.2	62.0	-	71.7	-
22/08/19 21:00	4	70.7	70.1	61.4	-	70.7	-
22/08/19 22:00	3	72.4	70.8	67.3	-	72.4	-
22/08/19 23:00	3	76.8	76.3	67.0	-	-	76.8
23/08/19 0:00	-	59.4	-	59.4	-	-	59.4
23/08/19 1:00	-	60.0	-	60.1	-	-	60.0
23/08/19 2:00	-	60.2	-	60.3	-	-	60.2
23/08/19 3:00	-	60.7	-	60.7	-	-	60.7
23/08/19 4:00	-	61.3	-	61.3	-	-	61.3
23/08/19 5:00	-	61.4	-	61.5	-	-	61.4
23/08/19 6:00	13	79.9	79.6	69.3	-	-	79.9
	165	**70.9**	**70.3**	**62.1**	**67.9**	**72.3**	**72.8**

Location: Mid Runway NMT # 3

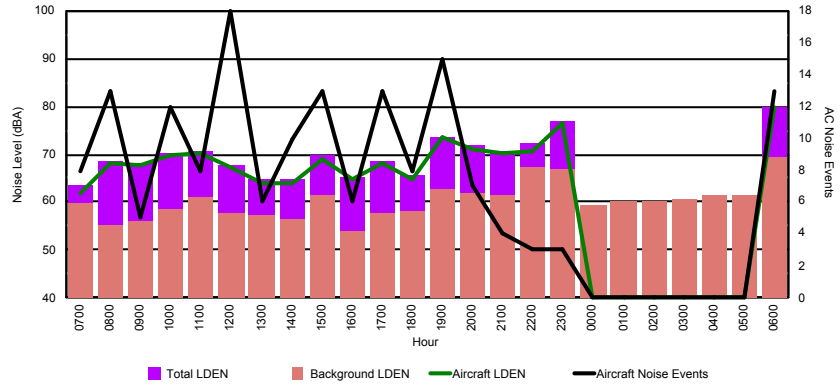

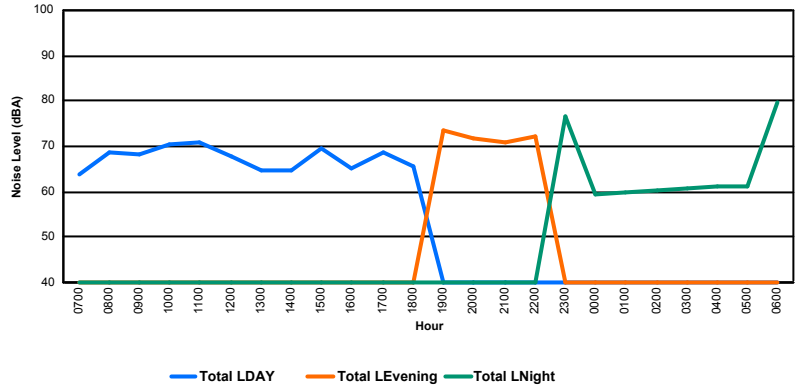

LE GOUVERNEMENT
DU GRAND-DUCHÉ DE LUXEMBOURG
Administration de la navigation aérienne

Luxembourg Airport

Noise Distribution by Hour

Between 22/08/2019 00:00:00 and 22/08/2019 23:59:59 (Local Time)

Day	Aircraft Events	Total LDEN dB (A)	Aircraft LDEN dB(A)	Background LDEN dB(A)	Total LDay dB(A)	Total LEvening dB(A)	Total LNight dB (A)
22/08/19 7:00	4	68.7	67.0	67.2	68.7	-	-
22/08/19 8:00	18	63.6	61.1	64.9	63.6	-	-
22/08/19 9:00	7	66.1	63.8	62.6	66.1	-	-
22/08/19 10:00	9	65.5	63.1	61.9	65.5	-	-
22/08/19 11:00	8	68.9	68.0	61.8	68.9	-	-
22/08/19 12:00	7	68.0	67.1	61.0	68.0	-	-
22/08/19 13:00	13	70.4	69.8	61.8	70.4	-	-
22/08/19 14:00	14	70.6	67.6	67.8	70.6	-	-
22/08/19 15:00	9	69.6	68.8	61.6	69.6	-	-
22/08/19 16:00	6	65.0	63.1	60.8	65.0	-	-
22/08/19 17:00	8	64.3	62.1	60.5	64.3	-	-
22/08/19 18:00	6	64.7	63.0	59.8	64.7	-	-
22/08/19 19:00	6	70.7	69.6	64.1	-	70.7	-
22/08/19 20:00	8	72.7	72.1	64.0	-	72.7	-
22/08/19 21:00	4	69.1	67.5	63.8	-	69.1	-
22/08/19 22:00	18	73.9	73.4	64.9	-	73.9	-
22/08/19 23:00	2	77.7	77.1	68.7	-	-	77.7
23/08/19 0:00	-	66.1	-	67.3	-	-	66.1
23/08/19 1:00	-	63.6	-	64.3	-	-	63.6
23/08/19 2:00	-	63.3	-	64.0	-	-	63.3
23/08/19 3:00	-	64.0	-	64.1	-	-	64.0
23/08/19 4:00	-	66.7	-	67.3	-	-	66.7
23/08/19 5:00	-	70.1	-	71.6	-	-	70.1
23/08/19 6:00	2	73.7	63.1	76.5	-	-	73.7
	149	**70.1**	**68.2**	**67.1**	**67.8**	**72.0**	**71.3**

Location: NDB-Hamm NMT # 4

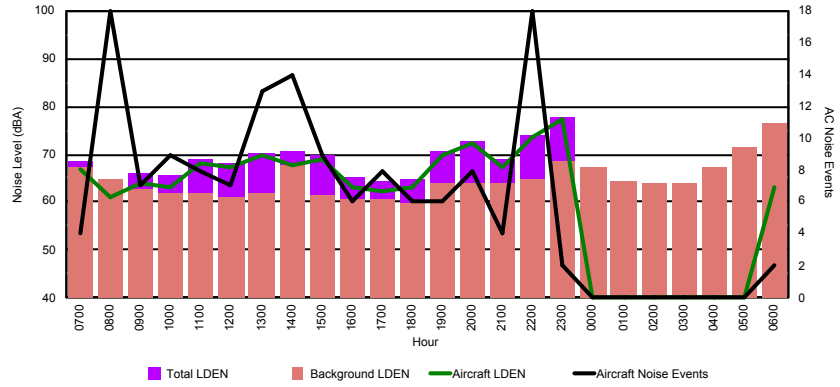

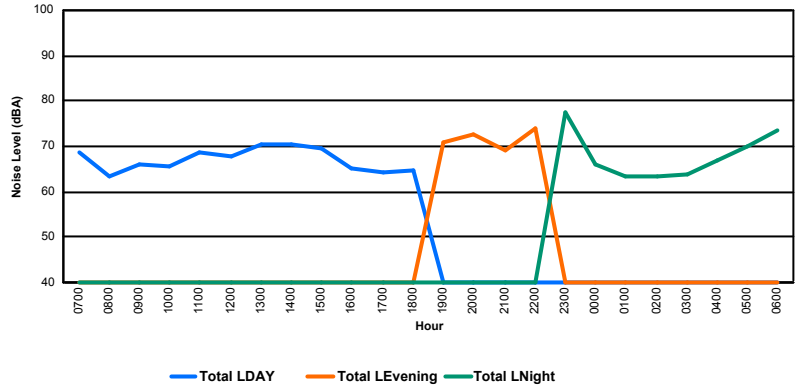

LE GOUVERNEMENT
DU GRAND-DUCHÉ DE LUXEMBOURG
Administration de la navigation aérienne

Luxembourg Airport

Noise Distribution by Hour

Between 23/08/2019 00:00:00 and 23/08/2019 23:59:59 (Local Time)

Day	Aircraft Events	Total LDEN dB (A)	Aircraft LDEN dB(A)	Background LDEN dB(A)	Total LDay dB(A)	Total LEvening dB(A)	Total LNight dB (A)
23/08/19 7:00	3	53.8	51.4	50.2	53.8	-	-
23/08/19 8:00	4	60.2	60.1	45.9	60.2	-	-
23/08/19 9:00	-	45.2	-	45.2	45.2	-	-
23/08/19 10:00	3	49.5	46.2	46.9	49.5	-	-
23/08/19 11:00	4	53.3	51.2	49.2	53.3	-	-
23/08/19 12:00	1	50.5	46.7	48.2	50.5	-	-
23/08/19 13:00	1	49.8	45.0	48.1	49.8	-	-
23/08/19 14:00	1	48.1	38.5	47.6	48.1	-	-
23/08/19 15:00	1	53.8	52.8	46.9	53.8	-	-
23/08/19 16:00	3	55.7	55.1	46.8	55.7	-	-
23/08/19 17:00	2	50.8	46.7	48.8	50.8	-	-
23/08/19 18:00	4	55.9	54.8	49.5	55.9	-	-
23/08/19 19:00	1	59.3	58.6	50.7	-	59.3	-
23/08/19 20:00	2	60.3	60.0	48.7	-	60.3	-
23/08/19 21:00	3	58.7	57.8	51.5	-	58.7	-
23/08/19 22:00	1	51.5	43.9	50.7	-	51.5	-
23/08/19 23:00	2	67.4	67.2	53.5	-	-	67.4
24/08/19 0:00	1	67.8	67.7	50.0	-	-	67.8
24/08/19 1:00	-	49.6	-	49.6	-	-	49.6
24/08/19 2:00	-	48.4	-	48.4	-	-	48.4
24/08/19 3:00	-	46.7	-	46.7	-	-	46.7
24/08/19 4:00	-	46.9	-	46.9	-	-	46.9
24/08/19 5:00	-	47.2	-	47.2	-	-	47.2
24/08/19 6:00	3	62.0	60.9	55.7	-	-	62.0
	40	**59.0**	**58.5**	**49.6**	**54.0**	**58.5**	**62.2**

Location: Roodt/Syr NMT # 1

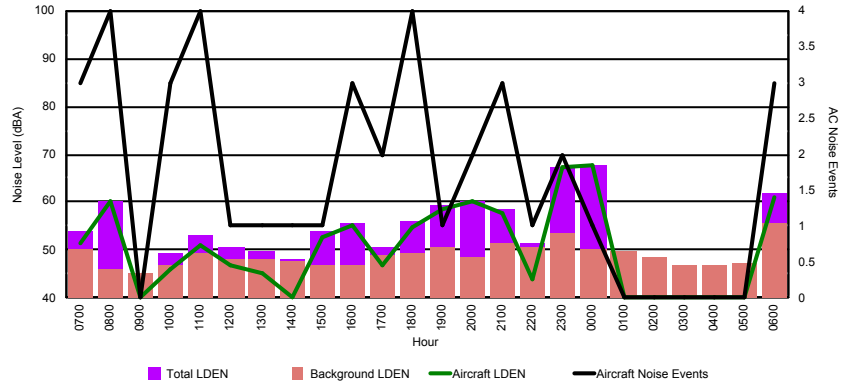

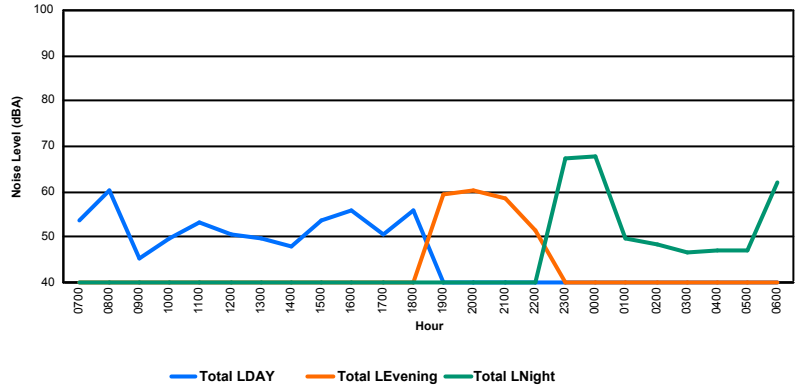

LE GOUVERNEMENT
DU GRAND-DUCHÉ DE LUXEMBOURG
Administration de la navigation aérienne

Luxembourg Airport

Noise Distribution by Hour

Between 23/08/2019 00:00:00 and 23/08/2019 23:59:59 (Local Time)

Day	Aircraft Events	Total LDEN dB (A)	Aircraft LDEN dB(A)	Background LDEN dB(A)	Total LDay dB(A)	Total LEvening dB(A)	Total LNight dB (A)
23/08/19 7:00	4	61.2	60.7	51.8	61.2	-	-
23/08/19 8:00	4	68.0	67.9	51.0	68.0	-	-
23/08/19 9:00	2	56.3	55.5	49.0	56.3	-	-
23/08/19 10:00	7	59.3	58.2	50.4	59.3	-	-
23/08/19 11:00	10	68.0	67.8	55.1	68.0	-	-
23/08/19 12:00	7	70.2	70.2	52.0	70.2	-	-
23/08/19 13:00	4	61.6	61.2	51.2	61.6	-	-
23/08/19 14:00	6	60.6	60.1	50.9	60.6	-	-
23/08/19 15:00	9	64.7	64.5	52.1	64.7	-	-
23/08/19 16:00	6	65.0	64.8	51.2	65.0	-	-
23/08/19 17:00	5	60.7	58.8	56.3	60.7	-	-
23/08/19 18:00	14	66.1	65.9	52.3	66.1	-	-
23/08/19 19:00	7	69.6	69.3	56.7	-	69.6	-
23/08/19 20:00	2	69.1	68.9	55.9	-	69.1	-
23/08/19 21:00	6	69.5	69.3	57.1	-	69.5	-
23/08/19 22:00	2	71.1	71.0	55.5	-	71.1	-
23/08/19 23:00	2	76.8	76.7	58.6	-	-	76.8
24/08/19 0:00	1	79.5	79.5	55.6	-	-	79.5
24/08/19 1:00	-	54.4	-	54.4	-	-	54.4
24/08/19 2:00	-	54.0	-	54.0	-	-	54.0
24/08/19 3:00	-	51.9	-	51.9	-	-	51.9
24/08/19 4:00	-	53.5	-	53.5	-	-	53.5
24/08/19 5:00	1	60.5	58.6	55.8	-	-	60.5
24/08/19 6:00	11	75.5	75.4	59.5	-	-	75.5
	110	**70.2**	**70.1**	**54.7**	**65.2**	**69.9**	**73.4**

Location: DVOR NMT # 2

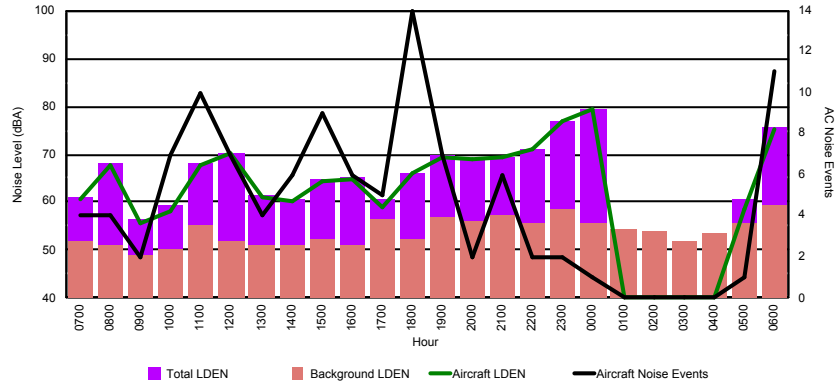

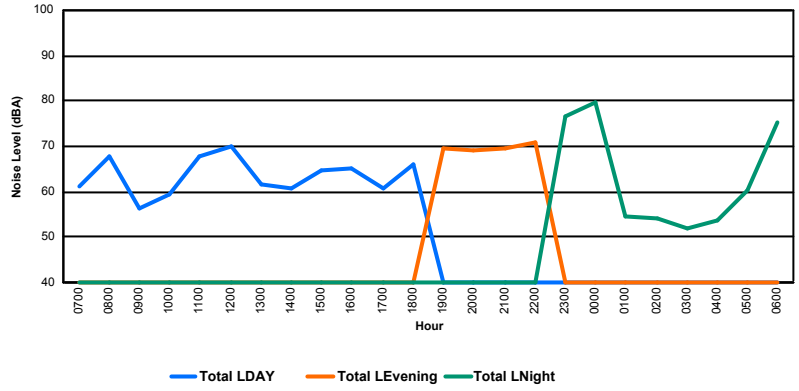

LE GOUVERNEMENT
DU GRAND-DUCHÉ DE LUXEMBOURG
Administration de la navigation aérienne

Luxembourg Airport

Noise Distribution by Hour

Between 23/08/2019 00:00:00 and 23/08/2019 23:59:59 (Local Time)

Day	Aircraft Events	Total LDEN dB (A)	Aircraft LDEN dB(A)	Background LDEN dB(A)	Total LDay dB(A)	Total LEvening dB(A)	Total LNight dB (A)
23/08/19 7:00	5	64.1	63.4	56.6	64.1	-	-
23/08/19 8:00	9	66.5	66.2	54.7	66.5	-	-
23/08/19 9:00	6	58.5	56.6	54.2	58.5	-	-
23/08/19 10:00	13	65.8	65.2	57.5	65.8	-	-
23/08/19 11:00	9	71.1	70.6	62.2	71.1	-	-
23/08/19 12:00	17	68.7	68.5	54.4	68.7	-	-
23/08/19 13:00	4	65.6	64.2	60.0	65.6	-	-
23/08/19 14:00	7	65.3	64.3	58.3	65.3	-	-
23/08/19 15:00	12	68.4	68.1	56.3	68.4	-	-
23/08/19 16:00	6	68.6	68.3	56.6	68.6	-	-
23/08/19 17:00	7	65.4	64.7	57.3	65.4	-	-
23/08/19 18:00	14	70.2	70.0	58.6	70.2	-	-
23/08/19 19:00	8	71.5	71.3	59.1	-	71.5	-
23/08/19 20:00	3	69.0	67.5	63.8	-	69.0	-
23/08/19 21:00	6	71.3	70.8	62.3	-	71.3	-
23/08/19 22:00	3	70.9	70.3	62.3	-	70.9	-
23/08/19 23:00	2	78.4	78.2	62.6	-	-	78.4
24/08/19 0:00	1	75.9	75.8	61.3	-	-	75.9
24/08/19 1:00	-	59.8	-	60.0	-	-	59.8
24/08/19 2:00	-	59.1	-	59.1	-	-	59.1
24/08/19 3:00	-	56.3	-	56.3	-	-	56.3
24/08/19 4:00	-	57.4	-	57.4	-	-	57.4
24/08/19 5:00	1	65.4	64.4	58.4	-	-	65.4
24/08/19 6:00	12	79.2	78.7	70.8	-	-	79.2
	145	**71.1**	**70.7**	**61.3**	**67.5**	**70.8**	**73.9**

Location: Mid Runway NMT # 3

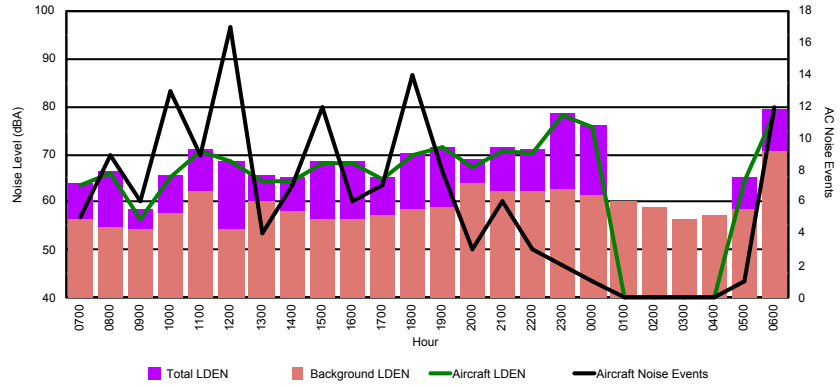

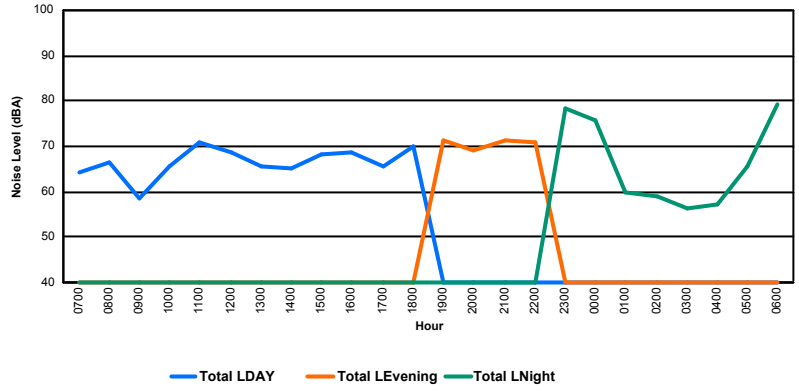

LE GOUVERNEMENT
DU GRAND-DUCHÉ DE LUXEMBOURG
Administration de la navigation aérienne

Luxembourg Airport

Noise Distribution by Hour

Between 23/08/2019 00:00:00 and 23/08/2019 23:59:59 (Local Time)

Day	Aircraft Events	Total LDEN dB (A)	Aircraft LDEN dB(A)	Background LDEN dB(A)	Total LDay dB(A)	Total LEvening dB(A)	Total LNight dB (A)
23/08/19 7:00	2	64.6	53.2	67.3	64.6	-	-
23/08/19 8:00	13	69.0	67.7	79.9	69.0	-	-
23/08/19 9:00	16	67.7	66.3	62.6	67.7	-	-
23/08/19 10:00	16	66.3	64.3	62.3	66.3	-	-
23/08/19 11:00	8	69.7	69.0	61.8	69.7	-	-
23/08/19 12:00	11	65.1	62.7	61.6	65.1	-	-
23/08/19 13:00	8	66.9	65.5	61.8	66.9	-	-
23/08/19 14:00	9	66.6	65.0	61.6	66.6	-	-
23/08/19 15:00	8	67.0	65.8	60.9	67.0	-	-
23/08/19 16:00	8	65.3	63.5	60.7	65.3	-	-
23/08/19 17:00	13	67.5	66.6	60.7	67.5	-	-
23/08/19 18:00	10	65.9	64.2	61.1	65.9	-	-
23/08/19 19:00	3	67.3	62.4	65.7	-	67.3	-
23/08/19 20:00	7	73.2	72.6	64.7	-	73.2	-
23/08/19 21:00	6	71.3	70.2	65.1	-	71.3	-
23/08/19 22:00	14	71.2	70.0	66.0	-	71.2	-
23/08/19 23:00	2	71.5	67.2	69.7	-	-	71.5
24/08/19 0:00	-	67.9	-	69.1	-	-	67.9
24/08/19 1:00	-	67.2	-	68.2	-	-	67.2
24/08/19 2:00	-	66.6	-	67.5	-	-	66.6
24/08/19 3:00	-	65.0	-	65.3	-	-	65.0
24/08/19 4:00	-	67.0	-	67.7	-	-	67.0
24/08/19 5:00	-	69.2	-	70.4	-	-	69.2
24/08/19 6:00	4	78.5	78.0	71.3	-	-	78.5
	158	**69.8**	**68.0**	**69.1**	**67.1**	**71.2**	**71.7**

Location: NDB-Hamm NMT # 4

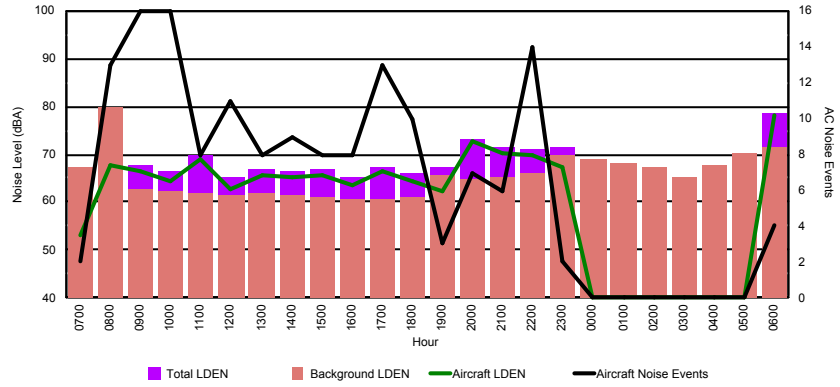

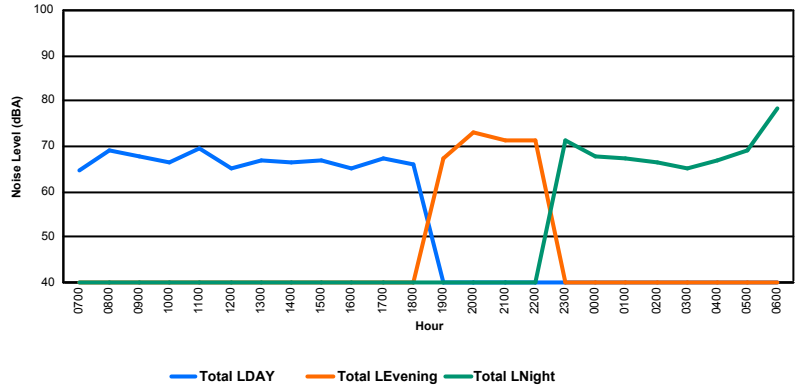

LE GOUVERNEMENT
DU GRAND-DUCHÉ DE LUXEMBOURG
Administration de la navigation aérienne

Luxembourg Airport

Noise Distribution by Hour

Between 24/08/2019 00:00:00 and 24/08/2019 23:59:59 (Local Time)

Day	Aircraft Events	Total LDEN dB (A)	Aircraft LDEN dB(A)	Background LDEN dB(A)	Total LDay dB(A)	Total LEvening dB(A)	Total LNight dB (A)
24/08/19 7:00	3	48.1	45.5	44.9	48.1	-	-
24/08/19 8:00	3	57.7	57.5	42.8	57.7	-	-
24/08/19 9:00	-	40.6	-	40.6	40.6	-	-
24/08/19 10:00	3	55.7	55.2	45.6	55.7	-	-
24/08/19 11:00	4	58.7	58.3	48.4	58.7	-	-
24/08/19 12:00	1	55.6	55.3	43.6	55.6	-	-
24/08/19 13:00	3	52.0	50.4	47.2	52.0	-	-
24/08/19 14:00	4	55.3	54.4	48.1	55.3	-	-
24/08/19 15:00	-	43.8	-	43.8	43.8	-	-
24/08/19 16:00	1	54.6	54.1	44.8	54.6	-	-
24/08/19 17:00	1	55.4	54.4	48.7	55.4	-	-
24/08/19 18:00	2	51.0	46.2	49.3	51.0	-	-
24/08/19 19:00	1	60.5	60.1	50.1	-	60.5	-
24/08/19 20:00	2	61.7	61.3	50.2	-	61.7	-
24/08/19 21:00	-	48.9	-	48.9	-	48.9	-
24/08/19 22:00	3	59.7	59.2	50.6	-	59.7	-
24/08/19 23:00	1	63.2	62.7	53.4	-	-	63.2
25/08/19 0:00	-	51.3	-	51.3	-	-	51.3
25/08/19 1:00	-	50.4	-	50.4	-	-	50.4
25/08/19 2:00	-	46.4	-	46.4	-	-	46.4
25/08/19 3:00	-	44.3	-	44.3	-	-	44.3
25/08/19 4:00	-	43.9	-	43.9	-	-	43.9
25/08/19 5:00	-	44.8	-	44.8	-	-	44.8
25/08/19 6:00	5	68.4	68.2	54.2	-	-	68.4
	37	**58.3**	**57.8**	**48.7**	**54.6**	**59.6**	**60.7**

Location: Roodt/Syr NMT # 1

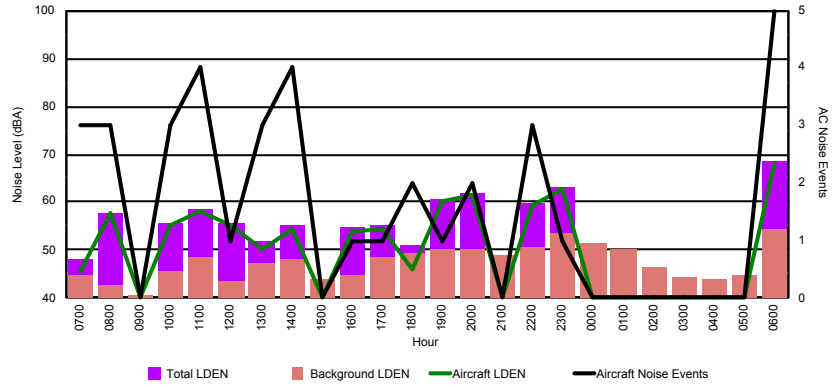

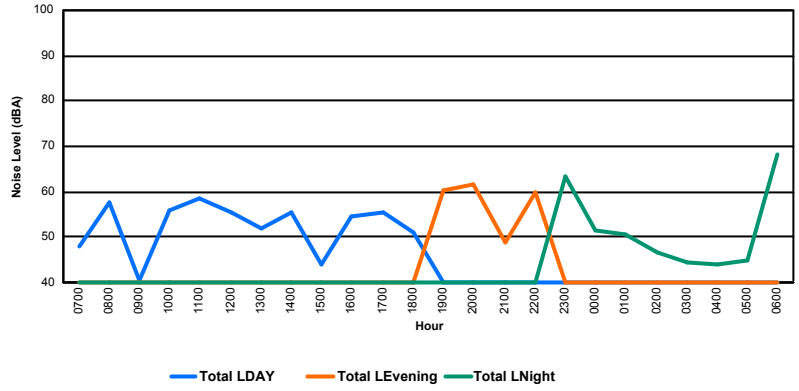

LE GOUVERNEMENT
DU GRAND-DUCHÉ DE LUXEMBOURG
Administration de la navigation aérienne

Luxembourg Airport

Noise Distribution by Hour

Between 24/08/2019 00:00:00 and 24/08/2019 23:59:59 (Local Time)

Day	Aircraft Events	Total LDEN dB (A)	Aircraft LDEN dB(A)	Background LDEN dB(A)	Total LDay dB(A)	Total LEvening dB(A)	Total LNight dB (A)
24/08/19 7:00	6	57.1	56.5	47.9	57.1	-	-
24/08/19 8:00	3	67.9	67.9	48.0	67.9	-	-
24/08/19 9:00	2	51.9	50.3	47.0	51.9	-	-
24/08/19 10:00	5	65.5	65.4	48.3	65.5	-	-
24/08/19 11:00	8	67.9	67.9	49.8	67.9	-	-
24/08/19 12:00	3	67.9	67.9	49.6	67.9	-	-
24/08/19 13:00	10	64.3	64.1	51.0	64.3	-	-
24/08/19 14:00	6	65.6	65.4	50.1	65.6	-	-
24/08/19 15:00	5	57.9	57.3	49.7	57.9	-	-
24/08/19 16:00	4	65.5	65.4	49.4	65.5	-	-
24/08/19 17:00	4	66.3	66.2	50.7	66.3	-	-
24/08/19 18:00	7	62.5	62.1	51.2	62.5	-	-
24/08/19 19:00	2	70.3	70.2	55.8	-	70.3	-
24/08/19 20:00	3	72.7	72.6	55.4	-	72.7	-
24/08/19 21:00	1	61.4	60.4	54.6	-	61.4	-
24/08/19 22:00	3	68.8	68.6	55.2	-	68.8	-
24/08/19 23:00	1	72.7	72.5	58.9	-	-	72.7
25/08/19 0:00	-	57.1	-	57.1	-	-	57.1
25/08/19 1:00	-	55.8	-	55.8	-	-	55.8
25/08/19 2:00	-	53.1	-	53.1	-	-	53.1
25/08/19 3:00	-	53.3	-	53.3	-	-	53.3
25/08/19 4:00	-	51.8	-	51.8	-	-	51.8
25/08/19 5:00	-	53.4	-	53.4	-	-	53.4
25/08/19 6:00	10	80.2	80.2	57.2	-	-	80.2
	83	**69.3**	**69.2**	**53.5**	**65.1**	**69.8**	**71.9**

Location: DVOR NMT # 2

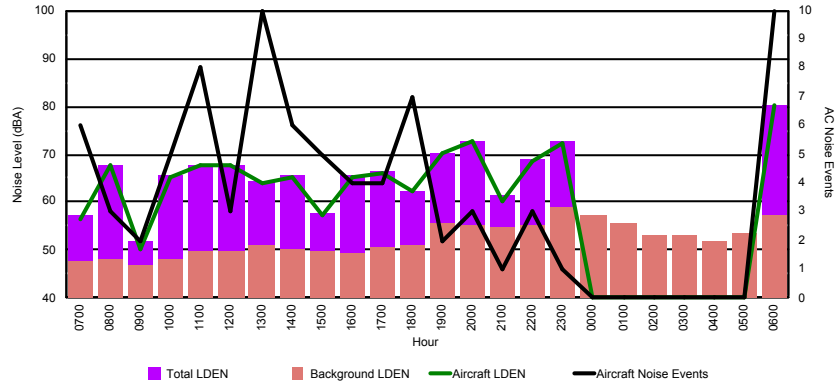

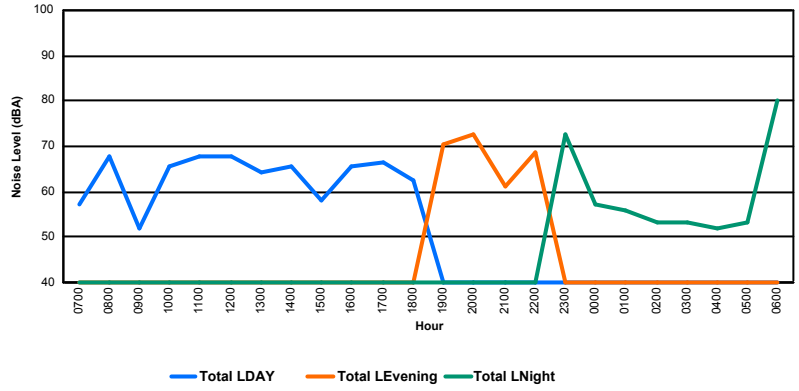

LE GOUVERNEMENT
DU GRAND-DUCHÉ DE LUXEMBOURG
Administration de la navigation aérienne

Luxembourg Airport

Noise Distribution by Hour

Between 24/08/2019 00:00:00 and 24/08/2019 23:59:59 (Local Time)

Day	Aircraft Events	Total LDEN dB (A)	Aircraft LDEN dB(A)	Background LDEN dB(A)	Total LDay dB(A)	Total LEvening dB(A)	Total LNight dB (A)
24/08/19 7:00	9	60.6	59.9	53.4	60.6	-	-
24/08/19 8:00	5	67.9	67.4	57.5	67.9	-	-
24/08/19 9:00	2	58.8	57.1	54.0	58.8	-	-
24/08/19 10:00	6	68.9	68.4	59.0	68.9	-	-
24/08/19 11:00	9	68.0	67.8	55.9	68.0	-	-
24/08/19 12:00	7	66.3	66.1	53.0	66.3	-	-
24/08/19 13:00	10	67.3	67.0	55.5	67.3	-	-
24/08/19 14:00	7	71.2	64.0	70.3	71.2	-	-
24/08/19 15:00	6	62.1	61.4	54.4	62.1	-	-
24/08/19 16:00	8	65.8	65.5	54.9	65.8	-	-
24/08/19 17:00	5	67.5	67.3	54.1	67.5	-	-
24/08/19 18:00	8	67.5	67.1	56.5	67.5	-	-
24/08/19 19:00	2	68.7	68.3	59.0	-	68.7	-
24/08/19 20:00	7	72.6	72.2	62.1	-	72.6	-
24/08/19 21:00	1	64.0	62.9	57.7	-	64.0	-
24/08/19 22:00	3	69.9	69.5	59.4	-	69.9	-
24/08/19 23:00	1	71.6	68.7	68.4	-	-	71.6
25/08/19 0:00	-	51.5	-	51.5	-	-	51.5
25/08/19 1:00	-	52.3	-	52.3	-	-	52.3
25/08/19 2:00	-	52.1	-	52.1	-	-	52.1
25/08/19 3:00	-	53.6	-	53.6	-	-	53.6
25/08/19 4:00	-	54.8	-	54.8	-	-	54.8
25/08/19 5:00	-	58.8	-	58.8	-	-	58.8
25/08/19 6:00	10	80.0	79.4	71.5	-	-	80.0
	106	**69.5**	**68.6**	**62.4**	**67.1**	**69.8**	**71.6**

Location: Mid Runway NMT # 3

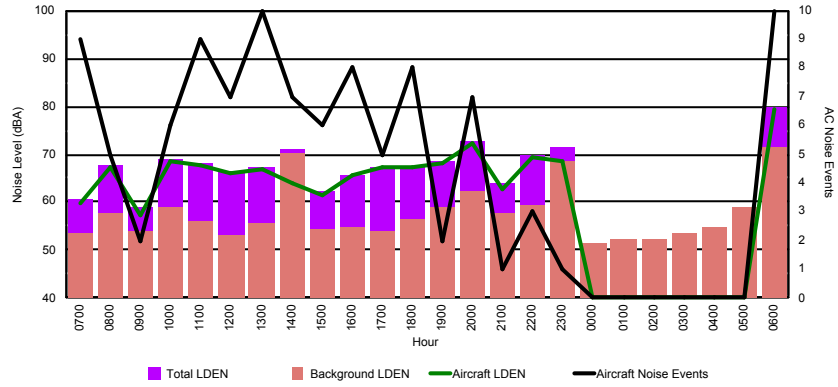

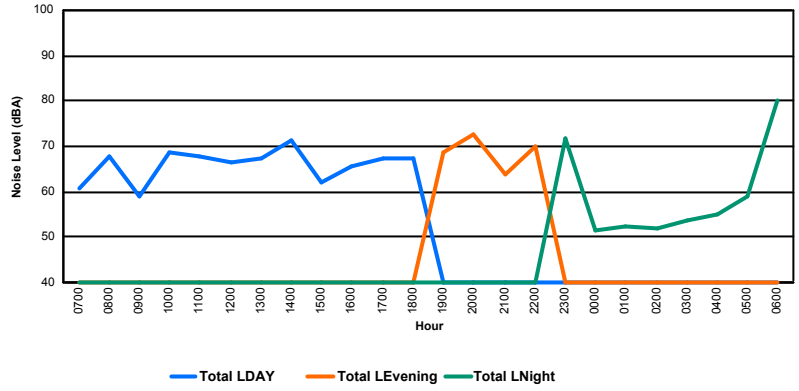

LE GOUVERNEMENT
DU GRAND-DUCHÉ DE LUXEMBOURG
Administration de la navigation aérienne

Luxembourg Airport

Noise Distribution by Hour

Between 24/08/2019 00:00:00 and 24/08/2019 23:59:59 (Local Time)

Day	Aircraft Events	Total LDEN dB (A)	Aircraft LDEN dB(A)	Background LDEN dB(A)	Total LDay dB(A)	Total LEvening dB(A)	Total LNight dB (A)
24/08/19 7:00	3	59.3	48.4	60.7	59.3	-	-
24/08/19 8:00	4	66.0	65.0	60.6	66.0	-	-
24/08/19 9:00	6	66.1	65.2	59.3	66.1	-	-
24/08/19 10:00	8	64.4	62.9	59.2	64.4	-	-
24/08/19 11:00	4	64.5	63.6	57.2	64.5	-	-
24/08/19 12:00	10	64.2	63.3	57.0	64.2	-	-
24/08/19 13:00	7	63.9	62.7	57.7	63.9	-	-
24/08/19 14:00	5	68.5	68.2	57.0	68.5	-	-
24/08/19 15:00	5	67.0	66.5	57.4	67.0	-	-
24/08/19 16:00	3	64.3	63.2	57.4	64.3	-	-
24/08/19 17:00	10	65.8	65.0	58.2	65.8	-	-
24/08/19 18:00	8	64.4	63.2	58.6	64.4	-	-
24/08/19 19:00	4	70.0	69.0	63.2	-	70.0	-
24/08/19 20:00	6	69.8	68.7	63.4	-	69.8	-
24/08/19 21:00	5	68.3	66.2	64.4	-	68.3	-
24/08/19 22:00	8	69.9	68.5	64.7	-	69.9	-
24/08/19 23:00	4	75.5	74.5	68.7	-	-	75.5
25/08/19 0:00	-	68.5	-	69.8	-	-	68.5
25/08/19 1:00	-	66.5	-	67.7	-	-	66.5
25/08/19 2:00	-	64.1	-	65.0	-	-	64.1
25/08/19 3:00	-	64.4	-	64.6	-	-	64.4
25/08/19 4:00	-	63.7	-	63.7	-	-	63.7
25/08/19 5:00	-	64.8	-	64.9	-	-	64.8
25/08/19 6:00	3	77.0	76.5	67.9	-	-	77.0
	103	**68.9**	**67.4**	**63.9**	**65.3**	**69.6**	**71.3**

Location: NDB-Hamm NMT # 4

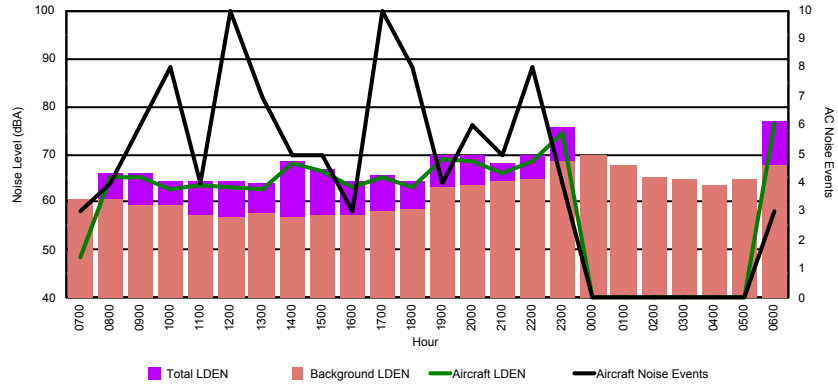

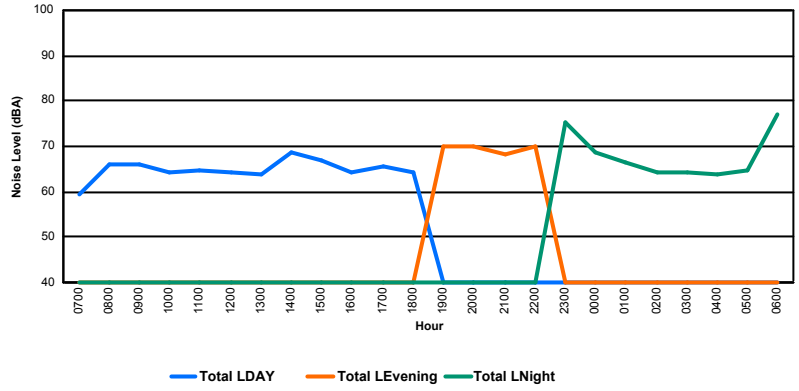

LE GOUVERNEMENT
DU GRAND-DUCHÉ DE LUXEMBOURG
Administration de la navigation aérienne

Luxembourg Airport

Noise Distribution by Hour

Between 25/08/2019 00:00:00 and 25/08/2019 23:59:59 (Local Time)

Day	Aircraft Events	Total LDEN dB (A)	Aircraft LDEN dB(A)	Background LDEN dB(A)	Total LDay dB(A)	Total LEvening dB(A)	Total LNight dB (A)
25/08/19 7:00	-	42.2	-	42.2	42.2	-	-
25/08/19 8:00	-	45.7	-	45.7	45.7	-	-
25/08/19 9:00	1	48.6	46.1	45.0	48.6	-	-
25/08/19 10:00	7	62.2	62.0	49.0	62.2	-	-
25/08/19 11:00	2	49.0	46.9	45.2	49.0	-	-
25/08/19 12:00	2	57.1	56.7	46.4	57.1	-	-
25/08/19 13:00	1	54.0	53.0	47.1	54.0	-	-
25/08/19 14:00	1	56.1	55.8	44.5	56.1	-	-
25/08/19 15:00	-	47.2	-	47.2	47.2	-	-
25/08/19 16:00	1	48.3	46.9	42.8	48.3	-	-
25/08/19 17:00	4	51.8	50.1	47.0	51.8	-	-
25/08/19 18:00	5	59.2	58.9	48.1	59.2	-	-
25/08/19 19:00	5	64.0	63.6	53.9	-	64.0	-
25/08/19 20:00	3	59.2	58.6	50.4	-	59.2	-
25/08/19 21:00	4	60.4	59.4	53.9	-	60.4	-
25/08/19 22:00	1	59.9	59.0	52.4	-	59.9	-
25/08/19 23:00	-	55.8	-	55.8	-	-	55.8
26/08/19 0:00	-	52.7	-	52.7	-	-	52.7
26/08/19 1:00	-	47.8	-	47.8	-	-	47.8
26/08/19 2:00	-	46.0	-	46.0	-	-	46.0
26/08/19 3:00	-	47.0	-	47.0	-	-	47.0
26/08/19 4:00	-	44.0	-	44.0	-	-	44.0
26/08/19 5:00	-	45.9	-	45.9	-	-	45.9
26/08/19 6:00	6	63.9	63.3	55.8	-	-	63.9
	43	**57.3**	**56.4**	**50.1**	**55.4**	**61.3**	**56.1**

Location: Roodt/Syr NMT # 1

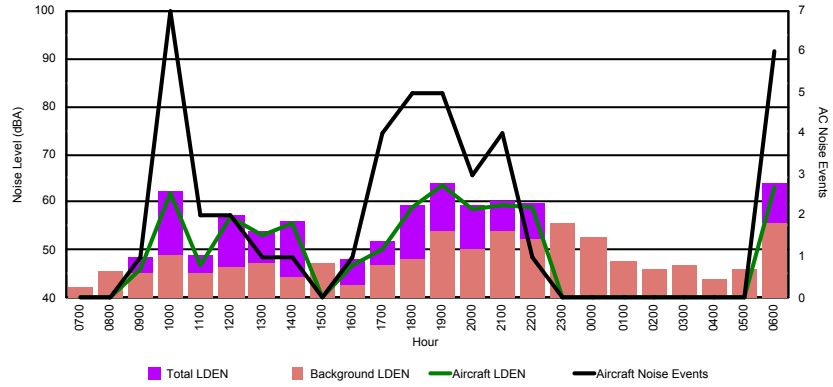

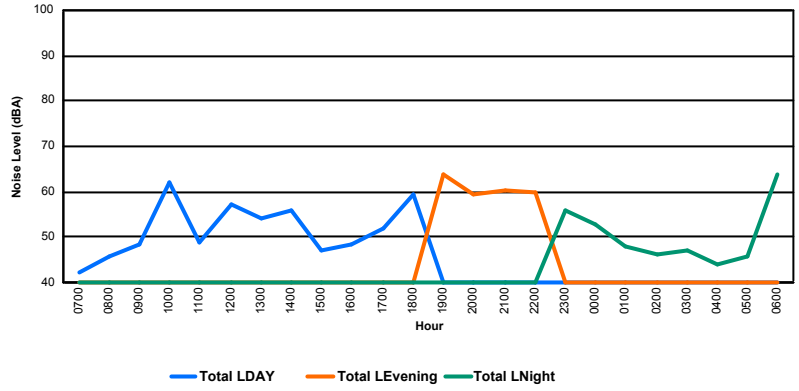

LE GOUVERNEMENT
DU GRAND-DUCHÉ DE LUXEMBOURG
Administration de la navigation aérienne

Luxembourg Airport

Noise Distribution by Hour

Between 25/08/2019 00:00:00 and 25/08/2019 23:59:59 (Local Time)

Day	Aircraft Events	Total LDEN dB (A)	Aircraft LDEN dB(A)	Background LDEN dB(A)	Total LDay dB(A)	Total LEvening dB(A)	Total LNight dB (A)
25/08/19 7:00	5	53.8	53.2	45.5	53.8	-	-
25/08/19 8:00	3	52.9	52.1	45.5	52.9	-	-
25/08/19 9:00	3	57.7	57.3	47.0	57.7	-	-
25/08/19 10:00	12	72.8	72.8	49.6	72.8	-	-
25/08/19 11:00	3	57.6	57.2	47.6	57.6	-	-
25/08/19 12:00	7	67.6	67.6	49.8	67.6	-	-
25/08/19 13:00	9	64.6	64.5	49.2	64.6	-	-
25/08/19 14:00	4	67.1	67.0	48.5	67.1	-	-
25/08/19 15:00	4	59.9	59.5	49.2	59.9	-	-
25/08/19 16:00	4	60.5	60.3	47.5	60.5	-	-
25/08/19 17:00	6	61.3	61.2	47.8	61.3	-	-
25/08/19 18:00	12	71.6	71.6	49.9	71.6	-	-
25/08/19 19:00	10	75.3	75.3	54.8	-	75.3	-
25/08/19 20:00	5	69.9	69.8	52.9	-	69.9	-
25/08/19 21:00	6	75.0	74.9	56.3	-	75.0	-
25/08/19 22:00	1	71.5	71.4	56.0	-	71.5	-
25/08/19 23:00	-	58.1	-	58.1	-	-	58.1
26/08/19 0:00	-	58.1	-	58.1	-	-	58.1
26/08/19 1:00	1	59.4	54.0	58.0	-	-	59.4
26/08/19 2:00	-	56.8	-	56.8	-	-	56.8
26/08/19 3:00	-	55.9	-	55.9	-	-	55.9
26/08/19 4:00	-	53.1	-	53.1	-	-	53.1
26/08/19 5:00	-	57.7	-	57.7	-	-	57.7
26/08/19 6:00	12	74.3	74.1	62.1	-	-	74.3
	107	**68.6**	**68.4**	**54.9**	**66.4**	**73.5**	**65.8**

Location: DVOR NMT # 2

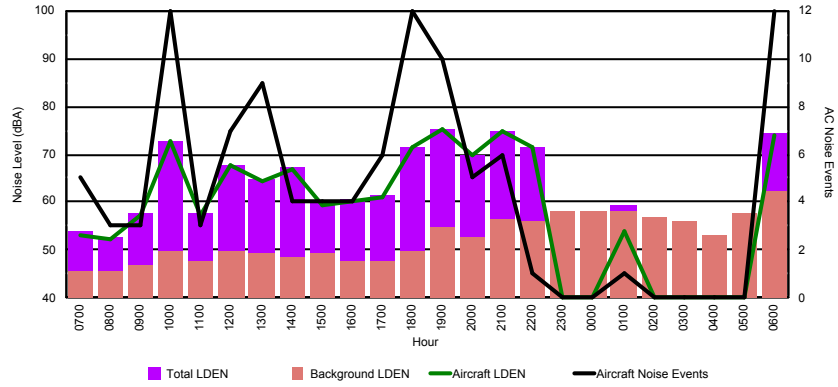

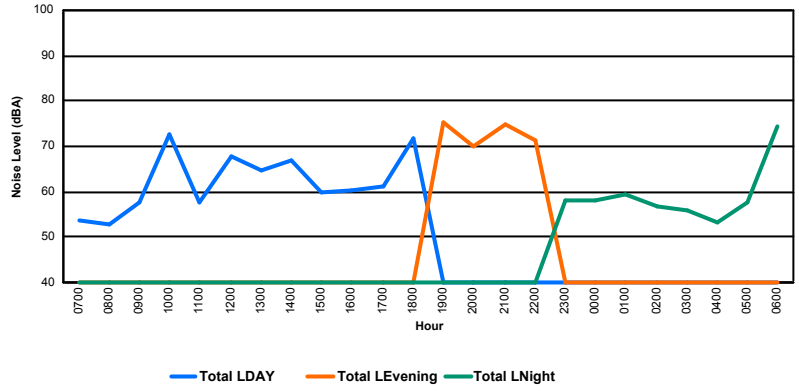

LE GOUVERNEMENT
DU GRAND-DUCHÉ DE LUXEMBOURG
Administration de la navigation aérienne

Luxembourg Airport

Noise Distribution by Hour

Between 25/08/2019 00:00:00 and 25/08/2019 23:59:59 (Local Time)

Day	Aircraft Events	Total LDEN dB (A)	Aircraft LDEN dB(A)	Background LDEN dB(A)	Total LDay dB(A)	Total LEvening dB(A)	Total LNight dB (A)
25/08/19 7:00	6	59.9	58.7	53.8	59.9	-	-
25/08/19 8:00	7	63.2	62.8	53.0	63.2	-	-
25/08/19 9:00	6	69.6	69.4	56.2	69.6	-	-
25/08/19 10:00	12	72.3	72.2	57.5	72.3	-	-
25/08/19 11:00	6	64.3	62.7	59.2	64.3	-	-
25/08/19 12:00	8	69.8	69.1	61.8	69.8	-	-
25/08/19 13:00	11	65.5	64.8	57.3	65.5	-	-
25/08/19 14:00	7	72.5	71.7	64.8	72.5	-	-
25/08/19 15:00	10	68.2	67.1	61.7	68.2	-	-
25/08/19 16:00	6	65.9	64.2	61.1	65.9	-	-
25/08/19 17:00	10	68.4	66.6	64.1	68.4	-	-
25/08/19 18:00	17	73.4	70.3	70.6	73.4	-	-
25/08/19 19:00	11	75.7	74.0	71.0	-	75.7	-
25/08/19 20:00	7	71.4	69.6	66.7	-	71.4	-
25/08/19 21:00	9	75.0	74.4	66.8	-	75.0	-
25/08/19 22:00	2	72.8	69.4	70.7	-	72.8	-
25/08/19 23:00	-	73.7	-	73.9	-	-	73.7
26/08/19 0:00	1	69.7	63.7	68.8	-	-	69.7
26/08/19 1:00	1	66.7	59.6	65.9	-	-	66.7
26/08/19 2:00	-	64.3	-	64.4	-	-	64.3
26/08/19 3:00	-	58.0	-	58.0	-	-	58.0
26/08/19 4:00	-	55.4	-	55.4	-	-	55.4
26/08/19 5:00	-	63.5	-	63.5	-	-	63.5
26/08/19 6:00	15	77.4	76.8	69.1	-	-	77.4
	152	**71.0**	**69.2**	**66.5**	**69.3**	**74.0**	**70.9**

Location: Mid Runway NMT # 3

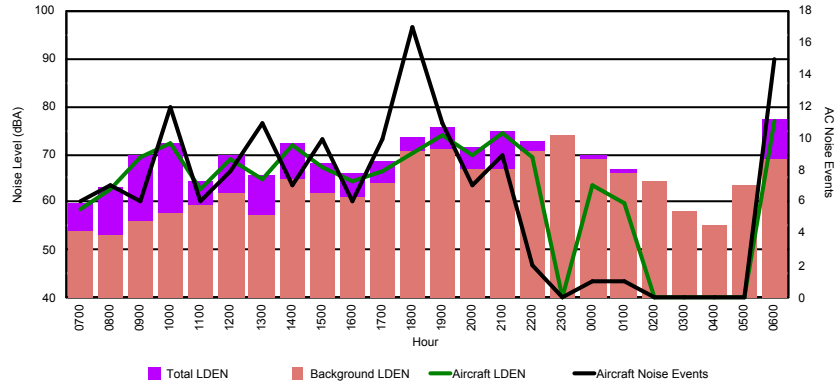

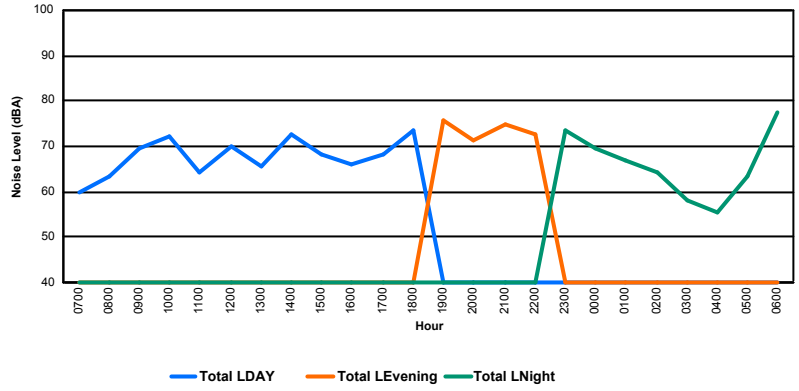

LE GOUVERNEMENT
DU GRAND-DUCHÉ DE LUXEMBOURG
Administration de la navigation aérienne

Luxembourg Airport

Noise Distribution by Hour

Between 25/08/2019 00:00:00 and 25/08/2019 23:59:59 (Local Time)

Day	Aircraft Events	Total LDEN dB (A)	Aircraft LDEN dB(A)	Background LDEN dB(A)	Total LDay dB(A)	Total LEvening dB(A)	Total LNight dB (A)
25/08/19 7:00	-	54.9	-	55.1	54.9	-	-
25/08/19 8:00	5	68.8	68.5	56.4	68.8	-	-
25/08/19 9:00	6	66.4	66.0	56.6	66.4	-	-
25/08/19 10:00	3	60.5	58.6	56.1	60.5	-	-
25/08/19 11:00	7	67.7	67.3	56.8	67.7	-	-
25/08/19 12:00	5	64.1	63.1	57.2	64.1	-	-
25/08/19 13:00	4	60.4	57.8	57.0	60.4	-	-
25/08/19 14:00	10	70.5	70.2	57.7	70.5	-	-
25/08/19 15:00	9	66.5	65.9	57.5	66.5	-	-
25/08/19 16:00	8	66.6	66.2	56.9	66.6	-	-
25/08/19 17:00	12	66.7	66.3	57.1	66.7	-	-
25/08/19 18:00	9	66.1	65.5	57.8	66.1	-	-
25/08/19 19:00	9	70.5	69.7	62.8	-	70.5	-
25/08/19 20:00	6	72.9	72.6	62.1	-	72.9	-
25/08/19 21:00	5	71.2	70.6	62.5	-	71.2	-
25/08/19 22:00	12	71.5	71.0	62.3	-	71.5	-
25/08/19 23:00	7	76.8	76.4	66.4	-	-	76.8
26/08/19 0:00	1	73.0	72.1	66.6	-	-	73.0
26/08/19 1:00	1	63.5	49.4	64.0	-	-	63.5
26/08/19 2:00	-	63.5	-	64.2	-	-	63.5
26/08/19 3:00	-	64.0	-	64.1	-	-	64.0
26/08/19 4:00	-	66.9	-	67.6	-	-	66.9
26/08/19 5:00	-	70.5	-	71.9	-	-	70.5
26/08/19 6:00	4	78.0	76.7	75.1	-	-	78.0
	123	**70.4**	**69.3**	**65.4**	**66.4**	**71.6**	**72.8**

Location: NDB-Hamm NMT # 4

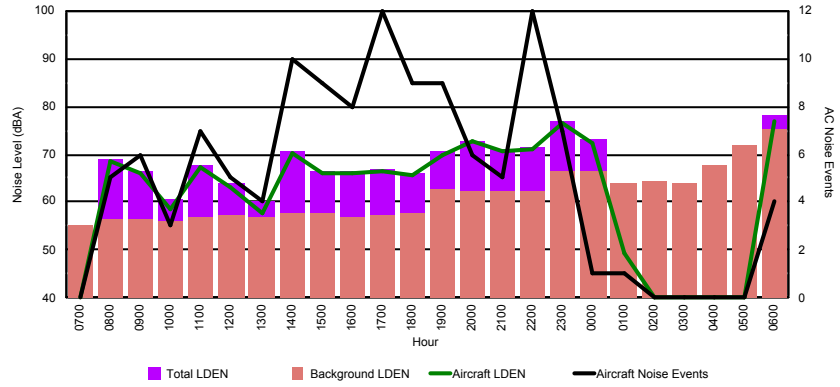

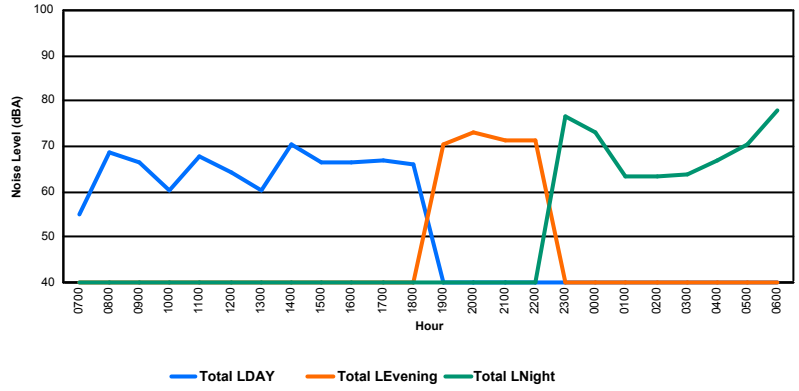

LE GOUVERNEMENT
DU GRAND-DUCHÉ DE LUXEMBOURG
Administration de la navigation aérienne

Luxembourg Airport

Noise Distribution by Hour

Between 26/08/2019 00:00:00 and 26/08/2019 23:59:59 (Local Time)

Day	Aircraft Events	Total LDEN dB (A)	Aircraft LDEN dB(A)	Background LDEN dB(A)	Total LDay dB(A)	Total LEvening dB(A)	Total LNight dB (A)
26/08/19 7:00	4	59.3	58.9	48.7	59.3	-	-
26/08/19 8:00	1	47.2	42.7	45.3	47.2	-	-
26/08/19 9:00	1	54.4	53.8	45.1	54.4	-	-
26/08/19 10:00	4	51.6	48.0	49.2	51.6	-	-
26/08/19 11:00	3	52.5	50.2	48.7	52.5	-	-
26/08/19 12:00	1	47.3	43.8	44.8	47.3	-	-
26/08/19 13:00	1	48.0	44.7	45.3	48.0	-	-
26/08/19 14:00	2	54.9	54.2	46.4	54.9	-	-
26/08/19 15:00	1	49.7	47.6	45.5	49.7	-	-
26/08/19 16:00	4	54.4	53.7	46.9	54.4	-	-
26/08/19 17:00	3	51.3	50.1	45.1	51.3	-	-
26/08/19 18:00	1	50.5	47.8	47.1	50.5	-	-
26/08/19 19:00	2	61.6	61.0	52.3	-	61.6	-
26/08/19 20:00	2	54.0	51.9	50.0	-	54.0	-
26/08/19 21:00	5	64.0	63.6	53.7	-	64.0	-
26/08/19 22:00	2	61.0	60.5	51.3	-	61.0	-
26/08/19 23:00	2	62.9	62.0	56.0	-	-	62.9
27/08/19 0:00	-	52.0	-	52.0	-	-	52.0
27/08/19 1:00	-	47.9	-	47.9	-	-	47.9
27/08/19 2:00	-	47.2	-	47.2	-	-	47.2
27/08/19 3:00	-	43.4	-	43.4	-	-	43.4
27/08/19 4:00	-	45.8	-	45.8	-	-	45.8
27/08/19 5:00	-	49.4	-	49.4	-	-	49.4
27/08/19 6:00	5	60.8	58.8	56.5	-	-	60.8
	44	**56.8**	**55.8**	**50.1**	**53.3**	**61.4**	**56.5**

Location: Roodt/Syr NMT # 1

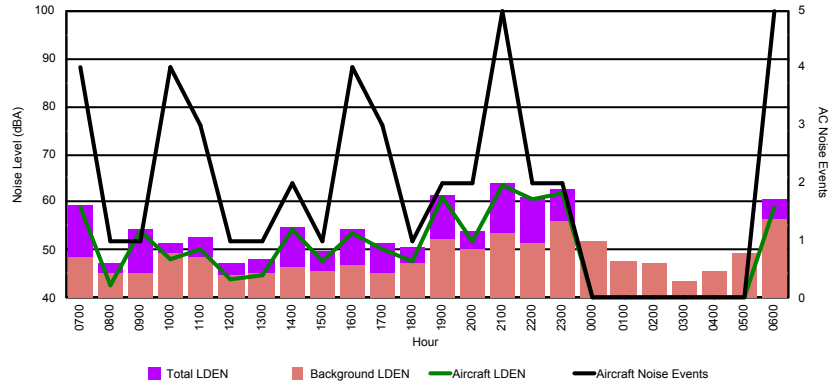

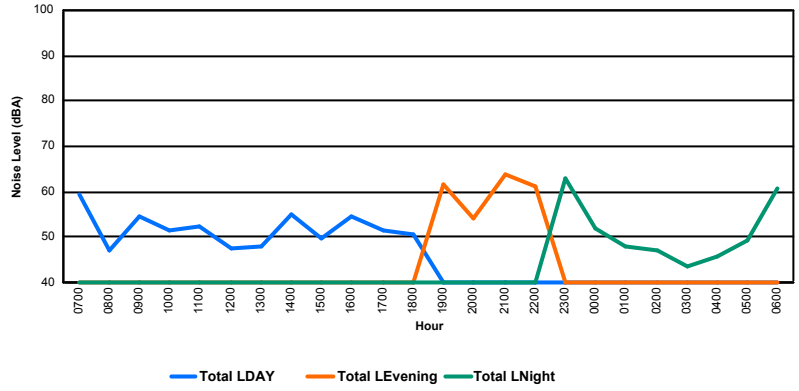

LE GOUVERNEMENT
DU GRAND-DUCHÉ DE LUXEMBOURG
Administration de la navigation aérienne

Luxembourg Airport

Noise Distribution by Hour

Between 26/08/2019 00:00:00 and 26/08/2019 23:59:59 (Local Time)

Day	Aircraft Events	Total LDEN dB (A)	Aircraft LDEN dB(A)	Background LDEN dB(A)	Total LDay dB(A)	Total LEvening dB(A)	Total LNight dB (A)
26/08/19 7:00	7	68.5	68.4	51.0	68.5	-	-
26/08/19 8:00	4	60.1	59.7	49.7	60.1	-	-
26/08/19 9:00	3	65.3	65.2	48.7	65.3	-	-
26/08/19 10:00	9	60.5	60.1	49.6	60.5	-	-
26/08/19 11:00	7	60.1	59.5	50.9	60.1	-	-
26/08/19 12:00	5	60.7	60.3	49.8	60.7	-	-
26/08/19 13:00	6	57.8	57.0	50.5	57.8	-	-
26/08/19 14:00	6	67.5	67.3	50.7	67.5	-	-
26/08/19 15:00	4	61.1	60.6	50.4	61.1	-	-
26/08/19 16:00	9	64.1	63.9	51.2	64.1	-	-
26/08/19 17:00	5	62.0	61.7	50.4	62.0	-	-
26/08/19 18:00	12	63.2	62.9	51.3	63.2	-	-
26/08/19 19:00	7	74.2	74.1	55.9	-	74.2	-
26/08/19 20:00	5	64.1	63.7	53.6	-	64.1	-
26/08/19 21:00	7	74.3	74.3	55.8	-	74.3	-
26/08/19 22:00	2	69.9	69.8	55.2	-	69.9	-
26/08/19 23:00	2	72.4	72.1	59.0	-	-	72.4
27/08/19 0:00	-	57.0	-	57.0	-	-	57.0
27/08/19 1:00	-	54.8	-	54.8	-	-	54.8
27/08/19 2:00	-	54.7	-	54.7	-	-	54.7
27/08/19 3:00	-	52.9	-	52.9	-	-	52.9
27/08/19 4:00	-	53.9	-	53.9	-	-	53.9
27/08/19 5:00	-	57.5	-	57.5	-	-	57.5
27/08/19 6:00	14	72.8	72.4	62.5	-	-	72.8
	114	**67.4**	**67.2**	**54.8**	**63.8**	**72.1**	**66.8**

Location: DVOR NMT # 2

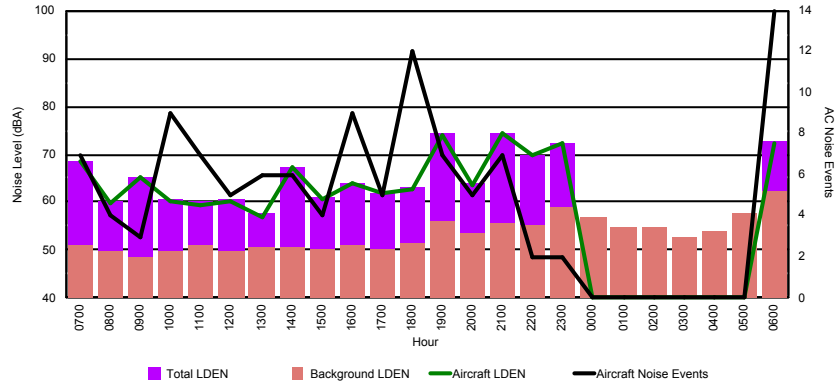

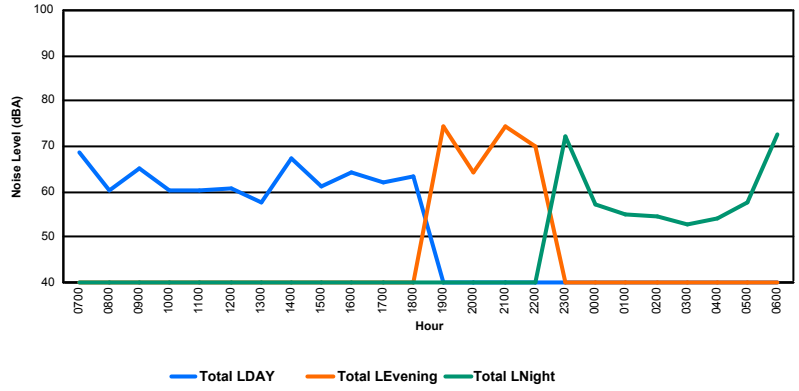

LE GOUVERNEMENT
DU GRAND-DUCHÉ DE LUXEMBOURG
Administration de la navigation aérienne

Luxembourg Airport

Noise Distribution by Hour

Between 26/08/2019 00:00:00 and 26/08/2019 23:59:59 (Local Time)

Day	Aircraft Events	Total LDEN dB (A)	Aircraft LDEN dB(A)	Background LDEN dB(A)	Total LDay dB(A)	Total LEvening dB(A)	Total LNight dB (A)
26/08/19 7:00	6	68.6	68.5	55.0	68.6	-	-
26/08/19 8:00	7	64.3	64.0	53.6	64.3	-	-
26/08/19 9:00	3	66.3	66.0	55.1	66.3	-	-
26/08/19 10:00	9	65.7	65.1	56.6	65.7	-	-
26/08/19 11:00	9	65.4	64.9	56.1	65.4	-	-
26/08/19 12:00	5	64.7	64.4	54.4	64.7	-	-
26/08/19 13:00	7	65.5	65.0	56.2	65.5	-	-
26/08/19 14:00	7	66.7	66.2	56.8	66.7	-	-
26/08/19 15:00	7	64.8	64.1	57.3	64.8	-	-
26/08/19 16:00	10	67.6	67.0	58.4	67.6	-	-
26/08/19 17:00	8	67.3	65.7	62.3	67.3	-	-
26/08/19 18:00	15	67.0	66.3	59.5	67.0	-	-
26/08/19 19:00	14	72.8	72.2	64.3	-	72.8	-
26/08/19 20:00	7	69.0	67.9	62.4	-	69.0	-
26/08/19 21:00	9	75.0	74.6	65.0	-	75.0	-
26/08/19 22:00	4	70.9	69.2	66.2	-	70.9	-
26/08/19 23:00	2	70.5	67.8	67.1	-	-	70.5
27/08/19 0:00	-	65.3	-	65.5	-	-	65.3
27/08/19 1:00	-	63.6	-	63.7	-	-	63.6
27/08/19 2:00	-	62.0	-	62.2	-	-	62.0
27/08/19 3:00	-	59.7	-	59.7	-	-	59.7
27/08/19 4:00	-	62.4	-	62.4	-	-	62.4
27/08/19 5:00	-	64.5	-	64.6	-	-	64.5
27/08/19 6:00	15	76.7	76.1	69.2	-	-	76.7
	144	**69.1**	**68.0**	**62.7**	**66.3**	**72.5**	**69.5**

Location: Mid Runway NMT # 3

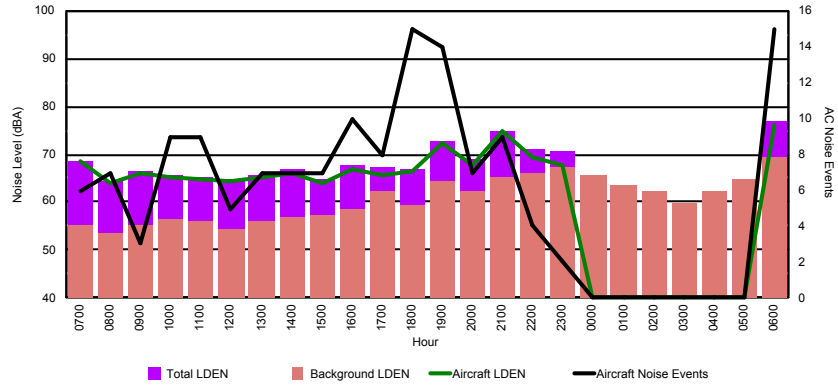

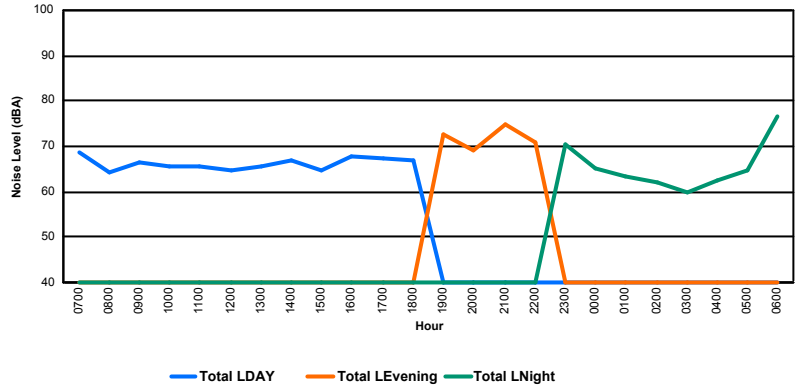

LE GOUVERNEMENT
DU GRAND-DUCHÉ DE LUXEMBOURG
Administration de la navigation aérienne

Luxembourg Airport

Noise Distribution by Hour

Between 26/08/2019 00:00:00 and 26/08/2019 23:59:59 (Local Time)

Day	Aircraft Events	Total LDEN dB (A)	Aircraft LDEN dB(A)	Background LDEN dB(A)	Total LDay dB(A)	Total LEvening dB(A)	Total LNight dB (A)
26/08/19 7:00	2	65.0	57.4	67.5	65.0	-	-
26/08/19 8:00	5	66.6	64.7	65.8	66.6	-	-
26/08/19 9:00	9	65.3	62.6	62.3	65.3	-	-
26/08/19 10:00	11	66.6	65.1	61.5	66.6	-	-
26/08/19 11:00	8	66.1	64.5	61.2	66.1	-	-
26/08/19 12:00	4	64.8	63.3	59.6	64.8	-	-
26/08/19 13:00	3	67.4	66.5	60.0	67.4	-	-
26/08/19 14:00	4	64.4	61.9	61.0	64.4	-	-
26/08/19 15:00	10	66.2	64.1	62.3	66.2	-	-
26/08/19 16:00	8	68.4	67.8	60.2	68.4	-	-
26/08/19 17:00	12	69.4	68.9	60.4	69.4	-	-
26/08/19 18:00	6	63.6	61.4	59.8	63.6	-	-
26/08/19 19:00	8	72.5	71.9	63.7	-	72.5	-
26/08/19 20:00	5	68.4	66.8	63.2	-	68.4	-
26/08/19 21:00	4	66.9	64.7	62.9	-	66.9	-
26/08/19 22:00	18	74.8	74.5	64.5	-	74.8	-
26/08/19 23:00	1	69.7	66.3	67.0	-	-	69.7
27/08/19 0:00	-	64.5	-	65.4	-	-	64.5
27/08/19 1:00	-	63.1	-	63.8	-	-	63.1
27/08/19 2:00	-	64.8	-	65.7	-	-	64.8
27/08/19 3:00	-	64.8	-	65.0	-	-	64.8
27/08/19 4:00	-	66.4	-	66.9	-	-	66.4
27/08/19 5:00	-	69.5	-	70.9	-	-	69.5
27/08/19 6:00	3	74.5	70.1	75.8	-	-	74.5
	121	**68.6**	**66.3**	**66.4**	**66.5**	**71.7**	**68.9**

Location: NDB-Hamm NMT # 4

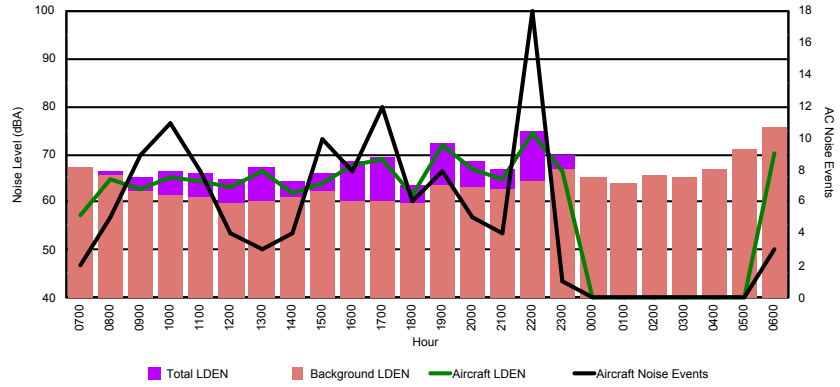

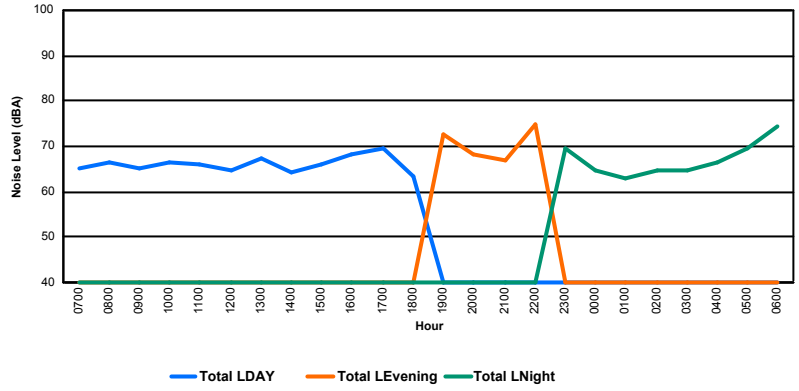

LE GOUVERNEMENT
DU GRAND-DUCHÉ DE LUXEMBOURG
Administration de la navigation aérienne

Luxembourg Airport

Noise Distribution by Hour

Between 27/08/2019 00:00:00 and 27/08/2019 23:59:59 (Local Time)

Day	Aircraft Events	Total LDEN dB (A)	Aircraft LDEN dB(A)	Background LDEN dB(A)	Total LDay dB(A)	Total LEvening dB(A)	Total LNight dB (A)
27/08/19 7:00	4	57.5	57.1	47.6	57.5	-	-
27/08/19 8:00	2	55.5	54.9	46.4	55.5	-	-
27/08/19 9:00	1	51.3	46.3	49.7	51.3	-	-
27/08/19 10:00	2	50.8	48.0	47.7	50.8	-	-
27/08/19 11:00	2	50.6	47.4	47.8	50.6	-	-
27/08/19 12:00	1	48.7	45.3	46.2	48.7	-	-
27/08/19 13:00	1	50.4	42.9	49.6	50.4	-	-
27/08/19 14:00	3	54.7	52.8	50.3	54.7	-	-
27/08/19 15:00	3	52.2	49.2	49.3	52.2	-	-
27/08/19 16:00	5	54.1	51.9	50.3	54.1	-	-
27/08/19 17:00	6	56.7	55.4	51.2	56.7	-	-
27/08/19 18:00	7	57.7	56.8	50.6	57.7	-	-
27/08/19 19:00	2	55.7	51.4	53.6	-	55.7	-
27/08/19 20:00	6	62.6	62.0	53.9	-	62.6	-
27/08/19 21:00	5	58.6	57.5	52.7	-	58.6	-
27/08/19 22:00	12	59.3	58.2	53.4	-	59.3	-
27/08/19 23:00	3	62.1	61.3	54.5	-	-	62.1
28/08/19 0:00	-	51.6	-	51.6	-	-	51.6
28/08/19 1:00	-	51.3	-	51.3	-	-	51.3
28/08/19 2:00	-	46.6	-	46.6	-	-	46.6
28/08/19 3:00	-	45.6	-	45.6	-	-	45.6
28/08/19 4:00	-	47.4	-	47.4	-	-	47.4
28/08/19 5:00	-	48.4	-	48.4	-	-	48.4
28/08/19 6:00	1	61.9	61.3	52.9	-	-	61.9
	66	**56.5**	**55.2**	**50.7**	**54.3**	**59.7**	**56.6**

Location: Roodt/Syr NMT # 1

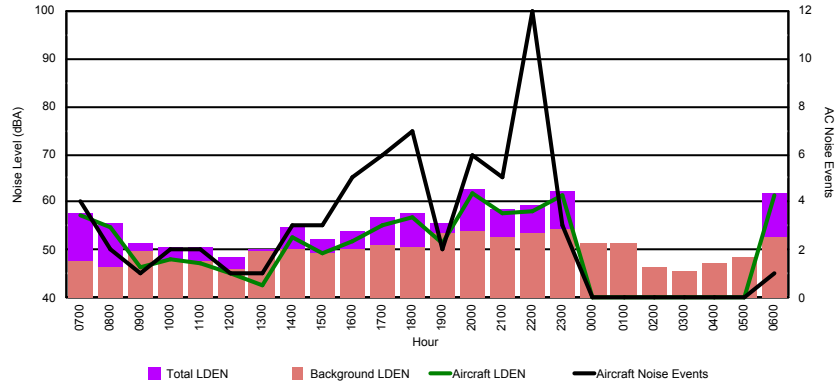

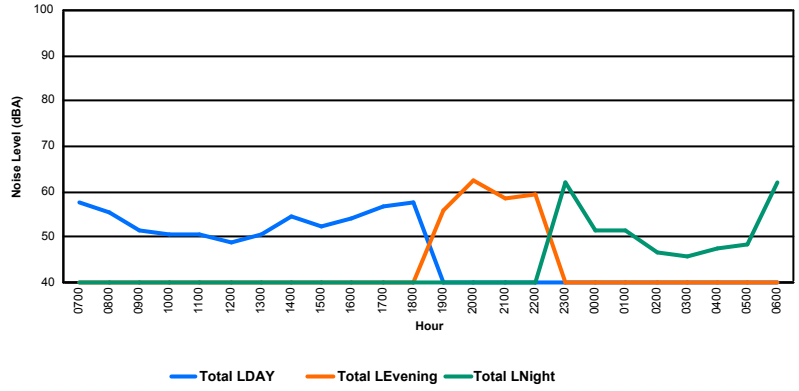

LE GOUVERNEMENT
DU GRAND-DUCHÉ DE LUXEMBOURG
Administration de la navigation aérienne

Luxembourg Airport

Noise Distribution by Hour

Between 27/08/2019 00:00:00 and 27/08/2019 23:59:59 (Local Time)

Day	Aircraft Events	Total LDEN dB (A)	Aircraft LDEN dB(A)	Background LDEN dB(A)	Total LDay dB(A)	Total LEvening dB(A)	Total LNight dB (A)
27/08/19 7:00	6	69.2	69.1	51.7	69.2	-	-
27/08/19 8:00	4	64.6	64.4	50.2	64.6	-	-
27/08/19 9:00	2	55.8	54.8	49.2	55.8	-	-
27/08/19 10:00	6	64.2	64.0	50.6	64.2	-	-
27/08/19 11:00	8	62.6	62.4	50.9	62.6	-	-
27/08/19 12:00	5	61.4	61.0	51.2	61.4	-	-
27/08/19 13:00	4	61.4	60.9	51.4	61.4	-	-
27/08/19 14:00	7	63.1	62.7	52.2	63.1	-	-
27/08/19 15:00	4	64.2	63.9	52.7	64.2	-	-
27/08/19 16:00	5	66.5	66.3	52.4	66.5	-	-
27/08/19 17:00	8	69.3	69.2	53.0	69.3	-	-
27/08/19 18:00	8	71.6	71.5	52.5	71.6	-	-
27/08/19 19:00	4	71.6	71.4	57.2	-	71.6	-
27/08/19 20:00	7	76.0	76.0	56.7	-	76.0	-
27/08/19 21:00	6	71.2	71.1	56.0	-	71.2	-
27/08/19 22:00	12	72.3	72.2	56.0	-	72.3	-
27/08/19 23:00	3	75.2	75.1	58.5	-	-	75.2
28/08/19 0:00	-	58.1	-	58.2	-	-	58.1
28/08/19 1:00	-	55.8	-	55.8	-	-	55.8
28/08/19 2:00	-	56.3	-	56.3	-	-	56.3
28/08/19 3:00	-	60.0	-	60.0	-	-	60.0
28/08/19 4:00	-	58.7	-	58.7	-	-	58.7
28/08/19 5:00	-	61.1	-	61.1	-	-	61.1
28/08/19 6:00	2	74.6	73.7	67.8	-	-	74.6
	101	**69.2**	**68.9**	**57.9**	**66.3**	**73.2**	**69.2**

Location: DVOR NMT # 2

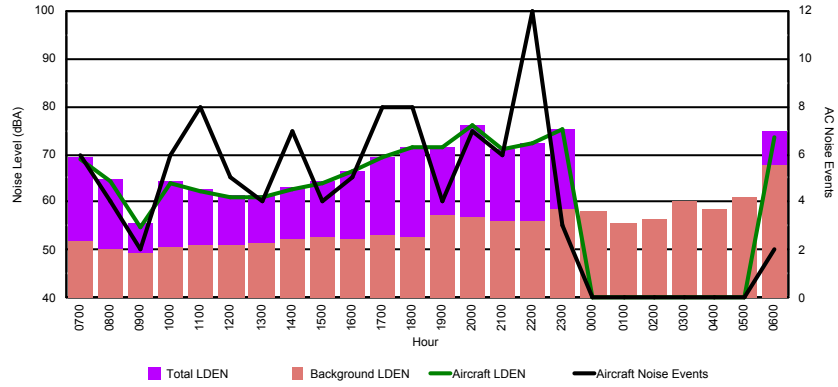

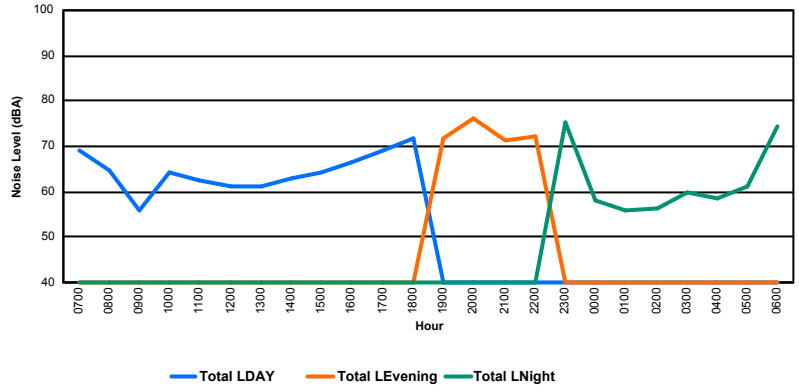

LE GOUVERNEMENT
DU GRAND-DUCHÉ DE LUXEMBOURG
Administration de la navigation aérienne

Luxembourg Airport

Noise Distribution by Hour

Between 27/08/2019 00:00:00 and 27/08/2019 23:59:59 (Local Time)

Day	Aircraft Events	Total LDEN dB (A)	Aircraft LDEN dB(A)	Background LDEN dB(A)	Total LDay dB(A)	Total LEvening dB(A)	Total LNight dB (A)
27/08/19 7:00	7	67.2	66.9	56.0	67.2	-	-
27/08/19 8:00	4	68.3	68.0	56.3	68.3	-	-
27/08/19 9:00	1	56.3	53.6	52.8	56.3	-	-
27/08/19 10:00	9	66.5	66.2	55.4	66.5	-	-
27/08/19 11:00	8	65.7	65.4	54.8	65.7	-	-
27/08/19 12:00	5	63.3	62.4	56.0	63.3	-	-
27/08/19 13:00	4	63.2	62.8	52.7	63.2	-	-
27/08/19 14:00	10	66.2	65.9	54.4	66.2	-	-
27/08/19 15:00	8	67.0	65.9	60.6	67.0	-	-
27/08/19 16:00	10	71.1	70.9	57.1	71.1	-	-
27/08/19 17:00	6	69.0	62.2	68.0	69.0	-	-
27/08/19 18:00	9	67.3	64.0	64.5	67.3	-	-
27/08/19 19:00	9	76.6	68.7	75.9	-	76.6	-
27/08/19 20:00	5	77.2	72.1	75.7	-	77.2	-
27/08/19 21:00	3	71.4	66.7	69.7	-	71.4	-
27/08/19 22:00	3	75.0	56.0	74.9	-	75.0	-
27/08/19 23:00	2	75.9	74.9	69.0	-	-	75.9
28/08/19 0:00	-	57.5	-	57.5	-	-	57.5
28/08/19 1:00	-	63.8	-	64.0	-	-	63.8
28/08/19 2:00	-	56.5	-	56.5	-	-	56.5
28/08/19 3:00	-	58.6	-	58.6	-	-	58.6
28/08/19 4:00	-	65.0	-	65.0	-	-	65.0
28/08/19 5:00	-	58.5	-	58.5	-	-	58.5
28/08/19 6:00	13	78.8	77.3	73.7	-	-	78.8
	116	**71.3**	**68.2**	**68.5**	**67.0**	**75.6**	**71.9**

Location: Mid Runway NMT # 3

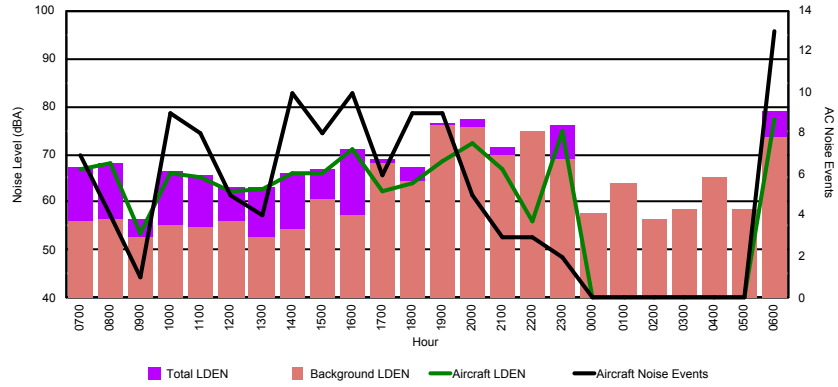

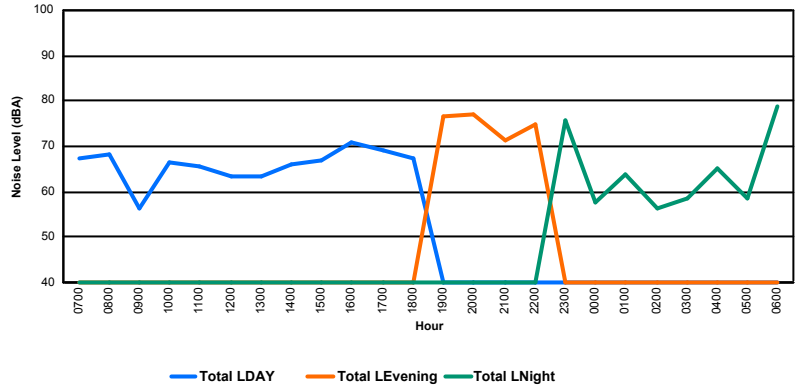

LE GOUVERNEMENT
DU GRAND-DUCHÉ DE LUXEMBOURG
Administration de la navigation aérienne

Luxembourg Airport

Noise Distribution by Hour

Between 27/08/2019 00:00:00 and 27/08/2019 23:59:59 (Local Time)

Day	Aircraft Events	Total LDEN dB (A)	Aircraft LDEN dB(A)	Background LDEN dB(A)	Total LDay dB(A)	Total LEvening dB(A)	Total LNight dB (A)
27/08/19 7:00	3	66.3	63.2	66.8	66.3	-	-
27/08/19 8:00	4	66.9	65.4	64.9	66.9	-	-
27/08/19 9:00	9	65.1	63.2	61.1	65.1	-	-
27/08/19 10:00	10	67.1	65.9	60.9	67.1	-	-
27/08/19 11:00	7	66.6	65.4	60.8	66.6	-	-
27/08/19 12:00	4	66.1	64.8	60.3	66.1	-	-
27/08/19 13:00	5	64.1	61.6	60.5	64.1	-	-
27/08/19 14:00	8	65.9	64.6	60.2	65.9	-	-
27/08/19 15:00	9	66.7	65.7	60.0	66.7	-	-
27/08/19 16:00	10	70.5	70.2	59.5	70.5	-	-
27/08/19 17:00	6	62.6	60.1	59.3	62.6	-	-
27/08/19 18:00	11	62.5	60.1	59.0	62.5	-	-
27/08/19 19:00	9	66.7	63.8	63.8	-	66.7	-
27/08/19 20:00	3	72.7	72.2	62.6	-	72.7	-
27/08/19 21:00	3	65.7	62.9	62.6	-	65.7	-
27/08/19 22:00	2	74.7	74.3	64.4	-	74.7	-
27/08/19 23:00	2	78.6	78.3	66.1	-	-	78.6
28/08/19 0:00	-	65.1	-	66.3	-	-	65.1
28/08/19 1:00	-	65.4	-	66.4	-	-	65.4
28/08/19 2:00	-	63.8	-	64.5	-	-	63.8
28/08/19 3:00	-	64.1	-	64.2	-	-	64.1
28/08/19 4:00	-	66.0	-	66.4	-	-	66.0
28/08/19 5:00	-	69.5	-	70.9	-	-	69.5
28/08/19 6:00	19	77.4	77.0	75.6	-	-	77.4
	124	**70.4**	**69.3**	**66.1**	**66.4**	**71.5**	**72.8**

Location: NDB-Hamm NMT # 4

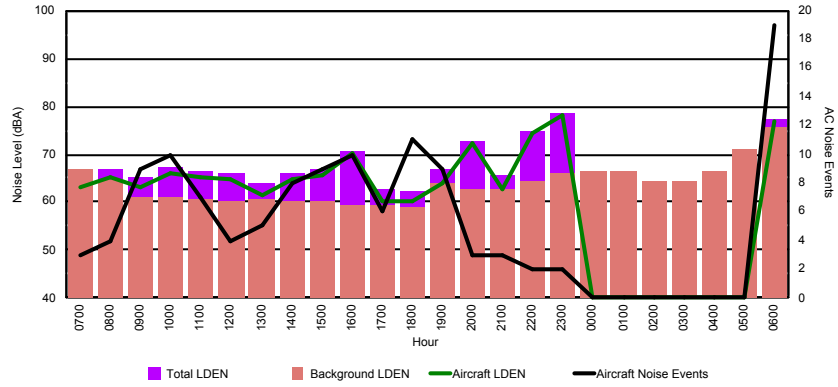

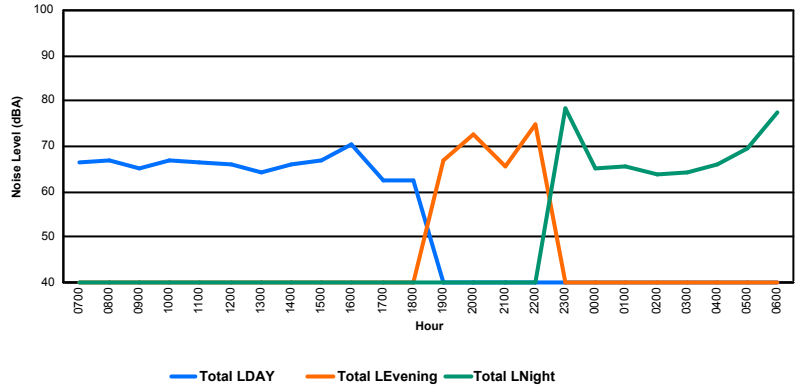

LE GOUVERNEMENT
DU GRAND-DUCHÉ DE LUXEMBOURG
Administration de la navigation aérienne

Luxembourg Airport

Noise Distribution by Hour

Between 28/08/2019 00:00:00 and 28/08/2019 23:59:59 (Local Time)

Day	Aircraft Events	Total LDEN dB (A)	Aircraft LDEN dB(A)	Background LDEN dB(A)	Total LDay dB(A)	Total LEvening dB(A)	Total LNight dB (A)
28/08/19 7:00	2	53.1	51.9	47.0	53.1	-	-
28/08/19 8:00	6	58.1	57.8	46.6	58.1	-	-
28/08/19 9:00	9	54.4	52.8	49.6	54.4	-	-
28/08/19 10:00	10	58.9	58.4	50.2	58.9	-	-
28/08/19 11:00	3	55.5	54.7	47.9	55.5	-	-
28/08/19 12:00	3	51.6	50.3	46.1	51.6	-	-
28/08/19 13:00	6	54.3	52.9	49.0	54.3	-	-
28/08/19 14:00	4	57.2	56.8	46.9	57.2	-	-
28/08/19 15:00	3	51.4	49.7	46.6	51.4	-	-
28/08/19 16:00	7	59.7	59.2	50.6	59.7	-	-
28/08/19 17:00	7	54.4	53.2	48.6	54.4	-	-
28/08/19 18:00	6	55.1	54.0	49.1	55.1	-	-
28/08/19 19:00	5	60.7	59.6	54.1	-	60.7	-
28/08/19 20:00	5	58.7	57.7	52.1	-	58.7	-
28/08/19 21:00	4	57.3	55.6	52.6	-	57.3	-
28/08/19 22:00	12	61.2	60.3	54.3	-	61.2	-
28/08/19 23:00	2	64.5	64.2	53.6	-	-	64.5
29/08/19 0:00	-	49.2	-	49.2	-	-	49.2
29/08/19 1:00	-	46.7	-	46.7	-	-	46.7
29/08/19 2:00	-	45.0	-	45.0	-	-	45.0
29/08/19 3:00	-	44.5	-	44.5	-	-	44.5
29/08/19 4:00	-	51.9	-	52.0	-	-	51.9
29/08/19 5:00	1	57.2	56.3	49.5	-	-	57.2
29/08/19 6:00	2	65.3	65.1	53.3	-	-	65.3
	97	**58.2**	**57.4**	**50.3**	**56.1**	**59.7**	**59.5**

Location: Roodt/Syr NMT # 1

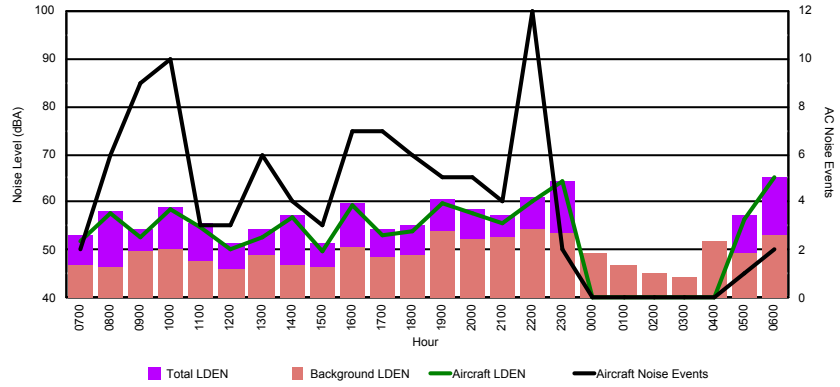

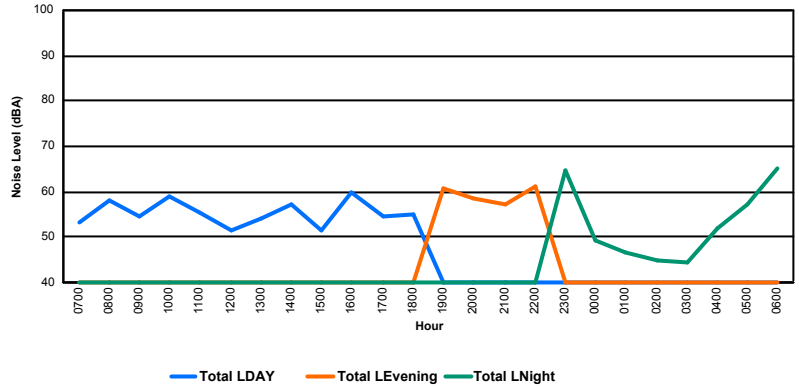

LE GOUVERNEMENT
DU GRAND-DUCHÉ DE LUXEMBOURG
Administration de la navigation aérienne

Luxembourg Airport

Noise Distribution by Hour

Between 28/08/2019 00:00:00 and 28/08/2019 23:59:59 (Local Time)

Day	Aircraft Events	Total LDEN dB (A)	Aircraft LDEN dB(A)	Background LDEN dB(A)	Total LDay dB(A)	Total LEvening dB(A)	Total LNight dB (A)
28/08/19 7:00	3	64.6	64.2	55.3	64.6	-	-
28/08/19 8:00	7	71.3	71.2	55.2	71.3	-	-
28/08/19 9:00	9	68.2	68.0	54.6	68.2	-	-
28/08/19 10:00	9	71.7	71.6	53.2	71.7	-	-
28/08/19 11:00	6	68.9	68.8	52.5	68.9	-	-
28/08/19 12:00	4	65.1	65.0	51.2	65.1	-	-
28/08/19 13:00	6	67.8	67.7	52.5	67.8	-	-
28/08/19 14:00	5	72.5	72.5	51.4	72.5	-	-
28/08/19 15:00	4	64.9	64.8	49.9	64.9	-	-
28/08/19 16:00	9	73.6	73.5	60.0	73.6	-	-
28/08/19 17:00	8	67.1	67.0	52.9	67.1	-	-
28/08/19 18:00	10	69.1	69.1	52.6	69.1	-	-
28/08/19 19:00	6	74.3	74.2	58.8	-	74.3	-
28/08/19 20:00	5	70.8	70.6	56.9	-	70.8	-
28/08/19 21:00	5	70.6	70.3	57.9	-	70.6	-
28/08/19 22:00	12	74.0	73.9	58.7	-	74.0	-
28/08/19 23:00	2	76.9	76.8	58.6	-	-	76.9
29/08/19 0:00	-	57.1	-	57.1	-	-	57.1
29/08/19 1:00	-	57.5	-	57.5	-	-	57.5
29/08/19 2:00	-	54.6	-	54.6	-	-	54.6
29/08/19 3:00	-	56.0	-	56.0	-	-	56.0
29/08/19 4:00	-	57.1	-	57.1	-	-	57.1
29/08/19 5:00	-	59.0	-	59.0	-	-	59.0
29/08/19 6:00	5	79.6	79.3	66.3	-	-	79.6
	115	**71.4**	**71.2**	**57.6**	**69.7**	**72.8**	**72.5**

Location: DVOR NMT # 2

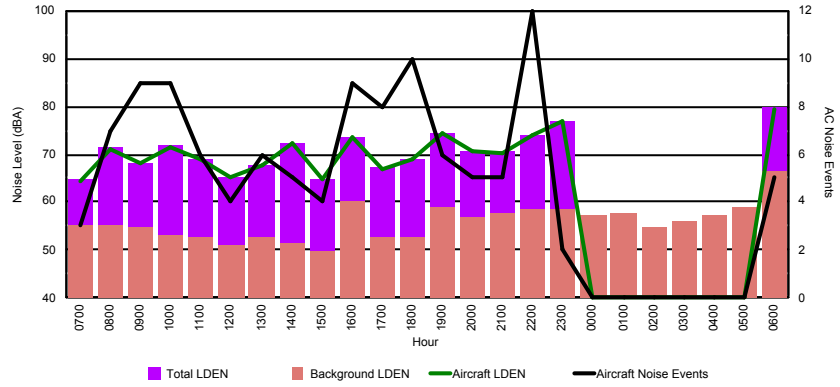

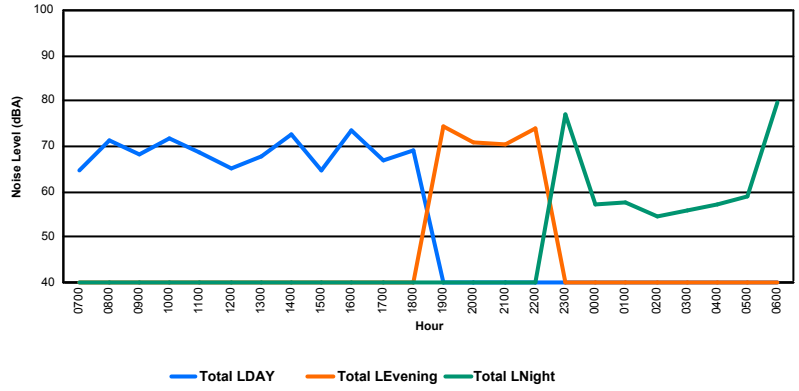

LE GOUVERNEMENT
DU GRAND-DUCHÉ DE LUXEMBOURG
Administration de la navigation aérienne

Luxembourg Airport

Noise Distribution by Hour

Between 28/08/2019 00:00:00 and 28/08/2019 23:59:59 (Local Time)

Day	Aircraft Events	Total LDEN dB (A)	Aircraft LDEN dB(A)	Background LDEN dB(A)	Total LDay dB(A)	Total LEvening dB(A)	Total LNight dB (A)
28/08/19 7:00	4	68.7	66.9	64.2	68.7	-	-
28/08/19 8:00	8	68.1	63.8	66.1	68.1	-	-
28/08/19 9:00	1	67.3	52.4	67.2	67.3	-	-
28/08/19 10:00	11	71.5	70.9	63.0	71.5	-	-
28/08/19 11:00	12	69.4	65.9	66.9	69.4	-	-
28/08/19 12:00	4	65.7	63.8	61.3	65.7	-	-
28/08/19 13:00	5	69.5	68.5	62.7	69.5	-	-
28/08/19 14:00	8	70.6	66.5	68.5	70.6	-	-
28/08/19 15:00	4	62.8	61.2	57.6	62.8	-	-
28/08/19 16:00	5	73.1	68.1	71.4	73.1	-	-
28/08/19 17:00	5	67.0	60.6	65.9	67.0	-	-
28/08/19 18:00	9	67.9	65.7	63.9	67.9	-	-
28/08/19 19:00	10	74.2	70.0	72.1	-	74.2	-
28/08/19 20:00	5	69.6	64.6	68.0	-	69.6	-
28/08/19 21:00	5	73.9	72.3	68.8	-	73.9	-
28/08/19 22:00	4	75.7	73.2	72.1	-	75.7	-
28/08/19 23:00	2	80.2	78.7	74.9	-	-	80.2
29/08/19 0:00	-	56.6	-	56.7	-	-	56.6
29/08/19 1:00	-	58.1	-	58.1	-	-	58.1
29/08/19 2:00	-	53.4	-	53.4	-	-	53.4
29/08/19 3:00	-	54.5	-	54.5	-	-	54.5
29/08/19 4:00	-	54.8	-	54.8	-	-	54.8
29/08/19 5:00	-	59.4	-	59.5	-	-	59.4
29/08/19 6:00	13	81.7	80.4	76.1	-	-	81.7
	115	**72.8**	**70.7**	**68.5**	**69.2**	**73.9**	**75.0**

Location: Mid Runway NMT # 3

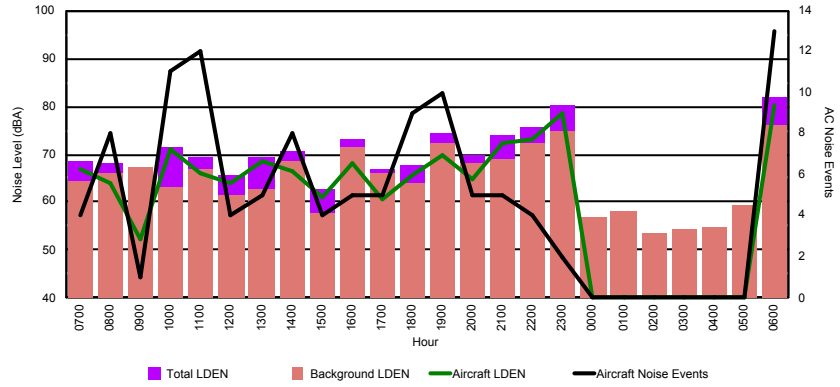

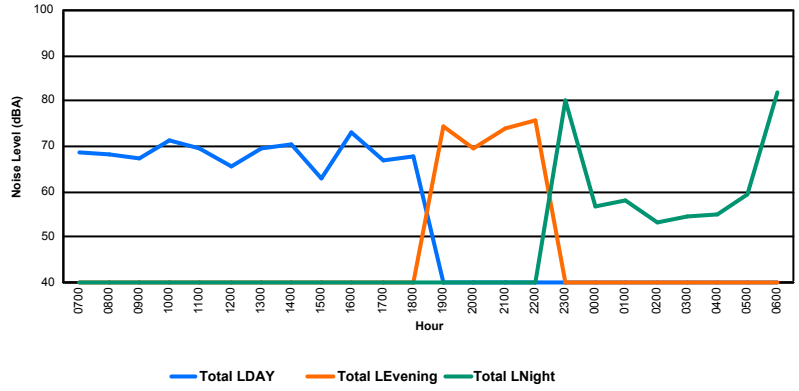

LE GOUVERNEMENT
DU GRAND-DUCHÉ DE LUXEMBOURG
Administration de la navigation aérienne

Luxembourg Airport

Noise Distribution by Hour

Between 28/08/2019 00:00:00 and 28/08/2019 23:59:59 (Local Time)

Day	Aircraft Events	Total LDEN dB (A)	Aircraft LDEN dB(A)	Background LDEN dB(A)	Total LDay dB(A)	Total LEvening dB(A)	Total LNight dB (A)
28/08/19 7:00	6	68.1	67.0	70.0	68.1	-	-
28/08/19 8:00	9	66.3	64.9	64.8	66.3	-	-
28/08/19 9:00	3	63.6	58.8	62.1	63.6	-	-
28/08/19 10:00	10	70.5	70.0	60.6	70.5	-	-
28/08/19 11:00	8	63.3	61.1	59.5	63.3	-	-
28/08/19 12:00	5	64.0	62.6	58.6	64.0	-	-
28/08/19 13:00	7	68.7	68.2	59.4	68.7	-	-
28/08/19 14:00	5	61.0	55.3	59.7	61.0	-	-
28/08/19 15:00	4	61.5	57.6	59.3	61.5	-	-
28/08/19 16:00	7	67.5	66.9	58.9	67.5	-	-
28/08/19 17:00	8	62.4	60.5	58.0	62.4	-	-
28/08/19 18:00	9	65.1	64.3	57.8	65.1	-	-
28/08/19 19:00	8	73.6	73.2	63.1	-	73.6	-
28/08/19 20:00	3	68.2	66.9	62.4	-	68.2	-
28/08/19 21:00	6	73.6	73.2	62.9	-	73.6	-
28/08/19 22:00	5	74.3	73.9	63.7	-	74.3	-
28/08/19 23:00	2	75.3	74.6	66.9	-	-	75.3
29/08/19 0:00	-	65.3	-	66.5	-	-	65.3
29/08/19 1:00	-	65.1	-	66.3	-	-	65.1
29/08/19 2:00	-	63.6	-	64.3	-	-	63.6
29/08/19 3:00	-	64.2	-	64.3	-	-	64.2
29/08/19 4:00	-	67.4	-	68.2	-	-	67.4
29/08/19 5:00	-	69.5	-	71.0	-	-	69.5
29/08/19 6:00	15	76.9	76.2	73.7	-	-	76.9
	120	**70.0**	**68.7**	**65.8**	**66.2**	**73.0**	**71.3**

Location: NDB-Hamm NMT # 4

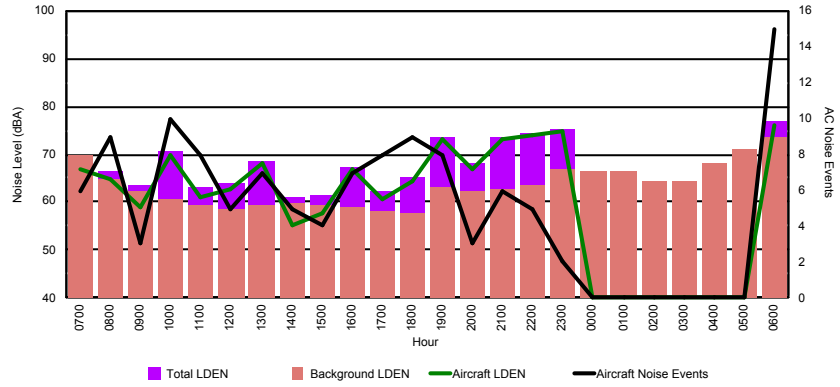

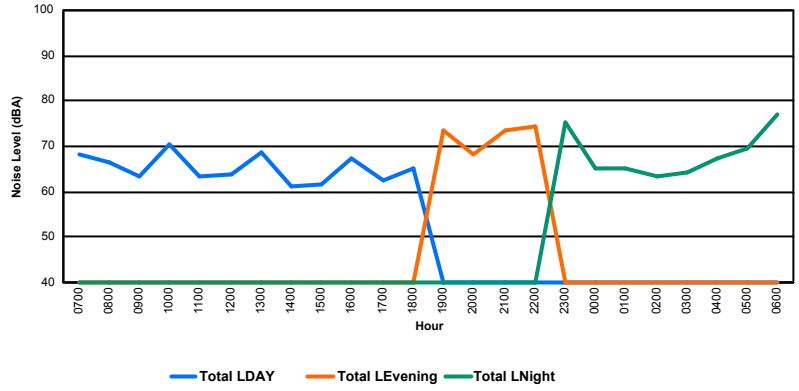

LE GOUVERNEMENT
DU GRAND-DUCHÉ DE LUXEMBOURG
Administration de la navigation aérienne

Luxembourg Airport

Noise Distribution by Hour

Between 29/08/2019 00:00:00 and 29/08/2019 23:59:59 (Local Time)

Day	Aircraft Events	Total LDEN dB (A)	Aircraft LDEN dB(A)	Background LDEN dB(A)	Total LDay dB(A)	Total LEvening dB(A)	Total LNight dB (A)
29/08/19 7:00	1	47.8	43.6	45.8	47.8	-	-
29/08/19 8:00	2	53.2	54.9	46.3	53.2	-	-
29/08/19 9:00	8	56.1	52.3	50.1	56.1	-	-
29/08/19 10:00	8	59.2	58.6	50.4	59.2	-	-
29/08/19 11:00	6	56.4	55.6	49.0	56.4	-	-
29/08/19 12:00	7	60.0	59.7	48.8	60.0	-	-
29/08/19 13:00	7	53.5	50.7	50.4	53.5	-	-
29/08/19 14:00	6	57.2	56.3	49.9	57.2	-	-
29/08/19 15:00	10	59.8	59.1	51.3	59.8	-	-
29/08/19 16:00	5	54.3	52.1	50.5	54.3	-	-
29/08/19 17:00	8	58.2	56.7	53.2	58.2	-	-
29/08/19 18:00	7	57.2	55.9	51.4	57.2	-	-
29/08/19 19:00	4	62.6	61.5	56.3	-	62.6	-
29/08/19 20:00	10	65.4	65.0	55.0	-	65.4	-
29/08/19 21:00	1	53.3	47.3	52.1	-	53.3	-
29/08/19 22:00	17	62.1	61.3	54.8	-	62.1	-
29/08/19 23:00	-	51.8	-	51.8	-	-	51.8
30/08/19 0:00	-	48.1	-	48.1	-	-	48.1
30/08/19 1:00	-	46.5	-	46.5	-	-	46.5
30/08/19 2:00	-	46.0	-	46.0	-	-	46.0
30/08/19 3:00	-	45.3	-	45.3	-	-	45.3
30/08/19 4:00	-	45.9	-	45.9	-	-	45.9
30/08/19 5:00	-	47.6	-	47.6	-	-	47.6
30/08/19 6:00	3	64.7	64.4	52.7	-	-	64.7
	110	**58.4**	**57.5**	**51.1**	**57.1**	**62.5**	**56.3**

Location: Roodt/Syr NMT # 1

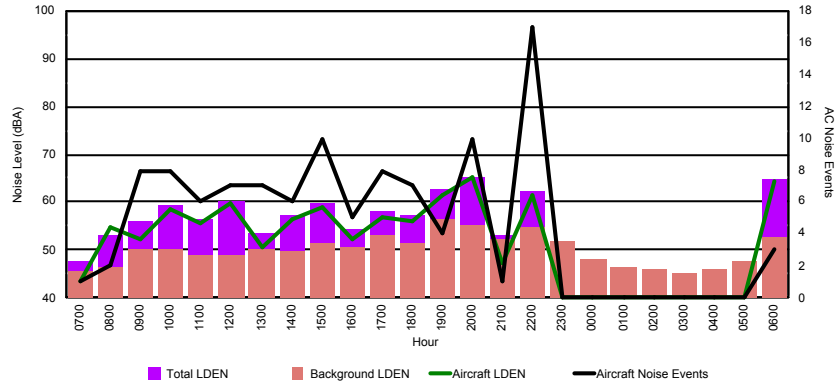

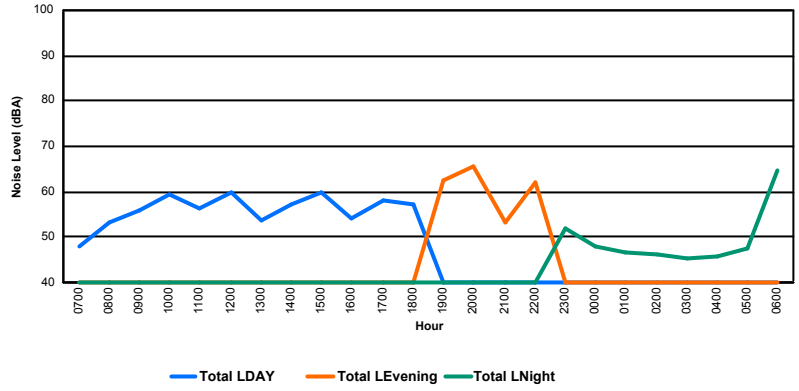

LE GOUVERNEMENT
DU GRAND-DUCHÉ DE LUXEMBOURG
Administration de la navigation aérienne

Luxembourg Airport

Noise Distribution by Hour

Between 29/08/2019 00:00:00 and 29/08/2019 23:59:59 (Local Time)

Day	Aircraft Events	Total LDEN dB (A)	Aircraft LDEN dB(A)	Background LDEN dB(A)	Total LDay dB(A)	Total LEvening dB(A)	Total LNight dB (A)
29/08/19 7:00	1	58.1	56.6	52.7	58.1	-	-
29/08/19 8:00	2	57.4	56.3	50.7	57.4	-	-
29/08/19 9:00	10	70.6	70.6	51.9	70.6	-	-
29/08/19 10:00	9	74.0	74.0	52.7	74.0	-	-
29/08/19 11:00	6	71.1	71.0	55.1	71.1	-	-
29/08/19 12:00	8	74.6	74.6	53.3	74.6	-	-
29/08/19 13:00	10	67.8	67.6	54.3	67.8	-	-
29/08/19 14:00	8	70.9	70.8	53.7	70.9	-	-
29/08/19 15:00	9	73.4	73.3	54.1	73.4	-	-
29/08/19 16:00	6	67.1	67.0	52.2	67.1	-	-
29/08/19 17:00	9	70.8	70.7	52.4	70.8	-	-
29/08/19 18:00	8	69.9	69.8	54.5	69.9	-	-
29/08/19 19:00	5	78.7	78.6	57.8	-	78.7	-
29/08/19 20:00	10	80.8	80.8	60.6	-	80.8	-
29/08/19 21:00	2	66.2	64.9	60.2	-	66.2	-
29/08/19 22:00	18	75.5	75.4	60.7	-	75.5	-
29/08/19 23:00	-	63.2	-	63.3	-	-	63.2
30/08/19 0:00	-	57.5	-	57.5	-	-	57.5
30/08/19 1:00	-	55.5	-	55.5	-	-	55.5
30/08/19 2:00	-	52.5	-	52.5	-	-	52.5
30/08/19 3:00	-	50.7	-	50.7	-	-	50.7
30/08/19 4:00	-	53.5	-	53.5	-	-	53.5
30/08/19 5:00	-	57.5	-	57.5	-	-	57.5
30/08/19 6:00	3	77.4	77.3	61.1	-	-	77.4
	124	**72.6**	**72.5**	**57.0**	**70.9**	**77.7**	**68.7**

Location: DVOR NMT # 2

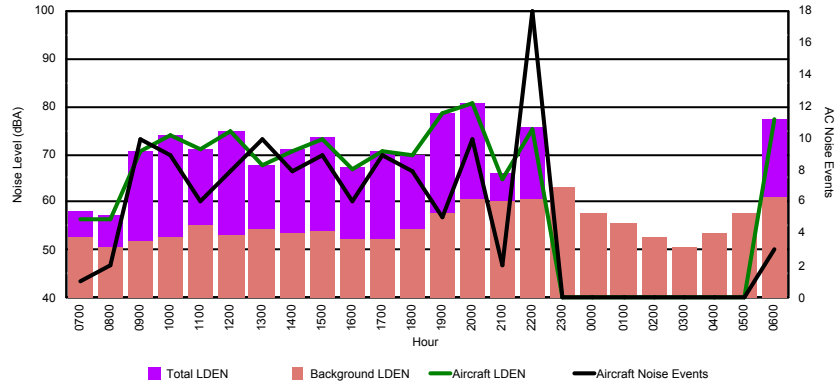

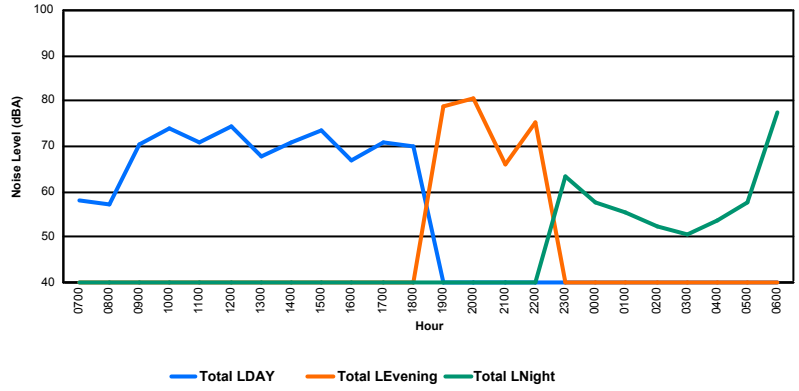

LE GOUVERNEMENT
DU GRAND-DUCHÉ DE LUXEMBOURG
Administration de la navigation aérienne

Luxembourg Airport

Noise Distribution by Hour

Between 29/08/2019 00:00:00 and 29/08/2019 23:59:59 (Local Time)

Day	Aircraft Events	Total LDEN dB (A)	Aircraft LDEN dB(A)	Background LDEN dB(A)	Total LDay dB(A)	Total LEvening dB(A)	Total LNight dB (A)
29/08/19 7:00	3	63.2	62.5	54.7	63.2	-	-
29/08/19 8:00	1	64.1	62.5	59.0	64.1	-	-
29/08/19 9:00	11	67.9	63.2	66.2	67.9	-	-
29/08/19 10:00	8	72.1	65.9	70.9	72.1	-	-
29/08/19 11:00	8	72.8	58.6	72.6	72.8	-	-
29/08/19 12:00	7	72.5	72.1	61.7	72.5	-	-
29/08/19 13:00	9	66.7	64.6	62.6	66.7	-	-
29/08/19 14:00	7	73.4	68.7	71.6	73.4	-	-
29/08/19 15:00	9	74.8	73.5	68.9	74.8	-	-
29/08/19 16:00	12	69.2	68.3	62.1	69.2	-	-
29/08/19 17:00	4	68.2	64.6	65.7	68.2	-	-
29/08/19 18:00	10	72.9	68.0	71.2	72.9	-	-
29/08/19 19:00	9	74.0	72.1	69.6	-	74.0	-
29/08/19 20:00	15	74.7	69.8	73.1	-	74.7	-
29/08/19 21:00	2	74.4	69.4	72.7	-	74.4	-
29/08/19 22:00	1	74.5	62.5	74.2	-	74.5	-
29/08/19 23:00	2	81.8	77.9	79.5	-	-	81.8
30/08/19 0:00	-	57.5	-	57.6	-	-	57.5
30/08/19 1:00	-	56.5	-	56.5	-	-	56.5
30/08/19 2:00	-	57.5	-	57.5	-	-	57.5
30/08/19 3:00	-	56.2	-	56.2	-	-	56.2
30/08/19 4:00	-	57.7	-	57.7	-	-	57.7
30/08/19 5:00	-	61.0	-	60.9	-	-	61.0
30/08/19 6:00	16	79.8	77.4	76.4	-	-	79.8
	134	**73.3**	**69.8**	**70.8**	**71.1**	**74.4**	**75.0**

Location: Mid Runway NMT # 3

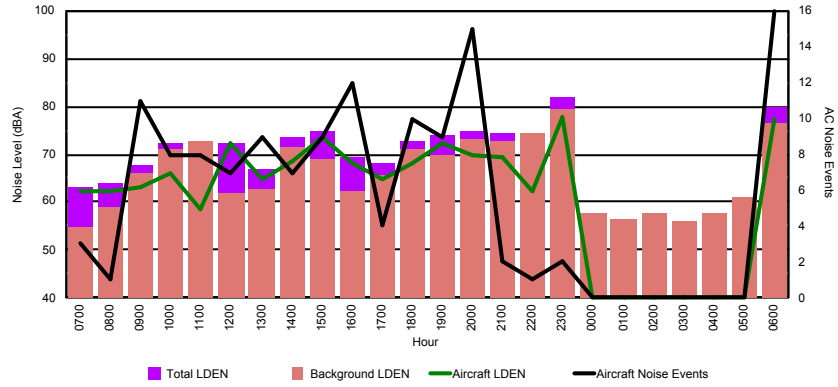

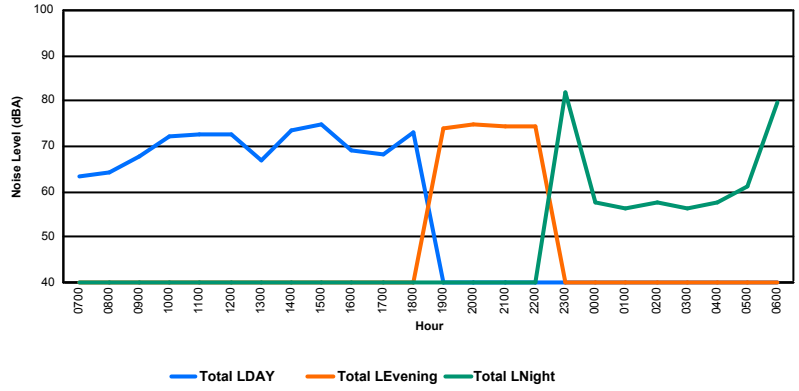

LE GOUVERNEMENT
DU GRAND-DUCHÉ DE LUXEMBOURG
Administration de la navigation aérienne

Luxembourg Airport

Noise Distribution by Hour

Between 29/08/2019 00:00:00 and 29/08/2019 23:59:59 (Local Time)

Day	Aircraft Events	Total LDEN dB (A)	Aircraft LDEN dB(A)	Background LDEN dB(A)	Total LDay dB(A)	Total LEvening dB(A)	Total LNight dB (A)
29/08/19 7:00	5	66.1	64.1	65.4	66.1	-	-
29/08/19 8:00	3	63.8	60.6	63.7	63.8	-	-
29/08/19 9:00	3	65.2	63.4	60.8	65.2	-	-
29/08/19 10:00	10	63.9	61.6	60.4	63.9	-	-
29/08/19 11:00	10	72.6	72.4	59.2	72.6	-	-
29/08/19 12:00	5	61.7	58.9	58.5	61.7	-	-
29/08/19 13:00	5	63.3	61.6	58.8	63.3	-	-
29/08/19 14:00	7	64.9	63.8	59.0	64.9	-	-
29/08/19 15:00	9	69.4	69.1	58.8	69.4	-	-
29/08/19 16:00	5	62.8	61.1	58.1	62.8	-	-
29/08/19 17:00	6	63.1	61.7	57.8	63.1	-	-
29/08/19 18:00	11	67.6	67.2	57.7	67.6	-	-
29/08/19 19:00	7	72.4	72.0	62.5	-	72.4	-
29/08/19 20:00	4	72.3	71.9	61.9	-	72.3	-
29/08/19 21:00	5	69.8	69.2	61.2	-	69.8	-
29/08/19 22:00	3	74.7	74.5	61.7	-	74.7	-
29/08/19 23:00	4	82.4	82.3	65.9	-	-	82.4
30/08/19 0:00	-	64.2	-	65.2	-	-	64.2
30/08/19 1:00	-	62.8	-	63.5	-	-	62.8
30/08/19 2:00	-	62.7	-	63.3	-	-	62.7
30/08/19 3:00	-	63.8	-	63.9	-	-	63.8
30/08/19 4:00	-	65.5	-	65.9	-	-	65.5
30/08/19 5:00	-	69.1	-	70.5	-	-	69.1
30/08/19 6:00	15	75.6	74.5	74.8	-	-	75.6
	117	**71.8**	**71.1**	**65.2**	**66.7**	**72.6**	**74.6**

Location: NDB-Hamm NMT # 4

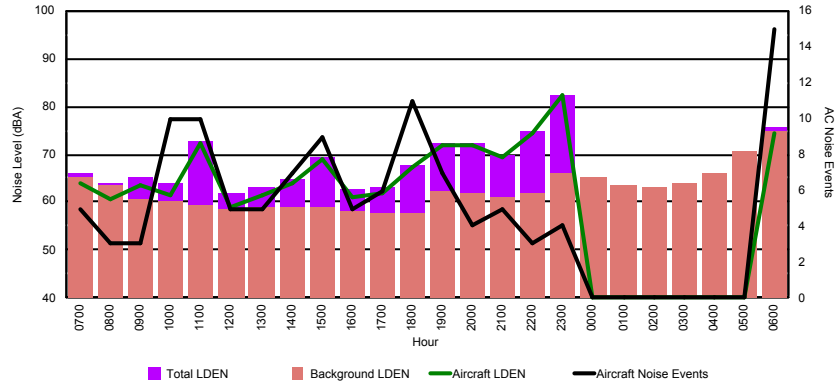

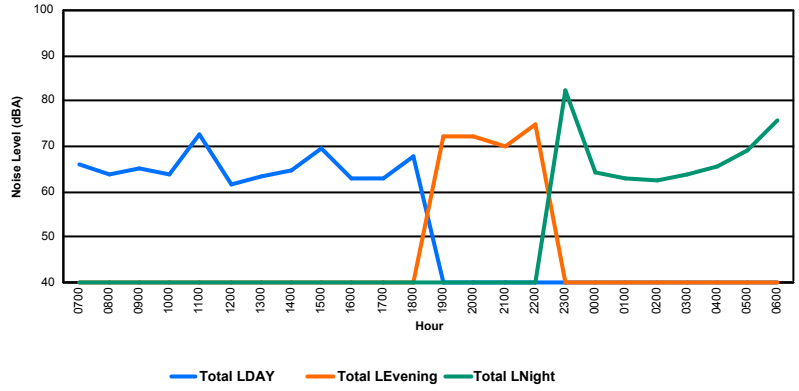

LE GOUVERNEMENT
DU GRAND-DUCHÉ DE LUXEMBOURG
Administration de la navigation aérienne

Luxembourg Airport

Noise Distribution by Hour

Between 30/08/2019 00:00:00 and 30/08/2019 23:59:59 (Local Time)

Day	Aircraft Events	Total LDEN dB (A)	Aircraft LDEN dB(A)	Background LDEN dB(A)	Total LDay dB(A)	Total LEvening dB(A)	Total LNight dB (A)
30/08/19 7:00	4	57.1	56.6	47.8	57.1	-	-
30/08/19 8:00	2	54.9	54.2	46.4	54.9	-	-
30/08/19 9:00	7	54.3	52.6	49.6	54.3	-	-
30/08/19 10:00	8	57.4	56.1	51.8	57.4	-	-
30/08/19 11:00	4	52.9	51.5	47.5	52.9	-	-
30/08/19 12:00	7	55.0	54.1	48.3	55.0	-	-
30/08/19 13:00	6	56.5	55.6	49.6	56.5	-	-
30/08/19 14:00	3	54.5	53.2	48.8	54.5	-	-
30/08/19 15:00	4	53.7	52.2	48.3	53.7	-	-
30/08/19 16:00	8	57.2	56.6	49.2	57.2	-	-
30/08/19 17:00	12	56.3	54.9	51.1	56.3	-	-
30/08/19 18:00	7	53.7	52.2	48.7	53.7	-	-
30/08/19 19:00	3	59.2	57.9	53.3	-	59.2	-
30/08/19 20:00	4	59.9	59.3	51.1	-	59.9	-
30/08/19 21:00	4	55.4	53.1	51.8	-	55.4	-
30/08/19 22:00	16	64.4	64.0	54.5	-	64.4	-
30/08/19 23:00	2	59.7	58.6	53.3	-	-	59.7
31/08/19 0:00	-	48.4	-	48.4	-	-	48.4
31/08/19 1:00	-	47.1	-	47.1	-	-	47.1
31/08/19 2:00	-	47.7	-	47.7	-	-	47.7
31/08/19 3:00	-	46.3	-	46.3	-	-	46.3
31/08/19 4:00	-	47.9	-	47.9	-	-	47.9
31/08/19 5:00	-	50.4	-	50.4	-	-	50.4
31/08/19 6:00	6	68.6	68.4	55.7	-	-	68.6
	107	**58.7**	**58.0**	**50.6**	**55.5**	**60.9**	**60.3**

Location: Roodt/Syr NMT # 1

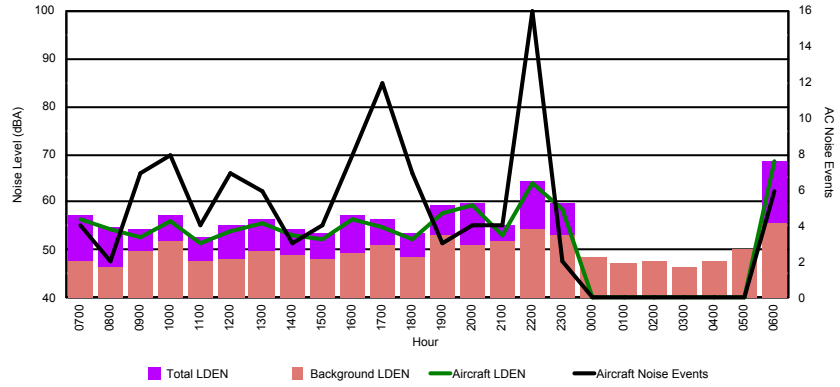

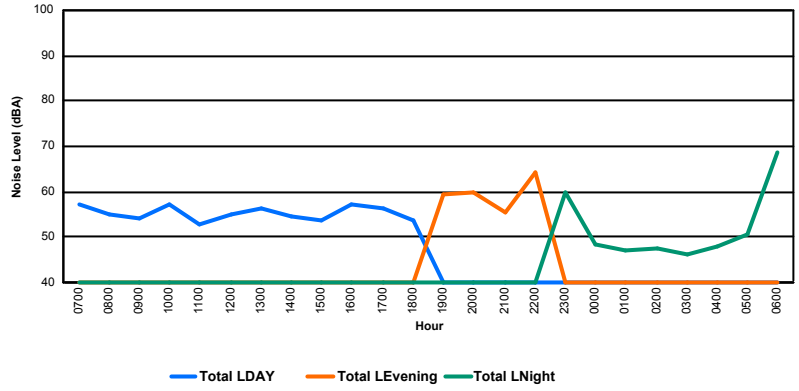

LE GOUVERNEMENT
DU GRAND-DUCHÉ DE LUXEMBOURG
Administration de la navigation aérienne

Luxembourg Airport

Noise Distribution by Hour

Between 30/08/2019 00:00:00 and 30/08/2019 23:59:59 (Local Time)

Day	Aircraft Events	Total LDEN dB (A)	Aircraft LDEN dB(A)	Background LDEN dB(A)	Total LDay dB(A)	Total LEvening dB(A)	Total LNight dB (A)
30/08/19 7:00	4	69.3	69.2	51.5	69.3	-	-
30/08/19 8:00	2	67.7	67.6	50.2	67.7	-	-
30/08/19 9:00	10	67.7	67.7	50.6	67.7	-	-
30/08/19 10:00	10	70.6	70.6	51.2	70.6	-	-
30/08/19 11:00	4	64.8	64.7	50.1	64.8	-	-
30/08/19 12:00	7	68.3	68.2	51.4	68.3	-	-
30/08/19 13:00	9	68.7	68.6	51.7	68.7	-	-
30/08/19 14:00	6	67.8	67.6	52.6	67.8	-	-
30/08/19 15:00	5	66.3	66.2	50.6	66.3	-	-
30/08/19 16:00	9	71.2	71.2	51.7	71.2	-	-
30/08/19 17:00	13	68.8	68.7	53.3	68.8	-	-
30/08/19 18:00	7	66.3	66.1	52.8	66.3	-	-
30/08/19 19:00	4	71.4	71.3	57.2	-	71.4	-
30/08/19 20:00	7	72.9	72.8	57.9	-	72.9	-
30/08/19 21:00	4	67.8	67.2	59.3	-	67.8	-
30/08/19 22:00	16	78.2	78.1	59.4	-	78.2	-
30/08/19 23:00	2	72.1	71.8	59.6	-	-	72.1
31/08/19 0:00	-	57.9	-	57.9	-	-	57.9
31/08/19 1:00	-	55.7	-	55.7	-	-	55.7
31/08/19 2:00	-	54.0	-	54.0	-	-	54.0
31/08/19 3:00	-	52.6	-	52.6	-	-	52.6
31/08/19 4:00	-	54.0	-	54.0	-	-	54.0
31/08/19 5:00	-	56.0	-	56.0	-	-	56.0
31/08/19 6:00	12	79.4	79.3	63.7	-	-	79.4
	131	**70.9**	**70.8**	**56.2**	**68.5**	**74.2**	**71.2**

Location: DVOR NMT # 2

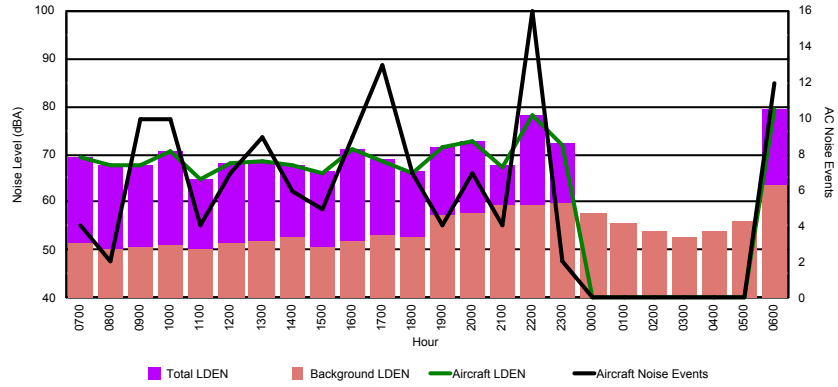

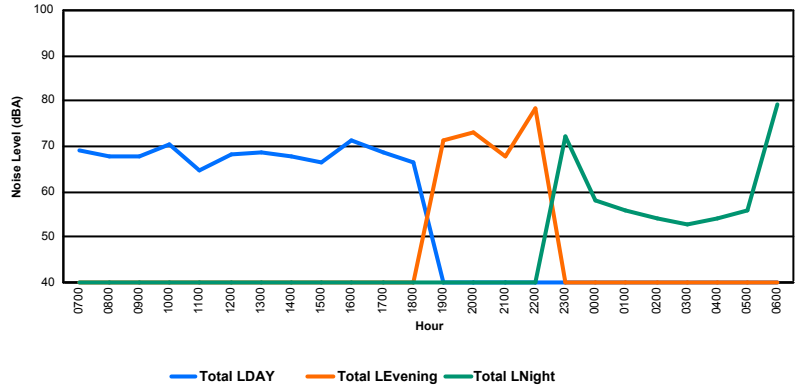

LE GOUVERNEMENT
DU GRAND-DUCHÉ DE LUXEMBOURG
Administration de la navigation aérienne

Luxembourg Airport

Noise Distribution by Hour

Between 30/08/2019 00:00:00 and 30/08/2019 23:59:59 (Local Time)

Day	Aircraft Events	Total LDEN dB (A)	Aircraft LDEN dB(A)	Background LDEN dB(A)	Total LDay dB(A)	Total LEvening dB(A)	Total LNight dB (A)
30/08/19 7:00	7	72.0	66.8	70.8	72.0	-	-
30/08/19 8:00	6	66.4	65.3	60.2	66.4	-	-
30/08/19 9:00	1	67.3	54.2	67.1	67.3	-	-
30/08/19 10:00	10	70.6	65.8	68.9	70.6	-	-
30/08/19 11:00	12	69.0	66.9	64.9	69.0	-	-
30/08/19 12:00	3	71.4	64.1	70.6	71.4	-	-
30/08/19 13:00	7	72.2	64.9	71.3	72.2	-	-
30/08/19 14:00	11	71.2	69.7	65.9	71.2	-	-
30/08/19 15:00	2	66.2	59.8	65.0	66.2	-	-
30/08/19 16:00	5	70.5	67.7	67.3	70.5	-	-
30/08/19 17:00	5	68.8	59.5	68.2	68.8	-	-
30/08/19 18:00	14	72.8	67.5	71.3	72.8	-	-
30/08/19 19:00	9	73.1	72.4	64.6	-	73.1	-
30/08/19 20:00	8	72.8	72.6	60.7	-	72.8	-
30/08/19 21:00	3	70.7	68.5	66.8	-	70.7	-
30/08/19 22:00	3	76.1	70.9	74.6	-	76.1	-
30/08/19 23:00	3	78.2	73.6	76.4	-	-	78.2
31/08/19 0:00	-	57.9	-	58.0	-	-	57.9
31/08/19 1:00	-	56.8	-	56.8	-	-	56.8
31/08/19 2:00	-	56.8	-	56.8	-	-	56.8
31/08/19 3:00	-	55.3	-	55.3	-	-	55.3
31/08/19 4:00	-	56.5	-	56.5	-	-	56.5
31/08/19 5:00	-	61.0	-	61.5	-	-	61.0
31/08/19 6:00	14	81.3	79.3	77.3	-	-	81.3
	123	**72.5**	**69.4**	**69.7**	**70.4**	**73.6**	**74.1**

Location: Mid Runway NMT # 3

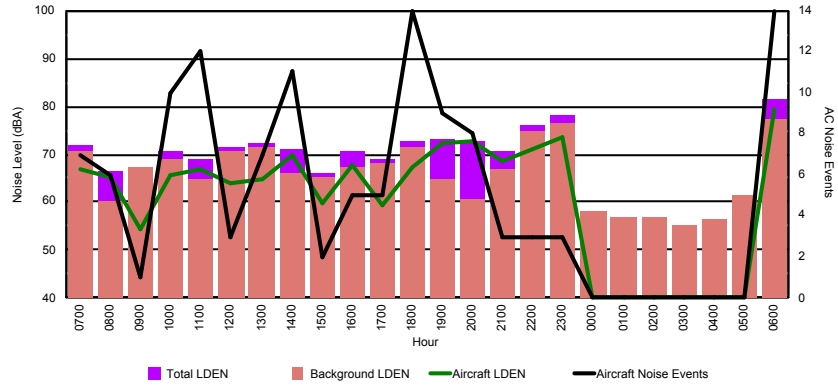

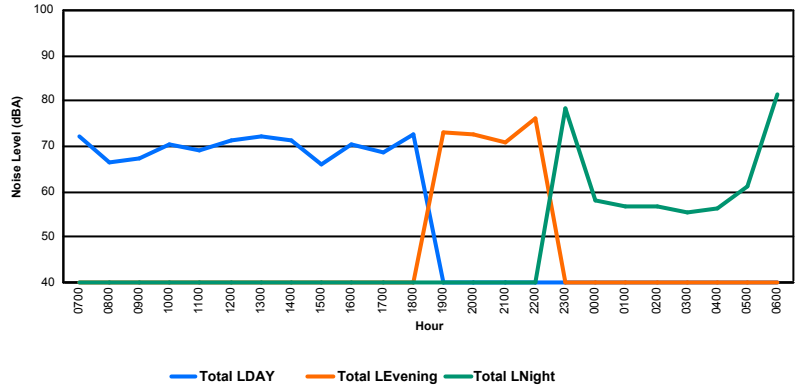

LE GOUVERNEMENT
DU GRAND-DUCHÉ DE LUXEMBOURG
Administration de la navigation aérienne

Luxembourg Airport

Noise Distribution by Hour

Between 30/08/2019 00:00:00 and 30/08/2019 23:59:59 (Local Time)

Day	Aircraft Events	Total LDEN dB (A)	Aircraft LDEN dB(A)	Background LDEN dB(A)	Total LDay dB(A)	Total LEvening dB(A)	Total LNight dB (A)
30/08/19 7:00	8	68.7	65.8	68.4	68.7	-	-
30/08/19 8:00	9	68.9	68.3	63.5	68.9	-	-
30/08/19 9:00	2	62.3	58.3	60.2	62.3	-	-
30/08/19 10:00	7	67.3	66.5	60.1	67.3	-	-
30/08/19 11:00	10	64.5	62.7	60.2	64.5	-	-
30/08/19 12:00	7	70.1	69.8	59.6	70.1	-	-
30/08/19 13:00	7	64.1	62.0	60.1	64.1	-	-
30/08/19 14:00	9	70.9	70.5	60.3	70.9	-	-
30/08/19 15:00	4	63.6	61.4	59.6	63.6	-	-
30/08/19 16:00	5	66.8	66.0	59.2	66.8	-	-
30/08/19 17:00	5	62.0	59.6	58.3	62.0	-	-
30/08/19 18:00	17	68.2	67.8	58.3	68.2	-	-
30/08/19 19:00	7	70.0	69.2	62.9	-	70.0	-
30/08/19 20:00	3	64.1	58.5	62.7	-	64.1	-
30/08/19 21:00	3	66.4	63.7	63.1	-	66.4	-
30/08/19 22:00	1	73.7	73.2	63.8	-	73.7	-
30/08/19 23:00	5	77.4	76.9	67.8	-	-	77.4
31/08/19 0:00	-	67.6	-	68.9	-	-	67.6
31/08/19 1:00	-	66.7	-	68.1	-	-	66.7
31/08/19 2:00	-	65.2	-	66.3	-	-	65.2
31/08/19 3:00	-	66.0	-	66.4	-	-	66.0
31/08/19 4:00	-	67.2	-	67.9	-	-	67.2
31/08/19 5:00	-	67.3	-	68.0	-	-	67.3
31/08/19 6:00	9	79.4	79.0	71.0	-	-	79.4
	118	**70.6**	**69.5**	**65.3**	**67.4**	**70.0**	**73.3**

Location: NDB-Hamm NMT # 4

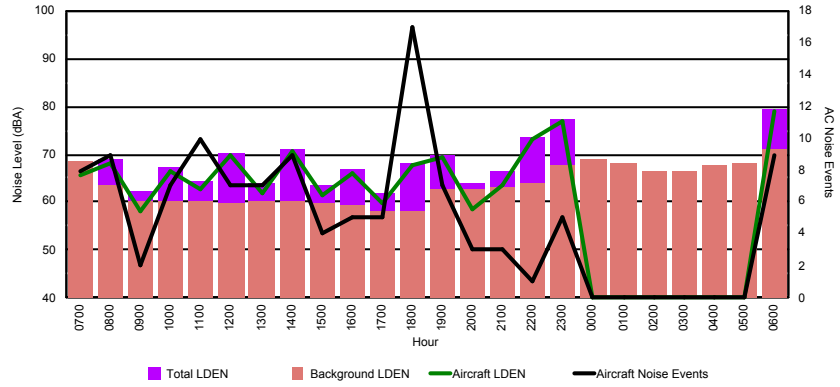

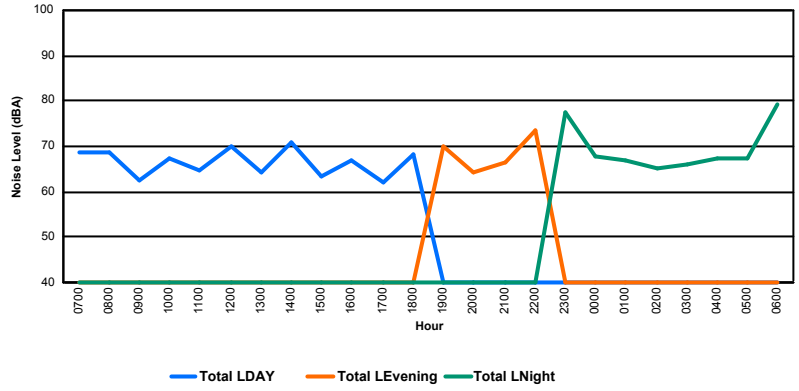

LE GOUVERNEMENT
DU GRAND-DUCHÉ DE LUXEMBOURG
Administration de la navigation aérienne

Luxembourg Airport

Noise Distribution by Hour

Between 31/08/2019 00:00:00 and 31/08/2019 23:59:59 (Local Time)

Day	Aircraft Events	Total LDEN dB (A)	Aircraft LDEN dB(A)	Background LDEN dB(A)	Total LDay dB(A)	Total LEvening dB(A)	Total LNight dB (A)
31/08/19 7:00	4	56.6	56.1	47.0	56.6	-	-
31/08/19 8:00	5	59.3	59.0	47.2	59.3	-	-
31/08/19 9:00	1	55.6	55.1	46.2	55.6	-	-
31/08/19 10:00	2	49.8	48.1	45.4	49.8	-	-
31/08/19 11:00	3	57.8	57.3	48.4	57.8	-	-
31/08/19 12:00	4	59.9	59.7	47.8	59.9	-	-
31/08/19 13:00	6	57.7	57.2	48.4	57.7	-	-
31/08/19 14:00	5	55.8	54.4	50.4	55.8	-	-
31/08/19 15:00	5	56.4	55.6	49.3	56.4	-	-
31/08/19 16:00	2	50.9	46.9	48.8	50.9	-	-
31/08/19 17:00	7	57.0	56.4	48.7	57.0	-	-
31/08/19 18:00	7	55.3	54.5	47.9	55.3	-	-
31/08/19 19:00	3	66.5	60.6	65.3	-	66.5	-
31/08/19 20:00	7	59.3	58.0	53.6	-	59.3	-
31/08/19 21:00	6	58.7	57.1	53.8	-	58.7	-
31/08/19 22:00	7	62.8	62.4	52.6	-	62.8	-
31/08/19 23:00	4	66.0	65.7	54.6	-	-	66.0
01/09/19 0:00	-	48.7	-	48.7	-	-	48.7
01/09/19 1:00	1	62.0	61.8	47.5	-	-	62.0
01/09/19 2:00	-	46.5	-	46.5	-	-	46.5
01/09/19 3:00	-	46.3	-	46.3	-	-	46.3
01/09/19 4:00	-	43.0	-	43.0	-	-	43.0
01/09/19 5:00	-	44.2	-	44.2	-	-	44.2
01/09/19 6:00	2	65.6	65.5	50.2	-	-	65.6
	81	**59.8**	**58.7**	**53.6**	**56.8**	**63.0**	**60.7**

Location: Roodt/Syr NMT # 1

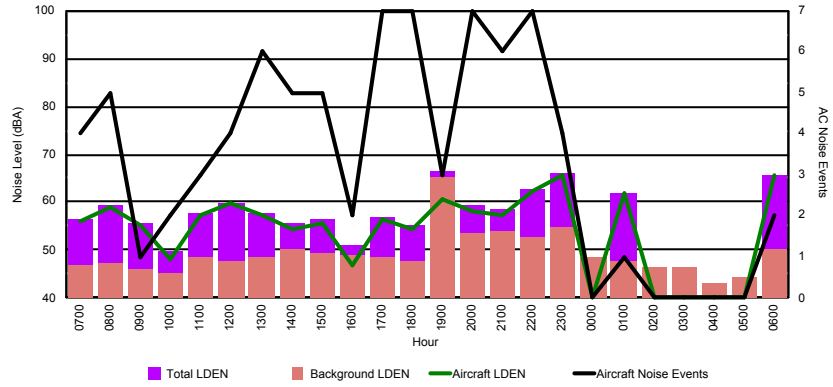

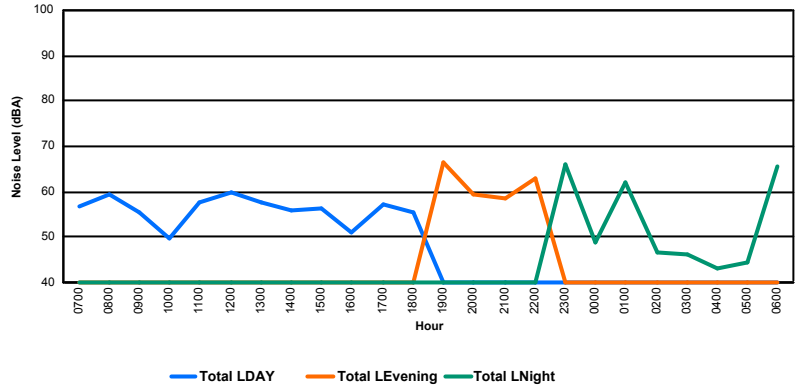

LE GOUVERNEMENT
DU GRAND-DUCHÉ DE LUXEMBOURG
Administration de la navigation aérienne

Luxembourg Airport

Noise Distribution by Hour

Between 31/08/2019 00:00:00 and 31/08/2019 23:59:59 (Local Time)

Day	Aircraft Events	Total LDEN dB (A)	Aircraft LDEN dB(A)	Background LDEN dB(A)	Total LDay dB(A)	Total LEvening dB(A)	Total LNight dB (A)
31/08/19 7:00	7	67.5	67.4	49.8	67.5	-	-
31/08/19 8:00	7	68.5	68.5	49.3	68.5	-	-
31/08/19 9:00	2	65.2	65.1	49.7	65.2	-	-
31/08/19 10:00	4	59.9	59.4	50.5	59.9	-	-
31/08/19 11:00	9	71.6	71.6	51.3	71.6	-	-
31/08/19 12:00	6	72.3	72.3	51.3	72.3	-	-
31/08/19 13:00	7	73.5	73.4	53.2	73.5	-	-
31/08/19 14:00	6	68.2	68.0	54.4	68.2	-	-
31/08/19 15:00	5	69.4	69.3	54.3	69.4	-	-
31/08/19 16:00	2	62.2	61.7	53.4	62.2	-	-
31/08/19 17:00	6	71.9	71.9	52.8	71.9	-	-
31/08/19 18:00	8	69.8	69.7	55.0	69.8	-	-
31/08/19 19:00	3	75.0	74.4	66.3	-	75.0	-
31/08/19 20:00	7	73.1	72.8	61.5	-	73.1	-
31/08/19 21:00	6	70.7	70.2	61.5	-	70.7	-
31/08/19 22:00	7	77.8	77.7	60.6	-	77.8	-
31/08/19 23:00	4	79.1	79.0	63.3	-	-	79.1
01/09/19 0:00	-	54.2	-	54.2	-	-	54.2
01/09/19 1:00	1	75.4	75.3	54.3	-	-	75.4
01/09/19 2:00	-	54.0	-	54.0	-	-	54.0
01/09/19 3:00	-	50.3	-	50.3	-	-	50.3
01/09/19 4:00	-	52.8	-	52.8	-	-	52.8
01/09/19 5:00	-	54.5	-	54.5	-	-	54.5
01/09/19 6:00	4	78.7	78.5	65.9	-	-	78.7
	101	**72.5**	**72.3**	**58.7**	**69.7**	**74.9**	**73.8**

Location: DVOR NMT # 2

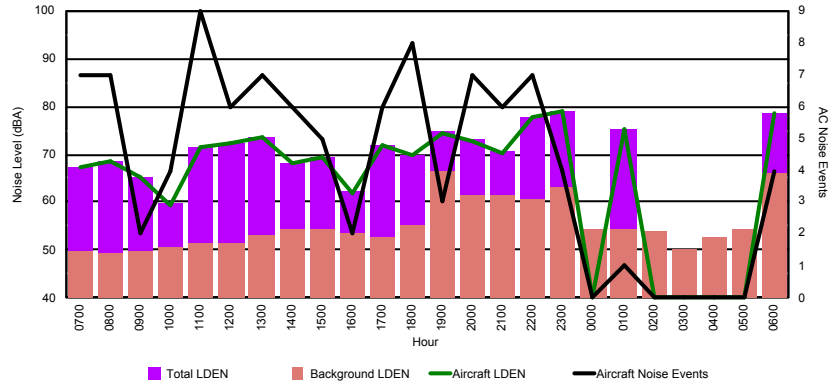

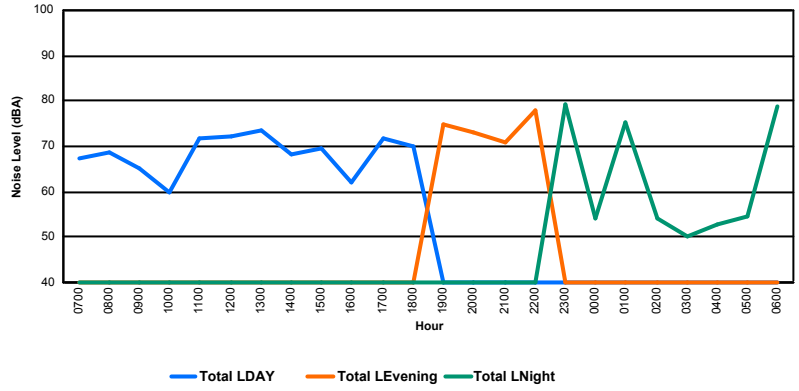

LE GOUVERNEMENT
DU GRAND-DUCHÉ DE LUXEMBOURG
Administration de la navigation aérienne

Luxembourg Airport

Noise Distribution by Hour

Between 31/08/2019 00:00:00 and 31/08/2019 23:59:59 (Local Time)

Day	Aircraft Events	Total LDEN dB (A)	Aircraft LDEN dB(A)	Background LDEN dB(A)	Total LDay dB(A)	Total LEvening dB(A)	Total LNight dB (A)
31/08/19 7:00	7	70.5	70.1	60.7	70.5	-	-
31/08/19 8:00	8	69.2	68.9	57.9	69.2	-	-
31/08/19 9:00	5	66.3	66.0	54.6	66.3	-	-
31/08/19 10:00	4	66.1	62.5	63.6	66.1	-	-
31/08/19 11:00	11	70.4	69.9	60.5	70.4	-	-
31/08/19 12:00	12	70.2	70.0	57.0	70.2	-	-
31/08/19 13:00	10	68.4	63.8	66.6	68.4	-	-
31/08/19 14:00	7	69.2	67.2	64.7	69.2	-	-
31/08/19 15:00	3	68.2	56.2	68.0	68.2	-	-
31/08/19 16:00	3	64.8	64.0	57.1	64.8	-	-
31/08/19 17:00	5	74.5	74.4	58.3	74.5	-	-
31/08/19 18:00	8	71.2	69.3	66.8	71.2	-	-
31/08/19 19:00	5	79.5	79.4	63.2	-	79.5	-
31/08/19 20:00	2	75.4	72.9	71.8	-	75.4	-
31/08/19 21:00	3	73.0	65.5	72.2	-	73.0	-
31/08/19 22:00	7	76.4	74.9	71.3	-	76.4	-
31/08/19 23:00	2	78.0	77.6	66.8	-	-	78.0
01/09/19 0:00	-	54.9	-	54.9	-	-	54.9
01/09/19 1:00	-	63.9	-	63.9	-	-	63.9
01/09/19 2:00	-	53.8	-	53.8	-	-	53.8
01/09/19 3:00	-	53.2	-	53.2	-	-	53.2
01/09/19 4:00	-	55.2	-	55.2	-	-	55.2
01/09/19 5:00	1	68.2	67.4	60.2	-	-	68.2
01/09/19 6:00	13	81.4	81.1	70.1	-	-	81.4
	116	**73.3**	**72.5**	**65.9**	**69.8**	**76.7**	**74.2**

Location: Mid Runway NMT # 3

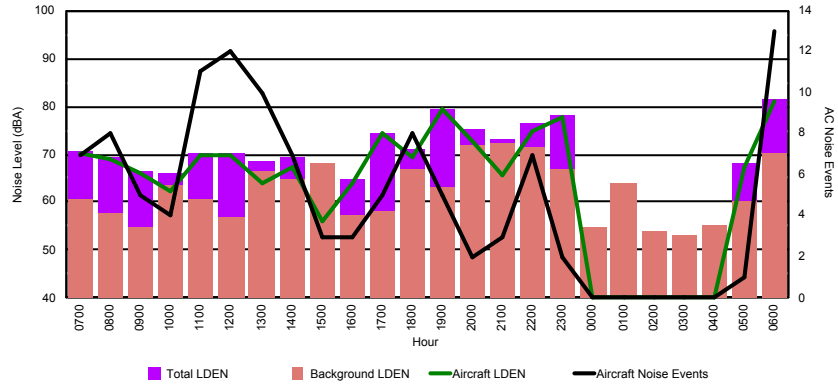

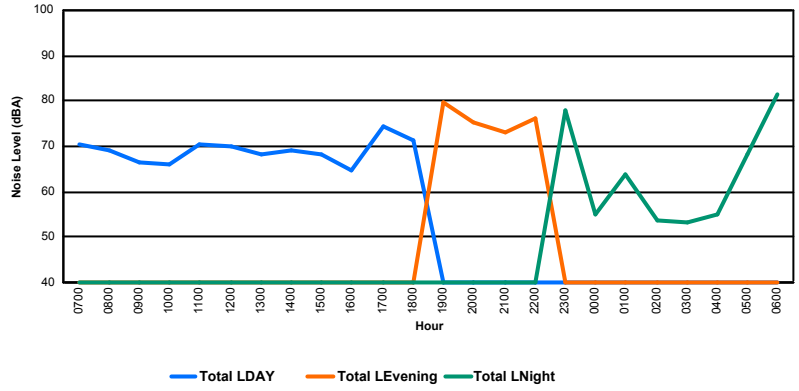

LE GOUVERNEMENT
DU GRAND-DUCHÉ DE LUXEMBOURG
Administration de la navigation aérienne

Luxembourg Airport

Noise Distribution by Hour

Between 31/08/2019 00:00:00 and 31/08/2019 23:59:59 (Local Time)

Day	Aircraft Events	Total LDEN dB (A)	Aircraft LDEN dB(A)	Background LDEN dB(A)	Total LDay dB(A)	Total LEvening dB(A)	Total LNight dB (A)
31/08/19 7:00	2	61.1	53.9	62.0	61.1	-	-
31/08/19 8:00	2	64.5	62.4	62.0	64.5	-	-
31/08/19 9:00	4	68.3	67.8	59.2	68.3	-	-
31/08/19 10:00	12	68.7	68.4	56.6	68.7	-	-
31/08/19 11:00	11	68.1	67.9	55.6	68.1	-	-
31/08/19 12:00	7	70.4	70.3	55.9	70.4	-	-
31/08/19 13:00	10	64.4	63.4	57.8	64.4	-	-
31/08/19 14:00	7	68.1	67.6	58.6	68.1	-	-
31/08/19 15:00	4	59.9	54.2	58.6	59.9	-	-
31/08/19 16:00	5	64.4	63.3	58.1	64.4	-	-
31/08/19 17:00	3	60.2	54.2	58.9	60.2	-	-
31/08/19 18:00	7	68.2	67.7	58.7	68.2	-	-
31/08/19 19:00	2	72.2	70.4	67.8	-	72.2	-
31/08/19 20:00	3	74.7	74.3	63.4	-	74.7	-
31/08/19 21:00	5	68.6	67.0	63.7	-	68.6	-
31/08/19 22:00	6	73.1	72.6	63.9	-	73.1	-
31/08/19 23:00	1	76.2	75.5	67.4	-	-	76.2
01/09/19 0:00	-	64.1	-	65.1	-	-	64.1
01/09/19 1:00	-	62.2	-	62.7	-	-	62.2
01/09/19 2:00	-	61.3	-	61.6	-	-	61.3
01/09/19 3:00	-	60.1	-	60.1	-	-	60.1
01/09/19 4:00	-	60.8	-	60.9	-	-	60.8
01/09/19 5:00	1	63.3	56.9	62.2	-	-	63.3
01/09/19 6:00	11	79.7	79.7	63.5	-	-	79.7
	103	**70.6**	**70.0**	**62.3**	**66.7**	**72.7**	**72.6**

Location: NDB-Hamm NMT # 4

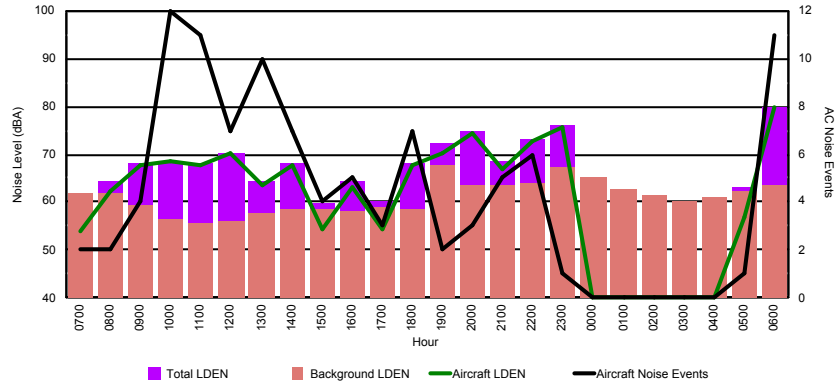

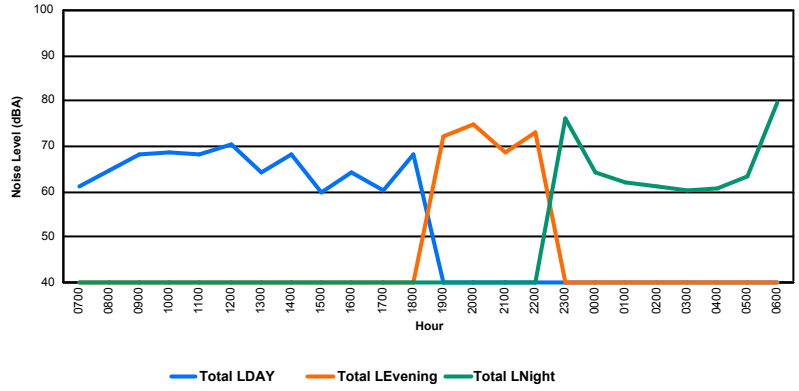

LE GOUVERNEMENT
DU GRAND-DUCHÉ DE LUXEMBOURG
Administration de la navigation aérienne

Luxembourg Airport

Noise Distribution by Hour

Between 01/09/2019 00:00:00 and 01/09/2019 23:59:59 (Local Time)

Day	Aircraft Events	Total LDEN dB (A)	Aircraft LDEN dB(A)	Background LDEN dB(A)	Total LDay dB(A)	Total LEvening dB(A)	Total LNight dB (A)
01/09/19 7:00	1	45.7	43.2	42.1	45.7	-	-
01/09/19 8:00	3	56.6	56.4	42.3	56.6	-	-
01/09/19 9:00	1	47.9	43.6	45.9	47.9	-	-
01/09/19 10:00	5	57.0	56.6	47.4	57.0	-	-
01/09/19 11:00	6	54.8	53.7	48.3	54.8	-	-
01/09/19 12:00	7	56.4	55.7	48.4	56.4	-	-
01/09/19 13:00	8	58.2	57.7	48.7	58.2	-	-
01/09/19 14:00	2	53.6	52.5	47.3	53.6	-	-
01/09/19 15:00	4	56.2	55.8	46.1	56.2	-	-
01/09/19 16:00	9	58.8	58.3	49.3	58.8	-	-
01/09/19 17:00	11	57.1	55.2	52.9	57.1	-	-
01/09/19 18:00	10	58.8	58.0	51.5	58.8	-	-
01/09/19 19:00	7	63.4	62.7	55.2	-	63.4	-
01/09/19 20:00	6	62.6	62.1	53.1	-	62.6	-
01/09/19 21:00	4	60.2	59.7	51.5	-	60.2	-
01/09/19 22:00	11	60.3	59.6	52.7	-	60.3	-
01/09/19 23:00	4	61.6	60.8	53.9	-	-	61.6
02/09/19 0:00	-	44.8	-	44.8	-	-	44.8
02/09/19 1:00	-	44.3	-	44.3	-	-	44.3
02/09/19 2:00	-	45.0	-	45.0	-	-	45.0
02/09/19 3:00	-	44.0	-	44.0	-	-	44.0
02/09/19 4:00	-	43.2	-	43.2	-	-	43.2
02/09/19 5:00	-	46.7	-	46.7	-	-	46.7
02/09/19 6:00	8	64.4	63.6	56.7	-	-	64.4
	107	**58.1**	**57.4**	**50.4**	**56.3**	**61.9**	**57.4**

Location: Roodt/Syr NMT # 1

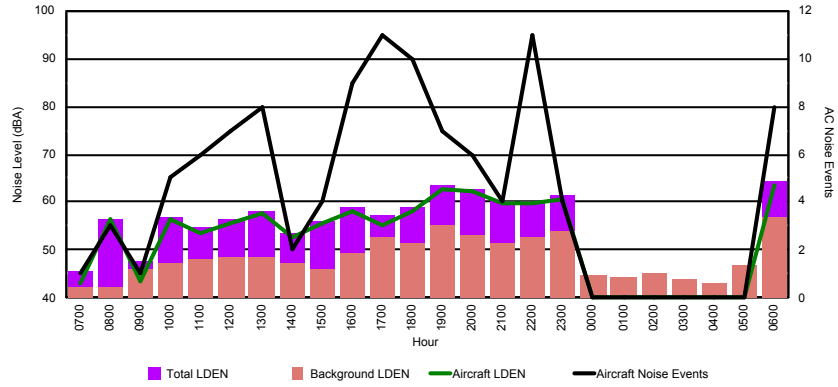

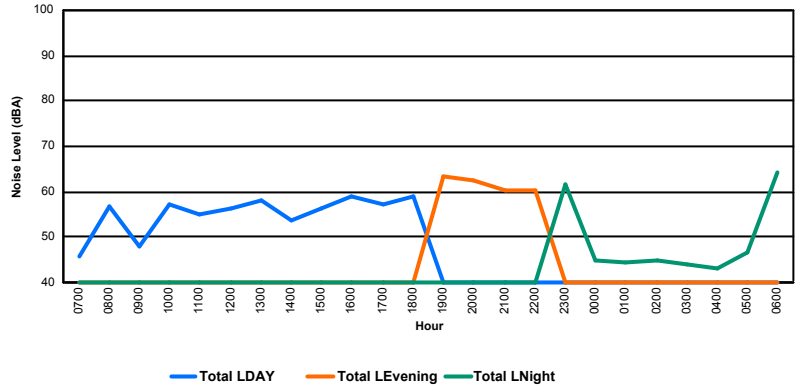

LE GOUVERNEMENT
DU GRAND-DUCHÉ DE LUXEMBOURG
Administration de la navigation aérienne

Luxembourg Airport

Noise Distribution by Hour

Between 01/09/2019 00:00:00 and 01/09/2019 23:59:59 (Local Time)

Day	Aircraft Events	Total LDEN dB (A)	Aircraft LDEN dB(A)	Background LDEN dB(A)	Total LDay dB(A)	Total LEvening dB(A)	Total LNight dB (A)
01/09/19 7:00	1	57.1	56.3	49.2	57.1	-	-
01/09/19 8:00	3	69.7	69.7	47.8	69.7	-	-
01/09/19 9:00	2	60.7	60.4	48.7	60.7	-	-
01/09/19 10:00	5	69.6	69.5	51.1	69.6	-	-
01/09/19 11:00	6	67.4	67.2	53.8	67.4	-	-
01/09/19 12:00	8	70.0	69.9	53.2	70.0	-	-
01/09/19 13:00	12	71.9	71.8	53.8	71.9	-	-
01/09/19 14:00	3	66.8	66.6	51.6	66.8	-	-
01/09/19 15:00	4	68.0	67.9	49.9	68.0	-	-
01/09/19 16:00	9	72.5	72.5	51.0	72.5	-	-
01/09/19 17:00	12	69.8	69.7	54.4	69.8	-	-
01/09/19 18:00	14	71.9	71.8	55.9	71.9	-	-
01/09/19 19:00	9	78.4	78.3	59.6	-	78.4	-
01/09/19 20:00	7	76.8	76.7	59.9	-	76.8	-
01/09/19 21:00	4	76.1	76.1	52.7	-	76.1	-
01/09/19 22:00	10	73.2	73.1	53.9	-	73.2	-
01/09/19 23:00	5	74.7	74.6	56.1	-	-	74.7
02/09/19 0:00	-	52.0	-	52.0	-	-	52.0
02/09/19 1:00	-	50.7	-	50.7	-	-	50.7
02/09/19 2:00	-	50.3	-	50.3	-	-	50.3
02/09/19 3:00	-	52.9	-	52.9	-	-	52.9
02/09/19 4:00	-	54.0	-	54.0	-	-	54.0
02/09/19 5:00	-	57.7	-	57.7	-	-	57.7
02/09/19 6:00	15	74.3	74.2	61.1	-	-	74.3
	129	**71.5**	**71.4**	**54.9**	**69.4**	**76.5**	**68.6**

Location: DVOR NMT # 2

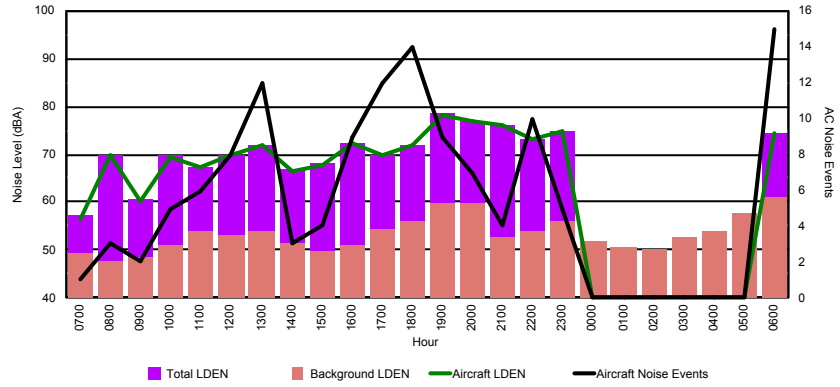

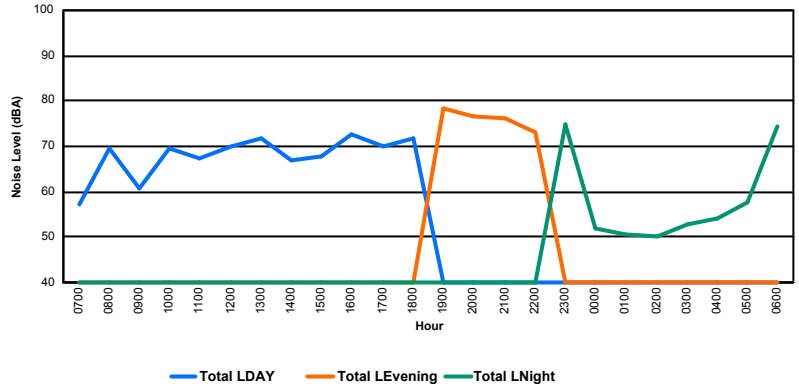

LE GOUVERNEMENT
DU GRAND-DUCHÉ DE LUXEMBOURG
Administration de la navigation aérienne

Luxembourg Airport

Noise Distribution by Hour

Between 01/09/2019 00:00:00 and 01/09/2019 23:59:59 (Local Time)

Day	Aircraft Events	Total LDEN dB (A)	Aircraft LDEN dB(A)	Background LDEN dB(A)	Total LDay dB(A)	Total LEvening dB(A)	Total LNight dB (A)
01/09/19 7:00	4	64.7	62.7	60.3	64.7	-	-
01/09/19 8:00	2	66.3	56.4	65.8	66.3	-	-
01/09/19 9:00	5	66.9	66.7	54.6	66.9	-	-
01/09/19 10:00	3	66.7	64.5	62.8	66.7	-	-
01/09/19 11:00	9	68.8	68.1	60.4	68.8	-	-
01/09/19 12:00	8	70.0	66.8	67.2	70.0	-	-
01/09/19 13:00	12	71.7	68.4	69.0	71.7	-	-
01/09/19 14:00	8	74.2	65.6	73.6	74.2	-	-
01/09/19 15:00	3	60.4	57.6	57.4	60.4	-	-
01/09/19 16:00	13	72.6	64.8	71.8	72.6	-	-
01/09/19 17:00	8	70.8	68.8	66.6	70.8	-	-
01/09/19 18:00	18	69.7	68.0	65.0	69.7	-	-
01/09/19 19:00	16	78.2	77.6	69.4	-	78.2	-
01/09/19 20:00	17	74.8	73.3	69.6	-	74.8	-
01/09/19 21:00	2	74.4	66.6	73.6	-	74.4	-
01/09/19 22:00	3	74.2	69.8	72.4	-	74.2	-
01/09/19 23:00	1	73.5	69.1	71.6	-	-	73.5
02/09/19 0:00	1	69.3	67.7	64.4	-	-	69.3
02/09/19 1:00	-	58.2	-	58.2	-	-	58.2
02/09/19 2:00	-	56.5	-	56.5	-	-	56.5
02/09/19 3:00	-	56.0	-	56.0	-	-	56.0
02/09/19 4:00	-	69.0	-	69.1	-	-	69.0
02/09/19 5:00	-	62.4	-	62.4	-	-	62.4
02/09/19 6:00	16	77.5	77.0	69.6	-	-	77.5
	149	**71.8**	**69.3**	**68.3**	**69.9**	**75.7**	**70.9**

Location: Mid Runway NMT # 3

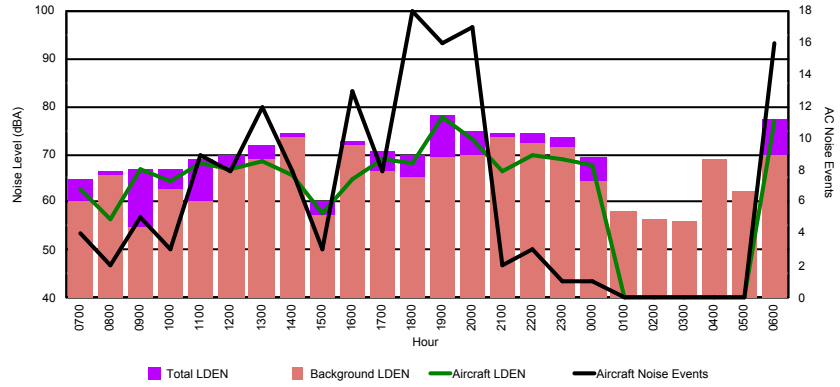

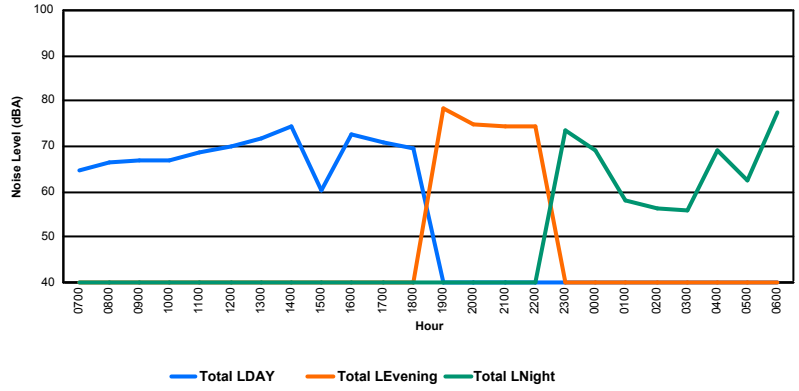

LE GOUVERNEMENT
DU GRAND-DUCHÉ DE LUXEMBOURG
Administration de la navigation aérienne

Luxembourg Airport

Noise Distribution by Hour

Between 01/09/2019 00:00:00 and 01/09/2019 23:59:59 (Local Time)

Day	Aircraft Events	Total LDEN dB (A)	Aircraft LDEN dB(A)	Background LDEN dB(A)	Total LDay dB(A)	Total LEvening dB(A)	Total LNight dB (A)
01/09/19 7:00	5	63.6	63.2	53.3	63.6	-	-
01/09/19 8:00	2	61.3	52.7	61.1	61.3	-	-
01/09/19 9:00	5	62.5	61.4	56.0	62.5	-	-
01/09/19 10:00	2	62.8	61.9	55.9	62.8	-	-
01/09/19 11:00	7	68.4	68.2	56.4	68.4	-	-
01/09/19 12:00	8	67.5	67.1	56.5	67.5	-	-
01/09/19 13:00	9	66.7	66.3	56.3	66.7	-	-
01/09/19 14:00	7	63.7	62.8	56.7	63.7	-	-
01/09/19 15:00	2	56.5	46.5	56.1	56.5	-	-
01/09/19 16:00	4	61.6	60.3	55.9	61.6	-	-
01/09/19 17:00	7	67.4	67.0	57.1	67.4	-	-
01/09/19 18:00	14	64.7	63.8	57.9	64.7	-	-
01/09/19 19:00	14	78.1	78.0	62.3	-	78.1	-
01/09/19 20:00	8	71.1	70.6	61.8	-	71.1	-
01/09/19 21:00	7	70.9	70.3	62.0	-	70.9	-
01/09/19 22:00	3	74.7	74.5	62.1	-	74.7	-
01/09/19 23:00	1	67.8	63.8	65.6	-	-	67.8
02/09/19 0:00	4	75.3	75.0	64.9	-	-	75.3
02/09/19 1:00	-	63.7	-	64.3	-	-	63.7
02/09/19 2:00	-	62.8	-	63.3	-	-	62.8
02/09/19 3:00	-	64.9	-	65.2	-	-	64.9
02/09/19 4:00	3	77.6	77.2	67.0	-	-	77.6
02/09/19 5:00	-	69.9	-	71.2	-	-	69.9
02/09/19 6:00	2	72.6	60.4	74.8	-	-	72.6
	114	**70.8**	**69.9**	**65.0**	**64.9**	**74.7**	**72.2**

Location: NDB-Hamm NMT # 4

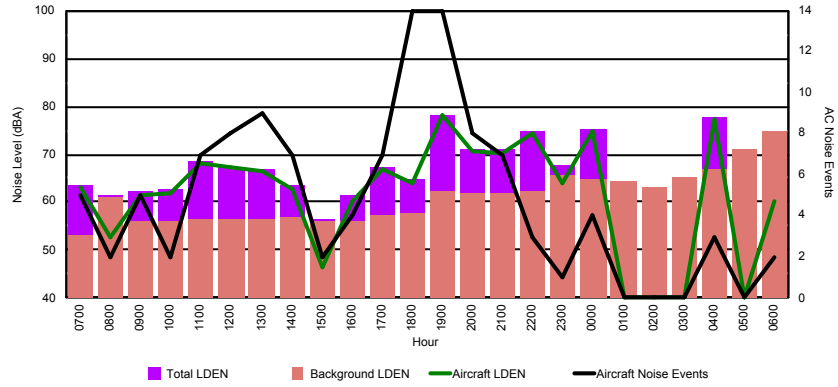

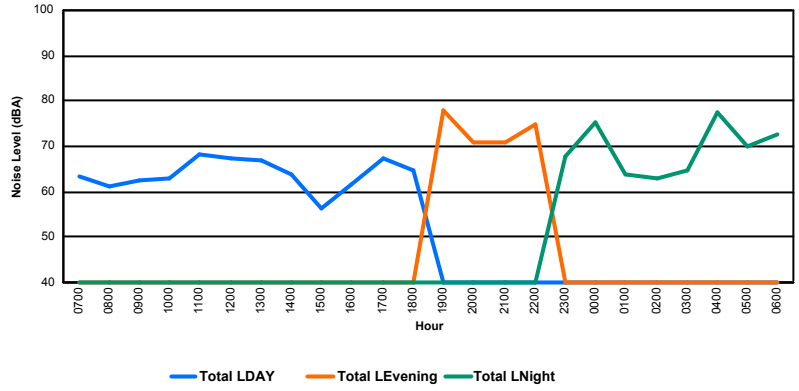

LE GOUVERNEMENT
DU GRAND-DUCHÉ DE LUXEMBOURG
Administration de la navigation aérienne

Luxembourg Airport

Noise Distribution by Hour

Between 02/09/2019 00:00:00 and 02/09/2019 23:59:59 (Local Time)

Day	Aircraft Events	Total LDEN dB (A)	Aircraft LDEN dB(A)	Background LDEN dB(A)	Total LDay dB(A)	Total LEvening dB(A)	Total LNight dB (A)
02/09/19 7:00	3	57.3	56.8	48.0	57.3	-	-
02/09/19 8:00	1	56.9	56.4	46.9	56.9	-	-
02/09/19 9:00	2	56.8	56.4	46.7	56.8	-	-
02/09/19 10:00	4	52.4	50.1	48.7	52.4	-	-
02/09/19 11:00	3	52.1	50.5	47.4	52.1	-	-
02/09/19 12:00	3	58.1	55.3	55.0	58.1	-	-
02/09/19 13:00	2	50.4	48.7	45.6	50.4	-	-
02/09/19 14:00	2	55.7	54.9	48.5	55.7	-	-
02/09/19 15:00	8	57.4	56.3	51.0	57.4	-	-
02/09/19 16:00	6	57.4	56.8	49.0	57.4	-	-
02/09/19 17:00	9	57.8	57.0	50.4	57.8	-	-
02/09/19 18:00	5	52.5	50.7	48.2	52.5	-	-
02/09/19 19:00	6	58.7	57.3	53.2	-	58.7	-
02/09/19 20:00	8	62.8	62.4	53.2	-	62.8	-
02/09/19 21:00	3	56.6	55.6	50.4	-	56.6	-
02/09/19 22:00	13	60.8	60.0	53.5	-	60.8	-
02/09/19 23:00	7	68.4	68.2	56.2	-	-	68.4
03/09/19 0:00	-	46.8	-	46.8	-	-	46.8
03/09/19 1:00	-	46.2	-	46.2	-	-	46.2
03/09/19 2:00	-	44.8	-	44.8	-	-	44.8
03/09/19 3:00	-	43.7	-	43.7	-	-	43.7
03/09/19 4:00	-	45.8	-	45.8	-	-	45.8
03/09/19 5:00	-	51.1	-	51.1	-	-	51.1
03/09/19 6:00	1	66.0	65.6	55.7	-	-	66.0
	86	**59.3**	**58.7**	**50.9**	**56.1**	**60.3**	**61.5**

Location: Roodt/Syr NMT # 1

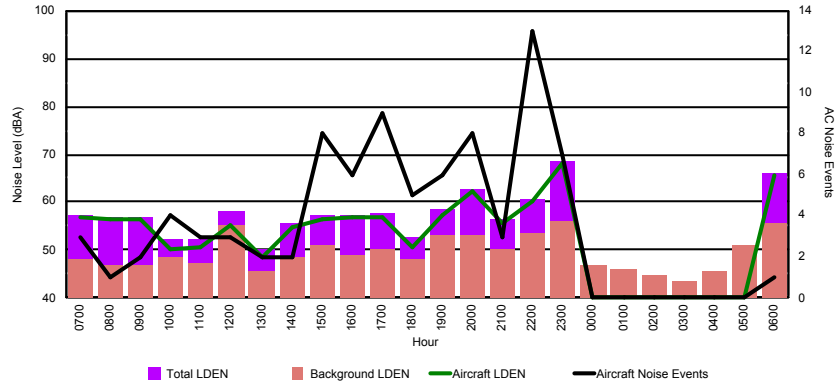

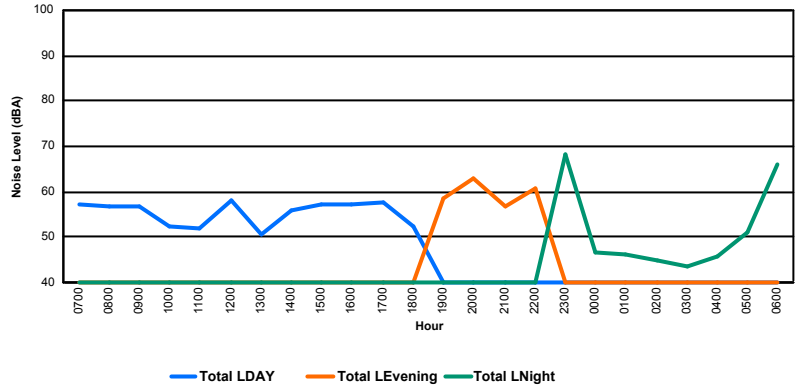

LE GOUVERNEMENT
DU GRAND-DUCHÉ DE LUXEMBOURG
Administration de la navigation aérienne

Luxembourg Airport

Noise Distribution by Hour

Between 02/09/2019 00:00:00 and 02/09/2019 23:59:59 (Local Time)

Day	Aircraft Events	Total LDEN dB (A)	Aircraft LDEN dB(A)	Background LDEN dB(A)	Total LDay dB(A)	Total LEvening dB(A)	Total LNight dB (A)
02/09/19 7:00	5	65.5	65.3	51.3	65.5	-	-
02/09/19 8:00	1	67.1	67.0	49.8	67.1	-	-
02/09/19 9:00	6	66.6	66.5	50.0	66.6	-	-
02/09/19 10:00	10	62.3	62.0	51.0	62.3	-	-
02/09/19 11:00	6	60.9	60.6	49.7	60.9	-	-
02/09/19 12:00	9	66.5	66.3	53.7	66.5	-	-
02/09/19 13:00	1	56.7	55.9	48.6	56.7	-	-
02/09/19 14:00	4	67.8	67.6	50.3	67.8	-	-
02/09/19 15:00	11	70.9	70.9	52.0	70.9	-	-
02/09/19 16:00	6	70.2	70.1	50.9	70.2	-	-
02/09/19 17:00	10	71.3	71.2	51.6	71.3	-	-
02/09/19 18:00	7	64.3	64.2	50.2	64.3	-	-
02/09/19 19:00	6	69.7	69.5	55.3	-	69.7	-
02/09/19 20:00	8	75.8	75.8	55.7	-	75.8	-
02/09/19 21:00	3	68.7	68.5	54.8	-	68.7	-
02/09/19 22:00	13	73.0	72.9	54.5	-	73.0	-
02/09/19 23:00	7	81.6	81.6	59.2	-	-	81.6
03/09/19 0:00	-	53.6	-	53.6	-	-	53.6
03/09/19 1:00	-	52.2	-	52.2	-	-	52.2
03/09/19 2:00	-	52.0	-	52.0	-	-	52.0
03/09/19 3:00	-	54.5	-	54.5	-	-	54.5
03/09/19 4:00	-	56.6	-	56.6	-	-	56.6
03/09/19 5:00	-	61.3	-	61.3	-	-	61.3
03/09/19 6:00	3	80.2	79.9	66.6	-	-	80.2
	116	**72.1**	**72.0**	**56.5**	**67.4**	**72.7**	**75.0**

Location: DVOR NMT # 2

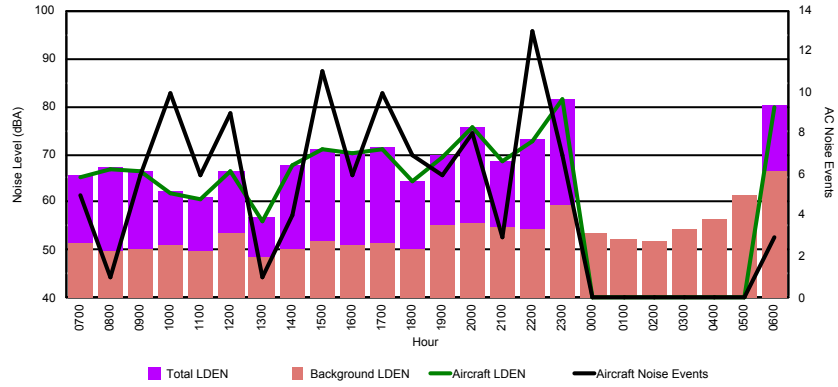

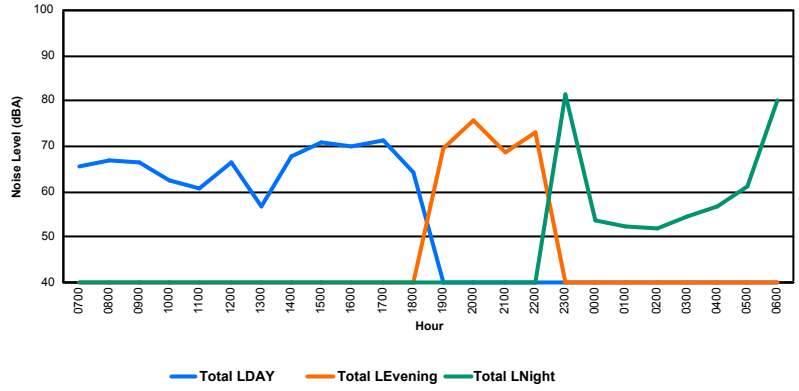

LE GOUVERNEMENT
DU GRAND-DUCHÉ DE LUXEMBOURG
Administration de la navigation aérienne

Luxembourg Airport
Noise Distribution by Hour

Between 02/09/2019 00:00:00 and 02/09/2019 23:59:59 (Local Time)

Day	Aircraft Events	Total LDEN dB (A)	Aircraft LDEN dB(A)	Background LDEN dB(A)	Total LDay dB(A)	Total LEvening dB(A)	Total LNight dB (A)
02/09/19 7:00	6	67.2	66.9	56.7	67.2	-	-
02/09/19 8:00	1	67.6	67.2	57.1	67.6	-	-
02/09/19 9:00	7	70.0	69.7	58.6	70.0	-	-
02/09/19 10:00	11	66.5	65.8	59.1	66.5	-	-
02/09/19 11:00	7	66.3	65.0	60.8	66.3	-	-
02/09/19 12:00	16	68.7	68.4	56.9	68.7	-	-
02/09/19 13:00	3	62.8	61.5	57.1	62.8	-	-
02/09/19 14:00	2	72.5	48.5	72.5	72.5	-	-
02/09/19 15:00	10	70.2	68.8	64.8	70.2	-	-
02/09/19 16:00	6	67.6	65.1	64.1	67.6	-	-
02/09/19 17:00	10	71.0	69.8	65.1	71.0	-	-
02/09/19 18:00	8	67.4	63.9	64.9	67.4	-	-
02/09/19 19:00	16	70.7	70.2	61.4	-	70.7	-
02/09/19 20:00	10	75.3	72.4	72.2	-	75.3	-
02/09/19 21:00	4	74.5	68.3	73.3	-	74.5	-
02/09/19 22:00	3	74.5	65.3	74.0	-	74.5	-
02/09/19 23:00	2	80.0	76.2	77.7	-	-	80.0
03/09/19 0:00	-	65.4	-	65.8	-	-	65.4
03/09/19 1:00	-	60.9	-	61.0	-	-	60.9
03/09/19 2:00	-	63.3	-	63.5	-	-	63.3
03/09/19 3:00	-	61.0	-	61.0	-	-	61.0
03/09/19 4:00	-	57.5	-	57.5	-	-	57.5
03/09/19 5:00	-	62.9	-	63.0	-	-	62.9
03/09/19 6:00	12	81.5	78.0	80.5	-	-	81.5
	134	**72.7**	**69.2**	**70.7**	**68.8**	**74.1**	**75.0**

Location: Mid Runway NMT # 3

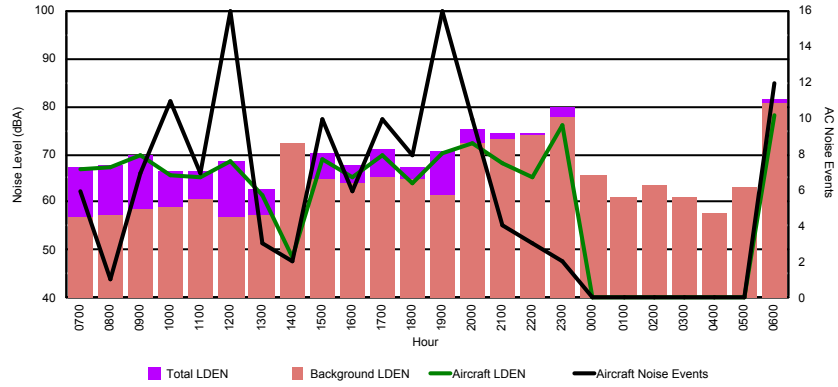

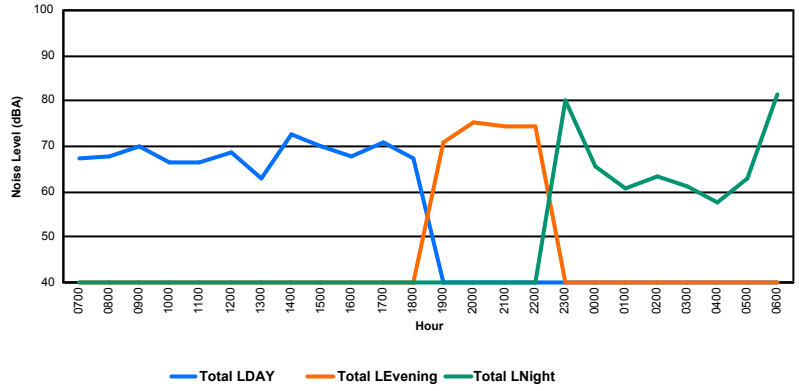

LE GOUVERNEMENT
DU GRAND-DUCHÉ DE LUXEMBOURG
Administration de la navigation aérienne

Luxembourg Airport

Noise Distribution by Hour

Between 02/09/2019 00:00:00 and 02/09/2019 23:59:59 (Local Time)

Day	Aircraft Events	Total LDEN dB (A)	Aircraft LDEN dB(A)	Background LDEN dB(A)	Total LDay dB(A)	Total LEvening dB(A)	Total LNight dB (A)
02/09/19 7:00	2	66.6	62.1	67.6	66.6	-	-
02/09/19 8:00	6	65.3	62.7	65.1	65.3	-	-
02/09/19 9:00	10	65.6	63.4	61.9	65.6	-	-
02/09/19 10:00	8	64.6	62.7	60.3	64.6	-	-
02/09/19 11:00	6	67.9	67.2	60.1	67.9	-	-
02/09/19 12:00	4	64.6	63.2	59.1	64.6	-	-
02/09/19 13:00	6	64.5	62.6	60.0	64.5	-	-
02/09/19 14:00	5	65.2	63.9	59.4	65.2	-	-
02/09/19 15:00	11	64.8	63.4	59.3	64.8	-	-
02/09/19 16:00	8	63.3	61.4	59.1	63.3	-	-
02/09/19 17:00	9	66.0	65.1	58.9	66.0	-	-
02/09/19 18:00	10	63.6	62.1	58.6	63.6	-	-
02/09/19 19:00	7	66.1	62.3	64.0	-	66.1	-
02/09/19 20:00	6	67.1	64.3	64.0	-	67.1	-
02/09/19 21:00	6	72.7	72.2	63.1	-	72.7	-
02/09/19 22:00	3	71.8	71.1	63.9	-	71.8	-
02/09/19 23:00	2	78.8	78.5	66.8	-	-	78.8
03/09/19 0:00	-	64.2	-	65.0	-	-	64.2
03/09/19 1:00	-	62.9	-	63.4	-	-	62.9
03/09/19 2:00	-	63.2	-	63.9	-	-	63.2
03/09/19 3:00	-	64.1	-	64.3	-	-	64.1
03/09/19 4:00	-	66.1	-	66.6	-	-	66.1
03/09/19 5:00	-	69.3	-	70.8	-	-	69.3
03/09/19 6:00	14	78.6	77.9	73.5	-	-	78.6
	123	**70.2**	**69.1**	**65.4**	**65.3**	**70.3**	**73.3**

Location: NDB-Hamm NMT # 4

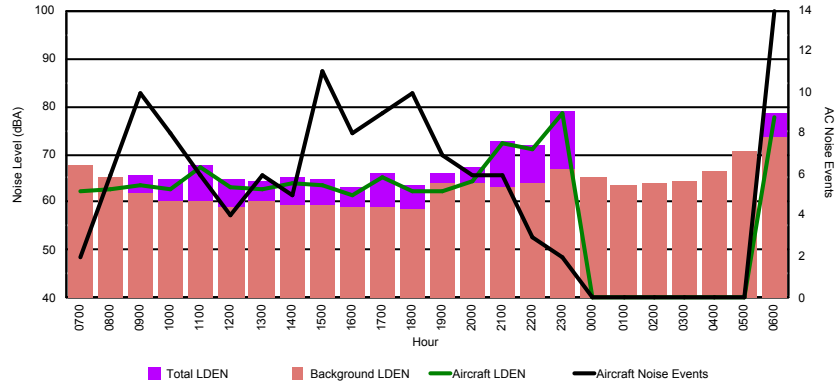

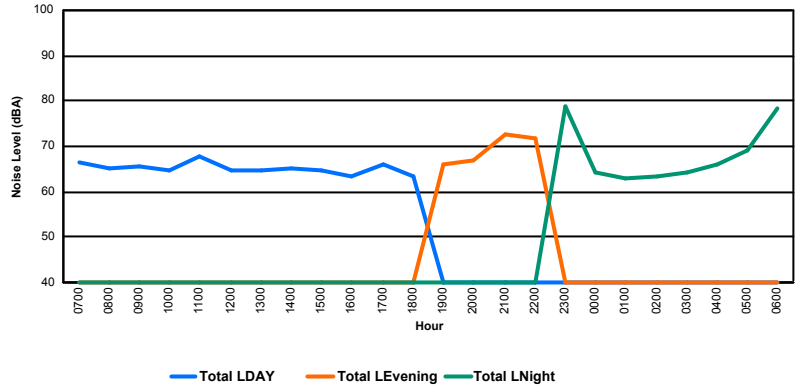

LE GOUVERNEMENT
DU GRAND-DUCHÉ DE LUXEMBOURG
Administration de la navigation aérienne

Luxembourg Airport

Noise Distribution by Hour

Between 03/09/2019 00:00:00 and 03/09/2019 23:59:59 (Local Time)

Day	Aircraft Events	Total LDEN dB (A)	Aircraft LDEN dB(A)	Background LDEN dB(A)	Total LDay dB(A)	Total LEvening dB(A)	Total LNight dB (A)
03/09/19 7:00	2	55.1	54.1	48.5	55.1	-	-
03/09/19 8:00	3	51.0	48.8	47.2	51.0	-	-
03/09/19 9:00	7	53.9	52.1	49.5	53.9	-	-
03/09/19 10:00	9	55.3	53.6	50.8	55.3	-	-
03/09/19 11:00	4	53.6	51.2	50.0	53.6	-	-
03/09/19 12:00	4	52.5	51.1	47.1	52.5	-	-
03/09/19 13:00	9	55.8	54.5	50.3	55.8	-	-
03/09/19 14:00	7	57.1	55.9	51.1	57.1	-	-
03/09/19 15:00	7	58.2	57.6	49.1	58.2	-	-
03/09/19 16:00	4	53.0	51.8	47.3	53.0	-	-
03/09/19 17:00	9	59.4	58.5	51.6	59.4	-	-
03/09/19 18:00	10	59.4	59.0	50.1	59.4	-	-
03/09/19 19:00	4	60.7	60.1	52.1	-	60.7	-
03/09/19 20:00	5	58.0	56.5	52.9	-	58.0	-
03/09/19 21:00	11	63.0	62.3	55.1	-	63.0	-
03/09/19 22:00	11	59.6	58.5	53.5	-	59.6	-
03/09/19 23:00	2	66.5	66.4	52.3	-	-	66.5
04/09/19 0:00	-	46.9	-	46.9	-	-	46.9
04/09/19 1:00	-	46.3	-	46.3	-	-	46.3
04/09/19 2:00	-	46.6	-	46.6	-	-	46.6
04/09/19 3:00	-	44.3	-	44.3	-	-	44.3
04/09/19 4:00	-	47.0	-	47.0	-	-	47.0
04/09/19 5:00	-	49.9	-	49.9	-	-	49.9
04/09/19 6:00	1	62.1	61.0	55.7	-	-	62.1
	109	**58.3**	**57.5**	**50.8**	**56.1**	**60.7**	**59.0**

Location: Roodt/Syr NMT # 1

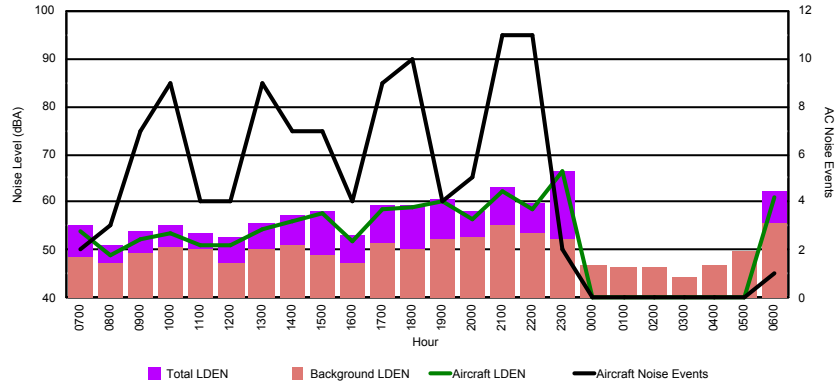

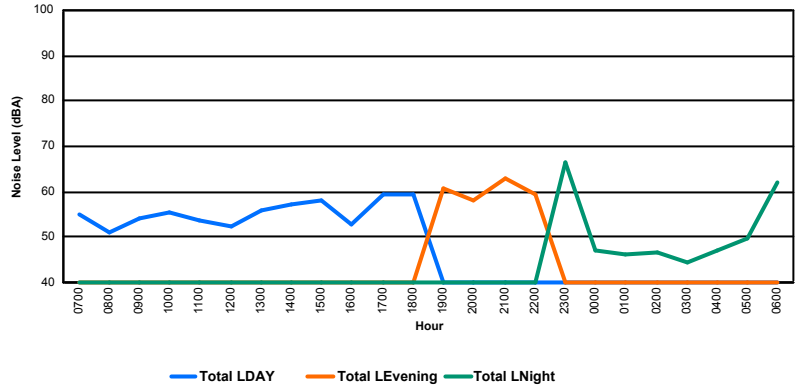

LE GOUVERNEMENT
DU GRAND-DUCHÉ DE LUXEMBOURG
Administration de la navigation aérienne

Luxembourg Airport

Noise Distribution by Hour

Between 03/09/2019 00:00:00 and 03/09/2019 23:59:59 (Local Time)

Day	Aircraft Events	Total LDEN dB (A)	Aircraft LDEN dB(A)	Background LDEN dB(A)	Total LDay dB(A)	Total LEvening dB(A)	Total LNight dB (A)
03/09/19 7:00	3	69.8	69.5	58.4	69.8	-	-
03/09/19 8:00	3	63.1	62.3	55.9	63.1	-	-
03/09/19 9:00	8	66.4	66.2	53.1	66.4	-	-
03/09/19 10:00	12	68.3	68.2	54.3	68.3	-	-
03/09/19 11:00	5	65.0	64.7	53.6	65.0	-	-
03/09/19 12:00	5	64.5	64.2	52.7	64.5	-	-
03/09/19 13:00	10	68.9	68.8	53.3	68.9	-	-
03/09/19 14:00	8	69.2	69.1	52.8	69.2	-	-
03/09/19 15:00	8	73.1	73.0	53.5	73.1	-	-
03/09/19 16:00	4	64.8	64.6	52.7	64.8	-	-
03/09/19 17:00	12	71.6	71.5	53.8	71.6	-	-
03/09/19 18:00	10	74.2	74.2	54.1	74.2	-	-
03/09/19 19:00	4	75.4	75.3	58.2	-	75.4	-
03/09/19 20:00	6	71.7	71.5	57.6	-	71.7	-
03/09/19 21:00	10	75.7	75.7	59.3	-	75.7	-
03/09/19 22:00	13	73.3	73.1	59.7	-	73.3	-
03/09/19 23:00	2	80.8	80.7	57.4	-	-	80.8
04/09/19 0:00	-	53.9	-	53.9	-	-	53.9
04/09/19 1:00	-	55.5	-	55.5	-	-	55.5
04/09/19 2:00	-	54.0	-	54.0	-	-	54.0
04/09/19 3:00	-	53.1	-	53.1	-	-	53.1
04/09/19 4:00	-	57.8	-	57.8	-	-	57.8
04/09/19 5:00	-	62.8	-	62.9	-	-	62.8
04/09/19 6:00	1	74.3	73.7	66.0	-	-	74.3
	124	**71.9**	**71.7**	**57.8**	**69.6**	**74.3**	**72.8**

Location: DVOR NMT # 2

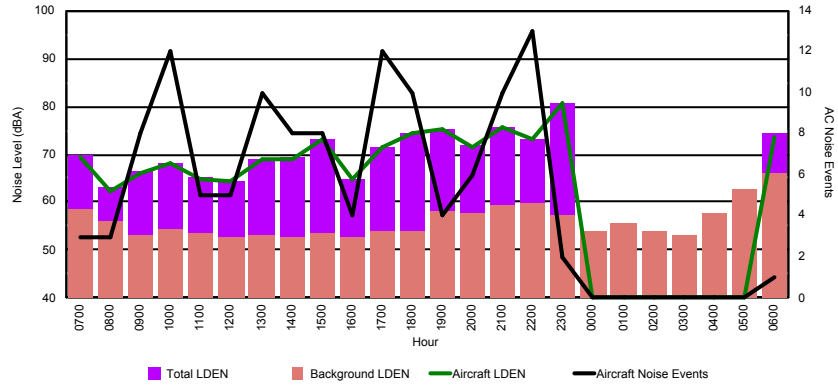

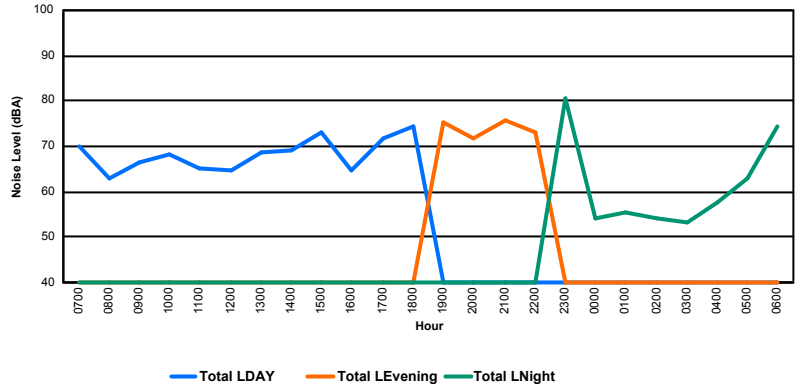

LE GOUVERNEMENT
DU GRAND-DUCHÉ DE LUXEMBOURG
Administration de la navigation aérienne

Luxembourg Airport

Noise Distribution by Hour

Between 03/09/2019 00:00:00 and 03/09/2019 23:59:59 (Local Time)

Day	Aircraft Events	Total LDEN dB (A)	Aircraft LDEN dB(A)	Background LDEN dB(A)	Total LDay dB(A)	Total LEvening dB(A)	Total LNight dB (A)
03/09/19 7:00	5	71.2	66.8	69.2	71.2	-	-
03/09/19 8:00	1	63.4	52.0	63.1	63.4	-	-
03/09/19 9:00	5	66.9	62.8	64.9	66.9	-	-
03/09/19 10:00	5	68.2	66.1	64.0	68.2	-	-
03/09/19 11:00	13	68.2	67.7	58.2	68.2	-	-
03/09/19 12:00	7	61.4	60.5	54.3	61.4	-	-
03/09/19 13:00	6	67.3	61.2	66.2	67.3	-	-
03/09/19 14:00	8	66.8	65.1	62.3	66.8	-	-
03/09/19 15:00	10	70.7	67.9	67.5	70.7	-	-
03/09/19 16:00	10	70.1	69.9	58.2	70.1	-	-
03/09/19 17:00	7	73.6	65.0	73.0	73.6	-	-
03/09/19 18:00	10	67.7	65.0	64.4	67.7	-	-
03/09/19 19:00	13	74.2	72.0	70.2	-	74.2	-
03/09/19 20:00	5	73.3	70.5	70.1	-	73.3	-
03/09/19 21:00	3	75.5	71.7	73.2	-	75.5	-
03/09/19 22:00	1	74.4	70.5	72.2	-	74.4	-
03/09/19 23:00	2	78.9	70.3	78.2	-	-	78.9
04/09/19 0:00	-	60.9	-	60.9	-	-	60.9
04/09/19 1:00	-	61.2	-	61.3	-	-	61.2
04/09/19 2:00	-	59.1	-	59.1	-	-	59.1
04/09/19 3:00	-	60.2	-	60.2	-	-	60.2
04/09/19 4:00	-	61.7	-	61.8	-	-	61.7
04/09/19 5:00	-	59.1	-	59.2	-	-	59.1
04/09/19 6:00	12	78.3	76.7	73.5	-	-	78.3
	123	**71.7**	**68.1**	**69.3**	**69.0**	**74.4**	**72.8**

Location: Mid Runway NMT # 3

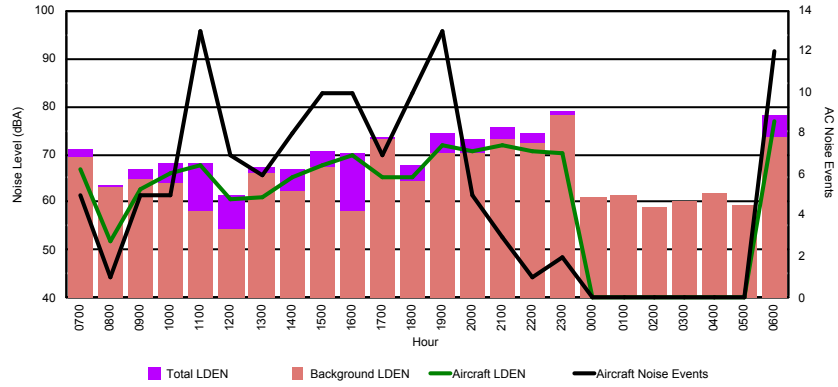

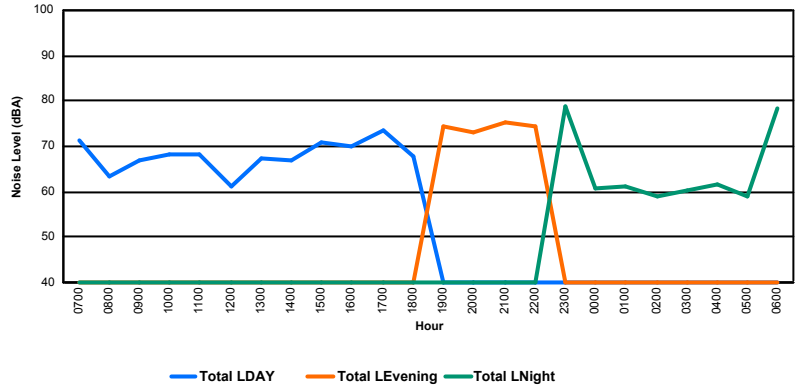

LE GOUVERNEMENT
DU GRAND-DUCHÉ DE LUXEMBOURG
Administration de la navigation aérienne

Luxembourg Airport

Noise Distribution by Hour

Between 03/09/2019 00:00:00 and 03/09/2019 23:59:59 (Local Time)

Day	Aircraft Events	Total LDEN dB (A)	Aircraft LDEN dB(A)	Background LDEN dB(A)	Total LDay dB(A)	Total LEvening dB(A)	Total LNight dB (A)
03/09/19 7:00	10	69.5	68.6	76.1	69.5	-	-
03/09/19 8:00	6	62.7	58.1	64.2	62.7	-	-
03/09/19 9:00	5	63.0	57.8	61.6	63.0	-	-
03/09/19 10:00	6	64.0	61.1	61.1	64.0	-	-
03/09/19 11:00	11	63.9	61.5	60.6	63.9	-	-
03/09/19 12:00	6	61.2	57.5	59.0	61.2	-	-
03/09/19 13:00	7	64.0	62.1	59.7	64.0	-	-
03/09/19 14:00	8	62.5	59.4	59.7	62.5	-	-
03/09/19 15:00	14	65.6	64.4	59.7	65.6	-	-
03/09/19 16:00	7	69.9	69.5	59.4	69.9	-	-
03/09/19 17:00	7	64.2	62.9	58.5	64.2	-	-
03/09/19 18:00	10	63.0	61.1	58.7	63.0	-	-
03/09/19 19:00	8	66.9	64.6	63.3	-	66.9	-
03/09/19 20:00	5	73.2	72.9	62.1	-	73.2	-
03/09/19 21:00	4	74.4	74.2	62.0	-	74.4	-
03/09/19 22:00	2	73.8	73.4	62.5	-	73.8	-
03/09/19 23:00	2	79.0	78.7	66.1	-	-	79.0
04/09/19 0:00	-	64.5	-	65.4	-	-	64.5
04/09/19 1:00	-	64.6	-	65.4	-	-	64.6
04/09/19 2:00	-	64.6	-	65.4	-	-	64.6
04/09/19 3:00	-	64.2	-	64.4	-	-	64.2
04/09/19 4:00	-	67.0	-	67.7	-	-	67.0
04/09/19 5:00	-	69.6	-	71.1	-	-	69.6
04/09/19 6:00	13	76.3	75.0	75.3	-	-	76.3
	131	**70.4**	**69.3**	**67.3**	**65.4**	**72.9**	**72.7**

Location: NDB-Hamm NMT # 4

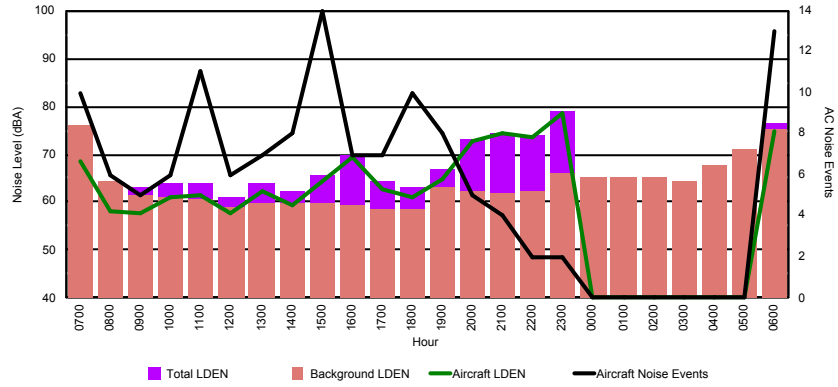

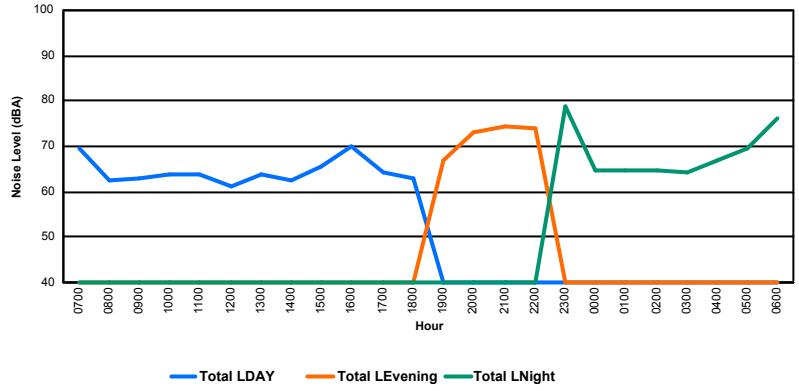

LE GOUVERNEMENT
DU GRAND-DUCHÉ DE LUXEMBOURG
Administration de la navigation aérienne

Luxembourg Airport

Noise Distribution by Hour

Between 04/09/2019 00:00:00 and 04/09/2019 23:59:59 (Local Time)

Day	Aircraft Events	Total LDEN dB (A)	Aircraft LDEN dB(A)	Background LDEN dB(A)	Total LDay dB(A)	Total LEvening dB(A)	Total LNight dB (A)
04/09/19 7:00	4	58.2	57.6	49.7	58.2	-	-
04/09/19 8:00	7	58.7	58.3	48.2	58.7	-	-
04/09/19 9:00	9	57.5	56.6	50.5	57.5	-	-
04/09/19 10:00	11	58.9	58.1	51.6	58.9	-	-
04/09/19 11:00	6	58.0	57.4	49.6	58.0	-	-
04/09/19 12:00	2	53.0	50.1	50.0	53.0	-	-
04/09/19 13:00	6	57.6	56.6	50.8	57.6	-	-
04/09/19 14:00	7	55.1	53.1	51.0	55.1	-	-
04/09/19 15:00	6	59.2	58.5	51.2	59.2	-	-
04/09/19 16:00	7	55.1	52.5	51.7	55.1	-	-
04/09/19 17:00	8	56.9	55.4	51.9	56.9	-	-
04/09/19 18:00	6	58.3	57.6	50.0	58.3	-	-
04/09/19 19:00	8	63.0	62.2	55.6	-	63.0	-
04/09/19 20:00	4	61.4	60.7	53.1	-	61.4	-
04/09/19 21:00	7	60.5	59.2	54.8	-	60.5	-
04/09/19 22:00	14	61.3	60.3	55.0	-	61.3	-
04/09/19 23:00	2	65.2	65.0	51.9	-	-	65.2
05/09/19 0:00	-	46.4	-	46.4	-	-	46.4
05/09/19 1:00	-	44.2	-	44.2	-	-	44.2
05/09/19 2:00	-	43.5	-	43.5	-	-	43.5
05/09/19 3:00	-	42.3	-	42.3	-	-	42.3
05/09/19 4:00	-	44.9	-	44.9	-	-	44.9
05/09/19 5:00	-	47.1	-	47.1	-	-	47.1
05/09/19 6:00	1	60.4	59.7	51.9	-	-	60.4
	115	**58.6**	**57.8**	**51.1**	**57.5**	**61.6**	**57.6**

Location: Roodt/Syr NMT # 1

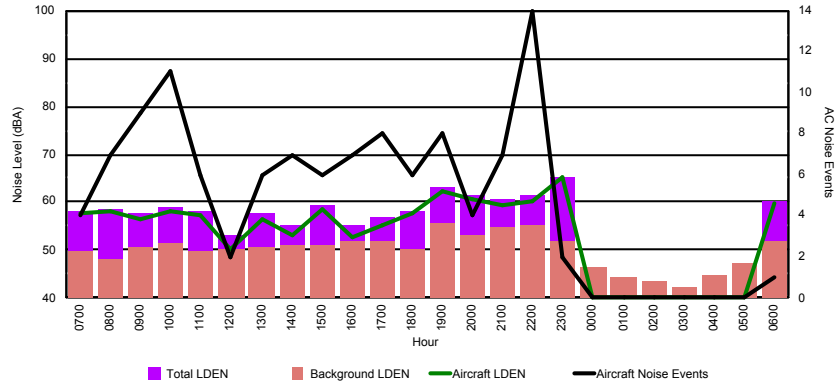

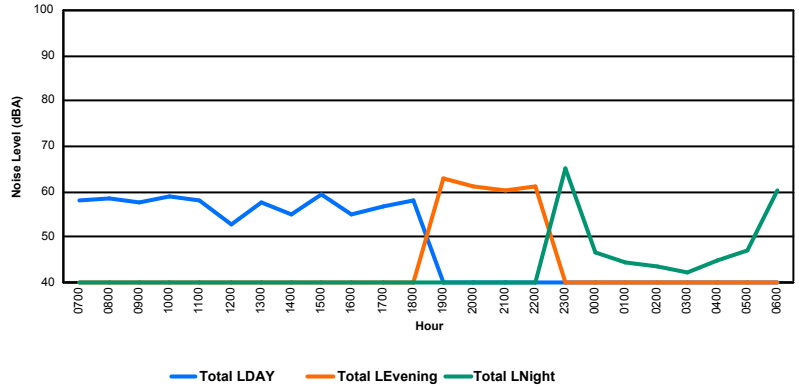

LE GOUVERNEMENT
DU GRAND-DUCHÉ DE LUXEMBOURG
Administration de la navigation aérienne

Luxembourg Airport

Noise Distribution by Hour

Between 04/09/2019 00:00:00 and 04/09/2019 23:59:59 (Local Time)

Day	Aircraft Events	Total LDEN dB (A)	Aircraft LDEN dB(A)	Background LDEN dB(A)	Total LDay dB(A)	Total LEvening dB(A)	Total LNight dB (A)
04/09/19 7:00	5	69.6	69.3	56.8	69.6	-	-
04/09/19 8:00	7	72.2	72.1	54.9	72.2	-	-
04/09/19 9:00	9	69.4	69.3	54.3	69.4	-	-
04/09/19 10:00	12	73.3	73.2	54.4	73.3	-	-
04/09/19 11:00	6	73.4	72.8	65.1	73.4	-	-
04/09/19 12:00	4	64.1	63.7	53.9	64.1	-	-
04/09/19 13:00	9	70.2	70.1	55.6	70.2	-	-
04/09/19 14:00	7	68.5	68.3	54.0	68.5	-	-
04/09/19 15:00	7	73.4	73.4	55.2	73.4	-	-
04/09/19 16:00	7	67.3	67.1	55.2	67.3	-	-
04/09/19 17:00	8	69.2	69.0	56.1	69.2	-	-
04/09/19 18:00	8	73.0	72.9	55.4	73.0	-	-
04/09/19 19:00	10	76.9	76.8	59.1	-	76.9	-
04/09/19 20:00	5	73.4	73.3	57.2	-	73.4	-
04/09/19 21:00	8	74.5	74.4	60.0	-	74.5	-
04/09/19 22:00	14	74.9	74.7	61.8	-	74.9	-
04/09/19 23:00	2	78.2	78.2	56.7	-	-	78.2
05/09/19 0:00	-	56.5	-	56.6	-	-	56.5
05/09/19 1:00	-	56.8	-	56.8	-	-	56.8
05/09/19 2:00	-	56.4	-	56.4	-	-	56.4
05/09/19 3:00	-	56.2	-	56.2	-	-	56.2
05/09/19 4:00	-	56.4	-	56.4	-	-	56.4
05/09/19 5:00	-	58.8	-	58.8	-	-	58.8
05/09/19 6:00	2	75.3	75.0	64.2	-	-	75.3
	130	**72.1**	**71.9**	**58.4**	**71.1**	**75.1**	**71.1**

Location: DVOR NMT # 2

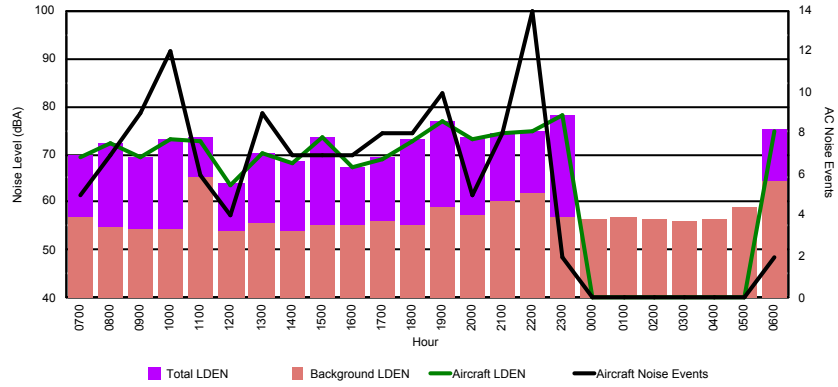

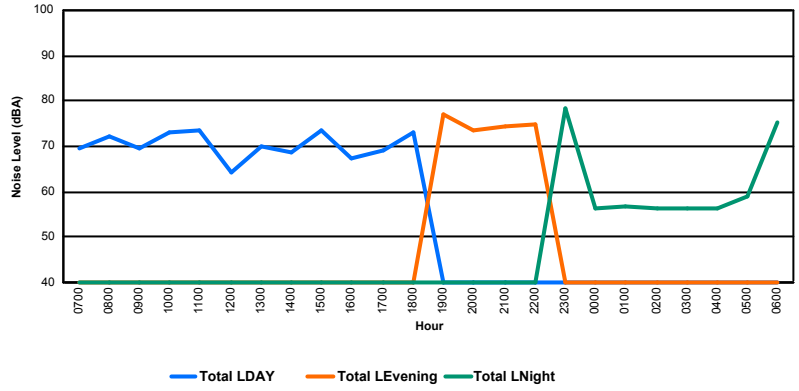

LE GOUVERNEMENT
DU GRAND-DUCHÉ DE LUXEMBOURG
Administration de la navigation aérienne

Luxembourg Airport

Noise Distribution by Hour

Between 04/09/2019 00:00:00 and 04/09/2019 23:59:59 (Local Time)

Day	Aircraft Events	Total LDEN dB (A)	Aircraft LDEN dB(A)	Background LDEN dB(A)	Total LDay dB(A)	Total LEvening dB(A)	Total LNight dB (A)
04/09/19 7:00	7	65.1	64.1	58.6	65.1	-	-
04/09/19 8:00	5	69.5	68.0	64.1	69.5	-	-
04/09/19 9:00	4	69.2	65.4	66.8	69.2	-	-
04/09/19 10:00	7	66.8	63.4	64.2	66.8	-	-
04/09/19 11:00	4	71.2	62.9	70.5	71.2	-	-
04/09/19 12:00	8	68.1	67.4	60.0	68.1	-	-
04/09/19 13:00	8	72.3	65.7	71.3	72.3	-	-
04/09/19 14:00	6	63.9	60.9	60.9	63.9	-	-
04/09/19 15:00	11	67.6	66.4	61.3	67.6	-	-
04/09/19 16:00	3	65.8	63.1	62.4	65.8	-	-
04/09/19 17:00	9	71.3	68.3	68.5	71.3	-	-
04/09/19 18:00	12	68.5	66.9	63.6	68.5	-	-
04/09/19 19:00	7	74.6	69.9	72.8	-	74.6	-
04/09/19 20:00	5	74.6	69.0	73.1	-	74.6	-
04/09/19 21:00	4	74.4	72.4	70.3	-	74.4	-
04/09/19 22:00	7	77.2	75.9	71.5	-	77.2	-
04/09/19 23:00	-	81.6	-	81.6	-	-	81.6
05/09/19 0:00	-	58.5	-	58.5	-	-	58.5
05/09/19 1:00	-	58.5	-	59.3	-	-	58.5
05/09/19 2:00	-	60.2	-	59.9	-	-	60.2
05/09/19 3:00	-	57.9	-	57.9	-	-	57.9
05/09/19 4:00	-	68.4	-	68.4	-	-	68.4
05/09/19 5:00	-	62.0	-	62.1	-	-	62.0
05/09/19 6:00	11	79.4	77.1	75.8	-	-	79.4
	118	**73.0**	**68.5**	**71.1**	**69.0**	**75.4**	**74.8**

Location: Mid Runway NMT # 3

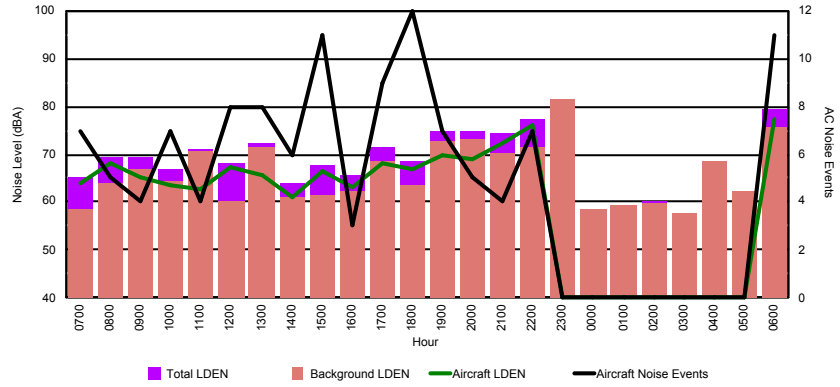

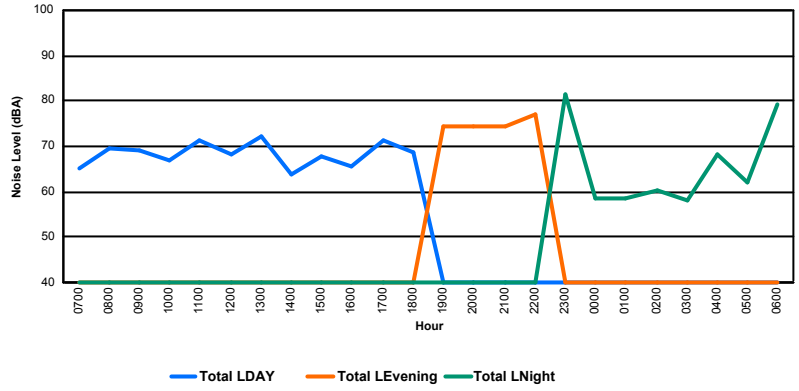

LE GOUVERNEMENT
DU GRAND-DUCHÉ DE LUXEMBOURG
Administration de la navigation aérienne

Luxembourg Airport

Noise Distribution by Hour

Between 04/09/2019 00:00:00 and 04/09/2019 23:59:59 (Local Time)

Day	Aircraft Events	Total LDEN dB (A)	Aircraft LDEN dB(A)	Background LDEN dB(A)	Total LDay dB(A)	Total LEvening dB(A)	Total LNight dB (A)
04/09/19 7:00	10	66.0	63.8	66.1	66.0	-	-
04/09/19 8:00	4	68.7	67.7	64.9	68.7	-	-
04/09/19 9:00	8	67.6	66.6	61.3	67.6	-	-
04/09/19 10:00	7	62.3	57.2	60.9	62.3	-	-
04/09/19 11:00	9	65.2	63.5	60.6	65.2	-	-
04/09/19 12:00	10	68.8	68.2	60.4	68.8	-	-
04/09/19 13:00	8	63.4	60.5	60.4	63.4	-	-
04/09/19 14:00	5	61.7	57.5	59.7	61.7	-	-
04/09/19 15:00	8	66.1	64.7	60.8	66.1	-	-
04/09/19 16:00	6	64.9	61.1	62.9	64.9	-	-
04/09/19 17:00	6	67.7	67.3	57.4	67.7	-	-
04/09/19 18:00	12	67.6	67.2	58.2	67.6	-	-
04/09/19 19:00	8	68.6	67.3	62.9	-	68.6	-
04/09/19 20:00	6	73.2	72.9	61.7	-	73.2	-
04/09/19 21:00	5	70.9	70.6	58.8	-	70.9	-
04/09/19 22:00	6	75.1	75.0	58.6	-	75.1	-
04/09/19 23:00	-	62.6	-	62.6	-	-	62.6
05/09/19 0:00	-	60.2	-	60.3	-	-	60.2
05/09/19 1:00	-	59.8	-	59.9	-	-	59.8
05/09/19 2:00	-	59.7	-	59.8	-	-	59.7
05/09/19 3:00	-	60.1	-	60.1	-	-	60.1
05/09/19 4:00	1	62.6	56.3	61.4	-	-	62.6
05/09/19 5:00	-	66.7	-	67.5	-	-	66.7
05/09/19 6:00	18	76.1	75.5	73.7	-	-	76.1
	137	**68.7**	**67.7**	**63.9**	**66.4**	**72.6**	**68.2**

Location: NDB-Hamm NMT # 4

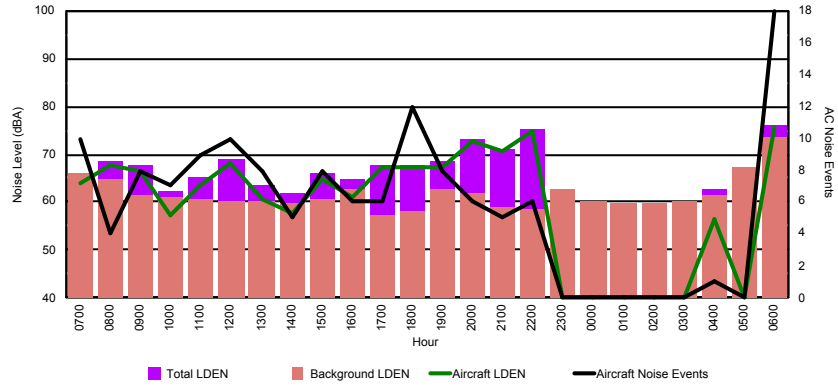

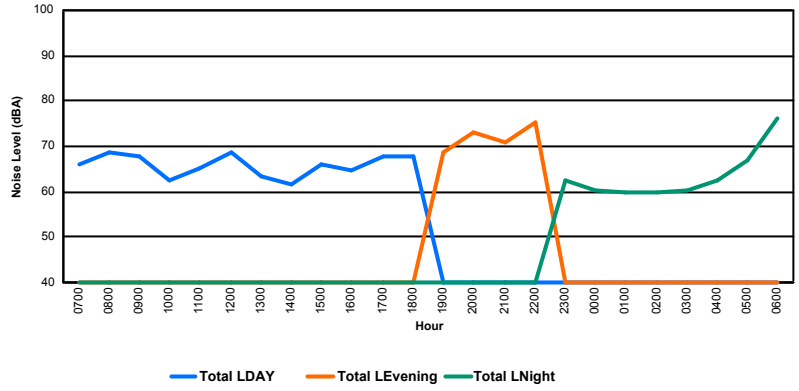

LE GOUVERNEMENT
DU GRAND-DUCHÉ DE LUXEMBOURG
Administration de la navigation aérienne

Luxembourg Airport

Noise Distribution by Hour

Between 05/09/2019 00:00:00 and 05/09/2019 23:59:59 (Local Time)

Day	Aircraft Events	Total LDEN dB (A)	Aircraft LDEN dB(A)	Background LDEN dB(A)	Total LDay dB(A)	Total LEvening dB(A)	Total LNight dB (A)
05/09/19 7:00	3	56.9	56.6	45.5	56.9	-	-
05/09/19 8:00	3	56.8	56.4	46.0	56.8	-	-
05/09/19 9:00	11	58.4	57.6	50.7	58.4	-	-
05/09/19 10:00	8	56.6	55.6	50.2	56.6	-	-
05/09/19 11:00	8	58.0	57.3	50.1	58.0	-	-
05/09/19 12:00	1	50.1	48.7	44.4	50.1	-	-
05/09/19 13:00	6	57.3	56.3	50.5	57.3	-	-
05/09/19 14:00	10	61.2	60.8	51.3	61.2	-	-
05/09/19 15:00	9	57.3	56.5	50.2	57.3	-	-
05/09/19 16:00	9	57.1	55.4	52.6	57.1	-	-
05/09/19 17:00	8	57.5	56.3	51.5	57.5	-	-
05/09/19 18:00	7	56.6	55.2	51.1	56.6	-	-
05/09/19 19:00	2	53.8	50.3	51.3	-	53.8	-
05/09/19 20:00	9	62.9	62.0	55.6	-	62.9	-
05/09/19 21:00	6	62.0	61.5	52.2	-	62.0	-
05/09/19 22:00	3	66.1	66.0	49.9	-	66.1	-
05/09/19 23:00	2	66.2	66.0	52.2	-	-	66.2
06/09/19 0:00	-	50.0	-	50.0	-	-	50.0
06/09/19 1:00	-	44.7	-	44.7	-	-	44.7
06/09/19 2:00	-	42.2	-	42.2	-	-	42.2
06/09/19 3:00	-	41.9	-	41.9	-	-	41.9
06/09/19 4:00	-	43.9	-	43.9	-	-	43.9
06/09/19 5:00	-	47.2	-	47.2	-	-	47.2
06/09/19 6:00	6	68.2	67.9	56.6	-	-	68.2
	111	**60.3**	**59.8**	**50.8**	**57.5**	**62.9**	**61.4**

Location: Roodt/Syr NMT # 1

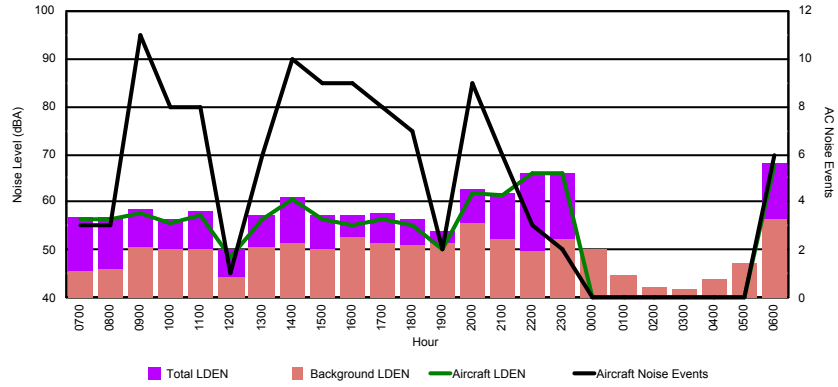

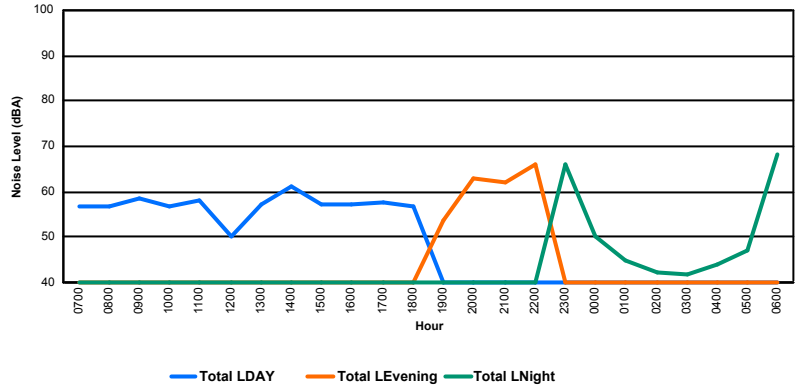

LE GOUVERNEMENT
DU GRAND-DUCHÉ DE LUXEMBOURG
Administration de la navigation aérienne

Luxembourg Airport

Noise Distribution by Hour

Between 05/09/2019 00:00:00 and 05/09/2019 23:59:59 (Local Time)

Day	Aircraft Events	Total LDEN dB (A)	Aircraft LDEN dB(A)	Background LDEN dB(A)	Total LDay dB(A)	Total LEvening dB(A)	Total LNight dB (A)
05/09/19 7:00	3	69.6	69.6	52.8	69.6	-	-
05/09/19 8:00	3	71.5	71.4	53.7	71.5	-	-
05/09/19 9:00	11	72.1	72.0	54.1	72.1	-	-
05/09/19 10:00	9	69.9	69.8	53.4	69.9	-	-
05/09/19 11:00	8	70.2	70.1	52.8	70.2	-	-
05/09/19 12:00	1	62.2	61.7	52.2	62.2	-	-
05/09/19 13:00	7	72.7	69.7	69.7	72.7	-	-
05/09/19 14:00	10	75.1	75.0	52.5	75.1	-	-
05/09/19 15:00	9	71.3	71.2	51.8	71.3	-	-
05/09/19 16:00	10	69.2	69.1	52.2	69.2	-	-
05/09/19 17:00	9	70.0	69.9	53.4	70.0	-	-
05/09/19 18:00	9	68.5	68.4	51.9	68.5	-	-
05/09/19 19:00	2	66.0	65.8	53.2	-	66.0	-
05/09/19 20:00	8	74.4	74.3	55.1	-	74.4	-
05/09/19 21:00	7	76.3	76.3	55.3	-	76.3	-
05/09/19 22:00	4	75.8	75.7	52.3	-	75.8	-
05/09/19 23:00	2	75.4	75.3	55.0	-	-	75.4
06/09/19 0:00	-	52.3	-	52.3	-	-	52.3
06/09/19 1:00	-	52.1	-	52.1	-	-	52.1
06/09/19 2:00	-	51.8	-	51.8	-	-	51.8
06/09/19 3:00	-	51.5	-	51.5	-	-	51.5
06/09/19 4:00	-	54.7	-	54.7	-	-	54.7
06/09/19 5:00	-	58.2	-	58.2	-	-	58.2
06/09/19 6:00	14	77.2	77.1	61.6	-	-	77.2
	126	**71.7**	**71.4**	**58.2**	**71.0**	**74.5**	**70.5**

Location: DVOR NMT # 2

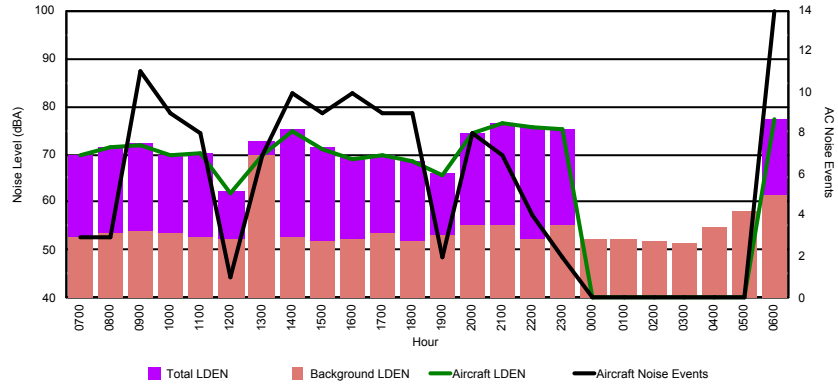

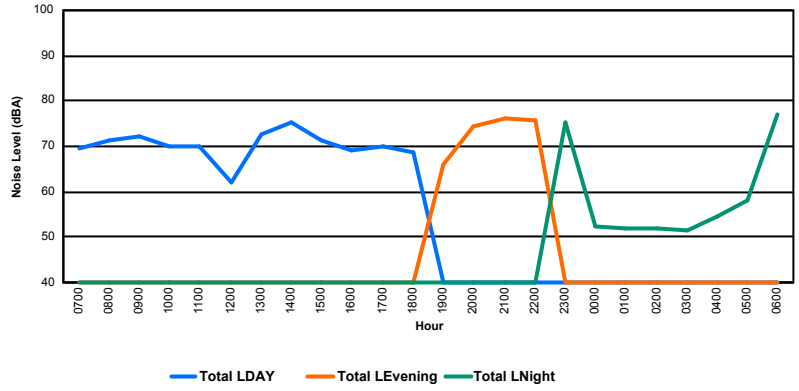

LE GOUVERNEMENT
DU GRAND-DUCHÉ DE LUXEMBOURG
Administration de la navigation aérienne

Luxembourg Airport

Noise Distribution by Hour

Between 05/09/2019 00:00:00 and 05/09/2019 23:59:59 (Local Time)

Day	Aircraft Events	Total LDEN dB (A)	Aircraft LDEN dB(A)	Background LDEN dB(A)	Total LDay dB(A)	Total LEvening dB(A)	Total LNight dB (A)
05/09/19 7:00	4	66.1	62.0	64.0	66.1	-	-
05/09/19 8:00	1	64.2	60.6	61.8	64.2	-	-
05/09/19 9:00	2	71.1	64.2	70.1	71.1	-	-
05/09/19 10:00	12	70.1	69.2	63.3	70.1	-	-
05/09/19 11:00	9	71.4	69.6	66.9	71.4	-	-
05/09/19 12:00	16	69.9	69.6	58.4	69.9	-	-
05/09/19 13:00	2	66.3	60.8	65.0	66.3	-	-
05/09/19 14:00	5	73.2	63.9	72.7	73.2	-	-
05/09/19 15:00	3	68.4	59.3	67.9	68.4	-	-
05/09/19 16:00	8	68.8	67.4	63.3	68.8	-	-
05/09/19 17:00	11	74.3	69.5	72.6	74.3	-	-
05/09/19 18:00	6	68.8	63.1	67.6	68.8	-	-
05/09/19 19:00	7	71.6	71.2	60.8	-	71.6	-
05/09/19 20:00	4	71.4	70.0	65.7	-	71.4	-
05/09/19 21:00	2	76.4	67.3	75.9	-	76.4	-
05/09/19 22:00	5	74.6	74.2	65.5	-	74.6	-
05/09/19 23:00	2	78.9	78.5	68.1	-	-	78.9
06/09/19 0:00	-	62.0	-	62.1	-	-	62.0
06/09/19 1:00	-	62.1	-	62.4	-	-	62.1
06/09/19 2:00	-	61.2	-	61.2	-	-	61.2
06/09/19 3:00	-	62.4	-	62.4	-	-	62.4
06/09/19 4:00	-	62.6	-	62.7	-	-	62.6
06/09/19 5:00	-	61.5	-	61.5	-	-	61.5
06/09/19 6:00	15	78.8	78.4	70.0	-	-	78.8
	114	**72.1**	**70.1**	**67.9**	**70.3**	**74.0**	**73.1**

Location: Mid Runway NMT # 3

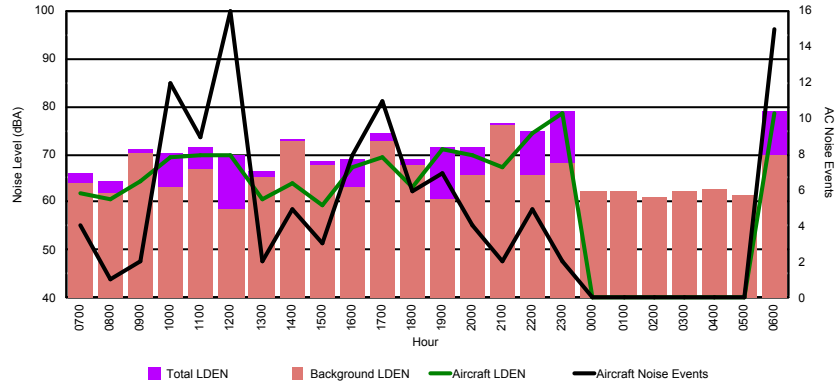

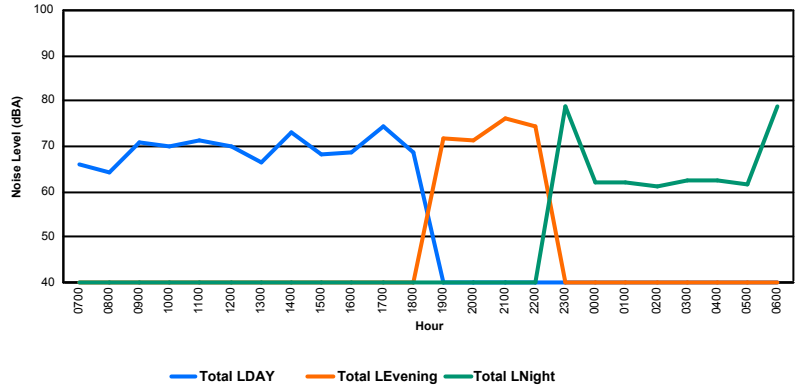

LE GOUVERNEMENT
DU GRAND-DUCHÉ DE LUXEMBOURG
Administration de la navigation aérienne

Luxembourg Airport

Noise Distribution by Hour

Between 05/09/2019 00:00:00 and 05/09/2019 23:59:59 (Local Time)

Day	Aircraft Events	Total LDEN dB (A)	Aircraft LDEN dB(A)	Background LDEN dB(A)	Total LDay dB(A)	Total LEvening dB(A)	Total LNight dB (A)
05/09/19 7:00	4	63.4	57.3	65.5	63.4	-	-
05/09/19 8:00	2	65.5	63.6	64.4	65.5	-	-
05/09/19 9:00	5	69.0	68.3	60.7	69.0	-	-
05/09/19 10:00	9	66.2	65.0	60.4	66.2	-	-
05/09/19 11:00	9	66.9	65.7	61.1	66.9	-	-
05/09/19 12:00	11	68.2	67.5	60.2	68.2	-	-
05/09/19 13:00	3	61.9	57.1	60.3	61.9	-	-
05/09/19 14:00	7	67.5	66.6	60.6	67.5	-	-
05/09/19 15:00	5	64.2	62.0	60.4	64.2	-	-
05/09/19 16:00	8	65.2	63.9	59.8	65.2	-	-
05/09/19 17:00	11	67.3	66.5	59.7	67.3	-	-
05/09/19 18:00	9	66.5	65.6	59.4	66.5	-	-
05/09/19 19:00	7	69.0	67.2	64.6	-	69.0	-
05/09/19 20:00	3	71.4	70.6	63.6	-	71.4	-
05/09/19 21:00	6	74.7	74.4	63.6	-	74.7	-
05/09/19 22:00	19	72.3	71.7	64.7	-	72.3	-
05/09/19 23:00	1	70.2	67.1	67.4	-	-	70.2
06/09/19 0:00	-	64.5	-	65.5	-	-	64.5
06/09/19 1:00	-	63.5	-	64.1	-	-	63.5
06/09/19 2:00	-	63.7	-	64.5	-	-	63.7
06/09/19 3:00	-	63.4	-	63.5	-	-	63.4
06/09/19 4:00	-	66.0	-	66.5	-	-	66.0
06/09/19 5:00	-	69.8	-	71.0	-	-	69.8
06/09/19 6:00	5	73.9	66.7	75.9	-	-	73.9
	124	**68.7**	**66.5**	**66.2**	**66.4**	**72.3**	**68.6**

Location: NDB-Hamm NMT # 4

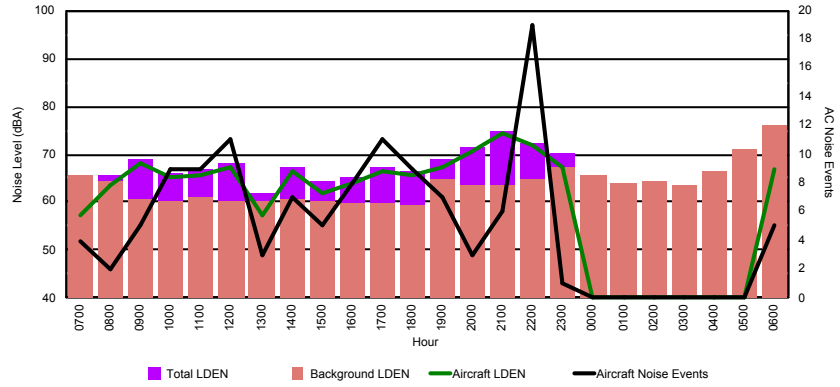

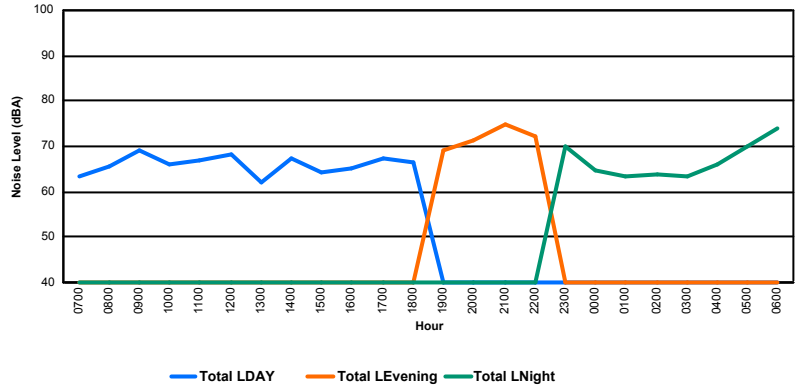

LE GOUVERNEMENT
DU GRAND-DUCHÉ DE LUXEMBOURG
Administration de la navigation aérienne

Luxembourg Airport

Noise Distribution by Hour

Between 06/09/2019 00:00:00 and 06/09/2019 23:59:59 (Local Time)

Day	Aircraft Events	Total LDEN dB (A)	Aircraft LDEN dB(A)	Background LDEN dB(A)	Total LDay dB(A)	Total LEvening dB(A)	Total LNight dB (A)
06/09/19 7:00	4	52.8	51.7	46.8	52.8	-	-
06/09/19 8:00	4	59.7	59.5	45.9	59.7	-	-
06/09/19 9:00	1	47.6	41.9	46.4	47.6	-	-
06/09/19 10:00	2	50.9	47.5	48.3	50.9	-	-
06/09/19 11:00	5	58.3	57.8	49.1	58.3	-	-
06/09/19 12:00	1	49.7	45.0	47.9	49.7	-	-
06/09/19 13:00	3	53.1	51.6	47.7	53.1	-	-
06/09/19 14:00	3	52.2	50.3	47.7	52.2	-	-
06/09/19 15:00	4	52.7	50.5	48.8	52.7	-	-
06/09/19 16:00	11	58.8	58.2	50.6	58.8	-	-
06/09/19 17:00	8	57.7	57.0	49.8	57.7	-	-
06/09/19 18:00	6	53.1	50.6	49.8	53.1	-	-
06/09/19 19:00	4	56.6	54.8	52.1	-	56.6	-
06/09/19 20:00	4	58.4	56.7	53.7	-	58.4	-
06/09/19 21:00	7	61.9	61.3	52.9	-	61.9	-
06/09/19 22:00	14	60.8	59.8	54.7	-	60.8	-
06/09/19 23:00	1	63.3	63.0	50.8	-	-	63.3
07/09/19 0:00	-	46.6	-	46.6	-	-	46.6
07/09/19 1:00	-	45.9	-	45.9	-	-	45.9
07/09/19 2:00	-	45.0	-	45.0	-	-	45.0
07/09/19 3:00	-	43.6	-	43.6	-	-	43.6
07/09/19 4:00	-	45.4	-	45.4	-	-	45.4
07/09/19 5:00	-	48.2	-	48.2	-	-	48.2
07/09/19 6:00	1	65.8	65.6	52.8	-	-	65.8
	83	**57.7**	**57.0**	**49.8**	**55.4**	**59.9**	**58.9**

Location: Roodt/Syr NMT # 1

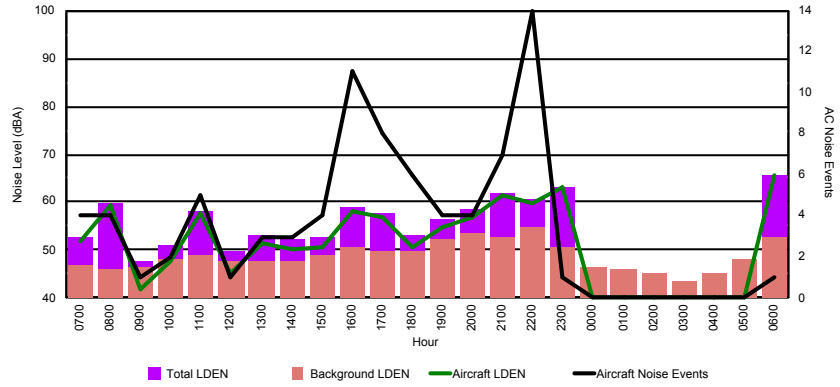

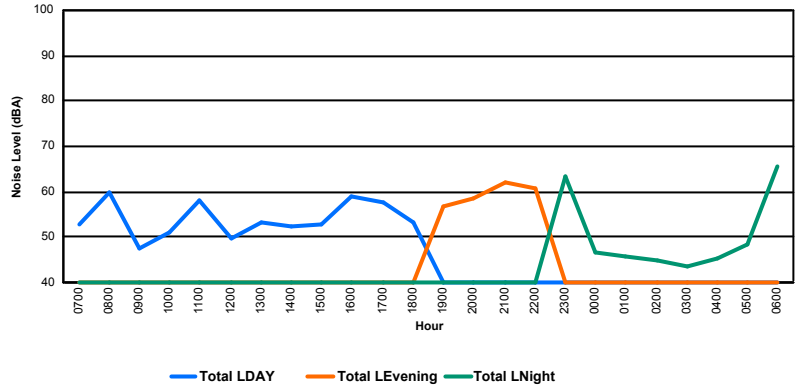

LE GOUVERNEMENT
DU GRAND-DUCHÉ DE LUXEMBOURG
Administration de la navigation aérienne

Luxembourg Airport

Noise Distribution by Hour

Between 06/09/2019 00:00:00 and 06/09/2019 23:59:59 (Local Time)

Day	Aircraft Events	Total LDEN dB (A)	Aircraft LDEN dB(A)	Background LDEN dB(A)	Total LDay dB(A)	Total LEvening dB(A)	Total LNight dB (A)
06/09/19 7:00	5	62.5	62.2	51.5	62.5	-	-
06/09/19 8:00	6	68.4	68.3	50.2	68.4	-	-
06/09/19 9:00	3	54.4	52.5	50.1	54.4	-	-
06/09/19 10:00	8	60.4	59.9	51.1	60.4	-	-
06/09/19 11:00	12	68.8	68.8	52.3	68.8	-	-
06/09/19 12:00	8	63.5	63.2	51.4	63.5	-	-
06/09/19 13:00	8	64.1	63.8	52.0	64.1	-	-
06/09/19 14:00	4	62.8	62.4	51.9	62.8	-	-
06/09/19 15:00	7	65.4	65.1	53.6	65.4	-	-
06/09/19 16:00	13	71.4	71.3	54.8	71.4	-	-
06/09/19 17:00	9	70.6	70.5	54.5	70.6	-	-
06/09/19 18:00	8	66.5	66.2	54.9	66.5	-	-
06/09/19 19:00	3	68.8	68.4	58.1	-	68.8	-
06/09/19 20:00	6	71.1	70.9	57.5	-	71.1	-
06/09/19 21:00	7	73.8	73.6	60.2	-	73.8	-
06/09/19 22:00	15	74.1	73.9	61.8	-	74.1	-
06/09/19 23:00	1	76.0	75.6	65.1	-	-	76.0
07/09/19 0:00	-	58.2	-	58.2	-	-	58.2
07/09/19 1:00	-	57.4	-	57.4	-	-	57.4
07/09/19 2:00	-	55.9	-	55.9	-	-	55.9
07/09/19 3:00	-	54.8	-	54.8	-	-	54.8
07/09/19 4:00	-	56.1	-	56.1	-	-	56.1
07/09/19 5:00	-	58.2	-	58.2	-	-	58.2
07/09/19 6:00	2	77.9	77.7	63.8	-	-	77.9
	125	**69.9**	**69.6**	**57.8**	**66.8**	**72.4**	**71.2**

Location: DVOR NMT # 2

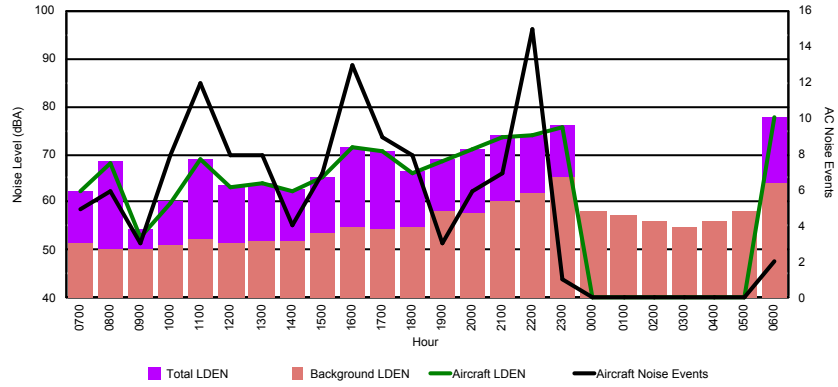

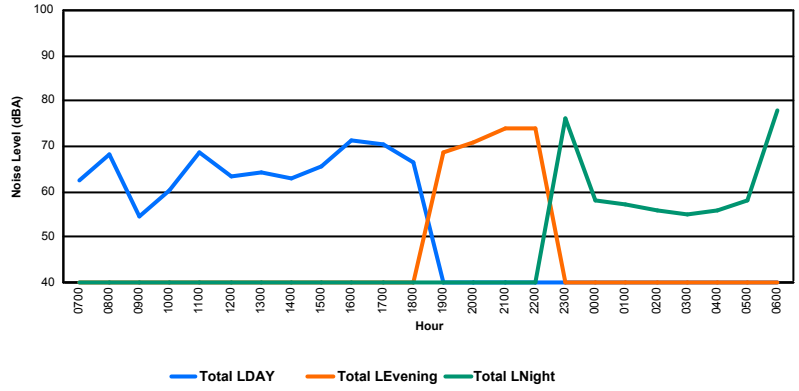

LE GOUVERNEMENT
DU GRAND-DUCHÉ DE LUXEMBOURG
Administration de la navigation aérienne

Luxembourg Airport

Noise Distribution by Hour

Between 06/09/2019 00:00:00 and 06/09/2019 23:59:59 (Local Time)

Day	Aircraft Events	Total LDEN dB (A)	Aircraft LDEN dB(A)	Background LDEN dB(A)	Total LDay dB(A)	Total LEvening dB(A)	Total LNight dB (A)
06/09/19 7:00	6	66.4	66.0	56.7	66.4	-	-
06/09/19 8:00	5	68.7	68.2	59.3	68.7	-	-
06/09/19 9:00	4	63.4	61.1	59.6	63.4	-	-
06/09/19 10:00	8	65.3	64.5	57.6	65.3	-	-
06/09/19 11:00	17	71.4	70.9	62.0	71.4	-	-
06/09/19 12:00	9	66.2	65.6	57.6	66.2	-	-
06/09/19 13:00	15	67.8	67.5	56.1	67.8	-	-
06/09/19 14:00	11	68.9	68.1	60.9	68.9	-	-
06/09/19 15:00	6	71.2	66.5	69.5	71.2	-	-
06/09/19 16:00	9	70.4	66.9	67.9	70.4	-	-
06/09/19 17:00	8	68.5	67.2	62.4	68.5	-	-
06/09/19 18:00	12	68.9	65.8	66.1	68.9	-	-
06/09/19 19:00	8	73.2	73.0	60.4	-	73.2	-
06/09/19 20:00	5	69.5	68.5	62.7	-	69.5	-
06/09/19 21:00	6	75.0	73.7	69.0	-	75.0	-
06/09/19 22:00	-	70.7	-	70.6	-	70.7	-
06/09/19 23:00	1	79.3	76.3	76.3	-	-	79.3
07/09/19 0:00	-	57.0	-	57.0	-	-	57.0
07/09/19 1:00	-	53.6	-	53.6	-	-	53.6
07/09/19 2:00	-	54.1	-	54.1	-	-	54.1
07/09/19 3:00	-	57.4	-	57.5	-	-	57.4
07/09/19 4:00	-	59.1	-	59.1	-	-	59.1
07/09/19 5:00	-	61.4	-	61.4	-	-	61.4
07/09/19 6:00	13	79.1	77.5	74.2	-	-	79.1
	143	**71.4**	**69.4**	**67.1**	**68.7**	**72.6**	**73.3**

Location: Mid Runway NMT # 3

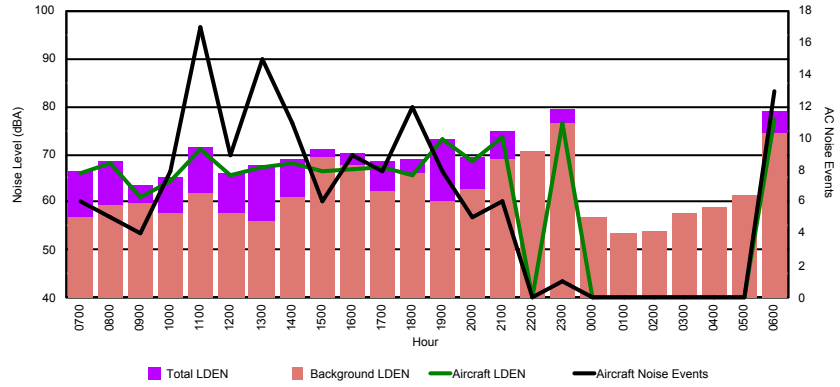

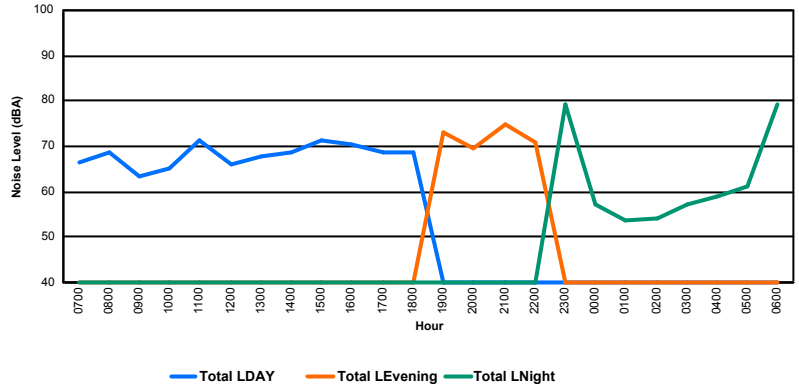

LE GOUVERNEMENT
DU GRAND-DUCHÉ DE LUXEMBOURG
Administration de la navigation aérienne

Luxembourg Airport

Noise Distribution by Hour

Between 06/09/2019 00:00:00 and 06/09/2019 23:59:59 (Local Time)

Day	Aircraft Events	Total LDEN dB (A)	Aircraft LDEN dB(A)	Background LDEN dB(A)	Total LDay dB(A)	Total LEvening dB(A)	Total LNight dB (A)
06/09/19 7:00	2	64.3	55.5	66.6	64.3	-	-
06/09/19 8:00	5	64.1	59.4	65.7	64.1	-	-
06/09/19 9:00	11	66.8	64.7	63.4	66.8	-	-
06/09/19 10:00	10	66.5	64.7	62.2	66.5	-	-
06/09/19 11:00	7	71.0	70.5	61.4	71.0	-	-
06/09/19 12:00	9	65.2	63.7	59.9	65.2	-	-
06/09/19 13:00	12	67.8	66.9	60.5	67.8	-	-
06/09/19 14:00	11	66.3	65.0	60.9	66.3	-	-
06/09/19 15:00	7	69.1	68.5	60.2	69.1	-	-
06/09/19 16:00	7	66.3	65.0	60.3	66.3	-	-
06/09/19 17:00	9	63.8	62.0	59.2	63.8	-	-
06/09/19 18:00	13	64.7	63.5	58.6	64.7	-	-
06/09/19 19:00	10	71.5	70.7	63.6	-	71.5	-
06/09/19 20:00	4	65.4	61.6	63.2	-	65.4	-
06/09/19 21:00	5	70.6	69.8	62.9	-	70.6	-
06/09/19 22:00	1	65.0	61.6	62.3	-	65.0	-
06/09/19 23:00	3	80.4	80.2	67.1	-	-	80.4
07/09/19 0:00	-	67.1	-	68.7	-	-	67.1
07/09/19 1:00	-	64.6	-	65.8	-	-	64.6
07/09/19 2:00	-	63.5	-	64.3	-	-	63.5
07/09/19 3:00	-	62.6	-	62.6	-	-	62.6
07/09/19 4:00	-	64.2	-	64.3	-	-	64.2
07/09/19 5:00	-	67.2	-	68.0	-	-	67.2
07/09/19 6:00	13	76.0	75.4	69.6	-	-	76.0
	139	**70.3**	**69.3**	**64.5**	**66.9**	**69.1**	**73.3**

Location: NDB-Hamm NMT # 4

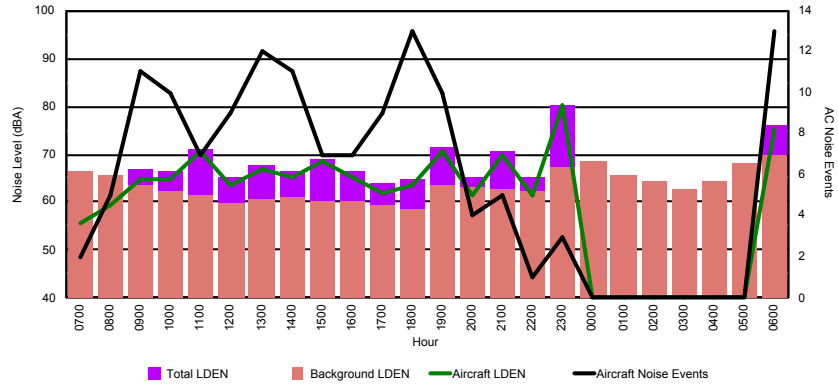

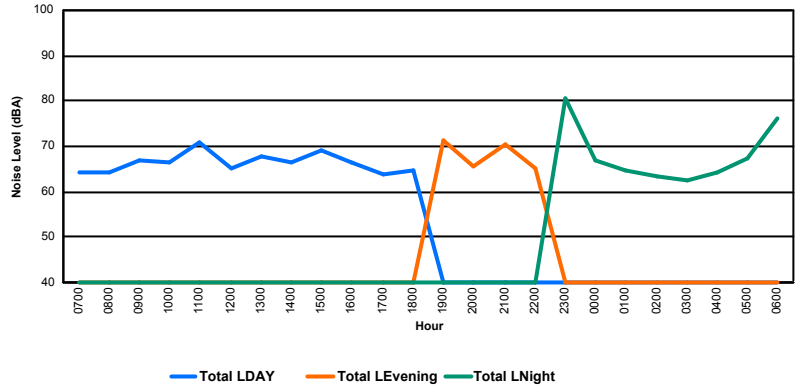

LE GOUVERNEMENT
DU GRAND-DUCHÉ DE LUXEMBOURG
Administration de la navigation aérienne

Luxembourg Airport

Noise Distribution by Hour

Between 07/09/2019 00:00:00 and 07/09/2019 23:59:59 (Local Time)

Day	Aircraft Events	Total LDEN dB (A)	Aircraft LDEN dB(A)	Background LDEN dB(A)	Total LDay dB(A)	Total LEvening dB(A)	Total LNight dB (A)
07/09/19 7:00	3	57.5	57.3	44.3	57.5	-	-
07/09/19 8:00	2	54.9	54.6	42.7	54.9	-	-
07/09/19 9:00	4	54.7	53.5	48.5	54.7	-	-
07/09/19 10:00	10	58.2	57.7	49.6	58.2	-	-
07/09/19 11:00	3	47.7	44.2	45.4	47.7	-	-
07/09/19 12:00	8	60.2	59.7	50.4	60.2	-	-
07/09/19 13:00	5	56.8	56.2	48.5	56.8	-	-
07/09/19 14:00	6	59.1	58.7	48.6	59.1	-	-
07/09/19 15:00	7	59.3	58.8	50.7	59.3	-	-
07/09/19 16:00	2	55.8	55.4	45.8	55.8	-	-
07/09/19 17:00	3	58.3	58.0	46.6	58.3	-	-
07/09/19 18:00	2	59.9	59.7	45.8	59.9	-	-
07/09/19 19:00	3	63.9	63.7	50.3	-	63.9	-
07/09/19 20:00	-	49.0	-	49.0	-	49.0	-
07/09/19 21:00	6	61.9	61.4	52.2	-	61.9	-
07/09/19 22:00	8	61.8	61.3	52.6	-	61.8	-
07/09/19 23:00	2	60.3	59.5	52.3	-	-	60.3
08/09/19 0:00	-	45.8	-	45.8	-	-	45.8
08/09/19 1:00	-	42.6	-	42.6	-	-	42.6
08/09/19 2:00	-	43.0	-	43.0	-	-	43.0
08/09/19 3:00	1	60.2	60.0	46.6	-	-	60.2
08/09/19 4:00	-	43.6	-	43.6	-	-	43.6
08/09/19 5:00	-	43.2	-	43.2	-	-	43.2
08/09/19 6:00	-	46.4	-	46.4	-	-	46.4
	75	**58.0**	**57.5**	**48.4**	**57.7**	**61.5**	**54.6**

Location: Roodt/Syr NMT # 1

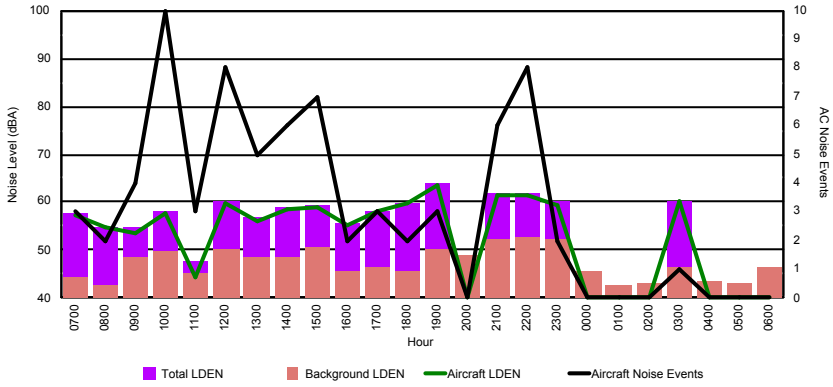

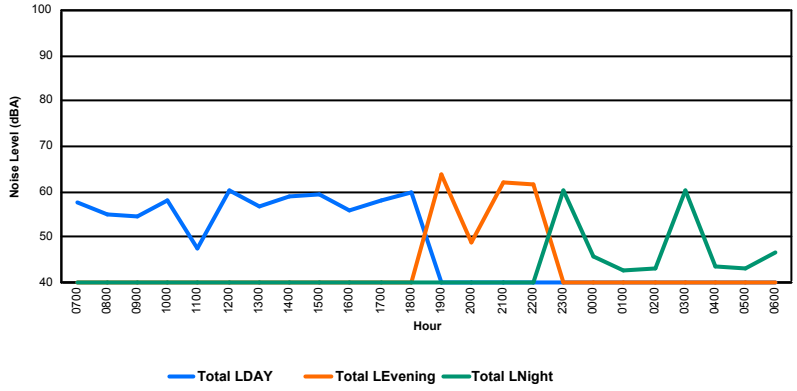

LE GOUVERNEMENT
DU GRAND-DUCHÉ DE LUXEMBOURG
Administration de la navigation aérienne

Luxembourg Airport

Noise Distribution by Hour

Between 07/09/2019 00:00:00 and 07/09/2019 23:59:59 (Local Time)

Day	Aircraft Events	Total LDEN dB (A)	Aircraft LDEN dB(A)	Background LDEN dB(A)	Total LDay dB(A)	Total LEvening dB(A)	Total LNight dB (A)
07/09/19 7:00	3	69.9	69.8	52.1	69.9	-	-
07/09/19 8:00	2	67.8	67.6	51.3	67.8	-	-
07/09/19 9:00	6	68.4	68.3	51.7	68.4	-	-
07/09/19 10:00	11	72.7	72.6	53.6	72.7	-	-
07/09/19 11:00	3	61.8	61.1	53.7	61.8	-	-
07/09/19 12:00	8	73.0	72.9	57.3	73.0	-	-
07/09/19 13:00	5	69.2	69.0	54.3	69.2	-	-
07/09/19 14:00	6	71.7	71.6	51.0	71.7	-	-
07/09/19 15:00	7	71.5	71.4	51.5	71.5	-	-
07/09/19 16:00	4	65.8	65.8	50.5	65.8	-	-
07/09/19 17:00	4	67.4	67.2	51.1	67.4	-	-
07/09/19 18:00	6	71.3	71.2	52.5	71.3	-	-
07/09/19 19:00	4	73.8	73.7	57.0	-	73.8	-
07/09/19 20:00	3	63.2	62.4	55.3	-	63.2	-
07/09/19 21:00	6	74.1	74.0	57.6	-	74.1	-
07/09/19 22:00	7	74.3	74.2	57.0	-	74.3	-
07/09/19 23:00	3	75.2	75.1	59.0	-	-	75.2
08/09/19 0:00	-	53.9	-	53.9	-	-	53.9
08/09/19 1:00	-	52.1	-	52.1	-	-	52.1
08/09/19 2:00	-	50.4	-	50.4	-	-	50.4
08/09/19 3:00	1	73.8	73.7	52.3	-	-	73.8
08/09/19 4:00	-	49.8	-	49.8	-	-	49.8
08/09/19 5:00	-	51.6	-	51.6	-	-	51.6
08/09/19 6:00	-	56.6	-	56.6	-	-	56.6
	89	**70.3**	**70.2**	**54.3**	**70.1**	**72.9**	**68.6**

Location: DVOR NMT # 2

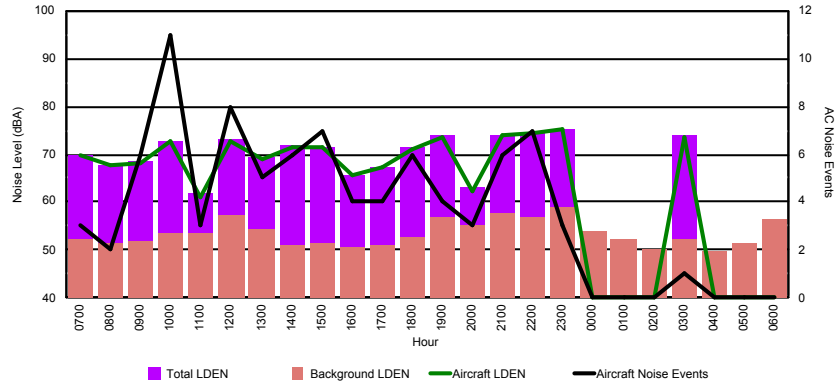

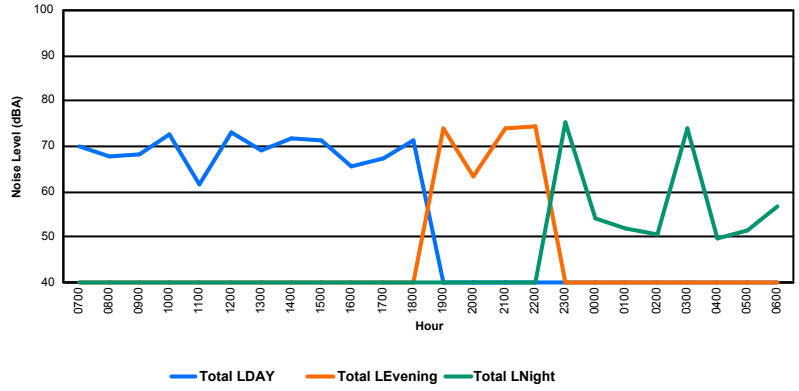

LE GOUVERNEMENT
DU GRAND-DUCHÉ DE LUXEMBOURG
Administration de la navigation aérienne

Luxembourg Airport

Noise Distribution by Hour

Between 07/09/2019 00:00:00 and 07/09/2019 23:59:59 (Local Time)

Day	Aircraft Events	Total LDEN dB (A)	Aircraft LDEN dB(A)	Background LDEN dB(A)	Total LDay dB(A)	Total LEvening dB(A)	Total LNight dB (A)
07/09/19 7:00	4	71.6	61.2	71.2	71.6	-	-
07/09/19 8:00	2	65.0	62.8	60.8	65.0	-	-
07/09/19 9:00	1	64.0	61.6	60.3	64.0	-	-
07/09/19 10:00	4	73.2	64.0	72.7	73.2	-	-
07/09/19 11:00	7	72.0	66.9	70.4	72.0	-	-
07/09/19 12:00	3	76.3	69.9	75.2	76.3	-	-
07/09/19 13:00	7	77.3	76.6	69.1	77.3	-	-
07/09/19 14:00	2	72.1	68.9	69.2	72.1	-	-
07/09/19 15:00	8	67.7	65.0	64.8	67.7	-	-
07/09/19 16:00	7	70.2	69.6	61.3	70.2	-	-
07/09/19 17:00	8	69.7	69.4	58.2	69.7	-	-
07/09/19 18:00	7	70.3	70.2	54.5	70.3	-	-
07/09/19 19:00	9	75.3	75.0	64.0	-	75.3	-
07/09/19 20:00	5	67.6	66.2	62.3	-	67.6	-
07/09/19 21:00	1	75.0	72.3	71.8	-	75.0	-
07/09/19 22:00	1	76.3	71.9	74.3	-	76.3	-
07/09/19 23:00	1	76.7	74.3	73.0	-	-	76.7
08/09/19 0:00	-	60.5	-	60.5	-	-	60.5
08/09/19 1:00	-	63.5	-	63.6	-	-	63.5
08/09/19 2:00	-	60.8	-	60.9	-	-	60.8
08/09/19 3:00	-	66.6	-	66.6	-	-	66.6
08/09/19 4:00	-	60.3	-	60.3	-	-	60.3
08/09/19 5:00	-	63.5	-	63.8	-	-	63.5
08/09/19 6:00	10	80.0	79.4	71.0	-	-	80.0
	87	**73.0**	**70.8**	**69.0**	**72.3**	**74.5**	**73.0**

Location: Mid Runway NMT # 3

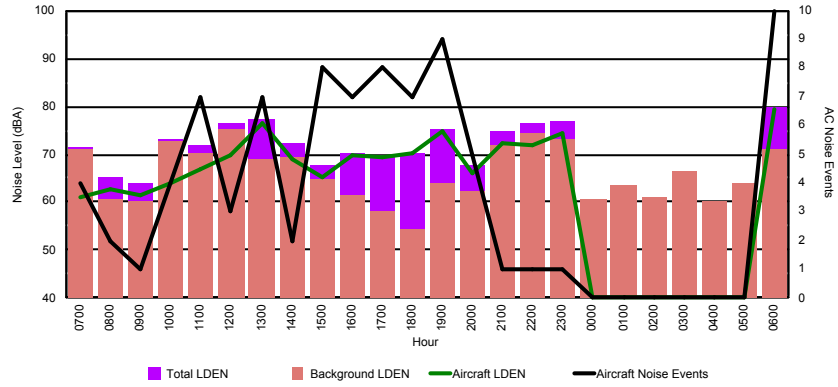

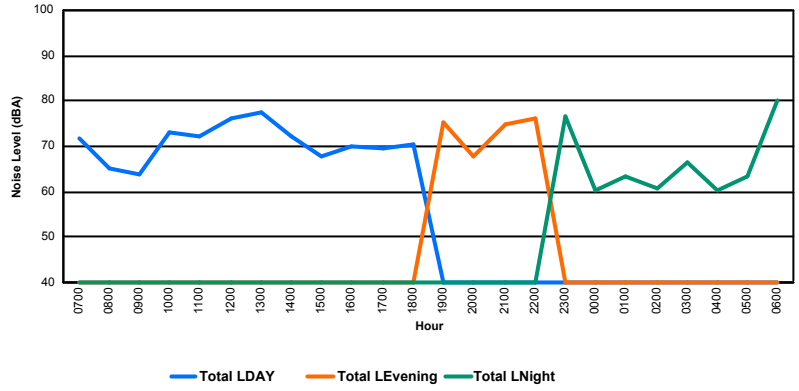

LE GOUVERNEMENT
DU GRAND-DUCHÉ DE LUXEMBOURG
Administration de la navigation aérienne

Luxembourg Airport

Noise Distribution by Hour

Between 07/09/2019 00:00:00 and 07/09/2019 23:59:59 (Local Time)

Day	Aircraft Events	Total LDEN dB (A)	Aircraft LDEN dB(A)	Background LDEN dB(A)	Total LDay dB(A)	Total LEvening dB(A)	Total LNight dB (A)
07/09/19 7:00	8	65.7	64.7	61.0	65.7	-	-
07/09/19 8:00	2	62.1	59.2	60.9	62.1	-	-
07/09/19 9:00	1	60.9	54.1	59.9	60.9	-	-
07/09/19 10:00	5	62.1	57.7	60.3	62.1	-	-
07/09/19 11:00	12	70.0	69.5	60.6	70.0	-	-
07/09/19 12:00	4	71.3	70.8	61.9	71.3	-	-
07/09/19 13:00	10	66.9	65.9	60.4	66.9	-	-
07/09/19 14:00	3	64.9	62.7	60.9	64.9	-	-
07/09/19 15:00	5	65.2	63.0	61.2	65.2	-	-
07/09/19 16:00	7	67.8	66.7	61.3	67.8	-	-
07/09/19 17:00	7	68.4	67.8	60.1	68.4	-	-
07/09/19 18:00	4	62.7	59.9	59.6	62.7	-	-
07/09/19 19:00	6	71.8	71.0	64.3	-	71.8	-
07/09/19 20:00	7	70.5	69.6	63.3	-	70.5	-
07/09/19 21:00	3	74.0	73.6	62.1	-	74.0	-
07/09/19 22:00	3	74.9	74.6	62.2	-	74.9	-
07/09/19 23:00	2	76.8	76.4	66.1	-	-	76.8
08/09/19 0:00	-	65.0	-	66.2	-	-	65.0
08/09/19 1:00	-	63.9	-	64.7	-	-	63.9
08/09/19 2:00	-	62.0	-	62.4	-	-	62.0
08/09/19 3:00	-	61.3	-	61.3	-	-	61.3
08/09/19 4:00	-	61.6	-	61.6	-	-	61.6
08/09/19 5:00	-	63.4	-	63.5	-	-	63.4
08/09/19 6:00	11	78.1	77.9	65.0	-	-	78.1
	100	**70.4**	**69.7**	**62.6**	**66.8**	**73.1**	**71.9**

Location: NDB-Hamm NMT # 4

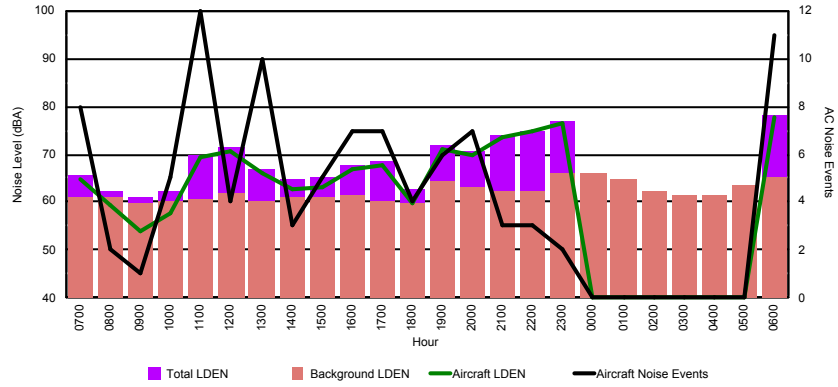

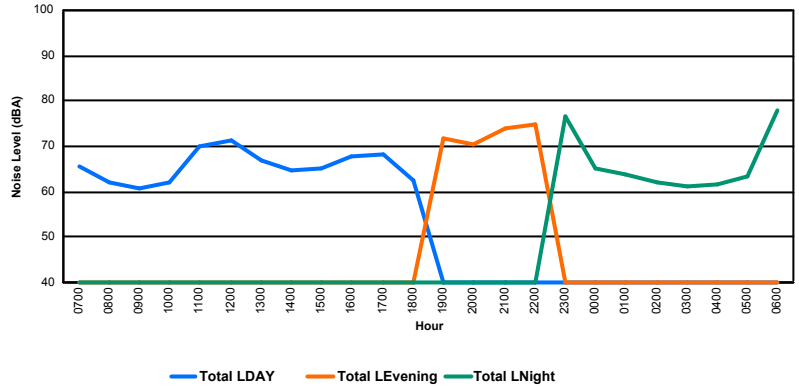

LE GOUVERNEMENT
DU GRAND-DUCHÉ DE LUXEMBOURG
Administration de la navigation aérienne

Luxembourg Airport

Noise Distribution by Hour

Between 08/09/2019 00:00:00 and 08/09/2019 23:59:59 (Local Time)

Day	Aircraft Events	Total LDEN dB (A)	Aircraft LDEN dB(A)	Background LDEN dB(A)	Total LDay dB(A)	Total LEvening dB(A)	Total LNight dB (A)
08/09/19 7:00	4	58.0	57.9	42.4	58.0	-	-
08/09/19 8:00	3	56.0	55.9	42.1	56.0	-	-
08/09/19 9:00	4	54.1	53.5	45.2	54.1	-	-
08/09/19 10:00	3	51.2	48.8	47.5	51.2	-	-
08/09/19 11:00	7	56.3	54.9	50.8	56.3	-	-
08/09/19 12:00	2	52.8	50.3	49.3	52.8	-	-
08/09/19 13:00	2	59.4	58.9	49.8	59.4	-	-
08/09/19 14:00	1	49.5	41.4	48.8	49.5	-	-
08/09/19 15:00	2	57.0	56.2	49.3	57.0	-	-
08/09/19 16:00	7	60.6	60.2	50.6	60.6	-	-
08/09/19 17:00	6	55.0	53.7	49.6	55.0	-	-
08/09/19 18:00	4	59.8	59.1	51.2	59.8	-	-
08/09/19 19:00	4	65.0	64.6	54.9	-	65.0	-
08/09/19 20:00	3	61.0	60.3	52.6	-	61.0	-
08/09/19 21:00	3	62.2	61.9	51.1	-	62.2	-
08/09/19 22:00	3	64.8	64.6	52.0	-	64.8	-
08/09/19 23:00	3	61.4	60.8	53.2	-	-	61.4
09/09/19 0:00	-	47.4	-	47.4	-	-	47.4
09/09/19 1:00	-	42.5	-	42.5	-	-	42.5
09/09/19 2:00	-	44.7	-	44.7	-	-	44.7
09/09/19 3:00	-	48.2	-	48.2	-	-	48.2
09/09/19 4:00	-	50.1	-	50.2	-	-	50.1
09/09/19 5:00	-	54.6	-	54.6	-	-	54.6
09/09/19 6:00	1	63.7	61.3	59.9	-	-	63.7
	62	**59.1**	**58.2**	**51.6**	**56.9**	**63.6**	**57.3**

Location: Roodt/Syr NMT # 1

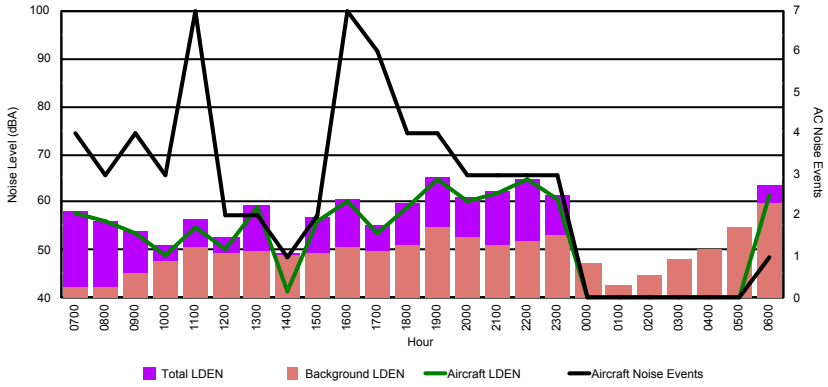

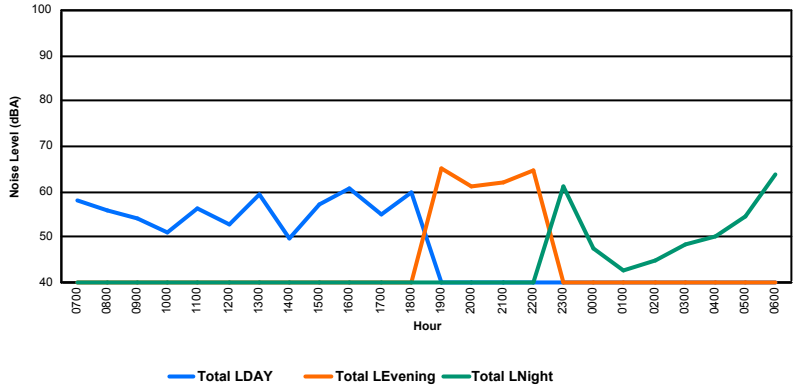

LE GOUVERNEMENT
DU GRAND-DUCHÉ DE LUXEMBOURG
Administration de la navigation aérienne

Luxembourg Airport

Noise Distribution by Hour

Between 08/09/2019 00:00:00 and 08/09/2019 23:59:59 (Local Time)

Day	Aircraft Events	Total LDEN dB (A)	Aircraft LDEN dB(A)	Background LDEN dB(A)	Total LDay dB(A)	Total LEvening dB(A)	Total LNight dB (A)
08/09/19 7:00	4	72.1	72.1	46.5	72.1	-	-
08/09/19 8:00	3	69.1	69.0	46.0	69.1	-	-
08/09/19 9:00	4	65.6	65.5	47.7	65.6	-	-
08/09/19 10:00	3	63.6	63.5	47.8	63.6	-	-
08/09/19 11:00	7	67.4	67.4	49.4	67.4	-	-
08/09/19 12:00	9	63.9	63.8	49.6	63.9	-	-
08/09/19 13:00	4	68.9	68.8	48.0	68.9	-	-
08/09/19 14:00	6	56.5	55.6	49.5	56.5	-	-
08/09/19 15:00	8	66.9	66.9	49.7	66.9	-	-
08/09/19 16:00	10	72.2	72.1	50.9	72.2	-	-
08/09/19 17:00	7	66.4	66.4	48.9	66.4	-	-
08/09/19 18:00	11	69.3	69.2	51.5	69.3	-	-
08/09/19 19:00	10	74.6	74.6	55.1	-	74.6	-
08/09/19 20:00	5	74.5	74.4	53.5	-	74.5	-
08/09/19 21:00	6	70.2	70.1	53.8	-	70.2	-
08/09/19 22:00	3	74.0	74.0	52.4	-	74.0	-
08/09/19 23:00	3	73.7	73.6	57.8	-	-	73.7
09/09/19 0:00	-	54.0	-	54.0	-	-	54.0
09/09/19 1:00	-	52.3	-	52.3	-	-	52.3
09/09/19 2:00	-	51.4	-	51.4	-	-	51.4
09/09/19 3:00	-	51.4	-	51.4	-	-	51.4
09/09/19 4:00	-	53.8	-	53.8	-	-	53.8
09/09/19 5:00	-	58.1	-	58.1	-	-	58.1
09/09/19 6:00	1	73.9	73.4	64.4	-	-	73.9
	104	**69.7**	**69.5**	**54.6**	**68.3**	**73.6**	**67.9**

Location: DVOR NMT # 2

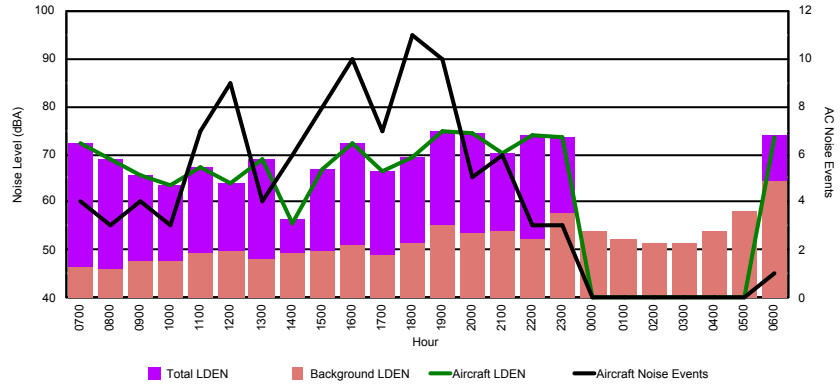

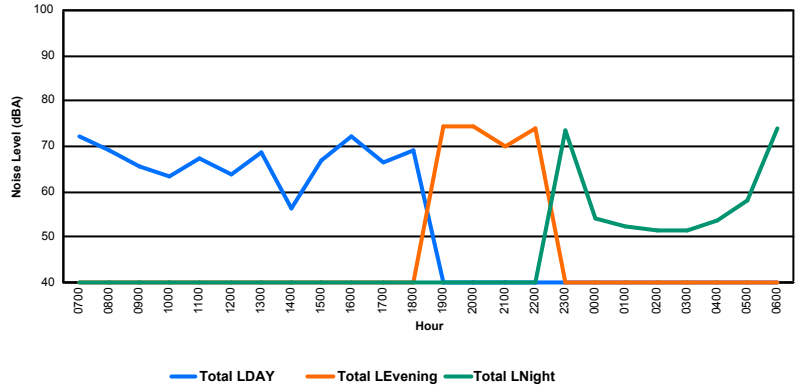

LE GOUVERNEMENT
DU GRAND-DUCHÉ DE LUXEMBOURG
Administration de la navigation aérienne

Luxembourg Airport

Noise Distribution by Hour

Between 08/09/2019 00:00:00 and 08/09/2019 23:59:59 (Local Time)

Day	Aircraft Events	Total LDEN dB (A)	Aircraft LDEN dB(A)	Background LDEN dB(A)	Total LDay dB(A)	Total LEvening dB(A)	Total LNight dB (A)
08/09/19 7:00	4	75.0	61.1	74.9	75.0	-	-
08/09/19 8:00	3	61.2	57.7	59.0	61.2	-	-
08/09/19 9:00	4	68.9	62.5	67.7	68.9	-	-
08/09/19 10:00	4	70.3	65.4	68.6	70.3	-	-
08/09/19 11:00	4	68.3	66.4	63.7	68.3	-	-
08/09/19 12:00	10	67.9	67.2	60.0	67.9	-	-
08/09/19 13:00	4	69.1	68.7	59.1	69.1	-	-
08/09/19 14:00	10	69.3	61.7	68.5	69.3	-	-
08/09/19 15:00	10	68.5	66.6	64.2	68.5	-	-
08/09/19 16:00	8	75.9	71.6	73.8	75.9	-	-
08/09/19 17:00	5	67.2	63.7	64.9	67.2	-	-
08/09/19 18:00	14	72.0	71.4	63.8	72.0	-	-
08/09/19 19:00	11	75.9	75.2	67.7	-	75.9	-
08/09/19 20:00	7	74.7	74.2	65.5	-	74.7	-
08/09/19 21:00	6	74.6	74.2	64.7	-	74.6	-
08/09/19 22:00	6	75.1	74.5	66.4	-	75.1	-
08/09/19 23:00	-	69.7	-	69.8	-	-	69.7
09/09/19 0:00	-	60.7	-	60.8	-	-	60.7
09/09/19 1:00	-	60.2	-	60.2	-	-	60.2
09/09/19 2:00	-	59.9	-	59.9	-	-	59.9
09/09/19 3:00	-	61.2	-	61.2	-	-	61.2
09/09/19 4:00	-	60.6	-	60.6	-	-	60.6
09/09/19 5:00	-	64.8	-	64.7	-	-	64.8
09/09/19 6:00	16	79.5	78.6	73.8	-	-	79.5
	126	**72.1**	**70.1**	**67.9**	**70.9**	**75.1**	**71.3**

Location: Mid Runway NMT # 3

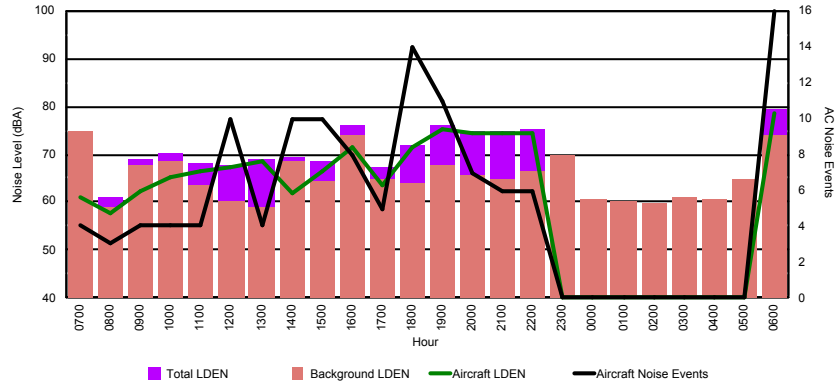

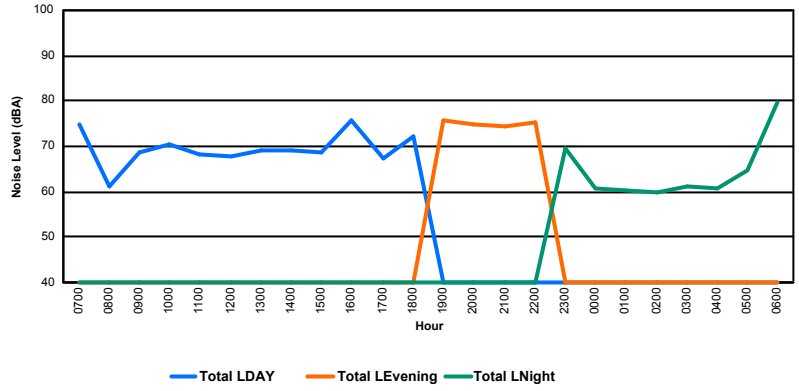

LE GOUVERNEMENT
DU GRAND-DUCHÉ DE LUXEMBOURG
Administration de la navigation aérienne

Luxembourg Airport

Noise Distribution by Hour

Between 08/09/2019 00:00:00 and 08/09/2019 23:59:59 (Local Time)

Day	Aircraft Events	Total LDEN dB (A)	Aircraft LDEN dB(A)	Background LDEN dB(A)	Total LDay dB(A)	Total LEvening dB(A)	Total LNight dB (A)
08/09/19 7:00	4	70.5	70.4	54.8	70.5	-	-
08/09/19 8:00	2	56.9	52.7	55.0	56.9	-	-
08/09/19 9:00	4	64.4	63.7	56.1	64.4	-	-
08/09/19 10:00	6	68.5	68.2	56.0	68.5	-	-
08/09/19 11:00	5	64.6	64.0	56.6	64.6	-	-
08/09/19 12:00	3	64.4	63.6	57.2	64.4	-	-
08/09/19 13:00	5	67.0	66.4	58.4	67.0	-	-
08/09/19 14:00	9	67.5	66.7	60.2	67.5	-	-
08/09/19 15:00	13	70.9	70.6	60.2	70.9	-	-
08/09/19 16:00	4	68.2	66.9	62.7	68.2	-	-
08/09/19 17:00	6	64.5	62.1	60.9	64.5	-	-
08/09/19 18:00	15	71.8	71.4	61.4	71.8	-	-
08/09/19 19:00	7	74.6	74.1	65.1	-	74.6	-
08/09/19 20:00	5	72.0	71.3	63.8	-	72.0	-
08/09/19 21:00	3	68.0	65.7	64.3	-	68.0	-
08/09/19 22:00	18	75.3	74.9	64.9	-	75.3	-
08/09/19 23:00	2	70.4	68.2	66.3	-	-	70.4
09/09/19 0:00	-	64.3	-	65.3	-	-	64.3
09/09/19 1:00	-	61.8	-	62.2	-	-	61.8
09/09/19 2:00	-	61.9	-	62.4	-	-	61.9
09/09/19 3:00	-	63.3	-	63.5	-	-	63.3
09/09/19 4:00	-	65.3	-	65.6	-	-	65.3
09/09/19 5:00	-	69.2	-	70.5	-	-	69.2
09/09/19 6:00	15	76.4	75.6	72.9	-	-	76.4
	126	**69.9**	**68.8**	**64.6**	**67.9**	**73.3**	**69.7**

Location: NDB-Hamm NMT # 4

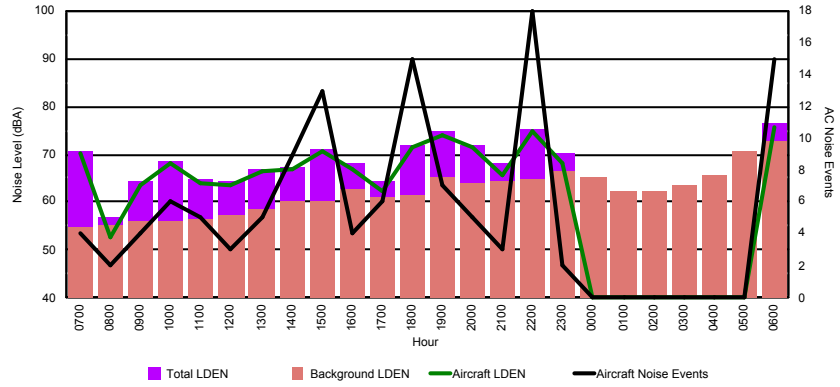

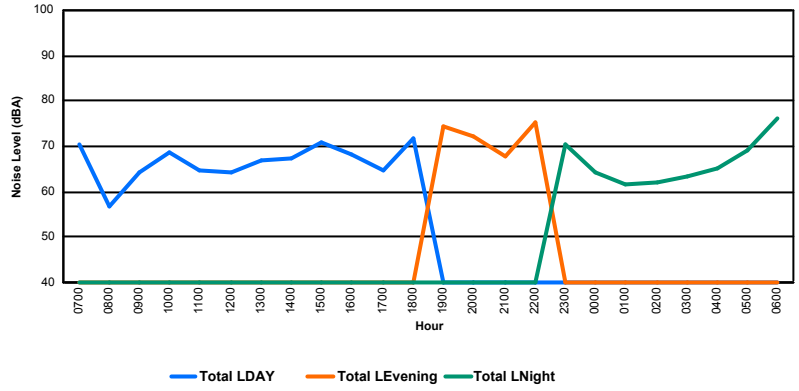

LE GOUVERNEMENT
DU GRAND-DUCHÉ DE LUXEMBOURG
Administration de la navigation aérienne

Luxembourg Airport

Noise Distribution by Hour

Between 09/09/2019 00:00:00 and 09/09/2019 23:59:59 (Local Time)

Day	Aircraft Events	Total LDEN dB (A)	Aircraft LDEN dB(A)	Background LDEN dB(A)	Total LDay dB(A)	Total LEvening dB(A)	Total LNight dB (A)
09/09/19 7:00	2	56.6	56.2	46.3	56.6	-	-
09/09/19 8:00	6	53.7	52.7	46.6	53.7	-	-
09/09/19 9:00	10	58.4	57.7	50.8	58.4	-	-
09/09/19 10:00	8	55.4	53.4	51.3	55.4	-	-
09/09/19 11:00	4	57.5	56.7	49.8	57.5	-	-
09/09/19 12:00	6	55.6	54.0	50.6	55.6	-	-
09/09/19 13:00	3	51.6	47.4	49.7	51.6	-	-
09/09/19 14:00	9	59.8	59.0	52.0	59.8	-	-
09/09/19 15:00	9	59.0	58.4	50.3	59.0	-	-
09/09/19 16:00	7	56.4	54.9	51.4	56.4	-	-
09/09/19 17:00	9	57.7	56.9	50.1	57.7	-	-
09/09/19 18:00	8	54.5	53.0	49.6	54.5	-	-
09/09/19 19:00	5	60.3	59.5	52.4	-	60.3	-
09/09/19 20:00	5	58.6	57.8	51.6	-	58.6	-
09/09/19 21:00	7	60.7	60.0	53.1	-	60.7	-
09/09/19 22:00	15	62.2	61.4	55.2	-	62.2	-
09/09/19 23:00	1	64.6	64.3	52.3	-	-	64.6
10/09/19 0:00	-	47.1	-	47.1	-	-	47.1
10/09/19 1:00	-	46.1	-	46.1	-	-	46.1
10/09/19 2:00	-	45.3	-	45.3	-	-	45.3
10/09/19 3:00	-	45.3	-	45.3	-	-	45.3
10/09/19 4:00	-	50.9	-	50.9	-	-	50.9
10/09/19 5:00	-	54.0	-	54.1	-	-	54.0
10/09/19 6:00	5	62.2	59.9	58.7	-	-	62.2
	119	**58.1**	**57.1**	**51.7**	**56.9**	**60.6**	**58.0**

Location: Roodt/Syr NMT # 1

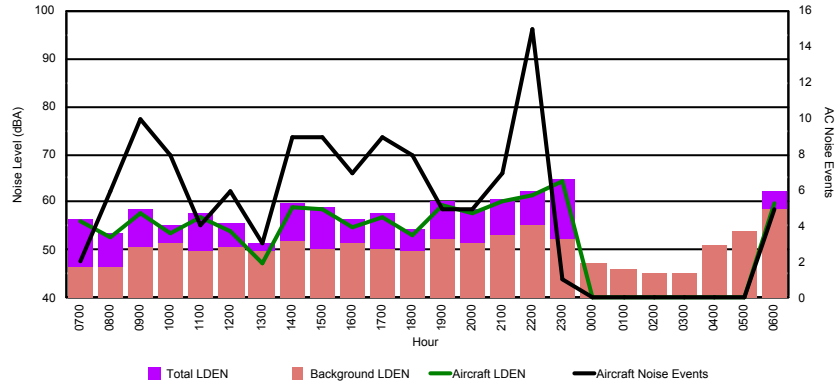

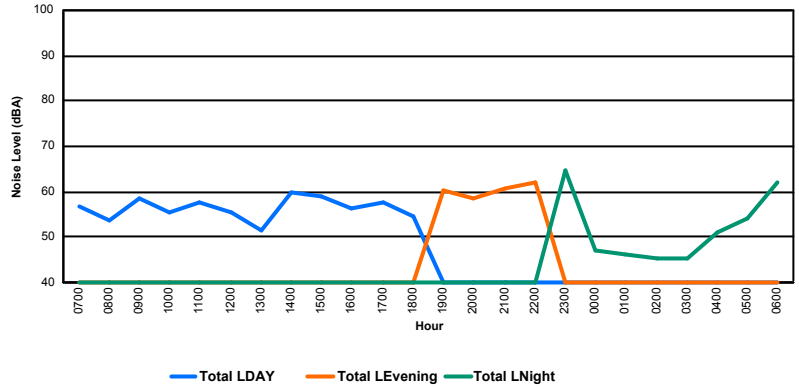

LE GOUVERNEMENT
DU GRAND-DUCHÉ DE LUXEMBOURG
Administration de la navigation aérienne

Luxembourg Airport

Noise Distribution by Hour

Between 09/09/2019 00:00:00 and 09/09/2019 23:59:59 (Local Time)

Day	Aircraft Events	Total LDEN dB (A)	Aircraft LDEN dB(A)	Background LDEN dB(A)	Total LDay dB(A)	Total LEvening dB(A)	Total LNight dB (A)
09/09/19 7:00	3	71.8	71.7	54.4	71.8	-	-
09/09/19 8:00	6	66.2	65.9	52.8	66.2	-	-
09/09/19 9:00	11	71.0	70.9	53.6	71.0	-	-
09/09/19 10:00	8	67.2	67.0	52.5	67.2	-	-
09/09/19 11:00	4	70.3	70.2	52.1	70.3	-	-
09/09/19 12:00	6	67.7	67.6	51.6	67.7	-	-
09/09/19 13:00	3	61.5	61.0	51.5	61.5	-	-
09/09/19 14:00	9	73.0	72.9	53.9	73.0	-	-
09/09/19 15:00	10	71.8	71.8	53.8	71.8	-	-
09/09/19 16:00	8	69.8	69.7	54.5	69.8	-	-
09/09/19 17:00	10	70.2	70.1	53.3	70.2	-	-
09/09/19 18:00	8	66.7	66.5	53.7	66.7	-	-
09/09/19 19:00	5	72.9	72.7	59.1	-	72.9	-
09/09/19 20:00	4	70.8	70.4	59.5	-	70.8	-
09/09/19 21:00	10	73.9	73.8	58.6	-	73.9	-
09/09/19 22:00	16	74.4	74.3	59.4	-	74.4	-
09/09/19 23:00	1	79.9	79.9	57.6	-	-	79.9
10/09/19 0:00	-	54.8	-	54.9	-	-	54.8
10/09/19 1:00	-	54.3	-	54.3	-	-	54.3
10/09/19 2:00	-	52.5	-	52.5	-	-	52.5
10/09/19 3:00	-	54.5	-	54.5	-	-	54.5
10/09/19 4:00	-	57.0	-	57.0	-	-	57.0
10/09/19 5:00	-	60.5	-	60.5	-	-	60.5
10/09/19 6:00	12	73.2	72.7	64.1	-	-	73.2
	134	**71.2**	**71.1**	**56.9**	**69.8**	**73.2**	**71.8**

Location: DVOR NMT # 2

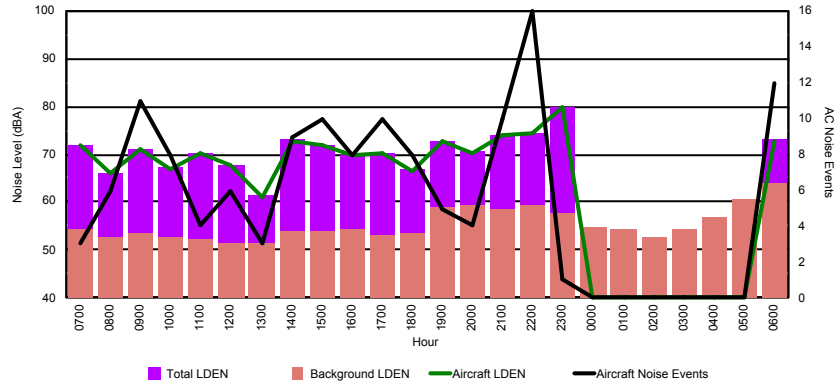

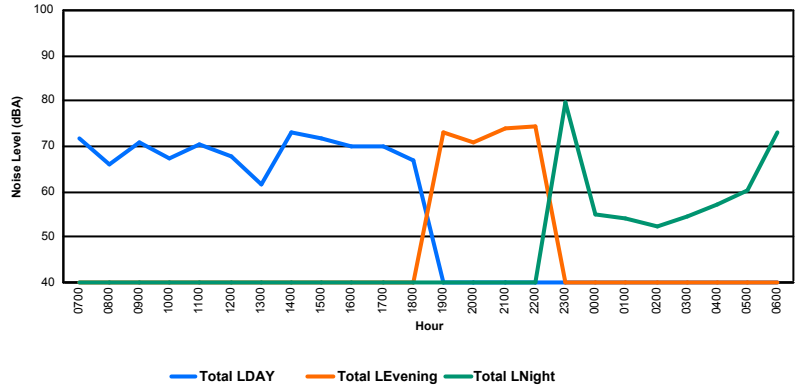

LE GOUVERNEMENT
DU GRAND-DUCHÉ DE LUXEMBOURG
Administration de la navigation aérienne

Luxembourg Airport

Noise Distribution by Hour

Between 09/09/2019 00:00:00 and 09/09/2019 23:59:59 (Local Time)

Day	Aircraft Events	Total LDEN dB (A)	Aircraft LDEN dB(A)	Background LDEN dB(A)	Total LDay dB(A)	Total LEvening dB(A)	Total LNight dB (A)
09/09/19 7:00	7	69.4	68.2	63.7	69.4	-	-
09/09/19 8:00	6	65.9	64.0	61.8	65.9	-	-
09/09/19 9:00	6	71.4	66.3	69.8	71.4	-	-
09/09/19 10:00	7	70.0	63.9	68.8	70.0	-	-
09/09/19 11:00	5	65.8	59.5	64.7	65.8	-	-
09/09/19 12:00	4	65.4	61.4	63.2	65.4	-	-
09/09/19 13:00	3	64.4	59.8	62.5	64.4	-	-
09/09/19 14:00	7	69.0	63.2	67.6	69.0	-	-
09/09/19 15:00	5	68.6	66.4	64.6	68.6	-	-
09/09/19 16:00	9	70.2	69.2	63.3	70.2	-	-
09/09/19 17:00	5	72.8	59.1	72.6	72.8	-	-
09/09/19 18:00	11	67.3	64.4	64.4	67.3	-	-
09/09/19 19:00	16	73.3	72.6	64.7	-	73.3	-
09/09/19 20:00	9	76.2	74.5	71.3	-	76.2	-
09/09/19 21:00	3	74.6	69.5	73.0	-	74.6	-
09/09/19 22:00	6	75.7	71.4	73.8	-	75.7	-
09/09/19 23:00	1	75.0	73.8	68.8	-	-	75.0
10/09/19 0:00	-	67.1	-	67.7	-	-	67.1
10/09/19 1:00	-	61.8	-	62.4	-	-	61.8
10/09/19 2:00	-	62.7	-	63.1	-	-	62.7
10/09/19 3:00	-	62.5	-	62.5	-	-	62.5
10/09/19 4:00	-	61.5	-	61.6	-	-	61.5
10/09/19 5:00	-	61.8	-	61.9	-	-	61.8
10/09/19 6:00	10	78.5	77.3	73.5	-	-	78.5
	120	**71.5**	**68.9**	**68.4**	**69.1**	**75.1**	**71.6**

Location: Mid Runway NMT # 3

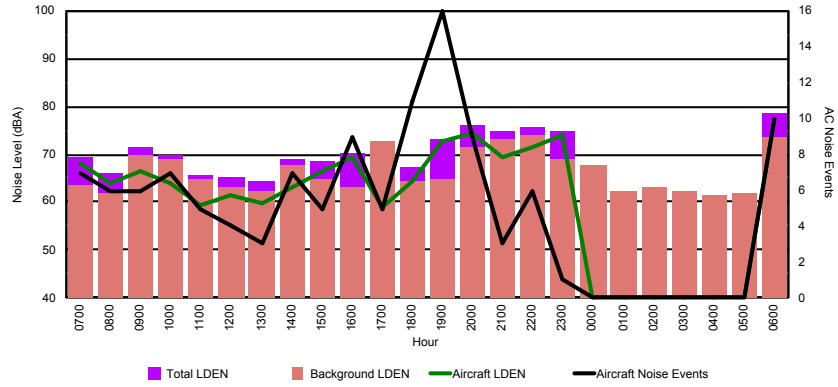

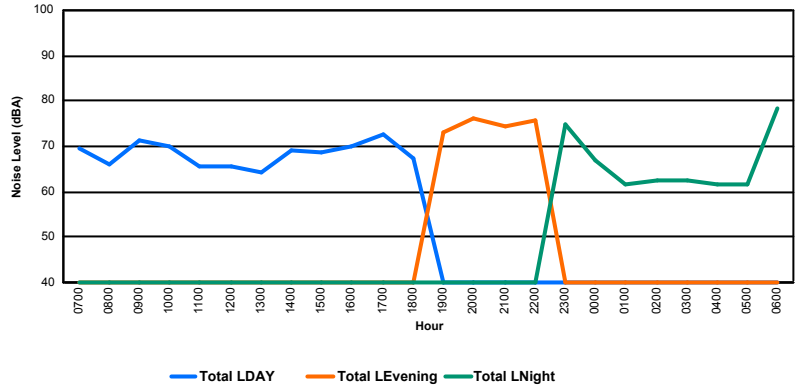

LE GOUVERNEMENT
DU GRAND-DUCHÉ DE LUXEMBOURG
Administration de la navigation aérienne

Luxembourg Airport

Noise Distribution by Hour

Between 09/09/2019 00:00:00 and 09/09/2019 23:59:59 (Local Time)

Day	Aircraft Events	Total LDEN dB (A)	Aircraft LDEN dB(A)	Background LDEN dB(A)	Total LDay dB(A)	Total LEvening dB(A)	Total LNight dB (A)
09/09/19 7:00	9	71.0	68.7	76.5	71.0	-	-
09/09/19 8:00	5	64.7	61.5	66.8	64.7	-	-
09/09/19 9:00	6	67.6	66.3	62.1	67.6	-	-
09/09/19 10:00	9	65.7	64.0	61.3	65.7	-	-
09/09/19 11:00	7	63.0	58.8	61.1	63.0	-	-
09/09/19 12:00	5	62.6	59.4	60.0	62.6	-	-
09/09/19 13:00	5	62.7	59.2	60.3	62.7	-	-
09/09/19 14:00	6	62.4	58.2	60.5	62.4	-	-
09/09/19 15:00	6	67.2	66.3	60.1	67.2	-	-
09/09/19 16:00	8	68.0	67.3	60.0	68.0	-	-
09/09/19 17:00	12	64.9	63.5	59.8	64.9	-	-
09/09/19 18:00	9	64.2	62.5	59.5	64.2	-	-
09/09/19 19:00	9	73.1	72.5	64.1	-	73.1	-
09/09/19 20:00	6	72.7	72.2	63.1	-	72.7	-
09/09/19 21:00	4	71.6	69.6	67.3	-	71.6	-
09/09/19 22:00	4	74.1	73.6	64.5	-	74.1	-
09/09/19 23:00	1	73.6	72.4	67.3	-	-	73.6
10/09/19 0:00	-	66.3	-	67.6	-	-	66.3
10/09/19 1:00	-	65.3	-	66.2	-	-	65.3
10/09/19 2:00	-	64.9	-	65.8	-	-	64.9
10/09/19 3:00	-	65.6	-	66.0	-	-	65.6
10/09/19 4:00	-	67.4	-	68.2	-	-	67.4
10/09/19 5:00	-	70.5	-	72.0	-	-	70.5
10/09/19 6:00	2	77.0	73.7	77.2	-	-	77.0
	113	**69.9**	**67.6**	**68.5**	**66.2**	**73.0**	**71.1**

Location: NDB-Hamm NMT # 4

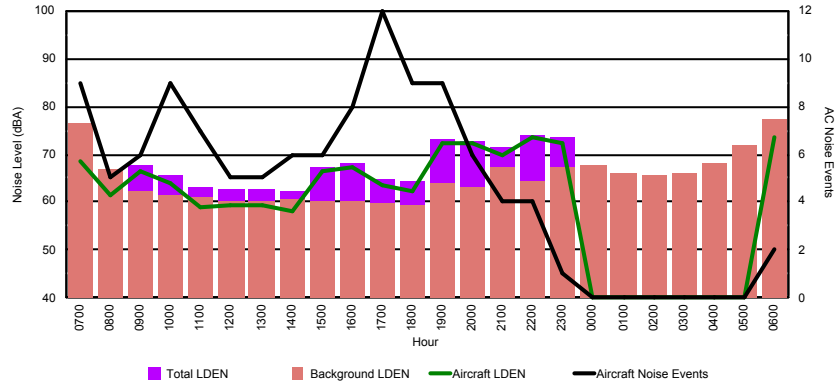

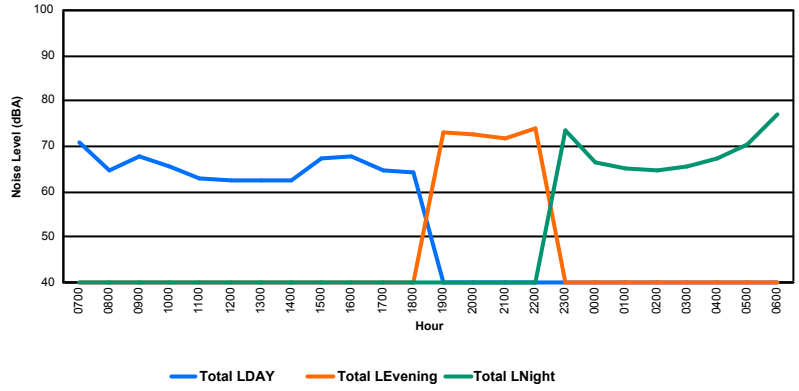

LE GOUVERNEMENT
DU GRAND-DUCHÉ DE LUXEMBOURG
Administration de la navigation aérienne

Luxembourg Airport

Noise Distribution by Hour

Between 10/09/2019 00:00:00 and 10/09/2019 23:59:59 (Local Time)

Day	Aircraft Events	Total LDEN dB (A)	Aircraft LDEN dB(A)	Background LDEN dB(A)	Total LDay dB(A)	Total LEvening dB(A)	Total LNight dB (A)
10/09/19 7:00	2	51.1	47.0	48.0	51.1	-	-
10/09/19 8:00	2	56.4	55.8	48.7	56.4	-	-
10/09/19 9:00	2	55.9	55.2	47.3	55.9	-	-
10/09/19 10:00	1	55.2	53.9	49.3	55.2	-	-
10/09/19 11:00	4	51.7	48.8	48.7	51.7	-	-
10/09/19 12:00	-	49.9	-	49.9	49.9	-	-
10/09/19 13:00	1	48.1	45.4	44.8	48.1	-	-
10/09/19 14:00	5	56.4	55.5	49.4	56.4	-	-
10/09/19 15:00	4	57.8	55.2	54.6	57.8	-	-
10/09/19 16:00	3	51.2	48.3	48.3	51.2	-	-
10/09/19 17:00	5	59.4	59.0	49.2	59.4	-	-
10/09/19 18:00	3	53.5	50.0	51.1	53.5	-	-
10/09/19 19:00	3	61.3	60.6	52.9	-	61.3	-
10/09/19 20:00	1	51.4	46.5	49.8	-	51.4	-
10/09/19 21:00	3	64.6	63.7	57.4	-	64.6	-
10/09/19 22:00	2	62.3	62.1	48.8	-	62.3	-
10/09/19 23:00	1	65.3	65.0	59.4	-	-	65.3
11/09/19 0:00	-	59.2	-	59.2	-	-	59.2
11/09/19 1:00	-	45.1	-	45.1	-	-	45.1
11/09/19 2:00	-	44.8	-	44.8	-	-	44.8
11/09/19 3:00	-	44.8	-	44.8	-	-	44.8
11/09/19 4:00	-	58.4	-	58.4	-	-	58.4
11/09/19 5:00	-	60.3	-	60.4	-	-	60.3
11/09/19 6:00	6	66.8	65.7	60.6	-	-	66.8
	48	**59.4**	**57.9**	**54.5**	**55.1**	**61.8**	**61.3**

Location: Roodt/Syr NMT # 1

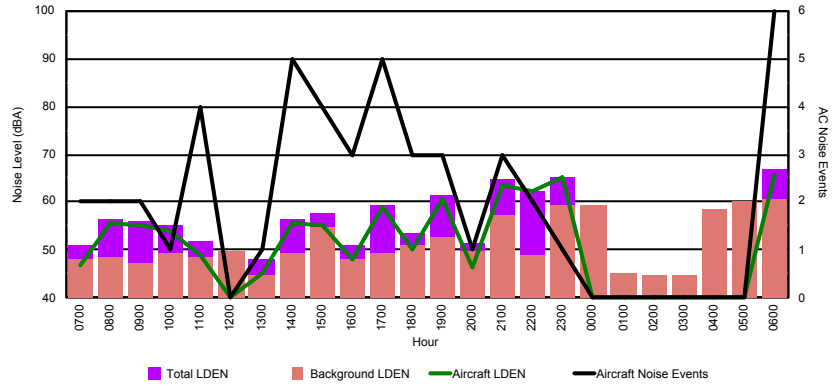

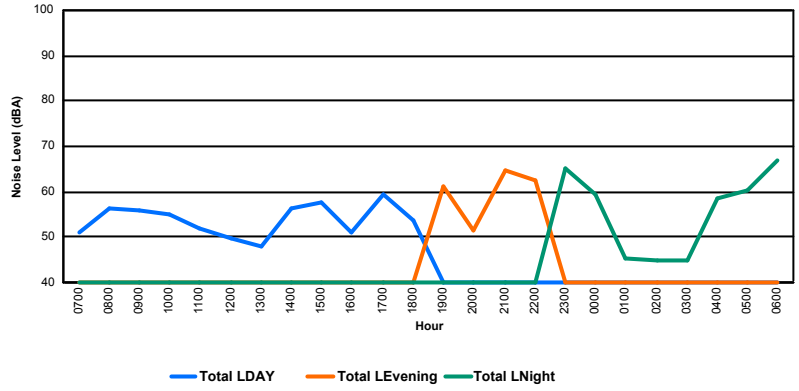

LE GOUVERNEMENT
DU GRAND-DUCHÉ DE LUXEMBOURG
Administration de la navigation aérienne

Luxembourg Airport

Noise Distribution by Hour

Between 10/09/2019 00:00:00 and 10/09/2019 23:59:59 (Local Time)

Day	Aircraft Events	Total LDEN dB (A)	Aircraft LDEN dB(A)	Background LDEN dB(A)	Total LDay dB(A)	Total LEvening dB(A)	Total LNight dB (A)
10/09/19 7:00	8	66.4	66.2	53.3	66.4	-	-
10/09/19 8:00	4	57.1	54.2	51.5	57.1	-	-
10/09/19 9:00	5	64.9	64.9	52.6	64.9	-	-
10/09/19 10:00	6	66.1	66.0	50.0	66.1	-	-
10/09/19 11:00	8	62.5	62.2	51.8	62.5	-	-
10/09/19 12:00	6	60.2	59.8	50.2	60.2	-	-
10/09/19 13:00	3	60.5	60.1	50.0	60.5	-	-
10/09/19 14:00	9	63.8	63.6	50.9	63.8	-	-
10/09/19 15:00	8	64.9	64.8	51.4	64.9	-	-
10/09/19 16:00	9	68.7	68.6	51.4	68.7	-	-
10/09/19 17:00	9	64.2	64.0	51.3	64.2	-	-
10/09/19 18:00	13	62.7	62.3	52.0	62.7	-	-
10/09/19 19:00	8	71.4	71.2	56.8	-	71.4	-
10/09/19 20:00	3	63.3	62.5	55.2	-	63.3	-
10/09/19 21:00	3	73.3	73.2	55.8	-	73.3	-
10/09/19 22:00	2	70.3	70.2	54.0	-	70.3	-
10/09/19 23:00	1	74.3	74.2	56.9	-	-	74.3
11/09/19 0:00	-	54.1	-	54.1	-	-	54.1
11/09/19 1:00	-	52.1	-	52.1	-	-	52.1
11/09/19 2:00	-	51.7	-	51.7	-	-	51.7
11/09/19 3:00	-	53.5	-	53.5	-	-	53.5
11/09/19 4:00	-	57.2	-	57.2	-	-	57.2
11/09/19 5:00	-	61.0	-	61.0	-	-	61.0
11/09/19 6:00	18	75.8	75.5	65.3	-	-	75.8
	123	**67.9**	**67.7**	**56.0**	**64.4**	**70.8**	**69.3**

Location: DVOR NMT # 2

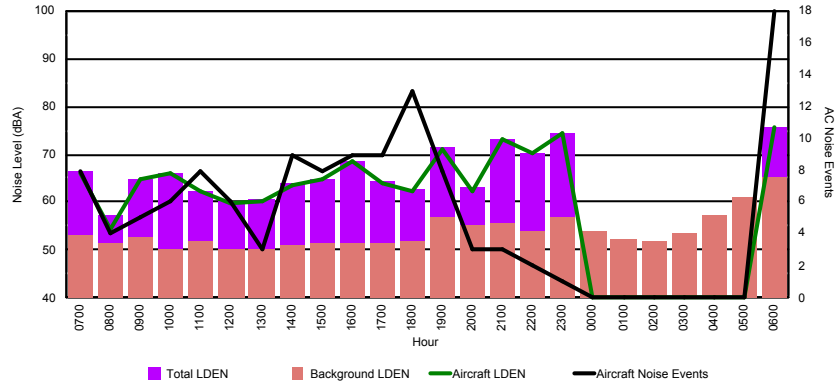

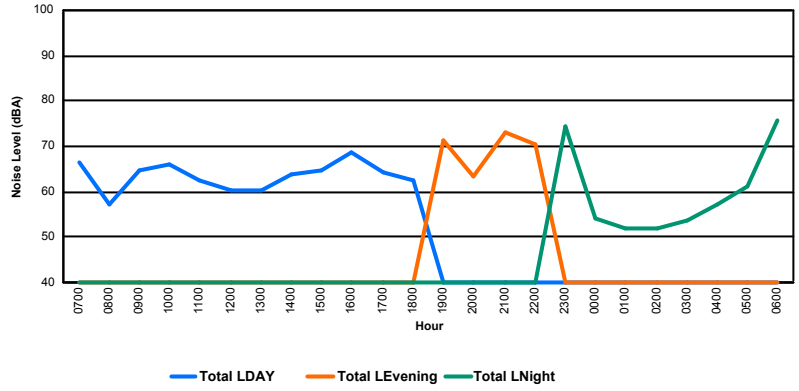

LE GOUVERNEMENT
DU GRAND-DUCHÉ DE LUXEMBOURG
Administration de la navigation aérienne

Luxembourg Airport

Noise Distribution by Hour

Between 10/09/2019 00:00:00 and 10/09/2019 23:59:59 (Local Time)

Day	Aircraft Events	Total LDEN dB (A)	Aircraft LDEN dB(A)	Background LDEN dB(A)	Total LDay dB(A)	Total LEvening dB(A)	Total LNight dB (A)
10/09/19 7:00	11	68.0	67.7	58.1	68.0	-	-
10/09/19 8:00	7	63.2	61.9	57.9	63.2	-	-
10/09/19 9:00	4	65.5	64.7	58.2	65.5	-	-
10/09/19 10:00	8	72.0	71.5	62.4	72.0	-	-
10/09/19 11:00	10	68.5	68.1	57.8	68.5	-	-
10/09/19 12:00	8	66.2	64.7	61.1	66.2	-	-
10/09/19 13:00	4	64.0	63.2	56.6	64.0	-	-
10/09/19 14:00	12	65.9	65.2	58.1	65.9	-	-
10/09/19 15:00	10	67.4	66.4	60.8	67.4	-	-
10/09/19 16:00	10	70.0	69.4	61.6	70.0	-	-
10/09/19 17:00	14	69.1	68.5	60.6	69.1	-	-
10/09/19 18:00	14	68.4	67.5	61.4	68.4	-	-
10/09/19 19:00	9	72.2	71.7	63.4	-	72.2	-
10/09/19 20:00	3	68.3	67.0	62.5	-	68.3	-
10/09/19 21:00	5	74.8	74.5	63.6	-	74.8	-
10/09/19 22:00	3	71.2	70.6	63.0	-	71.2	-
10/09/19 23:00	1	73.6	72.3	67.7	-	-	73.6
11/09/19 0:00	-	63.0	-	63.5	-	-	63.0
11/09/19 1:00	-	61.5	-	61.6	-	-	61.5
11/09/19 2:00	-	62.1	-	62.2	-	-	62.1
11/09/19 3:00	-	64.7	-	64.8	-	-	64.7
11/09/19 4:00	-	64.6	-	64.7	-	-	64.6
11/09/19 5:00	-	63.3	-	63.4	-	-	63.3
11/09/19 6:00	17	77.9	77.0	72.1	-	-	77.9
	150	**70.0**	**69.0**	**63.7**	**68.0**	**72.2**	**70.9**

Location: Mid Runway NMT # 3

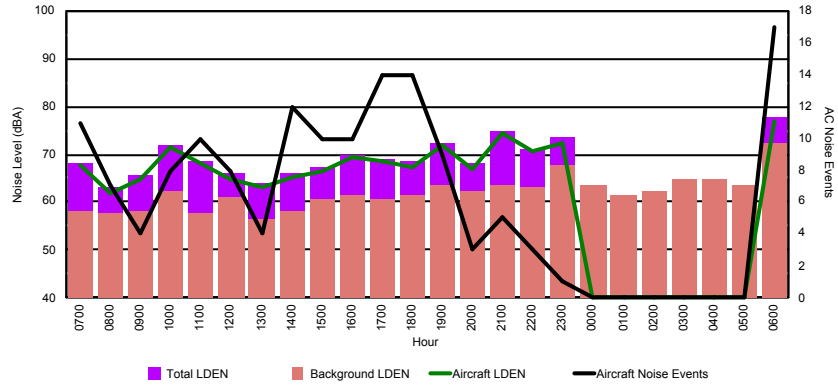

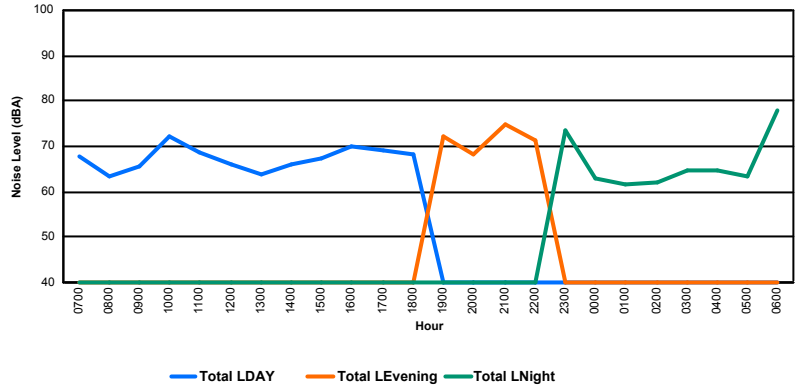

LE GOUVERNEMENT
DU GRAND-DUCHÉ DE LUXEMBOURG
Administration de la navigation aérienne

Luxembourg Airport

Noise Distribution by Hour

Between 10/09/2019 00:00:00 and 10/09/2019 23:59:59 (Local Time)

Day	Aircraft Events	Total LDEN dB (A)	Aircraft LDEN dB(A)	Background LDEN dB(A)	Total LDay dB(A)	Total LEvening dB(A)	Total LNight dB (A)
10/09/19 7:00	3	68.5	66.2	68.0	68.5	-	-
10/09/19 8:00	6	65.3	60.8	66.7	65.3	-	-
10/09/19 9:00	10	66.2	63.1	64.5	66.2	-	-
10/09/19 10:00	18	69.7	68.8	65.2	69.7	-	-
10/09/19 11:00	13	66.0	63.0	64.6	66.0	-	-
10/09/19 12:00	5	68.0	67.1	61.4	68.0	-	-
10/09/19 13:00	7	64.6	62.1	61.3	64.6	-	-
10/09/19 14:00	5	63.8	61.1	60.5	63.8	-	-
10/09/19 15:00	9	66.8	65.4	61.5	66.8	-	-
10/09/19 16:00	9	67.5	66.4	60.0	67.5	-	-
10/09/19 17:00	14	70.4	70.2	59.2	70.4	-	-
10/09/19 18:00	8	67.7	67.0	59.4	67.7	-	-
10/09/19 19:00	6	67.4	64.8	64.2	-	67.4	-
10/09/19 20:00	1	65.6	59.7	64.3	-	65.6	-
10/09/19 21:00	7	70.5	69.0	65.2	-	70.5	-
10/09/19 22:00	15	71.1	70.0	65.7	-	71.1	-
10/09/19 23:00	2	73.9	72.5	68.6	-	-	73.9
11/09/19 0:00	-	66.2	-	67.5	-	-	66.2
11/09/19 1:00	-	65.0	-	66.2	-	-	65.0
11/09/19 2:00	-	64.3	-	65.1	-	-	64.3
11/09/19 3:00	-	64.1	-	64.3	-	-	64.1
11/09/19 4:00	-	66.0	-	66.5	-	-	66.0
11/09/19 5:00	-	70.2	-	71.6	-	-	70.2
11/09/19 6:00	4	77.0	74.8	76.7	-	-	77.0
	142	**69.2**	**66.9**	**67.3**	**67.5**	**69.2**	**71.0**

Location: NDB-Hamm NMT # 4

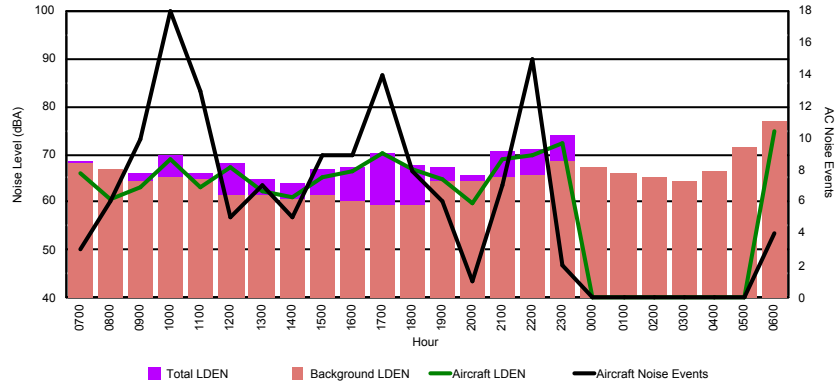

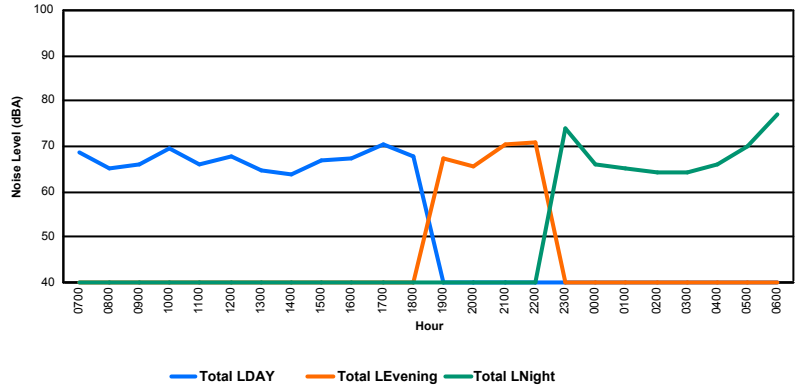

LE GOUVERNEMENT
DU GRAND-DUCHÉ DE LUXEMBOURG
Administration de la navigation aérienne

Luxembourg Airport

Noise Distribution by Hour

Between 11/09/2019 00:00:00 and 11/09/2019 23:59:59 (Local Time)

Day	Aircraft Events	Total LDEN dB (A)	Aircraft LDEN dB(A)	Background LDEN dB(A)	Total LDay dB(A)	Total LEvening dB(A)	Total LNight dB (A)
11/09/19 7:00	2	54.0	51.2	50.9	54.0	-	-
11/09/19 8:00	3	52.6	50.6	48.3	52.6	-	-
11/09/19 9:00	8	58.5	57.6	51.7	58.5	-	-
11/09/19 10:00	8	56.5	53.3	53.8	56.5	-	-
11/09/19 11:00	7	55.9	54.9	49.2	55.9	-	-
11/09/19 12:00	4	56.6	55.9	48.6	56.6	-	-
11/09/19 13:00	7	56.8	55.1	52.3	56.8	-	-
11/09/19 14:00	4	58.1	56.6	52.7	58.1	-	-
11/09/19 15:00	5	57.1	56.2	50.2	57.1	-	-
11/09/19 16:00	6	56.5	54.9	51.6	56.5	-	-
11/09/19 17:00	8	54.0	52.3	49.4	54.0	-	-
11/09/19 18:00	8	55.6	54.6	49.4	55.6	-	-
11/09/19 19:00	7	61.6	61.0	53.6	-	61.6	-
11/09/19 20:00	6	60.4	59.3	53.9	-	60.4	-
11/09/19 21:00	6	59.7	58.7	53.0	-	59.7	-
11/09/19 22:00	15	61.9	61.0	55.4	-	61.9	-
11/09/19 23:00	-	49.9	-	49.9	-	-	49.9
12/09/19 0:00	-	56.0	-	56.0	-	-	56.0
12/09/19 1:00	-	46.4	-	46.4	-	-	46.4
12/09/19 2:00	-	46.9	-	46.9	-	-	46.9
12/09/19 3:00	-	48.8	-	48.8	-	-	48.8
12/09/19 4:00	-	58.8	-	58.8	-	-	58.8
12/09/19 5:00	1	62.7	62.2	53.1	-	-	62.7
12/09/19 6:00	3	68.4	68.2	53.9	-	-	68.4
	108	**59.3**	**58.3**	**52.6**	**56.3**	**61.0**	**61.1**

Location: Roodt/Syr NMT # 1

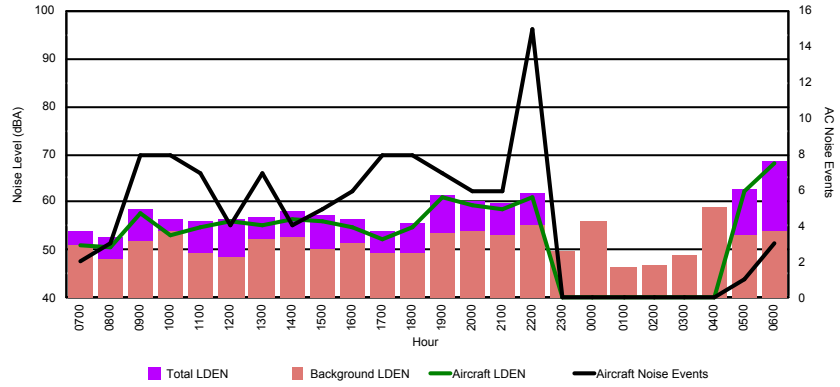

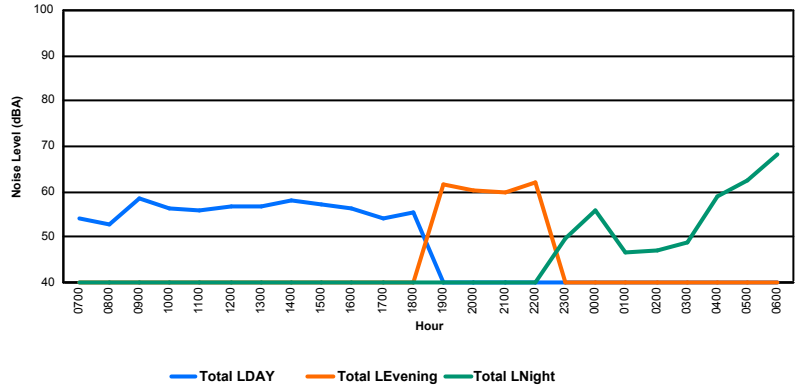

LE GOUVERNEMENT
DU GRAND-DUCHÉ DE LUXEMBOURG
Administration de la navigation aérienne

Luxembourg Airport

Noise Distribution by Hour

Between 11/09/2019 00:00:00 and 11/09/2019 23:59:59 (Local Time)

Day	Aircraft Events	Total LDEN dB (A)	Aircraft LDEN dB(A)	Background LDEN dB(A)	Total LDay dB(A)	Total LEvening dB(A)	Total LNight dB (A)
11/09/19 7:00	8	63.9	63.2	56.2	63.9	-	-
11/09/19 8:00	6	64.5	63.6	57.7	64.5	-	-
11/09/19 9:00	8	71.1	71.0	54.7	71.1	-	-
11/09/19 10:00	9	68.4	68.3	52.9	68.4	-	-
11/09/19 11:00	8	70.6	70.5	53.9	70.6	-	-
11/09/19 12:00	4	68.4	68.2	53.4	68.4	-	-
11/09/19 13:00	7	68.5	68.4	54.6	68.5	-	-
11/09/19 14:00	7	69.5	69.3	56.2	69.5	-	-
11/09/19 15:00	6	72.3	72.2	55.3	72.3	-	-
11/09/19 16:00	8	69.2	69.0	54.7	69.2	-	-
11/09/19 17:00	8	66.5	66.2	54.7	66.5	-	-
11/09/19 18:00	9	68.7	68.5	55.6	68.7	-	-
11/09/19 19:00	6	74.6	74.5	58.8	-	74.6	-
11/09/19 20:00	7	74.3	74.2	57.5	-	74.3	-
11/09/19 21:00	6	72.7	72.4	60.5	-	72.7	-
11/09/19 22:00	15	74.9	74.7	60.8	-	74.9	-
11/09/19 23:00	-	64.8	-	65.0	-	-	64.8
12/09/19 0:00	-	58.3	-	58.3	-	-	58.3
12/09/19 1:00	-	57.6	-	57.6	-	-	57.6
12/09/19 2:00	-	57.2	-	57.2	-	-	57.2
12/09/19 3:00	-	57.1	-	57.1	-	-	57.1
12/09/19 4:00	-	57.8	-	57.8	-	-	57.8
12/09/19 5:00	-	60.4	-	60.4	-	-	60.4
12/09/19 6:00	4	82.8	82.7	65.5	-	-	82.8
	126	**72.2**	**72.0**	**58.8**	**69.1**	**74.2**	**73.9**

Location: DVOR NMT # 2

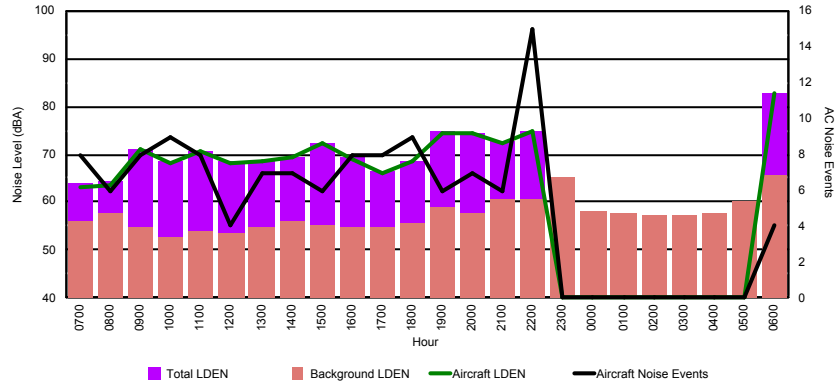

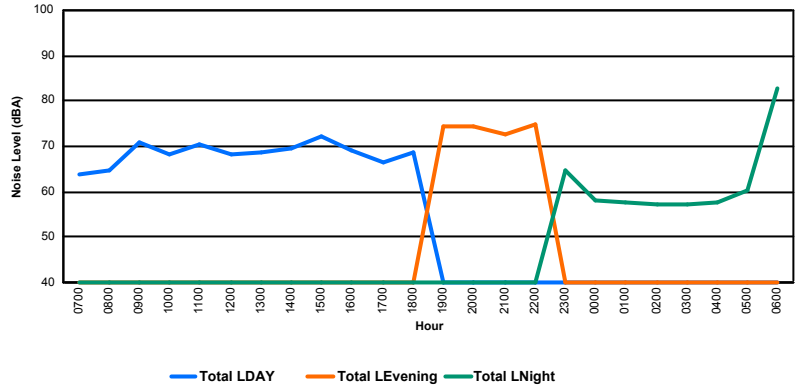

LE GOUVERNEMENT
DU GRAND-DUCHÉ DE LUXEMBOURG
Administration de la navigation aérienne

Luxembourg Airport

Noise Distribution by Hour

Between 11/09/2019 00:00:00 and 11/09/2019 23:59:59 (Local Time)

Day	Aircraft Events	Total LDEN dB (A)	Aircraft LDEN dB(A)	Background LDEN dB(A)	Total LDay dB(A)	Total LEvening dB(A)	Total LNight dB (A)
11/09/19 7:00	7	65.7	65.4	54.7	65.7	-	-
11/09/19 8:00	11	70.7	67.1	68.1	70.7	-	-
11/09/19 9:00	4	67.4	63.6	65.1	67.4	-	-
11/09/19 10:00	5	68.1	64.0	66.0	68.1	-	-
11/09/19 11:00	5	72.0	57.6	71.9	72.0	-	-
11/09/19 12:00	5	72.5	62.4	72.0	72.5	-	-
11/09/19 13:00	4	64.2	56.7	63.5	64.2	-	-
11/09/19 14:00	6	73.0	72.4	64.2	73.0	-	-
11/09/19 15:00	10	68.7	67.4	63.0	68.7	-	-
11/09/19 16:00	9	67.1	62.6	65.2	67.1	-	-
11/09/19 17:00	5	70.9	64.1	70.0	70.9	-	-
11/09/19 18:00	11	71.1	69.2	66.6	71.1	-	-
11/09/19 19:00	9	75.0	73.6	69.4	-	75.0	-
11/09/19 20:00	6	71.9	68.1	69.6	-	71.9	-
11/09/19 21:00	5	76.0	73.0	72.9	-	76.0	-
11/09/19 22:00	7	74.9	73.4	69.7	-	74.9	-
11/09/19 23:00	1	76.2	76.1	59.5	-	-	76.2
12/09/19 0:00	-	59.5	-	59.5	-	-	59.5
12/09/19 1:00	-	57.0	-	57.0	-	-	57.0
12/09/19 2:00	-	55.3	-	55.3	-	-	55.3
12/09/19 3:00	-	55.6	-	55.6	-	-	55.6
12/09/19 4:00	-	58.9	-	58.9	-	-	58.9
12/09/19 5:00	-	61.7	-	61.8	-	-	61.7
12/09/19 6:00	12	82.0	76.6	80.6	-	-	82.0
	122	**72.7**	**69.4**	**69.9**	**70.0**	**74.7**	**74.1**

Location: Mid Runway NMT # 3

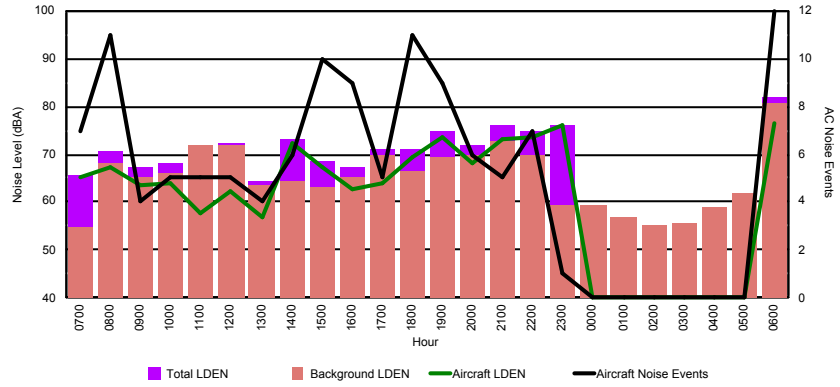

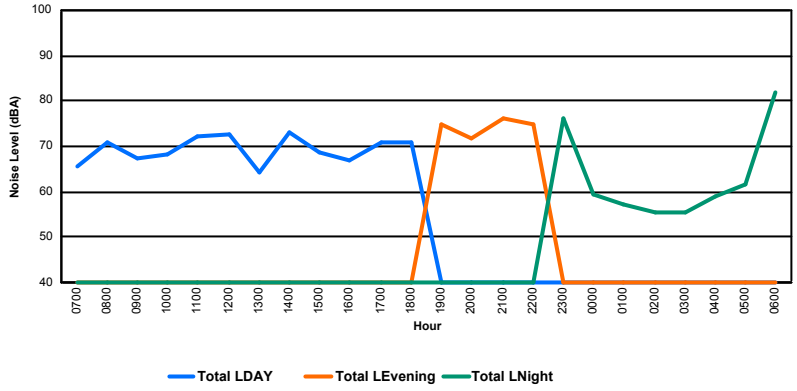

LE GOUVERNEMENT
DU GRAND-DUCHÉ DE LUXEMBOURG
Administration de la navigation aérienne

Luxembourg Airport

Noise Distribution by Hour

Between 11/09/2019 00:00:00 and 11/09/2019 23:59:59 (Local Time)

Day	Aircraft Events	Total LDEN dB (A)	Aircraft LDEN dB(A)	Background LDEN dB(A)	Total LDay dB(A)	Total LEvening dB(A)	Total LNight dB (A)
11/09/19 7:00	3	66.2	62.9	66.6	66.2	-	-
11/09/19 8:00	10	70.0	69.2	66.0	70.0	-	-
11/09/19 9:00	4	63.8	58.7	62.5	63.8	-	-
11/09/19 10:00	9	64.9	61.7	62.5	64.9	-	-
11/09/19 11:00	12	66.0	64.0	62.3	66.0	-	-
11/09/19 12:00	6	63.3	59.7	61.0	63.3	-	-
11/09/19 13:00	3	63.7	59.2	62.0	63.7	-	-
11/09/19 14:00	6	62.2	57.5	60.6	62.2	-	-
11/09/19 15:00	6	69.0	68.2	61.2	69.0	-	-
11/09/19 16:00	6	64.3	62.6	59.8	64.3	-	-
11/09/19 17:00	8	69.1	68.7	59.2	69.1	-	-
11/09/19 18:00	12	67.6	66.8	59.8	67.6	-	-
11/09/19 19:00	8	73.4	72.9	64.1	-	73.4	-
11/09/19 20:00	3	66.1	63.2	63.1	-	66.1	-
11/09/19 21:00	8	73.0	72.5	63.7	-	73.0	-
11/09/19 22:00	4	71.7	70.6	65.3	-	71.7	-
11/09/19 23:00	1	77.0	76.4	67.9	-	-	77.0
12/09/19 0:00	-	65.5	-	66.9	-	-	65.5
12/09/19 1:00	-	64.1	-	65.0	-	-	64.1
12/09/19 2:00	-	63.6	-	64.4	-	-	63.6
12/09/19 3:00	-	62.2	-	62.2	-	-	62.2
12/09/19 4:00	-	65.3	-	65.7	-	-	65.3
12/09/19 5:00	-	69.5	-	71.0	-	-	69.5
12/09/19 6:00	15	75.5	74.5	74.4	-	-	75.5
	124	**69.7**	**68.3**	**66.0**	**66.6**	**71.8**	**71.3**

Location: NDB-Hamm NMT # 4

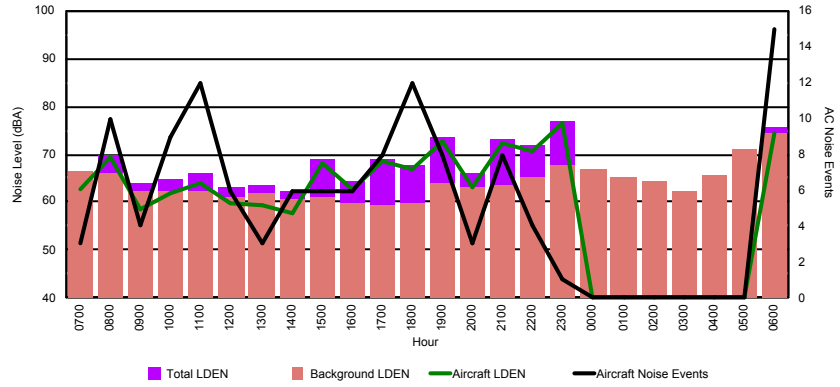

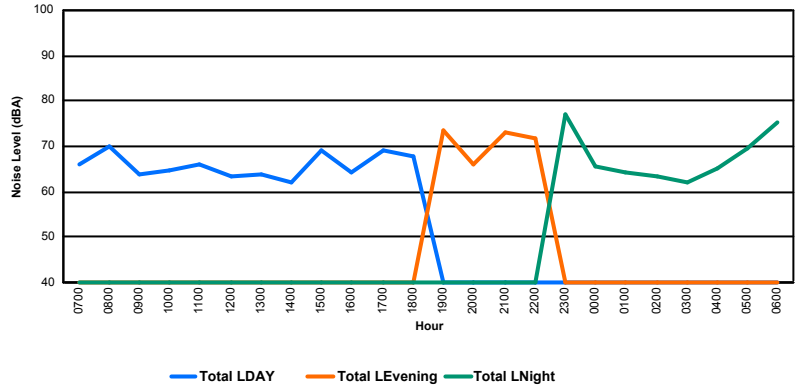

LE GOUVERNEMENT
DU GRAND-DUCHÉ DE LUXEMBOURG
Administration de la navigation aérienne

Luxembourg Airport

Noise Distribution by Hour

Between 12/09/2019 00:00:00 and 12/09/2019 23:59:59 (Local Time)

Day	Aircraft Events	Total LDEN dB (A)	Aircraft LDEN dB(A)	Background LDEN dB(A)	Total LDay dB(A)	Total LEvening dB(A)	Total LNight dB (A)
12/09/19 7:00	4	58.7	58.2	48.8	58.7	-	-
12/09/19 8:00	2	54.2	51.7	48.1	54.2	-	-
12/09/19 9:00	8	55.4	53.4	52.8	55.4	-	-
12/09/19 10:00	6	54.6	52.9	50.0	54.6	-	-
12/09/19 11:00	5	54.2	51.2	51.4	54.2	-	-
12/09/19 12:00	6	60.1	59.4	51.5	60.1	-	-
12/09/19 13:00	7	60.3	60.0	49.8	60.3	-	-
12/09/19 14:00	7	58.9	58.0	51.5	58.9	-	-
12/09/19 15:00	4	53.1	50.2	50.1	53.1	-	-
12/09/19 16:00	5	53.4	50.9	49.9	53.4	-	-
12/09/19 17:00	6	56.2	55.1	49.9	56.2	-	-
12/09/19 18:00	12	56.1	54.7	50.8	56.1	-	-
12/09/19 19:00	6	61.5	60.8	53.0	-	61.5	-
12/09/19 20:00	5	64.0	63.6	53.9	-	64.0	-
12/09/19 21:00	5	63.4	62.6	55.9	-	63.4	-
12/09/19 22:00	16	65.4	65.0	54.9	-	65.4	-
12/09/19 23:00	3	60.6	58.3	57.0	-	-	60.6
13/09/19 0:00	-	47.1	-	47.1	-	-	47.1
13/09/19 1:00	-	43.9	-	43.9	-	-	43.9
13/09/19 2:00	-	44.3	-	44.3	-	-	44.3
13/09/19 3:00	-	43.9	-	43.9	-	-	43.9
13/09/19 4:00	-	48.9	-	49.0	-	-	48.9
13/09/19 5:00	-	57.8	-	57.9	-	-	57.8
13/09/19 6:00	-	59.2	-	59.2	-	-	59.2
	107	**58.8**	**57.6**	**52.9**	**57.0**	**63.8**	**55.4**

Location: Roodt/Syr NMT # 1

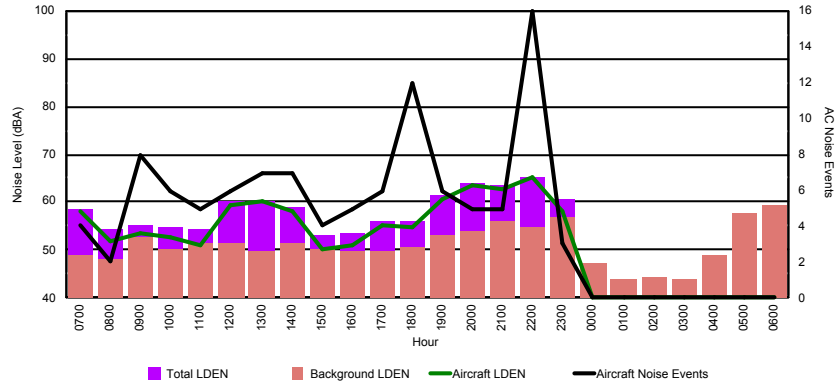

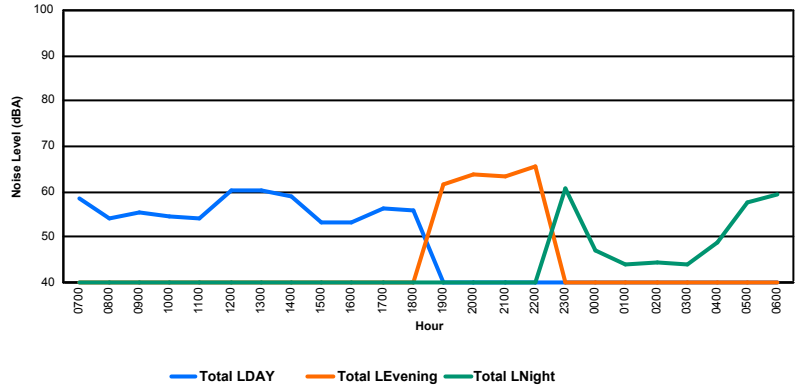

LE GOUVERNEMENT
DU GRAND-DUCHÉ DE LUXEMBOURG
Administration de la navigation aérienne

Luxembourg Airport

Noise Distribution by Hour

Between 12/09/2019 00:00:00 and 12/09/2019 23:59:59 (Local Time)

Day	Aircraft Events	Total LDEN dB (A)	Aircraft LDEN dB(A)	Background LDEN dB(A)	Total LDay dB(A)	Total LEvening dB(A)	Total LNight dB (A)
12/09/19 7:00	4	77.4	77.4	56.6	77.4	-	-
12/09/19 8:00	2	67.1	66.8	54.8	67.1	-	-
12/09/19 9:00	9	70.0	69.9	55.5	70.0	-	-
12/09/19 10:00	7	68.4	68.2	54.4	68.4	-	-
12/09/19 11:00	5	67.2	67.0	54.5	67.2	-	-
12/09/19 12:00	7	74.4	74.4	54.4	74.4	-	-
12/09/19 13:00	7	73.3	73.3	54.4	73.3	-	-
12/09/19 14:00	8	72.0	71.9	54.5	72.0	-	-
12/09/19 15:00	3	64.3	63.8	53.9	64.3	-	-
12/09/19 16:00	6	66.5	66.2	54.4	66.5	-	-
12/09/19 17:00	6	70.3	70.2	54.8	70.3	-	-
12/09/19 18:00	12	70.0	69.9	55.3	70.0	-	-
12/09/19 19:00	5	71.5	71.3	57.9	-	71.5	-
12/09/19 20:00	7	76.9	76.8	60.0	-	76.9	-
12/09/19 21:00	5	75.9	75.8	59.0	-	75.9	-
12/09/19 22:00	19	79.0	79.0	61.0	-	79.0	-
12/09/19 23:00	3	73.2	72.8	63.1	-	-	73.2
13/09/19 0:00	-	57.0	-	57.0	-	-	57.0
13/09/19 1:00	-	58.3	-	58.3	-	-	58.3
13/09/19 2:00	-	55.5	-	55.5	-	-	55.5
13/09/19 3:00	-	54.7	-	54.7	-	-	54.7
13/09/19 4:00	-	56.3	-	56.3	-	-	56.3
13/09/19 5:00	-	60.4	-	60.4	-	-	60.4
13/09/19 6:00	-	65.6	-	66.0	-	-	65.6
	115	**72.0**	**71.9**	**58.4**	**71.6**	**76.6**	**65.4**

Location: DVOR NMT # 2

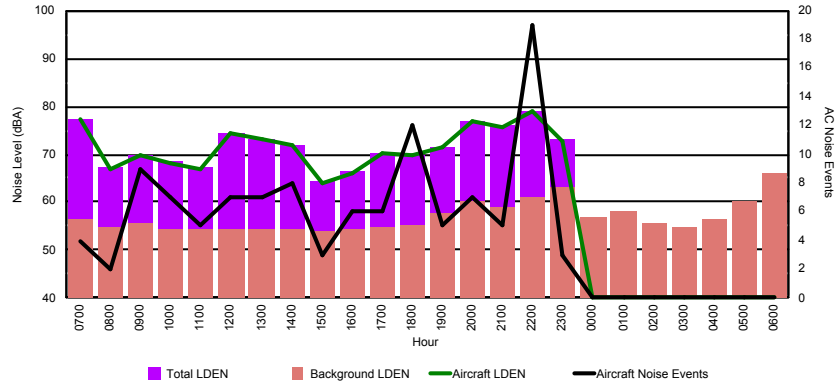

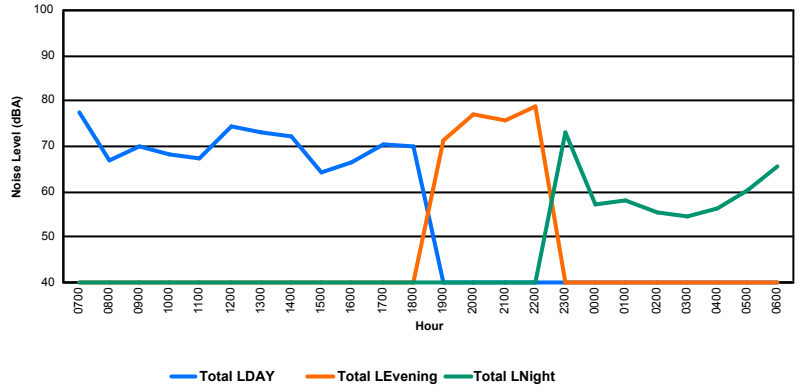

LE GOUVERNEMENT
DU GRAND-DUCHÉ DE LUXEMBOURG
Administration de la navigation aérienne

Luxembourg Airport

Noise Distribution by Hour

Between 12/09/2019 00:00:00 and 12/09/2019 23:59:59 (Local Time)

Day	Aircraft Events	Total LDEN dB (A)	Aircraft LDEN dB(A)	Background LDEN dB(A)	Total LDay dB(A)	Total LEvening dB(A)	Total LNight dB (A)
12/09/19 7:00	5	70.3	62.1	69.7	70.3	-	-
12/09/19 8:00	2	66.9	62.3	65.2	66.9	-	-
12/09/19 9:00	3	68.7	66.1	65.2	68.7	-	-
12/09/19 10:00	2	67.6	60.6	66.7	67.6	-	-
12/09/19 11:00	5	71.0	70.0	64.5	71.0	-	-
12/09/19 12:00	4	76.2	75.7	66.0	76.2	-	-
12/09/19 13:00	4	74.8	74.5	63.7	74.8	-	-
12/09/19 14:00	7	70.0	61.4	69.3	70.0	-	-
12/09/19 15:00	8	70.6	67.7	67.4	70.6	-	-
12/09/19 16:00	5	69.5	66.4	66.7	69.5	-	-
12/09/19 17:00	6	69.0	66.4	65.5	69.0	-	-
12/09/19 18:00	8	70.1	68.6	64.7	70.1	-	-
12/09/19 19:00	1	70.8	55.0	70.7	-	70.8	-
12/09/19 20:00	4	78.2	72.1	77.0	-	78.2	-
12/09/19 21:00	2	77.4	64.7	77.2	-	77.4	-
12/09/19 22:00	9	75.3	71.2	73.3	-	75.3	-
12/09/19 23:00	4	75.8	71.0	74.0	-	-	75.8
13/09/19 0:00	-	59.8	-	59.9	-	-	59.8
13/09/19 1:00	-	61.9	-	62.1	-	-	61.9
13/09/19 2:00	-	59.9	-	60.0	-	-	59.9
13/09/19 3:00	-	61.7	-	61.7	-	-	61.7
13/09/19 4:00	-	60.6	-	60.6	-	-	60.6
13/09/19 5:00	-	62.3	-	62.4	-	-	62.3
13/09/19 6:00	8	79.6	74.9	77.8	-	-	79.6
	87	**72.9**	**68.8**	**70.7**	**71.3**	**76.2**	**72.3**

Location: Mid Runway NMT # 3

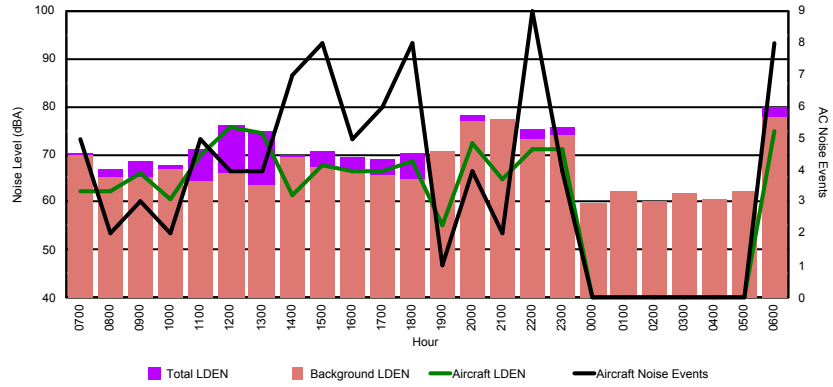

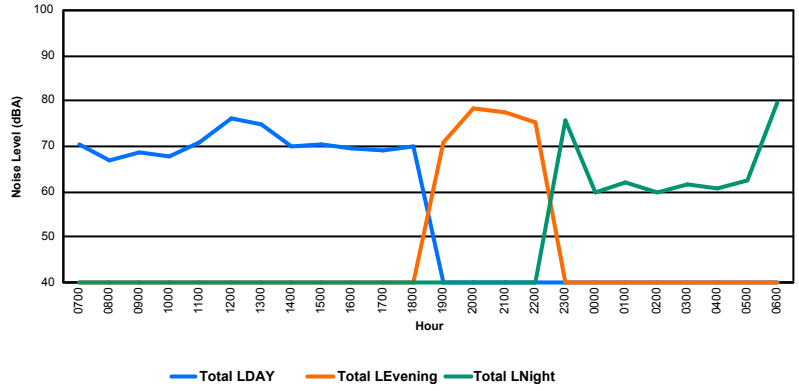

LE GOUVERNEMENT
DU GRAND-DUCHÉ DE LUXEMBOURG
Administration de la navigation aérienne

Luxembourg Airport

Noise Distribution by Hour

Between 12/09/2019 00:00:00 and 12/09/2019 23:59:59 (Local Time)

Day	Aircraft Events	Total LDEN dB (A)	Aircraft LDEN dB(A)	Background LDEN dB(A)	Total LDay dB(A)	Total LEvening dB(A)	Total LNight dB (A)
12/09/19 7:00	6	66.7	65.0	65.2	66.7	-	-
12/09/19 8:00	4	64.0	59.6	65.3	64.0	-	-
12/09/19 9:00	5	66.7	64.7	62.9	66.7	-	-
12/09/19 10:00	7	64.6	61.9	61.5	64.6	-	-
12/09/19 11:00	7	68.0	67.3	60.3	68.0	-	-
12/09/19 12:00	4	61.8	57.5	59.9	61.8	-	-
12/09/19 13:00	5	63.1	59.6	60.7	63.1	-	-
12/09/19 14:00	10	64.8	62.9	60.6	64.8	-	-
12/09/19 15:00	11	68.6	68.2	58.9	68.6	-	-
12/09/19 16:00	6	68.5	68.0	58.9	68.5	-	-
12/09/19 17:00	9	66.9	66.3	58.8	66.9	-	-
12/09/19 18:00	8	67.2	66.6	59.1	67.2	-	-
12/09/19 19:00	8	66.0	62.4	63.7	-	66.0	-
12/09/19 20:00	6	69.7	68.8	62.6	-	69.7	-
12/09/19 21:00	4	72.2	71.7	62.0	-	72.2	-
12/09/19 22:00	3	73.7	73.4	61.9	-	73.7	-
12/09/19 23:00	3	76.8	76.4	66.5	-	-	76.8
13/09/19 0:00	-	63.9	-	64.9	-	-	63.9
13/09/19 1:00	-	62.8	-	63.4	-	-	62.8
13/09/19 2:00	-	62.9	-	63.5	-	-	62.9
13/09/19 3:00	-	63.0	-	63.1	-	-	63.0
13/09/19 4:00	-	66.2	-	66.7	-	-	66.2
13/09/19 5:00	-	69.4	-	70.9	-	-	69.4
13/09/19 6:00	17	77.8	77.3	78.4	-	-	77.8
	123	**69.9**	**68.8**	**67.2**	**66.4**	**71.3**	**72.1**

Location: NDB-Hamm NMT # 4

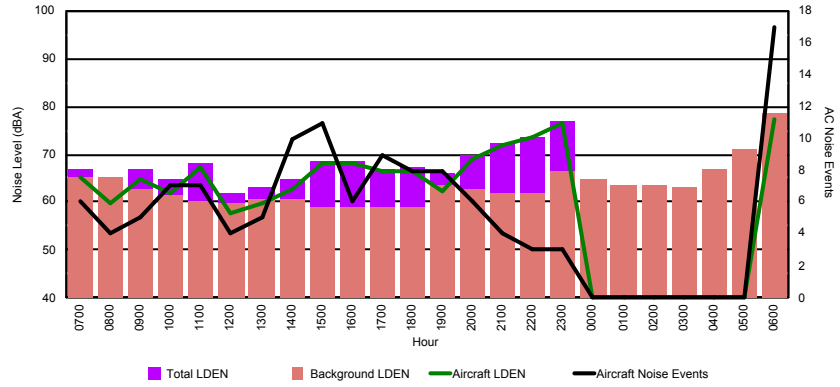

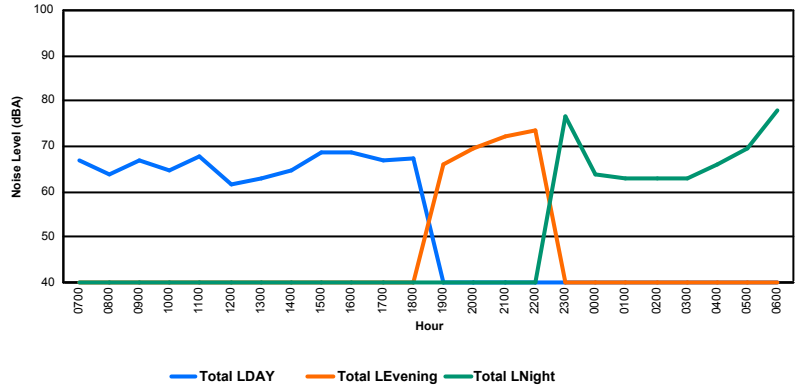

LE GOUVERNEMENT
DU GRAND-DUCHÉ DE LUXEMBOURG
Administration de la navigation aérienne

Luxembourg Airport

Noise Distribution by Hour

Between 13/09/2019 00:00:00 and 13/09/2019 23:59:59 (Local Time)

Day	Aircraft Events	Total LDEN dB (A)	Aircraft LDEN dB(A)	Background LDEN dB(A)	Total LDay dB(A)	Total LEvening dB(A)	Total LNight dB (A)
13/09/19 7:00	3	57.6	57.4	45.4	57.6	-	-
13/09/19 8:00	2	55.4	54.0	49.7	55.4	-	-
13/09/19 9:00	7	54.0	52.0	49.9	54.0	-	-
13/09/19 10:00	11	56.4	55.2	50.9	56.4	-	-
13/09/19 11:00	6	56.2	55.5	48.3	56.2	-	-
13/09/19 12:00	8	60.4	59.8	51.3	60.4	-	-
13/09/19 13:00	9	58.0	57.0	51.3	58.0	-	-
13/09/19 14:00	6	53.6	52.2	48.3	53.6	-	-
13/09/19 15:00	3	50.0	48.1	45.7	50.0	-	-
13/09/19 16:00	7	55.7	54.5	49.9	55.7	-	-
13/09/19 17:00	10	57.6	56.7	50.7	57.6	-	-
13/09/19 18:00	12	56.8	55.7	50.8	56.8	-	-
13/09/19 19:00	4	56.2	53.8	52.7	-	56.2	-
13/09/19 20:00	7	61.3	60.5	53.6	-	61.3	-
13/09/19 21:00	2	59.4	58.2	53.3	-	59.4	-
13/09/19 22:00	4	64.6	64.4	51.0	-	64.6	-
13/09/19 23:00	1	64.9	64.7	51.7	-	-	64.9
14/09/19 0:00	-	52.4	-	52.4	-	-	52.4
14/09/19 1:00	-	44.1	-	44.1	-	-	44.1
14/09/19 2:00	-	42.9	-	42.9	-	-	42.9
14/09/19 3:00	-	42.1	-	42.1	-	-	42.1
14/09/19 4:00	-	43.1	-	43.1	-	-	43.1
14/09/19 5:00	-	46.4	-	46.4	-	-	46.4
14/09/19 6:00	1	59.1	56.8	55.2	-	-	59.1
	103	**58.0**	**57.2**	**50.4**	**56.6**	**61.4**	**57.2**

Location: Roodt/Syr NMT # 1

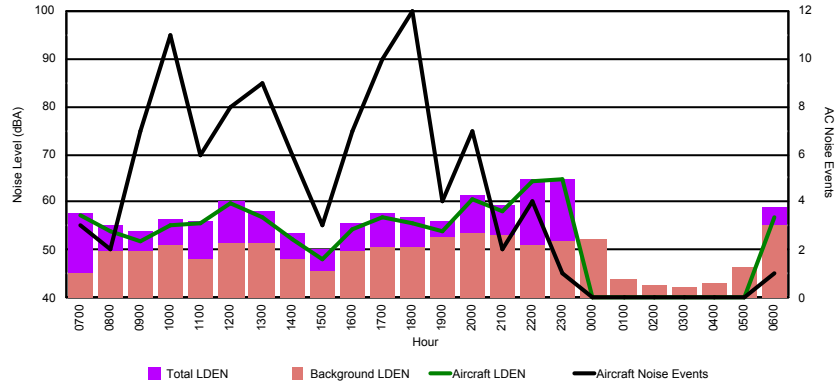

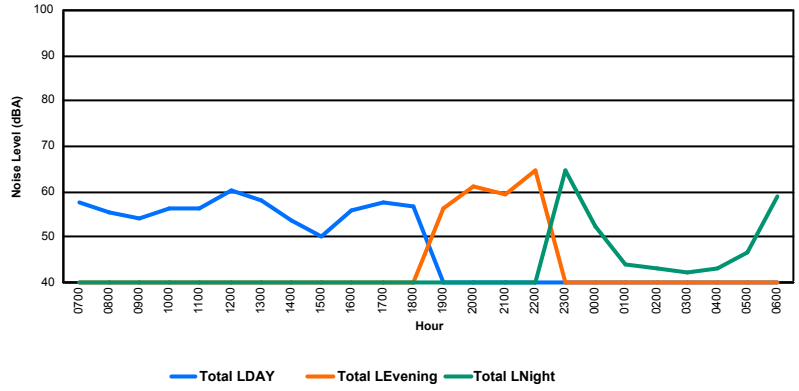

LE GOUVERNEMENT
DU GRAND-DUCHÉ DE LUXEMBOURG
Administration de la navigation aérienne

Luxembourg Airport

Noise Distribution by Hour

Between 13/09/2019 00:00:00 and 13/09/2019 23:59:59 (Local Time)

Day	Aircraft Events	Total LDEN dB (A)	Aircraft LDEN dB(A)	Background LDEN dB(A)	Total LDay dB(A)	Total LEvening dB(A)	Total LNight dB (A)
13/09/19 7:00	3	70.6	70.5	55.2	70.6	-	-
13/09/19 8:00	2	68.4	68.2	51.2	68.4	-	-
13/09/19 9:00	8	66.6	66.4	51.9	66.6	-	-
13/09/19 10:00	11	69.8	69.8	52.2	69.8	-	-
13/09/19 11:00	6	69.3	69.2	51.7	69.3	-	-
13/09/19 12:00	11	73.7	73.6	53.0	73.7	-	-
13/09/19 13:00	9	70.0	70.0	52.0	70.0	-	-
13/09/19 14:00	6	65.5	65.4	50.9	65.5	-	-
13/09/19 15:00	4	62.5	62.2	50.7	62.5	-	-
13/09/19 16:00	10	69.8	69.7	52.8	69.8	-	-
13/09/19 17:00	12	70.7	70.6	52.5	70.7	-	-
13/09/19 18:00	14	71.8	71.8	52.5	71.8	-	-
13/09/19 19:00	7	69.7	69.5	56.9	-	69.7	-
13/09/19 20:00	7	75.6	75.5	57.3	-	75.6	-
13/09/19 21:00	3	70.1	69.9	57.3	-	70.1	-
13/09/19 22:00	4	74.6	74.6	56.0	-	74.6	-
13/09/19 23:00	1	75.2	75.1	57.9	-	-	75.2
14/09/19 0:00	1	78.9	78.8	55.2	-	-	78.9
14/09/19 1:00	-	54.7	-	54.7	-	-	54.7
14/09/19 2:00	-	53.6	-	53.6	-	-	53.6
14/09/19 3:00	-	53.8	-	53.8	-	-	53.8
14/09/19 4:00	-	54.3	-	54.3	-	-	54.3
14/09/19 5:00	-	56.6	-	56.6	-	-	56.6
14/09/19 6:00	11	73.8	73.6	59.0	-	-	73.8
	130	**71.5**	**71.4**	**54.8**	**69.9**	**73.3**	**72.3**

Location: DVOR NMT # 2

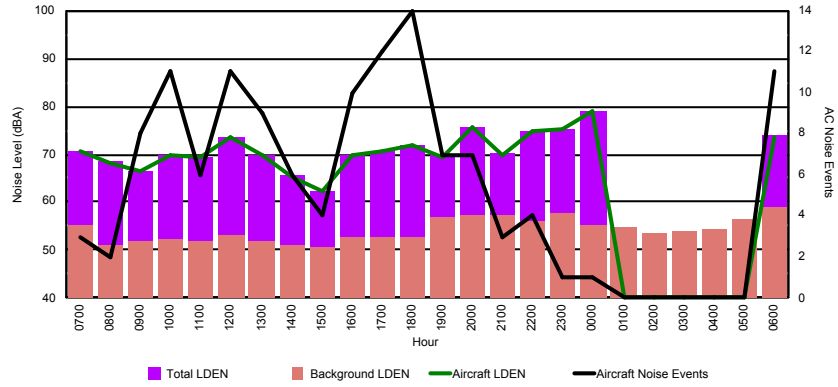

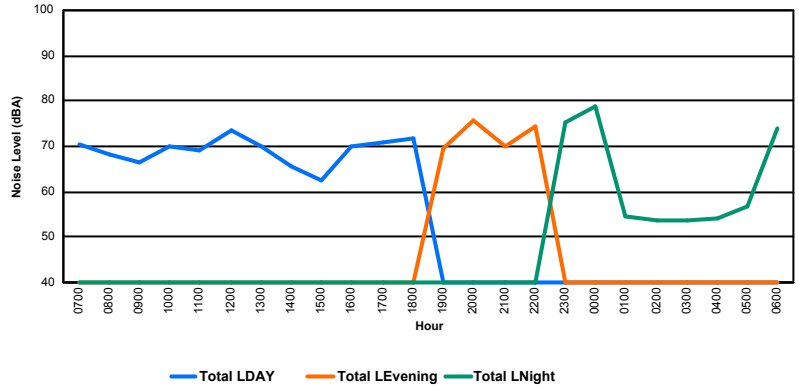

LE GOUVERNEMENT
DU GRAND-DUCHÉ DE LUXEMBOURG
Administration de la navigation aérienne

Luxembourg Airport

Noise Distribution by Hour

Between 13/09/2019 00:00:00 and 13/09/2019 23:59:59 (Local Time)

Day	Aircraft Events	Total LDEN dB (A)	Aircraft LDEN dB(A)	Background LDEN dB(A)	Total LDay dB(A)	Total LEvening dB(A)	Total LNight dB (A)
13/09/19 7:00	5	68.3	62.9	66.9	68.3	-	-
13/09/19 8:00	2	66.8	58.8	66.1	66.8	-	-
13/09/19 9:00	1	64.9	40.0	64.9	64.9	-	-
13/09/19 10:00	5	70.7	63.9	69.7	70.7	-	-
13/09/19 11:00	11	70.3	68.1	66.4	70.3	-	-
13/09/19 12:00	7	75.9	63.0	75.7	75.9	-	-
13/09/19 13:00	3	68.8	61.8	68.0	68.8	-	-
13/09/19 14:00	14	68.0	67.3	59.9	68.0	-	-
13/09/19 15:00	14	70.2	69.5	61.8	70.2	-	-
13/09/19 16:00	10	72.3	71.5	64.4	72.3	-	-
13/09/19 17:00	11	72.1	68.9	69.2	72.1	-	-
13/09/19 18:00	17	69.8	68.3	64.8	69.8	-	-
13/09/19 19:00	16	74.2	73.0	68.3	-	74.2	-
13/09/19 20:00	5	75.8	72.2	73.3	-	75.8	-
13/09/19 21:00	2	70.1	67.7	66.3	-	70.1	-
13/09/19 22:00	5	76.9	76.6	66.3	-	76.9	-
13/09/19 23:00	2	73.3	71.4	69.2	-	-	73.3
14/09/19 0:00	1	76.2	76.0	62.8	-	-	76.2
14/09/19 1:00	-	62.4	-	62.6	-	-	62.4
14/09/19 2:00	-	63.5	-	63.7	-	-	63.5
14/09/19 3:00	-	63.8	-	63.9	-	-	63.8
14/09/19 4:00	-	64.2	-	64.2	-	-	64.2
14/09/19 5:00	-	62.9	-	63.3	-	-	62.9
14/09/19 6:00	12	79.2	78.5	71.3	-	-	79.2
	143	**72.5**	**70.5**	**68.2**	**70.8**	**74.9**	**72.9**

Location: Mid Runway NMT # 3

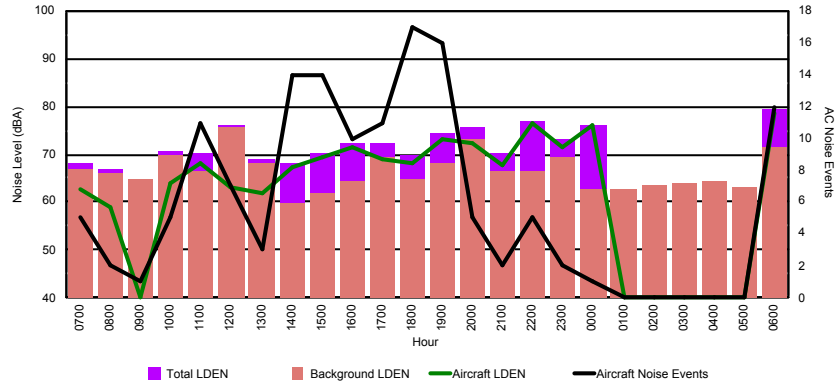

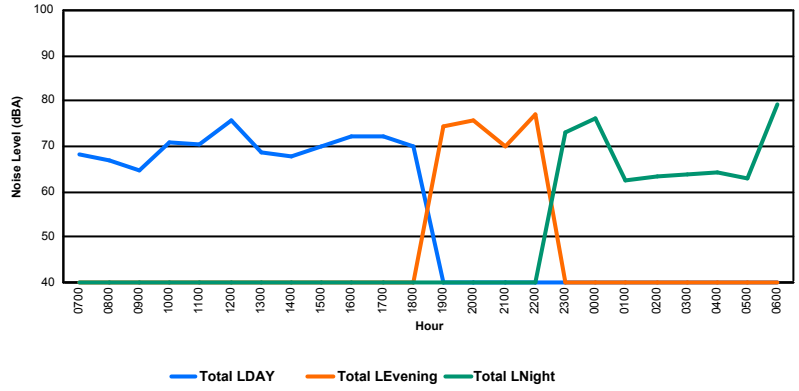

LE GOUVERNEMENT
DU GRAND-DUCHÉ DE LUXEMBOURG
Administration de la navigation aérienne

Luxembourg Airport
Noise Distribution by Hour

Between 13/09/2019 00:00:00 and 13/09/2019 23:59:59 (Local Time)

Day	Aircraft Events	Total LDEN dB (A)	Aircraft LDEN dB(A)	Background LDEN dB(A)	Total LDay dB(A)	Total LEvening dB(A)	Total LNight dB (A)
13/09/19 7:00	11	67.1	65.8	68.8	67.1	-	-
13/09/19 8:00	4	64.8	59.7	66.7	64.8	-	-
13/09/19 9:00	1	62.1	54.6	61.3	62.1	-	-
13/09/19 10:00	7	64.0	60.9	61.4	64.0	-	-
13/09/19 11:00	10	65.1	63.1	61.1	65.1	-	-
13/09/19 12:00	11	69.7	69.1	60.8	69.7	-	-
13/09/19 13:00	7	64.9	62.5	61.3	64.9	-	-
13/09/19 14:00	10	65.7	63.2	62.4	65.7	-	-
13/09/19 15:00	10	67.8	66.7	61.6	67.8	-	-
13/09/19 16:00	9	71.3	70.9	61.2	71.3	-	-
13/09/19 17:00	7	64.8	62.8	61.0	64.8	-	-
13/09/19 18:00	13	66.0	64.8	60.2	66.0	-	-
13/09/19 19:00	13	70.2	68.8	65.0	-	70.2	-
13/09/19 20:00	3	70.7	69.7	64.1	-	70.7	-
13/09/19 21:00	5	69.0	67.0	64.8	-	69.0	-
13/09/19 22:00	18	72.6	71.8	66.0	-	72.6	-
13/09/19 23:00	2	72.3	69.2	69.5	-	-	72.3
14/09/19 0:00	-	68.6	-	70.2	-	-	68.6
14/09/19 1:00	-	67.9	-	69.4	-	-	67.9
14/09/19 2:00	-	67.0	-	68.4	-	-	67.0
14/09/19 3:00	-	66.4	-	66.9	-	-	66.4
14/09/19 4:00	-	66.5	-	67.1	-	-	66.5
14/09/19 5:00	-	68.8	-	70.0	-	-	68.8
14/09/19 6:00	8	78.1	77.4	73.7	-	-	78.1
	149	**69.7**	**67.7**	**66.9**	**66.9**	**70.8**	**71.6**

Location: NDB-Hamm NMT # 4

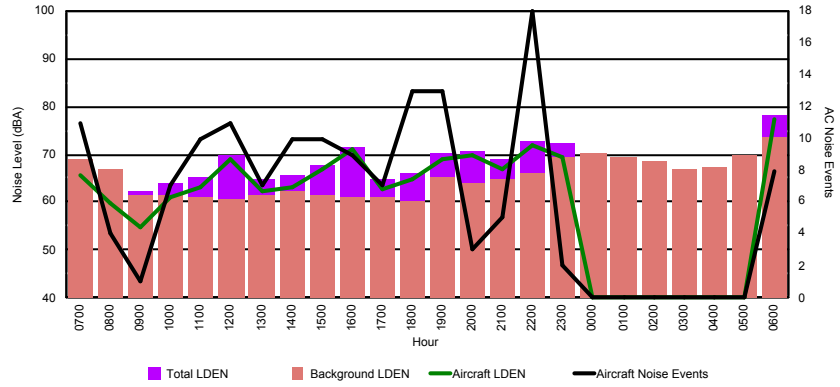

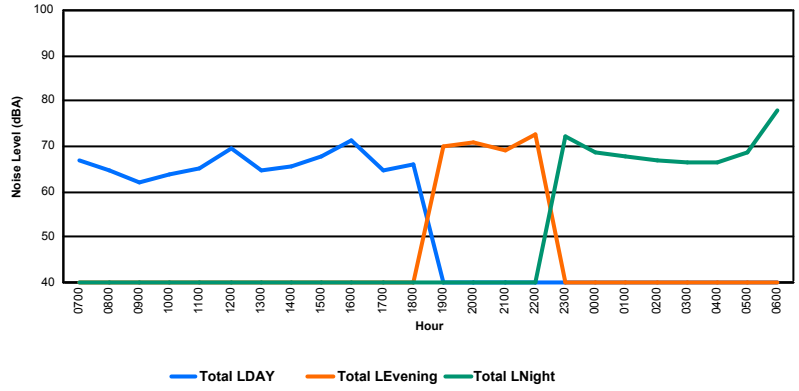

LE GOUVERNEMENT
DU GRAND-DUCHÉ DE LUXEMBOURG
Administration de la navigation aérienne

Luxembourg Airport

Noise Distribution by Hour

Between 14/09/2019 00:00:00 and 14/09/2019 23:59:59 (Local Time)

Day	Aircraft Events	Total LDEN dB (A)	Aircraft LDEN dB(A)	Background LDEN dB(A)	Total LDay dB(A)	Total LEvening dB(A)	Total LNight dB (A)
14/09/19 7:00	4	59.2	59.0	43.2	59.2	-	-
14/09/19 8:00	4	51.1	49.9	45.3	51.1	-	-
14/09/19 9:00	1	52.6	52.1	43.0	52.6	-	-
14/09/19 10:00	3	53.2	48.6	51.5	53.2	-	-
14/09/19 11:00	4	60.7	59.6	54.6	60.7	-	-
14/09/19 12:00	1	49.7	47.0	46.4	49.7	-	-
14/09/19 13:00	4	56.6	56.0	48.2	56.6	-	-
14/09/19 14:00	3	54.8	53.9	47.6	54.8	-	-
14/09/19 15:00	-	45.7	-	45.7	45.7	-	-
14/09/19 16:00	2	50.5	48.2	46.7	50.5	-	-
14/09/19 17:00	2	55.2	54.7	45.6	55.2	-	-
14/09/19 18:00	1	55.6	55.2	44.8	55.6	-	-
14/09/19 19:00	4	63.9	63.7	50.8	-	63.9	-
14/09/19 20:56	-	47.8	-	47.8	-	47.8	-
14/09/19 21:00	4	65.8	65.7	50.4	-	65.8	-
14/09/19 22:00	2	60.2	59.9	48.2	-	60.2	-
14/09/19 23:00	2	67.6	67.5	52.7	-	-	67.6
15/09/19 0:00	-	48.9	-	49.0	-	-	48.9
15/09/19 1:00	-	46.0	-	46.0	-	-	46.0
15/09/19 2:00	-	46.1	-	46.1	-	-	46.1
15/09/19 3:00	-	46.3	-	46.3	-	-	46.3
15/09/19 4:00	-	43.9	-	43.9	-	-	43.9
15/09/19 5:00	-	48.9	-	48.9	-	-	48.9
15/09/19 6:00	4	63.4	62.5	56.1	-	-	63.4
	45	**59.3**	**58.9**	**49.4**	**55.5**	**63.8**	**60.1**

Location: Roodt/Syr NMT # 1

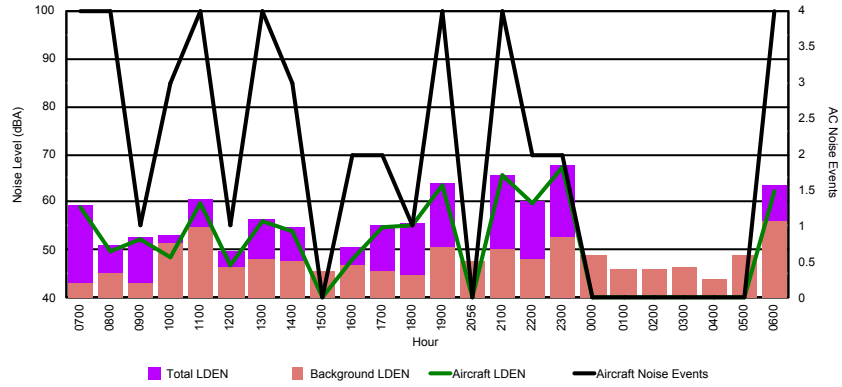

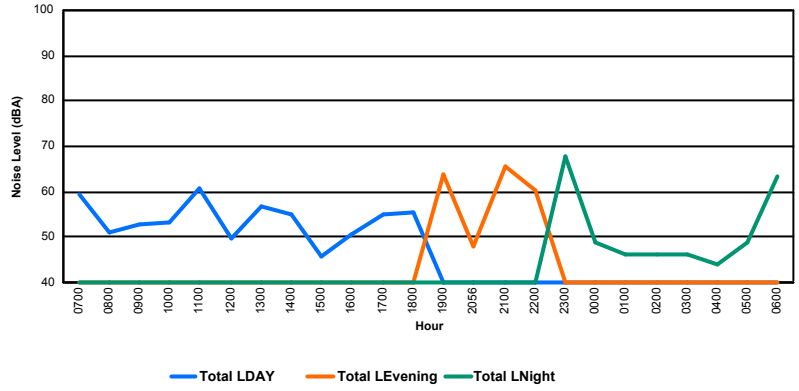

LE GOUVERNEMENT
DU GRAND-DUCHÉ DE LUXEMBOURG
Administration de la navigation aérienne

Luxembourg Airport

Noise Distribution by Hour

Between 14/09/2019 00:00:00 and 14/09/2019 23:59:59 (Local Time)

Day	Aircraft Events	Total LDEN dB (A)	Aircraft LDEN dB(A)	Background LDEN dB(A)	Total LDay dB(A)	Total LEvening dB(A)	Total LNight dB (A)
14/09/19 7:00	6	68.1	68.1	48.9	68.1	-	-
14/09/19 8:00	5	60.4	60.0	50.2	60.4	-	-
14/09/19 9:00	2	60.3	59.8	50.6	60.3	-	-
14/09/19 10:00	5	59.2	58.6	50.1	59.2	-	-
14/09/19 11:00	8	69.7	69.6	50.8	69.7	-	-
14/09/19 12:00	5	60.7	60.4	49.6	60.7	-	-
14/09/19 13:00	8	67.0	66.9	50.5	67.0	-	-
14/09/19 14:00	6	64.4	64.2	50.8	64.4	-	-
14/09/19 15:00	8	62.3	62.0	51.2	62.3	-	-
14/09/19 16:00	4	61.3	60.9	49.8	61.3	-	-
14/09/19 17:00	3	64.8	64.7	49.4	64.8	-	-
14/09/19 18:00	5	66.8	66.7	50.5	66.8	-	-
14/09/19 19:00	5	73.9	73.8	56.0	-	73.9	-
14/09/19 20:00	2	71.3	71.1	55.4	-	71.3	-
14/09/19 21:00	5	74.2	74.2	56.1	-	74.2	-
14/09/19 22:00	2	69.4	69.3	55.0	-	69.4	-
14/09/19 23:00	3	75.5	75.5	57.8	-	-	75.5
15/09/19 0:00	1	60.4	39.8	55.6	-	-	60.4
15/09/19 1:00	-	53.9	-	53.9	-	-	53.9
15/09/19 2:00	-	52.8	-	52.8	-	-	52.8
15/09/19 3:00	-	52.1	-	52.1	-	-	52.1
15/09/19 4:00	-	51.6	-	51.6	-	-	51.6
15/09/19 5:00	-	54.5	-	54.5	-	-	54.5
15/09/19 6:00	8	76.4	76.4	58.9	-	-	76.4
	91	**69.1**	**68.9**	**53.6**	**65.1**	**72.6**	**70.1**

Location: DVOR NMT # 2

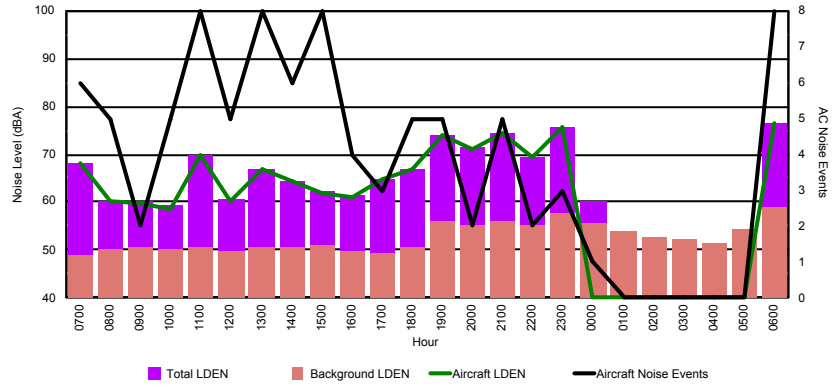

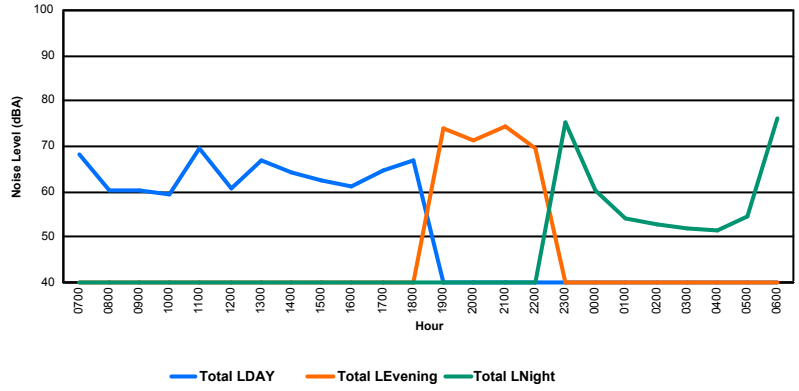

LE GOUVERNEMENT
DU GRAND-DUCHÉ DE LUXEMBOURG
Administration de la navigation aérienne

Luxembourg Airport

Noise Distribution by Hour

Between 14/09/2019 00:00:00 and 14/09/2019 23:59:59 (Local Time)

Day	Aircraft Events	Total LDEN dB (A)	Aircraft LDEN dB(A)	Background LDEN dB(A)	Total LDay dB(A)	Total LEvening dB(A)	Total LNight dB (A)
14/09/19 7:00	7	69.2	68.9	57.5	69.2	-	-
14/09/19 8:00	9	66.5	66.1	55.3	66.5	-	-
14/09/19 9:00	5	63.4	62.9	53.9	63.4	-	-
14/09/19 10:00	8	70.3	69.3	63.5	70.3	-	-
14/09/19 11:00	8	70.2	69.7	60.9	70.2	-	-
14/09/19 12:00	9	65.2	64.3	58.1	65.2	-	-
14/09/19 13:00	10	70.3	70.1	56.9	70.3	-	-
14/09/19 14:00	11	66.8	66.1	58.5	66.8	-	-
14/09/19 15:00	12	69.0	68.7	57.7	69.0	-	-
14/09/19 16:00	6	65.5	64.9	56.8	65.5	-	-
14/09/19 17:00	4	67.0	66.1	59.8	67.0	-	-
14/09/19 18:00	6	67.0	66.6	56.3	67.0	-	-
14/09/19 19:00	11	75.8	75.7	61.2	-	75.8	-
14/09/19 20:00	3	71.5	70.7	63.9	-	71.5	-
14/09/19 21:00	6	75.0	74.5	61.7	-	75.0	-
14/09/19 22:00	3	72.0	72.2	59.4	-	72.0	-
14/09/19 23:00	3	73.5	72.9	64.8	-	-	73.5
15/09/19 0:00	-	56.4	-	56.4	-	-	56.4
15/09/19 1:00	-	57.3	-	57.3	-	-	57.3
15/09/19 2:00	-	62.6	-	62.6	-	-	62.6
15/09/19 3:00	-	52.7	-	52.7	-	-	52.7
15/09/19 4:00	-	55.6	-	55.6	-	-	55.6
15/09/19 5:00	-	66.0	-	66.1	-	-	66.0
15/09/19 6:00	9	77.8	77.5	67.8	-	-	77.8
	130	**70.4**	**69.9**	**61.2**	**68.0**	**74.0**	**70.5**

Location: Mid Runway NMT # 3

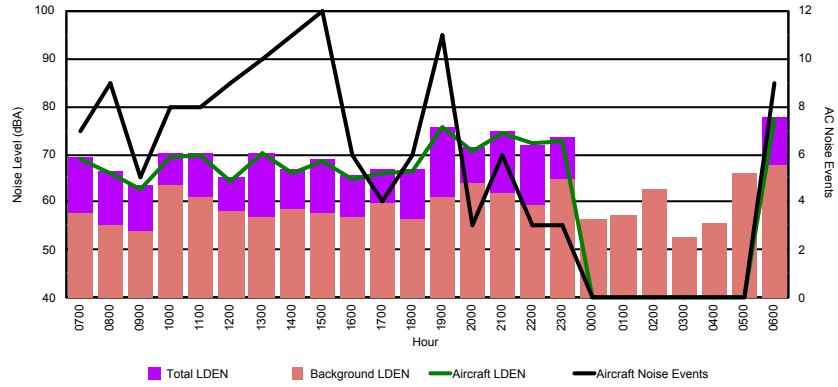

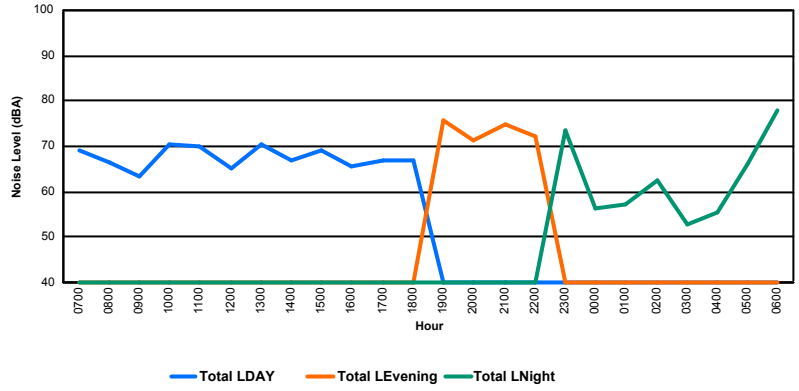

LE GOUVERNEMENT
DU GRAND-DUCHÉ DE LUXEMBOURG
Administration de la navigation aérienne

Luxembourg Airport

Noise Distribution by Hour

Between 14/09/2019 00:00:00 and 14/09/2019 23:59:59 (Local Time)

Day	Aircraft Events	Total LDEN dB (A)	Aircraft LDEN dB(A)	Background LDEN dB(A)	Total LDay dB(A)	Total LEvening dB(A)	Total LNight dB (A)
14/09/19 7:00	4	61.8	55.8	62.9	61.8	-	-
14/09/19 8:00	5	69.5	68.9	63.3	69.5	-	-
14/09/19 9:00	5	64.4	61.3	61.8	64.4	-	-
14/09/19 10:00	11	70.5	70.0	61.2	70.5	-	-
14/09/19 11:00	8	66.9	65.5	61.5	66.9	-	-
14/09/19 12:00	9	67.3	66.2	61.3	67.3	-	-
14/09/19 13:00	5	66.7	65.4	61.0	66.7	-	-
14/09/19 14:00	6	66.6	65.3	60.9	66.6	-	-
14/09/19 15:00	6	65.5	64.1	60.2	65.5	-	-
14/09/19 16:00	4	64.1	62.1	59.7	64.1	-	-
14/09/19 17:00	12	68.9	68.4	59.9	68.9	-	-
14/09/19 18:00	8	64.2	62.1	60.2	64.2	-	-
14/09/19 19:00	4	69.6	67.6	65.3	-	69.6	-
14/09/19 20:00	11	72.1	71.3	64.7	-	72.1	-
14/09/19 21:00	2	67.0	63.3	64.7	-	67.0	-
14/09/19 22:00	8	70.4	69.1	64.9	-	70.4	-
14/09/19 23:00	3	73.7	71.6	69.8	-	-	73.7
15/09/19 0:00	2	69.4	65.9	68.2	-	-	69.4
15/09/19 1:00	-	65.1	-	66.1	-	-	65.1
15/09/19 2:00	1	72.3	71.6	64.4	-	-	72.3
15/09/19 3:00	-	63.7	-	63.7	-	-	63.7
15/09/19 4:00	-	63.1	-	63.2	-	-	63.1
15/09/19 5:00	-	64.6	-	64.7	-	-	64.6
15/09/19 6:00	2	66.4	50.4	66.8	-	-	66.4
	116	**68.4**	**66.6**	**64.2**	**67.0**	**70.1**	**69.0**

Location: NDB-Hamm NMT # 4

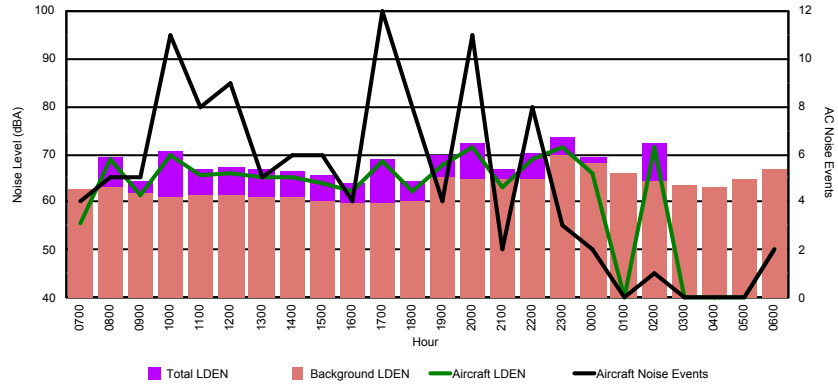

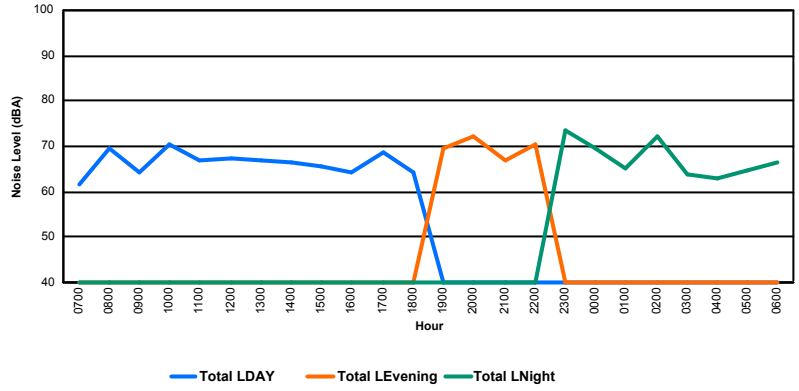

LE GOUVERNEMENT
DU GRAND-DUCHÉ DE LUXEMBOURG
Administration de la navigation aérienne

Luxembourg Airport

Noise Distribution by Hour

Between 15/09/2019 00:00:00 and 15/09/2019 23:59:59 (Local Time)

Day	Aircraft Events	Total LDEN dB (A)	Aircraft LDEN dB(A)	Background LDEN dB(A)	Total LDay dB(A)	Total LEvening dB(A)	Total LNight dB (A)
15/09/19 7:00	2	56.5	56.2	46.1	56.5	-	-
15/09/19 8:00	1	45.6	41.7	43.3	45.6	-	-
15/09/19 9:00	1	47.7	44.8	44.6	47.7	-	-
15/09/19 10:00	4	54.6	53.8	47.0	54.6	-	-
15/09/19 11:00	5	53.9	52.6	48.4	53.9	-	-
15/09/19 12:00	5	57.0	56.3	48.4	57.0	-	-
15/09/19 13:00	6	55.5	54.7	47.9	55.5	-	-
15/09/19 14:00	3	55.8	55.4	45.7	55.8	-	-
15/09/19 15:00	9	56.6	55.5	50.3	56.6	-	-
15/09/19 16:00	6	56.5	56.0	48.4	56.5	-	-
15/09/19 17:00	11	58.1	57.2	50.7	58.1	-	-
15/09/19 18:00	6	53.1	51.3	48.8	53.1	-	-
15/09/19 19:00	6	63.0	62.5	53.8	-	63.0	-
15/09/19 20:00	5	58.0	56.7	52.5	-	58.0	-
15/09/19 21:00	6	64.2	63.8	54.5	-	64.2	-
15/09/19 22:00	13	62.7	61.9	55.4	-	62.7	-
15/09/19 23:00	3	60.7	59.8	53.8	-	-	60.7
16/09/19 0:00	-	49.1	-	49.1	-	-	49.1
16/09/19 1:00	-	47.4	-	47.4	-	-	47.4
16/09/19 2:00	-	47.0	-	47.0	-	-	47.0
16/09/19 3:00	-	46.7	-	46.7	-	-	46.7
16/09/19 4:00	-	50.2	-	50.2	-	-	50.2
16/09/19 5:00	-	60.9	-	60.9	-	-	60.9
16/09/19 6:00	8	71.2	70.9	59.4	-	-	71.2
	100	**60.5**	**59.8**	**52.7**	**55.3**	**62.5**	**63.0**

Location: Roodt/Syr NMT # 1

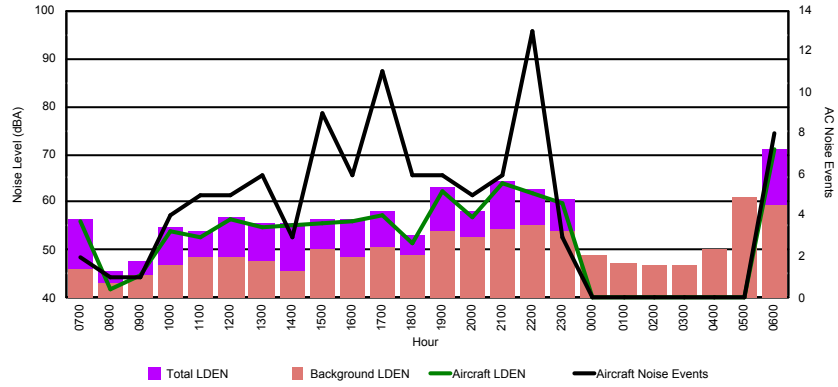

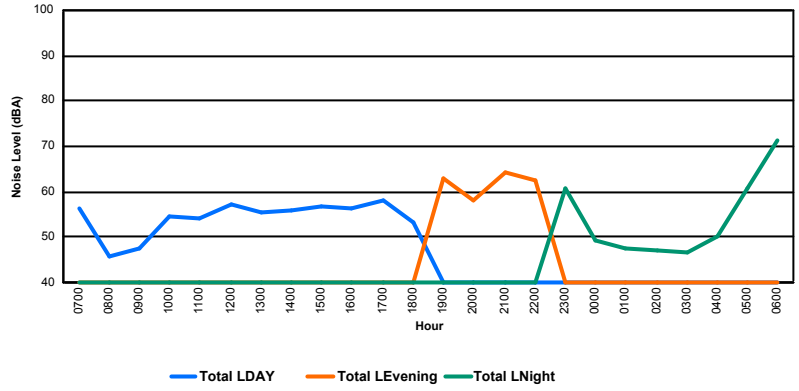

LE GOUVERNEMENT
DU GRAND-DUCHÉ DE LUXEMBOURG
Administration de la navigation aérienne

Luxembourg Airport

Noise Distribution by Hour

Between 15/09/2019 00:00:00 and 15/09/2019 23:59:59 (Local Time)

Day	Aircraft Events	Total LDEN dB (A)	Aircraft LDEN dB(A)	Background LDEN dB(A)	Total LDay dB(A)	Total LEvening dB(A)	Total LNight dB (A)
15/09/19 7:00	7	68.0	67.9	51.3	68.0	-	-
15/09/19 8:00	4	55.4	53.7	50.9	55.4	-	-
15/09/19 9:00	5	61.4	60.7	53.9	61.4	-	-
15/09/19 10:00	5	65.4	65.2	49.9	65.4	-	-
15/09/19 11:00	9	66.5	66.4	51.1	66.5	-	-
15/09/19 12:00	5	70.2	70.2	50.6	70.2	-	-
15/09/19 13:00	6	68.2	68.1	51.1	68.2	-	-
15/09/19 14:00	3	69.3	69.2	50.5	69.3	-	-
15/09/19 15:00	8	70.8	70.7	52.5	70.8	-	-
15/09/19 16:00	8	67.7	67.6	51.7	67.7	-	-
15/09/19 17:00	14	73.0	72.9	54.0	73.0	-	-
15/09/19 18:00	8	64.9	64.6	54.3	64.9	-	-
15/09/19 19:00	7	76.5	76.4	59.6	-	76.5	-
15/09/19 20:00	5	71.3	71.1	56.5	-	71.3	-
15/09/19 21:00	5	76.7	76.7	55.1	-	76.7	-
15/09/19 22:00	14	75.0	75.0	54.4	-	75.0	-
15/09/19 23:00	3	72.5	72.4	55.4	-	-	72.5
16/09/19 0:00	-	52.4	-	52.4	-	-	52.4
16/09/19 1:00	-	51.4	-	51.4	-	-	51.4
16/09/19 2:00	-	51.8	-	51.8	-	-	51.8
16/09/19 3:00	-	52.8	-	52.8	-	-	52.8
16/09/19 4:00	-	55.3	-	55.3	-	-	55.3
16/09/19 5:00	-	59.4	-	59.4	-	-	59.4
16/09/19 6:00	17	80.3	80.2	63.4	-	-	80.3
	133	**71.6**	**71.5**	**55.4**	**68.4**	**75.3**	**72.0**

Location: DVOR NMT # 2

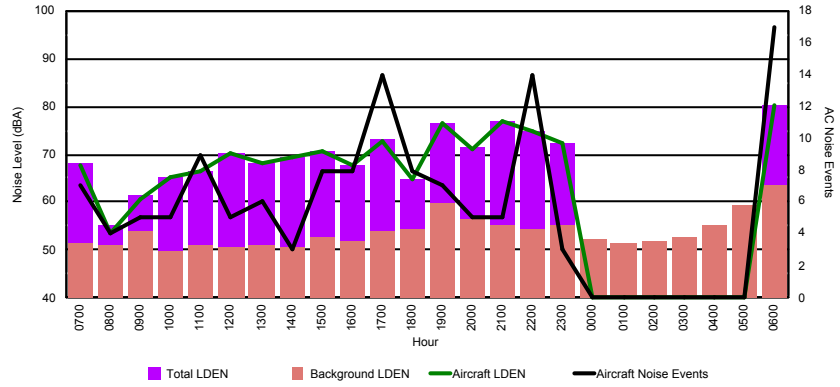

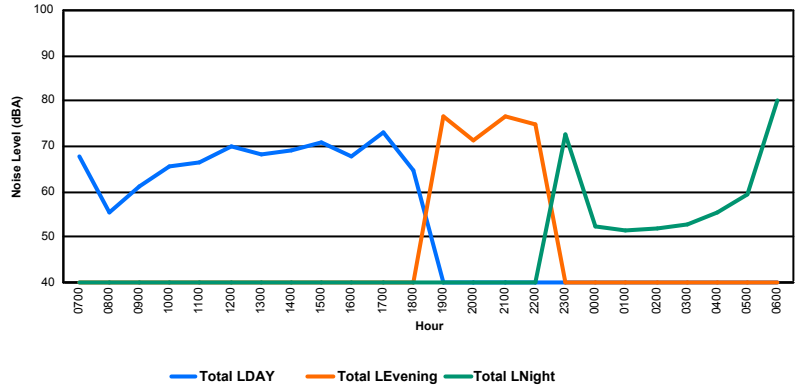

LE GOUVERNEMENT
DU GRAND-DUCHÉ DE LUXEMBOURG
Administration de la navigation aérienne

Luxembourg Airport

Noise Distribution by Hour

Between 15/09/2019 00:00:00 and 15/09/2019 23:59:59 (Local Time)

Day	Aircraft Events	Total LDEN dB (A)	Aircraft LDEN dB(A)	Background LDEN dB(A)	Total LDay dB(A)	Total LEvening dB(A)	Total LNight dB (A)
15/09/19 7:00	8	67.0	65.6	61.6	67.0	-	-
15/09/19 8:00	4	63.7	62.1	59.0	63.7	-	-
15/09/19 9:00	6	66.9	64.2	63.6	66.9	-	-
15/09/19 10:00	6	68.9	68.7	54.8	68.9	-	-
15/09/19 11:00	11	68.4	67.9	58.8	68.4	-	-
15/09/19 12:00	10	74.1	68.0	73.0	74.1	-	-
15/09/19 13:00	6	75.5	75.3	61.5	75.5	-	-
15/09/19 14:00	5	69.3	62.7	68.1	69.3	-	-
15/09/19 15:00	5	66.0	62.4	63.5	66.0	-	-
15/09/19 16:00	6	66.1	61.3	64.4	66.1	-	-
15/09/19 17:00	17	72.6	72.1	63.5	72.6	-	-
15/09/19 18:00	17	72.5	72.2	61.6	72.5	-	-
15/09/19 19:00	10	73.9	71.5	70.2	-	73.9	-
15/09/19 20:00	4	69.9	69.2	61.6	-	69.9	-
15/09/19 21:00	2	75.4	70.6	73.7	-	75.4	-
15/09/19 22:00	5	73.5	71.9	68.5	-	73.5	-
15/09/19 23:00	-	68.6	-	68.7	-	-	68.6
16/09/19 0:00	-	59.6	-	59.7	-	-	59.6
16/09/19 1:00	-	63.0	-	63.1	-	-	63.0
16/09/19 2:00	-	55.2	-	55.2	-	-	55.2
16/09/19 3:00	-	56.0	-	56.0	-	-	56.0
16/09/19 4:00	-	56.3	-	56.3	-	-	56.3
16/09/19 5:00	-	63.2	-	63.4	-	-	63.2
16/09/19 6:00	16	80.7	80.3	71.8	-	-	80.7
	138	**71.8**	**70.3**	**66.7**	**70.7**	**73.6**	**72.1**

Location: Mid Runway NMT # 3

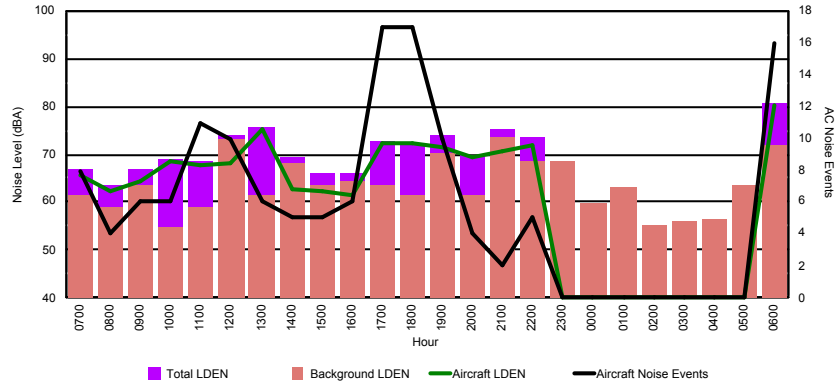

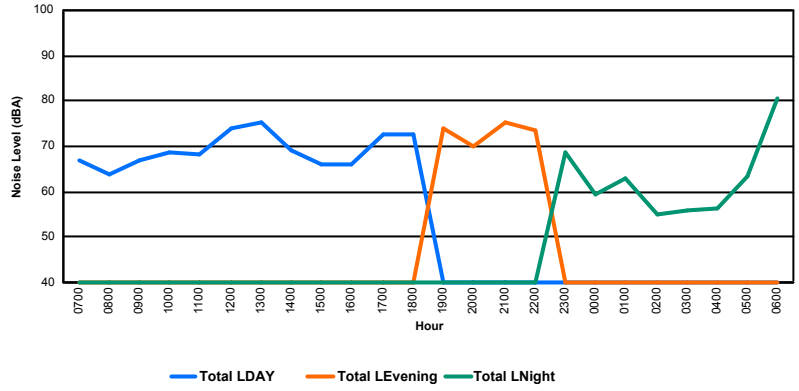

LE GOUVERNEMENT
DU GRAND-DUCHÉ DE LUXEMBOURG
Administration de la navigation aérienne

Luxembourg Airport

Noise Distribution by Hour

Between 15/09/2019 00:00:00 and 15/09/2019 23:59:59 (Local Time)

Day	Aircraft Events	Total LDEN dB (A)	Aircraft LDEN dB(A)	Background LDEN dB(A)	Total LDay dB(A)	Total LEvening dB(A)	Total LNight dB (A)
15/09/19 7:00	2	67.0	66.6	56.6	67.0	-	-
15/09/19 8:00	6	68.0	67.7	57.4	68.0	-	-
15/09/19 9:00	7	66.8	66.2	58.1	66.8	-	-
15/09/19 10:00	4	63.8	62.5	57.8	63.8	-	-
15/09/19 11:00	5	63.0	61.4	58.1	63.0	-	-
15/09/19 12:00	8	67.0	66.4	58.3	67.0	-	-
15/09/19 13:00	5	60.1	57.7	56.5	60.1	-	-
15/09/19 14:00	6	66.9	66.5	56.4	66.9	-	-
15/09/19 15:00	4	63.5	62.5	56.5	63.5	-	-
15/09/19 16:00	3	61.3	59.8	56.2	61.3	-	-
15/09/19 17:00	9	64.1	63.2	56.8	64.1	-	-
15/09/19 18:00	14	70.9	70.7	57.7	70.9	-	-
15/09/19 19:00	8	74.7	74.4	62.8	-	74.7	-
15/09/19 20:00	4	69.2	67.6	64.1	-	69.2	-
15/09/19 21:00	4	70.6	69.7	63.6	-	70.6	-
15/09/19 22:00	2	74.1	73.8	63.2	-	74.1	-
15/09/19 23:00	2	77.1	76.6	68.0	-	-	77.1
16/09/19 0:00	1	72.0	70.9	66.6	-	-	72.0
16/09/19 1:00	-	63.7	-	64.4	-	-	63.7
16/09/19 2:00	-	64.2	-	64.9	-	-	64.2
16/09/19 3:00	-	64.9	-	65.3	-	-	64.9
16/09/19 4:00	-	66.8	-	67.4	-	-	66.8
16/09/19 5:00	-	70.2	-	71.7	-	-	70.2
16/09/19 6:00	4	77.1	74.4	87.5	-	-	77.1
	98	**70.5**	**69.1**	**74.1**	**66.2**	**72.7**	**72.5**

Location: NDB-Hamm NMT # 4

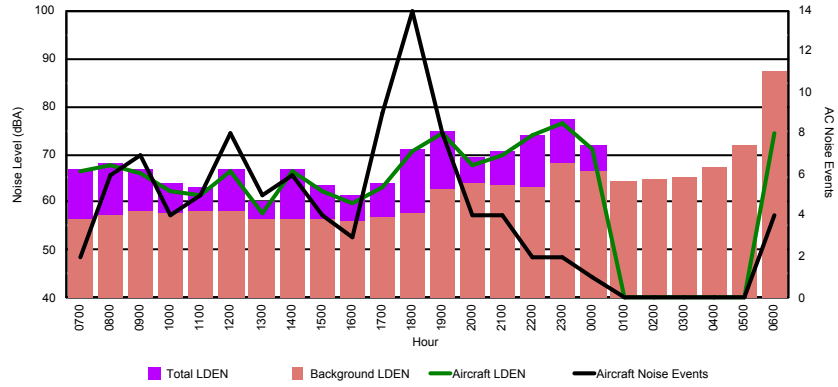

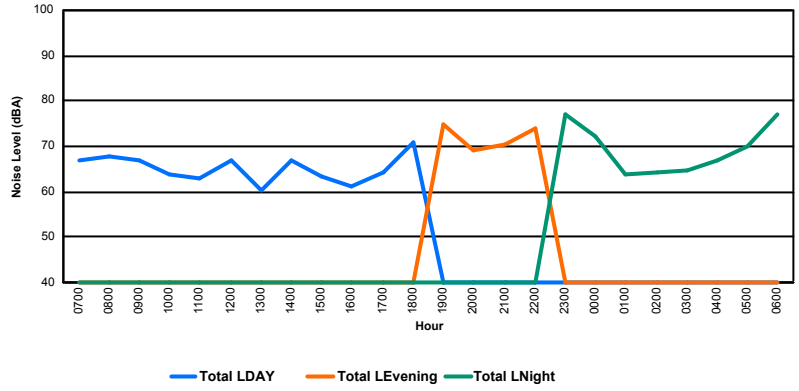

LE GOUVERNEMENT
DU GRAND-DUCHÉ DE LUXEMBOURG
Administration de la navigation aérienne

Luxembourg Airport

Noise Distribution by Hour

Between 16/09/2019 00:00:00 and 16/09/2019 23:59:59 (Local Time)

Day	Aircraft Events	Total LDEN dB (A)	Aircraft LDEN dB(A)	Background LDEN dB(A)	Total LDay dB(A)	Total LEvening dB(A)	Total LNight dB (A)
16/09/19 7:00	5	55.8	54.9	48.6	55.8	-	-
16/09/19 8:00	4	53.5	51.0	50.0	53.5	-	-
16/09/19 9:00	6	57.3	56.2	51.1	57.3	-	-
16/09/19 10:00	9	55.6	53.9	51.0	55.6	-	-
16/09/19 11:00	8	57.3	56.5	50.0	57.3	-	-
16/09/19 12:00	4	54.1	53.0	47.8	54.1	-	-
16/09/19 13:00	2	54.5	52.2	50.8	54.5	-	-
16/09/19 14:00	7	59.2	58.4	51.8	59.2	-	-
16/09/19 15:00	12	57.3	56.0	51.6	57.3	-	-
16/09/19 16:00	7	55.5	53.2	51.8	55.5	-	-
16/09/19 17:00	11	58.1	57.4	50.7	58.1	-	-
16/09/19 18:00	11	60.2	59.6	51.9	60.2	-	-
16/09/19 19:00	4	60.7	59.8	53.3	-	60.7	-
16/09/19 20:00	4	58.6	57.4	52.5	-	58.6	-
16/09/19 21:00	6	59.1	57.3	54.8	-	59.1	-
16/09/19 22:00	15	62.0	61.1	55.2	-	62.0	-
16/09/19 23:00	1	63.0	62.4	53.9	-	-	63.0
17/09/19 0:00	-	53.6	-	53.6	-	-	53.6
17/09/19 1:00	-	51.4	-	51.5	-	-	51.4
17/09/19 2:00	-	48.9	-	48.9	-	-	48.9
17/09/19 3:00	-	52.7	-	52.7	-	-	52.7
17/09/19 4:00	-	58.3	-	58.4	-	-	58.3
17/09/19 5:00	-	49.6	-	49.6	-	-	49.6
17/09/19 6:00	4	66.4	65.8	57.5	-	-	66.4
	120	**58.8**	**57.5**	**52.9**	**57.0**	**60.3**	**59.9**

Location: Roodt/Syr NMT # 1

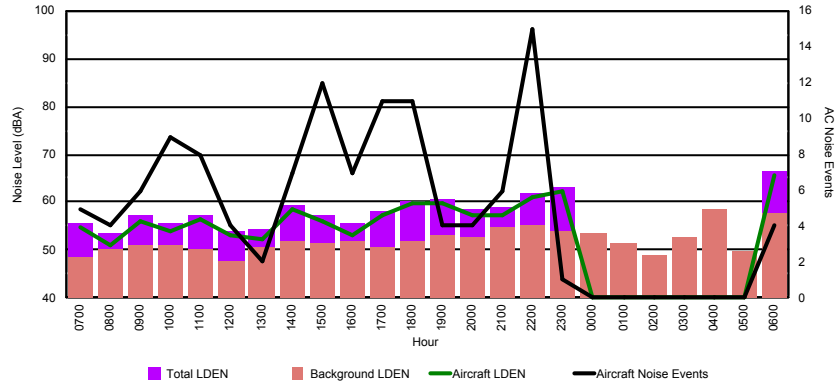

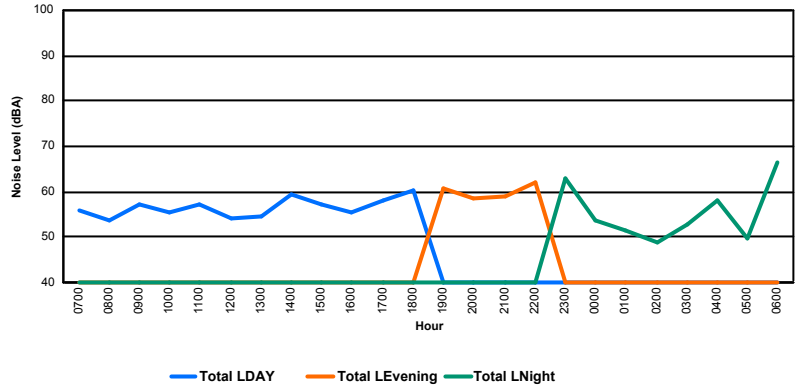

LE GOUVERNEMENT
DU GRAND-DUCHÉ DE LUXEMBOURG
Administration de la navigation aérienne

Luxembourg Airport

Noise Distribution by Hour

Between 16/09/2019 00:00:00 and 16/09/2019 23:59:59 (Local Time)

Day	Aircraft Events	Total LDEN dB (A)	Aircraft LDEN dB(A)	Background LDEN dB(A)	Total LDay dB(A)	Total LEvening dB(A)	Total LNight dB (A)
16/09/19 7:00	9	64.8	64.5	53.7	64.8	-	-
16/09/19 8:00	7	62.1	61.6	52.7	62.1	-	-
16/09/19 9:00	8	68.0	67.9	52.9	68.0	-	-
16/09/19 10:00	10	68.0	67.9	52.4	68.0	-	-
16/09/19 11:00	10	69.9	69.8	53.2	69.9	-	-
16/09/19 12:00	4	66.8	66.6	51.9	66.8	-	-
16/09/19 13:00	3	66.9	66.9	50.2	66.9	-	-
16/09/19 14:00	7	72.3	72.2	53.1	72.3	-	-
16/09/19 15:00	13	69.5	69.3	55.1	69.5	-	-
16/09/19 16:00	7	67.8	67.6	52.5	67.8	-	-
16/09/19 17:00	11	71.6	71.5	53.8	71.6	-	-
16/09/19 18:00	12	73.8	73.7	54.2	73.8	-	-
16/09/19 19:00	4	76.1	76.1	54.2	-	76.1	-
16/09/19 20:00	4	71.2	71.1	54.4	-	71.2	-
16/09/19 21:00	6	71.3	71.3	53.7	-	71.3	-
16/09/19 22:00	15	74.6	74.5	54.5	-	74.6	-
16/09/19 23:00	1	76.6	76.5	53.8	-	-	76.6
17/09/19 0:00	-	50.3	-	50.3	-	-	50.3
17/09/19 1:00	-	49.6	-	49.6	-	-	49.6
17/09/19 2:00	-	49.2	-	49.2	-	-	49.2
17/09/19 3:00	-	50.0	-	50.0	-	-	50.0
17/09/19 4:00	-	53.1	-	53.1	-	-	53.1
17/09/19 5:00	-	57.6	-	57.6	-	-	57.6
17/09/19 6:00	12	75.2	75.1	61.2	-	-	75.2
	143	**70.7**	**70.6**	**54.2**	**69.5**	**73.8**	**70.0**

Location: DVOR NMT # 2

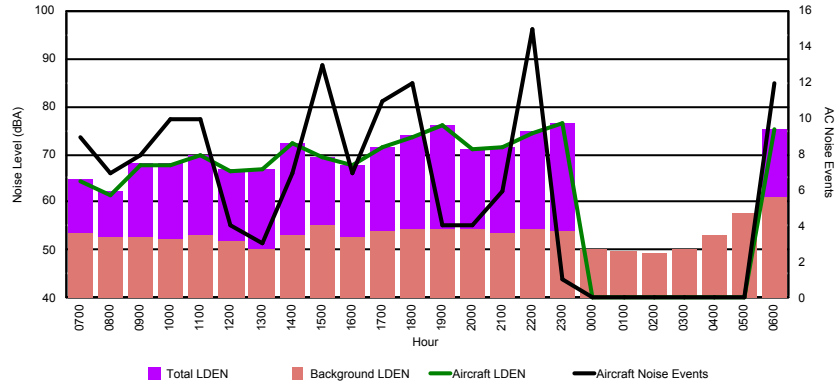

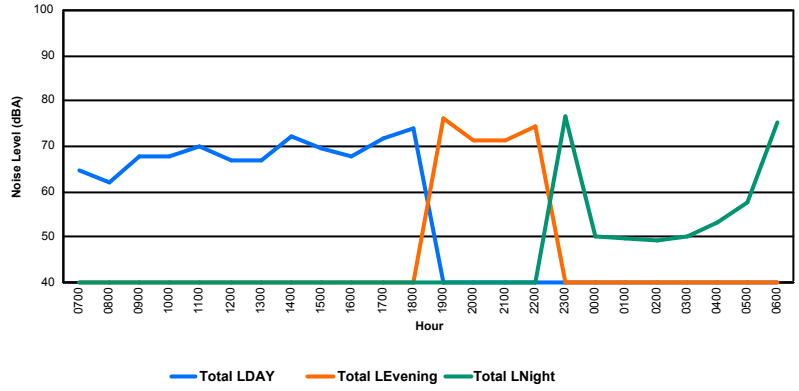

LE GOUVERNEMENT
DU GRAND-DUCHÉ DE LUXEMBOURG
Administration de la navigation aérienne

Luxembourg Airport

Noise Distribution by Hour

Between 16/09/2019 00:00:00 and 16/09/2019 23:59:59 (Local Time)

Day	Aircraft Events	Total LDEN dB (A)	Aircraft LDEN dB(A)	Background LDEN dB(A)	Total LDay dB(A)	Total LEvening dB(A)	Total LNight dB (A)
16/09/19 7:00	8	66.4	66.0	56.3	66.4	-	-
16/09/19 8:00	20	67.2	66.7	57.6	67.2	-	-
16/09/19 9:00	5	67.1	65.7	61.9	67.1	-	-
16/09/19 10:00	7	69.1	65.4	66.8	69.1	-	-
16/09/19 11:00	10	68.5	65.4	65.7	68.5	-	-
16/09/19 12:00	8	66.5	62.8	64.2	66.5	-	-
16/09/19 13:00	4	62.7	61.0	57.7	62.7	-	-
16/09/19 14:00	6	70.0	65.9	67.8	70.0	-	-
16/09/19 15:00	14	70.3	69.8	61.0	70.3	-	-
16/09/19 16:00	6	66.7	64.0	63.5	66.7	-	-
16/09/19 17:00	7	68.9	64.0	67.3	68.9	-	-
16/09/19 18:00	13	72.0	70.8	65.9	72.0	-	-
16/09/19 19:00	11	80.6	71.2	80.1	-	80.6	-
16/09/19 20:00	7	69.6	68.8	62.2	-	69.6	-
16/09/19 21:00	3	76.2	71.0	74.6	-	76.2	-
16/09/19 22:00	6	73.9	68.2	72.7	-	73.9	-
16/09/19 23:00	2	72.6	72.0	64.0	-	-	72.6
17/09/19 0:00	-	61.2	-	61.3	-	-	61.2
17/09/19 1:00	-	59.9	-	59.9	-	-	59.9
17/09/19 2:00	-	60.9	-	61.0	-	-	60.9
17/09/19 3:00	-	61.5	-	61.5	-	-	61.5
17/09/19 4:00	-	68.9	-	68.9	-	-	68.9
17/09/19 5:00	-	61.9	-	62.0	-	-	61.9
17/09/19 6:00	13	78.1	77.7	68.7	-	-	78.1
	150	**71.9**	**68.4**	**69.4**	**68.5**	**76.8**	**70.8**

Location: Mid Runway NMT # 3

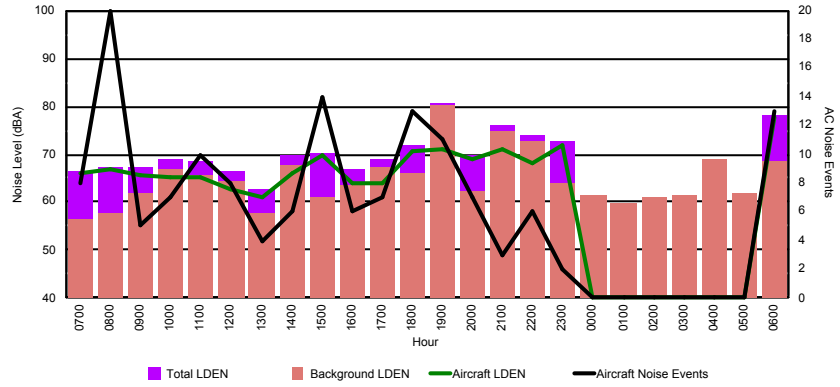

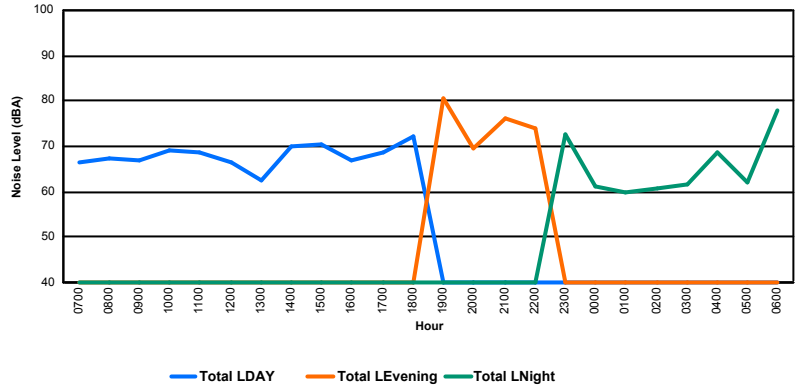

LE GOUVERNEMENT
DU GRAND-DUCHÉ DE LUXEMBOURG
Administration de la navigation aérienne

Luxembourg Airport

Noise Distribution by Hour

Between 16/09/2019 00:00:00 and 16/09/2019 23:59:59 (Local Time)

Day	Aircraft Events	Total LDEN dB (A)	Aircraft LDEN dB(A)	Background LDEN dB(A)	Total LDay dB(A)	Total LEvening dB(A)	Total LNight dB (A)
16/09/19 7:00	3	64.9	56.7	67.3	64.9	-	-
16/09/19 8:00	12	66.4	64.8	65.3	66.4	-	-
16/09/19 9:00	10	65.2	61.7	63.2	65.2	-	-
16/09/19 10:00	10	65.4	63.5	61.4	65.4	-	-
16/09/19 11:00	11	66.8	65.7	60.6	66.8	-	-
16/09/19 12:00	10	63.2	60.8	59.6	63.2	-	-
16/09/19 13:00	2	60.3	52.1	59.6	60.3	-	-
16/09/19 14:00	7	64.7	63.2	59.6	64.7	-	-
16/09/19 15:00	9	68.0	67.4	59.3	68.0	-	-
16/09/19 16:00	7	62.5	60.1	59.1	62.5	-	-
16/09/19 17:00	7	63.6	61.7	59.4	63.6	-	-
16/09/19 18:00	11	65.3	64.3	58.9	65.3	-	-
16/09/19 19:00	9	71.9	71.2	64.2	-	71.9	-
16/09/19 20:00	4	65.2	61.2	63.1	-	65.2	-
16/09/19 21:00	5	72.6	72.3	62.0	-	72.6	-
16/09/19 22:00	4	73.5	73.2	62.4	-	73.5	-
16/09/19 23:00	1	73.3	72.5	65.3	-	-	73.3
17/09/19 0:00	-	63.4	-	64.1	-	-	63.4
17/09/19 1:00	-	62.7	-	63.3	-	-	62.7
17/09/19 2:00	-	62.1	-	62.5	-	-	62.1
17/09/19 3:00	-	63.3	-	63.5	-	-	63.3
17/09/19 4:00	1	66.2	58.9	65.7	-	-	66.2
17/09/19 5:00	-	69.4	-	70.7	-	-	69.4
17/09/19 6:00	2	75.7	73.3	74.4	-	-	75.7
	125	**68.7**	**66.9**	**65.4**	**65.1**	**71.7**	**70.0**

Location: NDB-Hamm NMT # 4

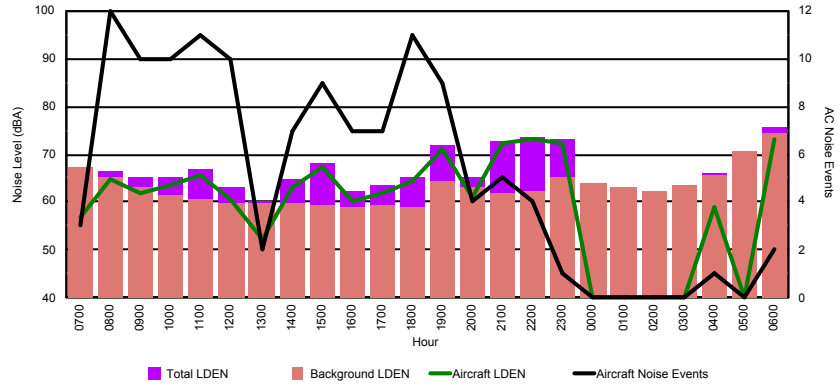

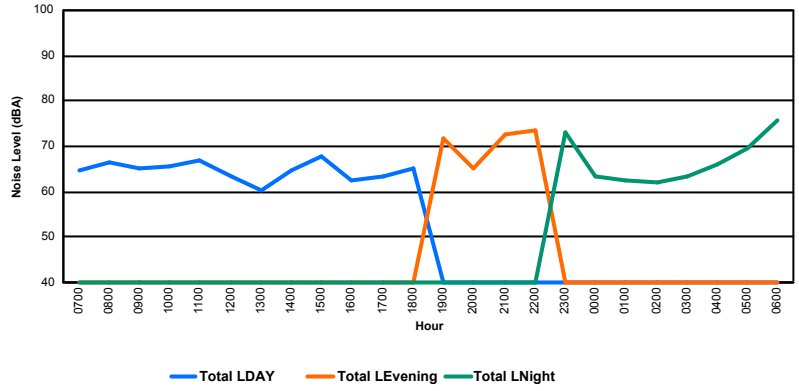

LE GOUVERNEMENT
DU GRAND-DUCHÉ DE LUXEMBOURG
Administration de la navigation aérienne

Luxembourg Airport

Noise Distribution by Hour

Between 17/09/2019 00:00:00 and 17/09/2019 23:59:59 (Local Time)

Day	Aircraft Events	Total LDEN dB (A)	Aircraft LDEN dB(A)	Background LDEN dB(A)	Total LDay dB(A)	Total LEvening dB(A)	Total LNight dB (A)
17/09/19 7:00	1	51.7	45.4	50.6	51.7	-	-
17/09/19 8:00	2	58.2	57.8	47.0	58.2	-	-
17/09/19 9:00	-	45.9	-	45.9	45.9	-	-
17/09/19 10:00	3	55.2	52.8	51.8	55.2	-	-
17/09/19 11:00	2	51.8	49.2	48.3	51.8	-	-
17/09/19 12:00	-	47.1	-	47.1	47.1	-	-
17/09/19 13:00	2	57.4	56.7	48.7	57.4	-	-
17/09/19 14:00	3	56.0	54.9	49.4	56.0	-	-
17/09/19 15:00	4	57.0	56.1	50.0	57.0	-	-
17/09/19 16:00	1	59.3	58.8	50.2	59.3	-	-
17/09/19 17:00	3	54.4	51.7	51.1	54.4	-	-
17/09/19 18:00	4	53.7	49.0	52.0	53.7	-	-
17/09/19 19:00	1	54.3	49.3	52.6	-	54.3	-
17/09/19 20:00	3	63.3	63.0	51.2	-	63.3	-
17/09/19 21:00	3	61.3	60.4	54.0	-	61.3	-
17/09/19 22:00	1	62.1	61.4	53.0	-	62.1	-
17/09/19 23:00	1	56.6	54.8	51.7	-	-	56.6
18/09/19 0:00	-	49.8	-	49.8	-	-	49.8
18/09/19 1:00	-	44.9	-	44.9	-	-	44.9
18/09/19 2:00	-	50.3	-	50.3	-	-	50.3
18/09/19 3:00	-	60.0	-	60.1	-	-	60.0
18/09/19 4:00	-	54.0	-	54.1	-	-	54.0
18/09/19 5:00	-	57.8	-	57.8	-	-	57.8
18/09/19 6:00	5	67.6	67.3	56.3	-	-	67.6
	39	**58.7**	**57.4**	**52.8**	**55.4**	**61.3**	**60.2**

Location: Roodt/Syr NMT # 1

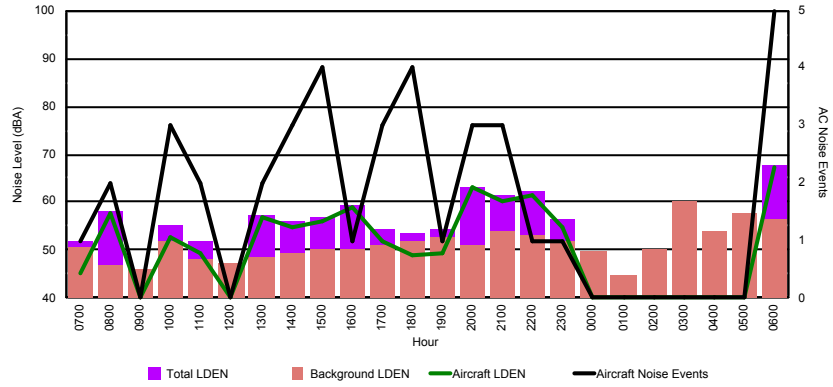

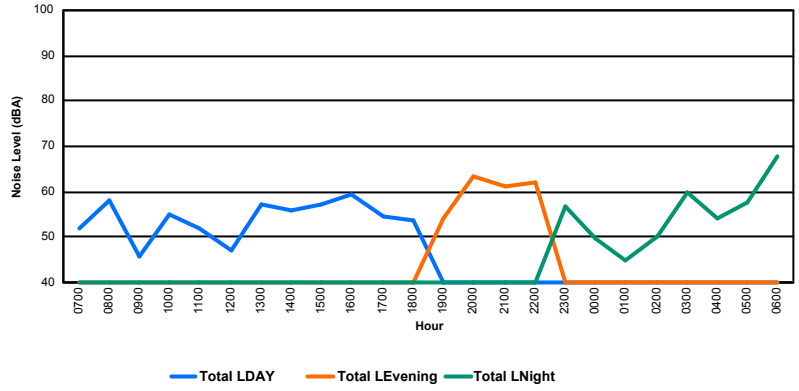

LE GOUVERNEMENT
DU GRAND-DUCHÉ DE LUXEMBOURG
Administration de la navigation aérienne

Luxembourg Airport

Noise Distribution by Hour

Between 17/09/2019 00:00:00 and 17/09/2019 23:59:59 (Local Time)

Day	Aircraft Events	Total LDEN dB (A)	Aircraft LDEN dB(A)	Background LDEN dB(A)	Total LDay dB(A)	Total LEvening dB(A)	Total LNight dB (A)
17/09/19 7:00	6	60.2	59.7	51.1	60.2	-	-
17/09/19 8:00	2	67.7	67.6	46.8	67.7	-	-
17/09/19 9:00	2	55.8	54.9	48.8	55.8	-	-
17/09/19 10:00	11	64.4	64.2	51.4	64.4	-	-
17/09/19 11:00	7	62.8	62.6	49.5	62.8	-	-
17/09/19 12:00	4	59.5	59.0	49.8	59.5	-	-
17/09/19 13:00	6	67.0	66.9	49.6	67.0	-	-
17/09/19 14:00	7	63.8	63.6	49.8	63.8	-	-
17/09/19 15:00	11	66.4	66.3	51.1	66.4	-	-
17/09/19 16:00	6	71.8	71.8	51.3	71.8	-	-
17/09/19 17:00	8	67.8	67.7	50.6	67.8	-	-
17/09/19 18:00	14	62.1	61.7	52.5	62.1	-	-
17/09/19 19:00	6	72.2	72.2	54.9	-	72.2	-
17/09/19 20:00	4	72.3	72.3	53.8	-	72.3	-
17/09/19 21:00	3	69.5	69.4	52.8	-	69.5	-
17/09/19 22:00	1	70.3	70.2	51.5	-	70.3	-
17/09/19 23:00	2	64.0	63.4	55.5	-	-	64.0
18/09/19 0:00	-	53.4	-	53.4	-	-	53.4
18/09/19 1:00	-	51.6	-	51.6	-	-	51.6
18/09/19 2:00	-	52.5	-	52.5	-	-	52.5
18/09/19 3:00	-	53.6	-	53.6	-	-	53.6
18/09/19 4:00	-	56.2	-	56.2	-	-	56.2
18/09/19 5:00	-	59.8	-	59.8	-	-	59.8
18/09/19 6:00	12	77.2	77.0	63.4	-	-	77.2
	112	**68.2**	**68.0**	**54.6**	**66.0**	**71.2**	**68.5**

Location: DVOR NMT # 2

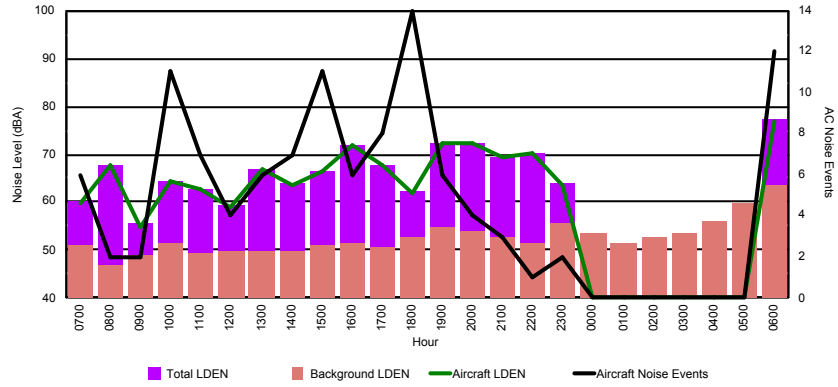

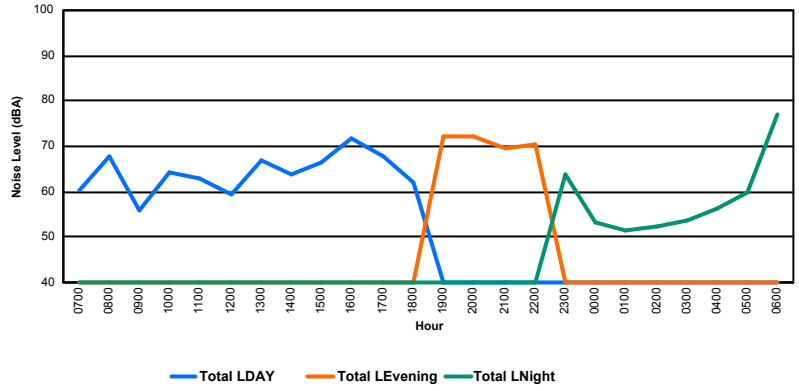

LE GOUVERNEMENT
DU GRAND-DUCHÉ DE LUXEMBOURG
Administration de la navigation aérienne

Luxembourg Airport

Noise Distribution by Hour

Between 17/09/2019 00:00:00 and 17/09/2019 23:59:59 (Local Time)

Day	Aircraft Events	Total LDEN dB (A)	Aircraft LDEN dB(A)	Background LDEN dB(A)	Total LDay dB(A)	Total LEvening dB(A)	Total LNight dB (A)
17/09/19 7:00	5	63.7	62.2	58.3	63.7	-	-
17/09/19 8:00	2	68.8	68.4	57.7	68.8	-	-
17/09/19 9:00	2	61.4	59.5	57.1	61.4	-	-
17/09/19 10:00	16	70.9	70.3	62.3	70.9	-	-
17/09/19 11:00	7	67.5	65.1	63.8	67.5	-	-
17/09/19 12:00	7	64.1	62.9	58.2	64.1	-	-
17/09/19 13:00	8	70.1	69.4	61.9	70.1	-	-
17/09/19 14:00	7	65.9	65.1	58.6	65.9	-	-
17/09/19 15:00	11	70.9	70.1	63.0	70.9	-	-
17/09/19 16:00	8	68.6	68.3	57.7	68.6	-	-
17/09/19 17:00	12	69.9	69.5	60.2	69.9	-	-
17/09/19 18:00	16	68.1	66.6	63.1	68.1	-	-
17/09/19 19:00	10	74.3	74.0	63.4	-	74.3	-
17/09/19 20:00	4	72.5	69.2	69.7	-	72.5	-
17/09/19 21:00	3	72.9	72.4	63.0	-	72.9	-
17/09/19 22:00	2	69.8	68.1	65.0	-	69.8	-
17/09/19 23:00	2	70.4	69.7	62.2	-	-	70.4
18/09/19 0:00	-	61.8	-	61.9	-	-	61.8
18/09/19 1:00	-	61.7	-	62.0	-	-	61.7
18/09/19 2:00	-	61.3	-	61.5	-	-	61.3
18/09/19 3:00	-	61.8	-	61.8	-	-	61.8
18/09/19 4:00	-	63.4	-	63.5	-	-	63.4
18/09/19 5:00	-	63.9	-	64.1	-	-	63.9
18/09/19 6:00	14	81.3	80.6	73.6	-	-	81.3
	136	**71.1**	**70.2**	**64.4**	**68.3**	**72.7**	**72.9**

Location: Mid Runway NMT # 3

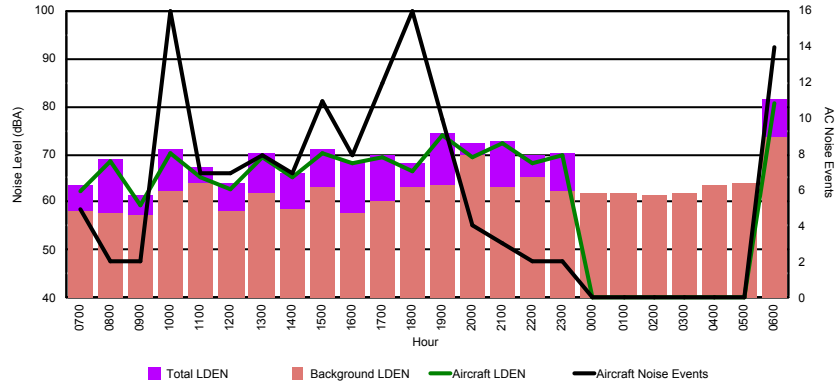

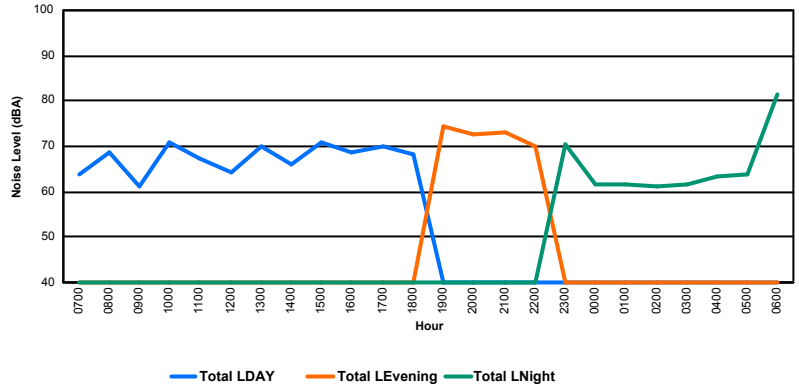

LE GOUVERNEMENT
DU GRAND-DUCHÉ DE LUXEMBOURG
Administration de la navigation aérienne

Luxembourg Airport

Noise Distribution by Hour

Between 17/09/2019 00:00:00 and 17/09/2019 23:59:59 (Local Time)

Day	Aircraft Events	Total LDEN dB (A)	Aircraft LDEN dB(A)	Background LDEN dB(A)	Total LDay dB(A)	Total LEvening dB(A)	Total LNight dB (A)
17/09/19 7:00	3	63.4	56.6	65.7	63.4	-	-
17/09/19 8:00	3	63.3	58.3	65.1	63.3	-	-
17/09/19 9:00	11	65.8	63.9	61.6	65.8	-	-
17/09/19 10:00	12	68.1	67.2	61.2	68.1	-	-
17/09/19 11:00	6	67.5	66.1	62.5	67.5	-	-
17/09/19 12:00	3	64.3	62.4	59.7	64.3	-	-
17/09/19 13:00	7	65.7	64.4	60.3	65.7	-	-
17/09/19 14:00	4	63.0	59.8	60.2	63.0	-	-
17/09/19 15:00	8	66.5	65.4	60.0	66.5	-	-
17/09/19 16:00	9	65.9	64.5	60.4	65.9	-	-
17/09/19 17:00	9	67.0	66.2	60.0	67.0	-	-
17/09/19 18:00	7	65.9	64.3	61.0	65.9	-	-
17/09/19 19:00	3	68.0	64.5	65.5	-	68.0	-
17/09/19 20:00	3	67.8	65.5	64.0	-	67.8	-
17/09/19 21:00	5	69.0	67.4	63.9	-	69.0	-
17/09/19 22:00	18	72.0	71.3	64.1	-	72.0	-
17/09/19 23:00	-	66.8	-	66.8	-	-	66.8
18/09/19 0:00	-	64.5	-	65.3	-	-	64.5
18/09/19 1:00	-	63.3	-	63.9	-	-	63.3
18/09/19 2:00	-	63.6	-	64.2	-	-	63.6
18/09/19 3:00	-	64.1	-	64.3	-	-	64.1
18/09/19 4:00	-	66.9	-	67.6	-	-	66.9
18/09/19 5:00	-	69.9	-	71.3	-	-	69.9
18/09/19 6:00	8	80.9	80.4	77.4	-	-	80.9
	119	**69.9**	**68.4**	**67.0**	**65.8**	**69.6**	**72.8**

Location: NDB-Hamm NMT # 4

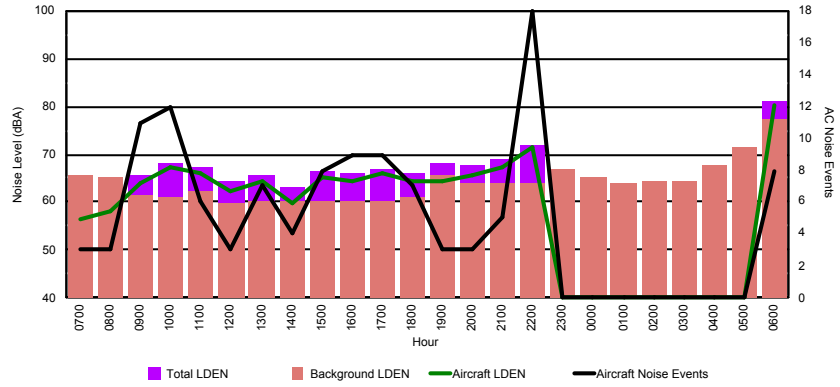

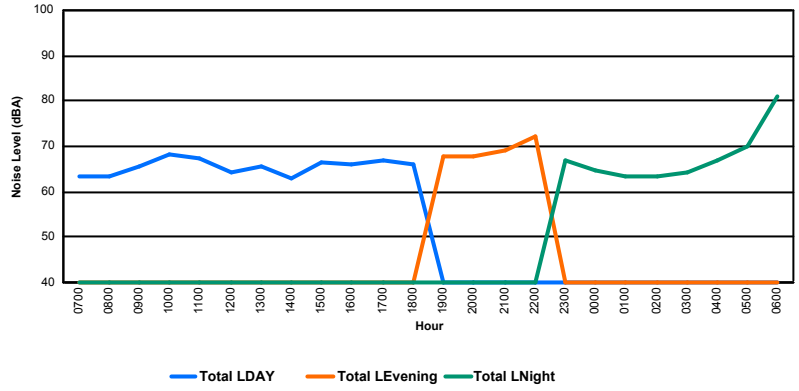

LE GOUVERNEMENT
DU GRAND-DUCHÉ DE LUXEMBOURG
Administration de la navigation aérienne

Luxembourg Airport

Noise Distribution by Hour

Between 18/09/2019 00:00:00 and 18/09/2019 23:59:59 (Local Time)

Day	Aircraft Events	Total LDEN dB (A)	Aircraft LDEN dB(A)	Background LDEN dB(A)	Total LDay dB(A)	Total LEvening dB(A)	Total LNight dB (A)
18/09/19 7:00	2	53.0	49.6	50.5	53.0	-	-
18/09/19 8:00	-	46.9	-	46.9	46.9	-	-
18/09/19 9:00	3	58.4	58.0	48.4	58.4	-	-
18/09/19 10:00	3	56.4	55.6	48.7	56.4	-	-
18/09/19 11:00	3	53.7	49.6	51.6	53.7	-	-
18/09/19 12:00	3	57.9	56.8	51.5	57.9	-	-
18/09/19 13:00	2	51.3	45.6	50.0	51.3	-	-
18/09/19 14:00	3	52.1	48.3	49.9	52.1	-	-
18/09/19 15:00	2	51.5	48.3	48.9	51.5	-	-
18/09/19 16:00	-	47.1	-	47.1	47.1	-	-
18/09/19 17:00	4	54.6	51.6	51.7	54.6	-	-
18/09/19 18:00	5	61.0	60.4	52.1	61.0	-	-
18/09/19 19:00	3	62.7	61.9	55.0	-	62.7	-
18/09/19 20:00	-	53.4	-	53.4	-	53.4	-
18/09/19 21:00	3	60.8	60.2	52.5	-	60.8	-
18/09/19 22:00	4	64.4	64.2	50.6	-	64.4	-
18/09/19 23:00	1	58.1	56.5	53.1	-	-	58.1
19/09/19 0:00	-	48.9	-	49.0	-	-	48.9
19/09/19 1:00	-	45.4	-	45.4	-	-	45.4
19/09/19 2:00	-	44.1	-	44.1	-	-	44.1
19/09/19 3:00	-	43.4	-	43.4	-	-	43.4
19/09/19 4:00	-	49.4	-	49.4	-	-	49.4
19/09/19 5:00	-	52.4	-	52.4	-	-	52.4
19/09/19 6:00	6	64.5	63.5	57.5	-	-	64.5
	47	**57.7**	**56.6**	**51.3**	**55.5**	**61.8**	**56.9**

Location: Roodt/Syr NMT # 1

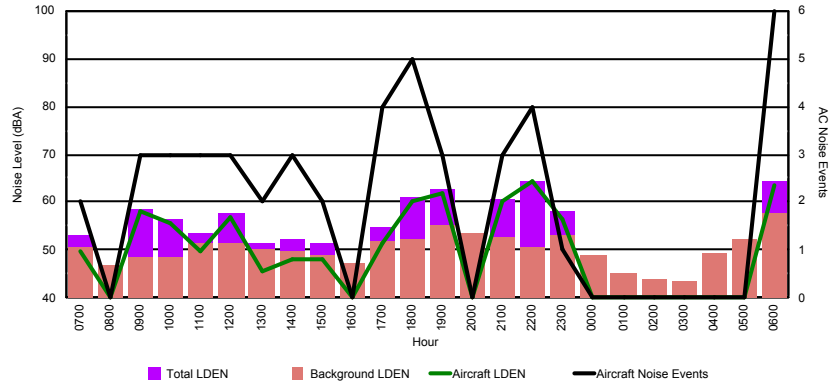

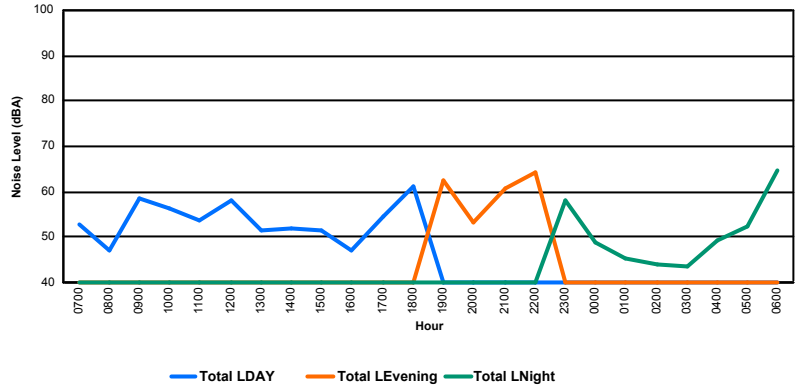

LE GOUVERNEMENT
DU GRAND-DUCHÉ DE LUXEMBOURG
Administration de la navigation aérienne

Luxembourg Airport

Noise Distribution by Hour

Between 18/09/2019 00:00:00 and 18/09/2019 23:59:59 (Local Time)

Day	Aircraft Events	Total LDEN dB (A)	Aircraft LDEN dB(A)	Background LDEN dB(A)	Total LDay dB(A)	Total LEvening dB(A)	Total LNight dB (A)
18/09/19 7:00	7	61.9	61.3	53.7	61.9	-	-
18/09/19 8:00	-	51.8	-	51.8	51.8	-	-
18/09/19 9:00	6	67.6	67.4	53.2	67.6	-	-
18/09/19 10:00	5	64.6	64.3	53.0	64.6	-	-
18/09/19 11:00	11	61.5	60.8	53.7	61.5	-	-
18/09/19 12:00	6	64.9	64.6	52.9	64.9	-	-
18/09/19 13:00	6	61.1	60.5	52.7	61.1	-	-
18/09/19 14:00	6	59.9	58.8	52.3	59.9	-	-
18/09/19 15:00	8	59.9	59.5	51.7	59.9	-	-
18/09/19 16:00	2	52.7	48.6	50.7	52.7	-	-
18/09/19 17:00	10	62.5	62.2	51.1	62.5	-	-
18/09/19 18:00	10	70.0	69.9	51.4	70.0	-	-
18/09/19 19:00	11	72.3	72.2	57.0	-	72.3	-
18/09/19 20:00	6	64.2	63.5	55.6	-	64.2	-
18/09/19 21:00	5	68.1	67.9	54.6	-	68.1	-
18/09/19 22:00	4	73.5	73.5	54.4	-	73.5	-
18/09/19 23:00	2	65.9	65.4	56.5	-	-	65.9
19/09/19 0:00	-	54.2	-	54.2	-	-	54.2
19/09/19 1:00	-	53.1	-	53.1	-	-	53.1
19/09/19 2:00	-	53.2	-	53.2	-	-	53.2
19/09/19 3:00	-	53.1	-	53.1	-	-	53.1
19/09/19 4:00	-	55.4	-	55.4	-	-	55.4
19/09/19 5:00	-	58.9	-	58.9	-	-	58.9
19/09/19 6:00	12	74.2	73.9	63.2	-	-	74.2
	117	**66.6**	**66.3**	**55.3**	**64.0**	**70.8**	**66.0**

Location: DVOR NMT # 2

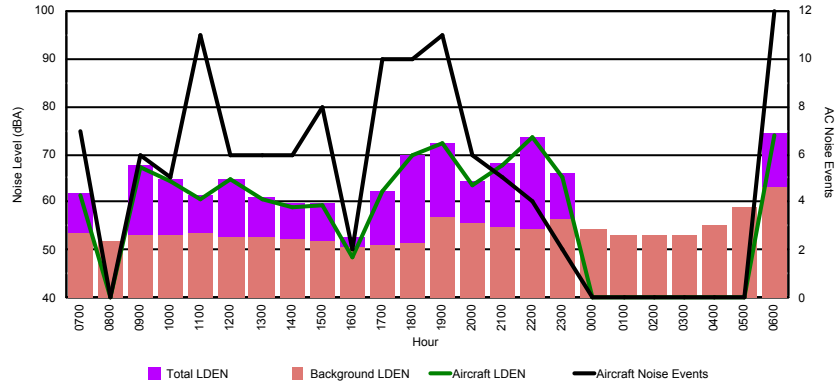

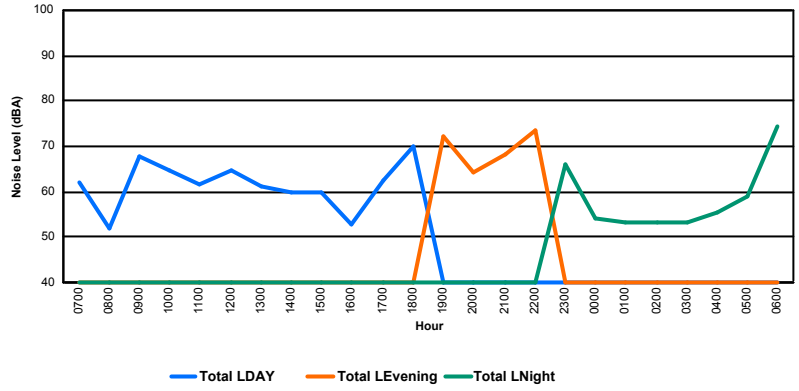

LE GOUVERNEMENT
DU GRAND-DUCHÉ DE LUXEMBOURG
Administration de la navigation aérienne

Luxembourg Airport

Noise Distribution by Hour

Between 18/09/2019 00:00:00 and 18/09/2019 23:59:59 (Local Time)

Day	Aircraft Events	Total LDEN dB (A)	Aircraft LDEN dB(A)	Background LDEN dB(A)	Total LDay dB(A)	Total LEvening dB(A)	Total LNight dB (A)
18/09/19 7:00	8	66.9	65.7	61.2	66.9	-	-
18/09/19 8:00	3	58.9	43.5	59.0	58.9	-	-
18/09/19 9:00	6	69.4	69.2	55.6	69.4	-	-
18/09/19 10:00	5	67.3	66.0	61.8	67.3	-	-
18/09/19 11:00	12	69.3	66.1	66.6	69.3	-	-
18/09/19 12:00	9	67.5	66.5	61.2	67.5	-	-
18/09/19 13:00	9	66.3	65.9	56.2	66.3	-	-
18/09/19 14:00	10	66.5	65.9	58.0	66.5	-	-
18/09/19 15:00	8	67.5	64.7	64.2	67.5	-	-
18/09/19 16:00	6	61.2	59.1	57.0	61.2	-	-
18/09/19 17:00	10	67.6	67.0	59.5	67.6	-	-
18/09/19 18:00	14	71.3	71.1	59.9	71.3	-	-
18/09/19 19:00	13	74.4	73.9	65.2	-	74.4	-
18/09/19 20:00	7	71.7	70.9	64.0	-	71.7	-
18/09/19 21:00	5	72.1	71.3	64.4	-	72.1	-
18/09/19 22:00	5	74.5	74.2	63.2	-	74.5	-
18/09/19 23:00	2	72.3	72.1	60.3	-	-	72.3
19/09/19 0:00	-	61.2	-	61.5	-	-	61.2
19/09/19 1:00	-	63.1	-	63.8	-	-	63.1
19/09/19 2:00	-	61.0	-	61.1	-	-	61.0
19/09/19 3:00	-	61.3	-	61.3	-	-	61.3
19/09/19 4:00	-	60.3	-	60.3	-	-	60.3
19/09/19 5:00	-	62.2	-	62.4	-	-	62.2
19/09/19 6:00	13	80.2	80.0	69.5	-	-	80.2
	145	**70.8**	**70.1**	**62.8**	**67.6**	**73.4**	**72.1**

Location: Mid Runway NMT # 3

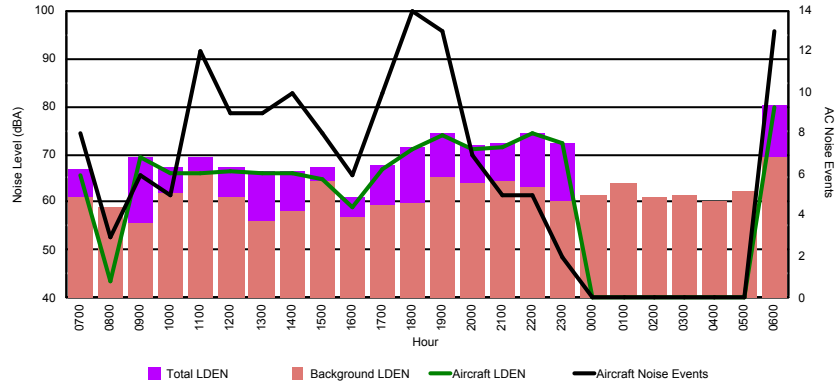

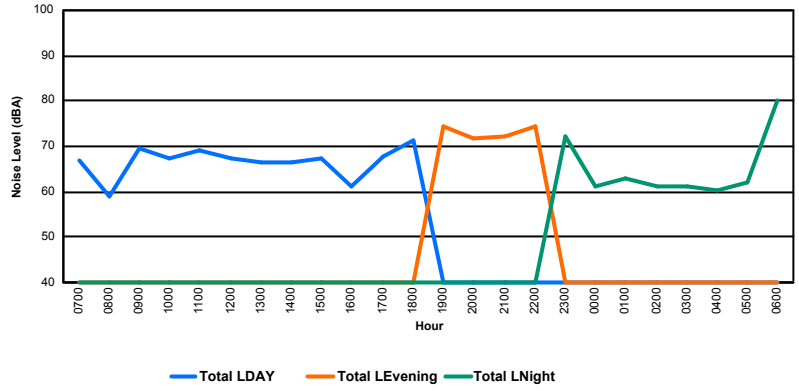

LE GOUVERNEMENT
DU GRAND-DUCHÉ DE LUXEMBOURG
Administration de la navigation aérienne

Luxembourg Airport

Noise Distribution by Hour

Between 18/09/2019 00:00:00 and 18/09/2019 23:59:59 (Local Time)

Day	Aircraft Events	Total LDEN dB (A)	Aircraft LDEN dB(A)	Background LDEN dB(A)	Total LDay dB(A)	Total LEvening dB(A)	Total LNight dB (A)
18/09/19 7:00	2	66.7	63.7	67.0	66.7	-	-
18/09/19 8:00	10	68.0	66.8	66.3	68.0	-	-
18/09/19 9:00	17	68.3	66.9	64.6	68.3	-	-
18/09/19 10:00	18	66.9	64.1	65.1	66.9	-	-
18/09/19 11:00	21	65.9	63.4	63.6	65.9	-	-
18/09/19 12:00	15	68.0	66.6	63.4	68.0	-	-
18/09/19 13:00	15	65.8	63.2	63.4	65.8	-	-
18/09/19 14:00	10	67.3	65.5	63.1	67.3	-	-
18/09/19 15:00	7	71.8	71.4	61.2	71.8	-	-
18/09/19 16:00	11	65.6	64.1	60.5	65.6	-	-
18/09/19 17:00	10	66.0	64.3	61.4	66.0	-	-
18/09/19 18:00	14	65.7	64.0	61.1	65.7	-	-
18/09/19 19:00	9	73.1	72.0	66.6	-	73.1	-
18/09/19 20:00	8	75.7	75.3	65.5	-	75.7	-
18/09/19 21:00	11	72.5	71.7	65.3	-	72.5	-
18/09/19 22:00	18	71.2	70.1	65.6	-	71.2	-
18/09/19 23:00	1	70.3	67.1	67.4	-	-	70.3
19/09/19 0:00	-	65.2	-	66.1	-	-	65.2
19/09/19 1:00	-	64.2	-	64.8	-	-	64.2
19/09/19 2:00	-	64.1	-	64.8	-	-	64.1
19/09/19 3:00	-	64.6	-	64.8	-	-	64.6
19/09/19 4:00	-	67.2	-	67.9	-	-	67.2
19/09/19 5:00	-	71.0	-	72.4	-	-	71.0
19/09/19 6:00	6	78.4	76.9	76.9	-	-	78.4
	203	**70.4**	**68.7**	**67.5**	**67.6**	**73.5**	**71.3**

Location: NDB-Hamm NMT # 4

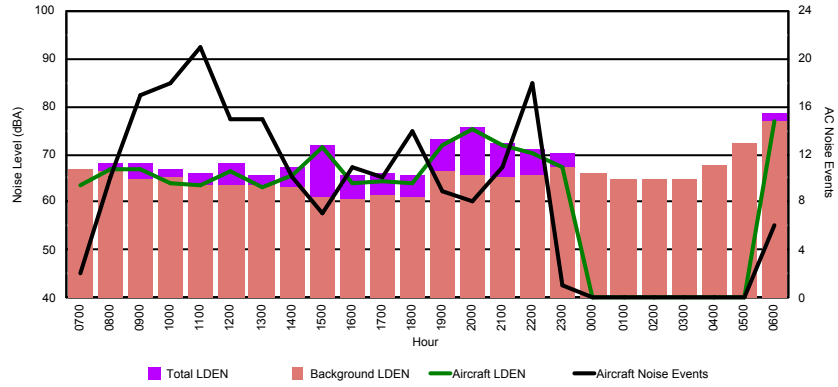

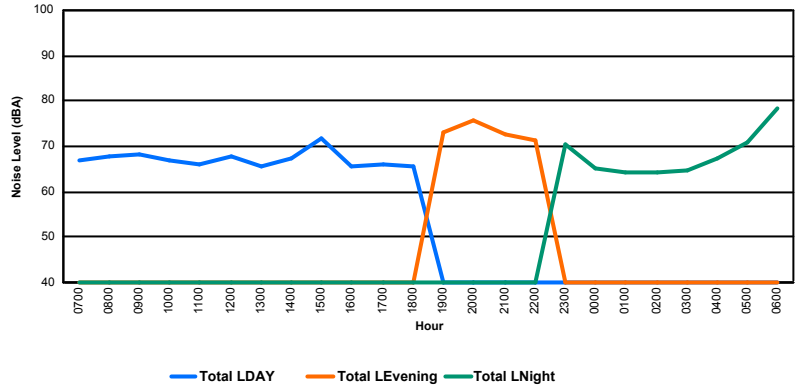

LE GOUVERNEMENT
DU GRAND-DUCHÉ DE LUXEMBOURG
Administration de la navigation aérienne

Luxembourg Airport

Noise Distribution by Hour

Between 19/09/2019 00:00:00 and 19/09/2019 23:59:59 (Local Time)

Day	Aircraft Events	Total LDEN dB (A)	Aircraft LDEN dB(A)	Background LDEN dB(A)	Total LDay dB(A)	Total LEvening dB(A)	Total LNight dB (A)
19/09/19 7:00	2	50.8	47.3	48.2	50.8	-	-
19/09/19 8:00	3	56.4	55.8	47.4	56.4	-	-
19/09/19 9:00	1	51.8	49.7	47.8	51.8	-	-
19/09/19 10:00	2	52.0	48.0	49.9	52.0	-	-
19/09/19 11:00	4	57.8	57.0	50.5	57.8	-	-
19/09/19 12:00	1	51.3	41.0	50.9	51.3	-	-
19/09/19 13:00	1	52.1	43.5	51.6	52.1	-	-
19/09/19 14:00	2	52.2	44.3	51.5	52.2	-	-
19/09/19 15:00	2	52.1	48.9	49.3	52.1	-	-
19/09/19 16:00	2	56.6	55.8	48.9	56.6	-	-
19/09/19 17:00	5	53.6	51.5	49.7	53.6	-	-
19/09/19 18:00	3	57.3	56.6	49.2	57.3	-	-
19/09/19 19:00	2	59.7	59.0	51.7	-	59.7	-
19/09/19 20:00	3	61.3	60.8	51.5	-	61.3	-
19/09/19 21:00	3	58.4	56.7	53.6	-	58.4	-
19/09/19 22:00	3	65.3	65.2	49.8	-	65.3	-
19/09/19 23:00	2	67.7	66.8	60.4	-	-	67.7
20/09/19 0:00	-	48.6	-	48.6	-	-	48.6
20/09/19 1:00	-	44.6	-	44.6	-	-	44.6
20/09/19 2:00	-	44.0	-	44.0	-	-	44.0
20/09/19 3:00	-	45.9	-	45.9	-	-	45.9
20/09/19 4:00	-	55.9	-	56.0	-	-	55.9
20/09/19 5:00	-	49.8	-	49.8	-	-	49.8
20/09/19 6:00	5	66.4	65.6	58.7	-	-	66.4
	46	**59.3**	**58.3**	**52.5**	**54.4**	**62.0**	**61.3**

Location: Roodt/Syr NMT # 1

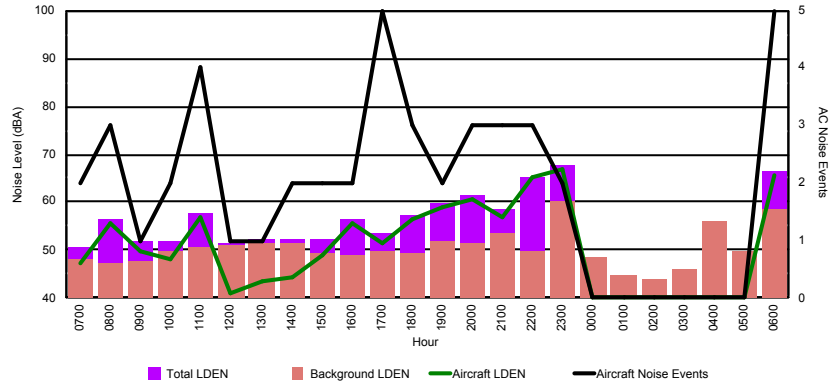

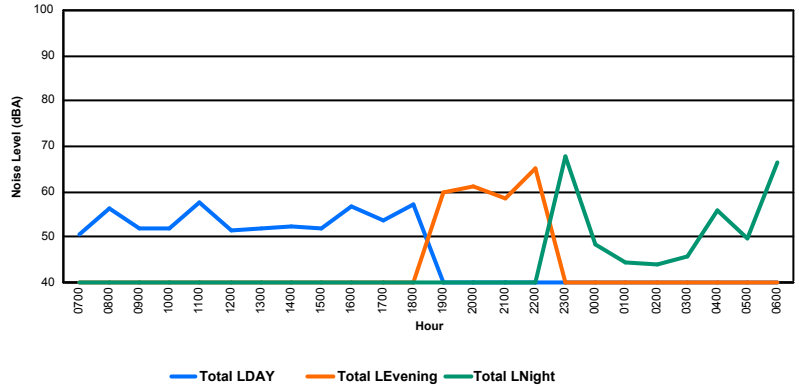

LE GOUVERNEMENT
DU GRAND-DUCHÉ DE LUXEMBOURG
Administration de la navigation aérienne

Luxembourg Airport

Noise Distribution by Hour

Between 19/09/2019 00:00:00 and 19/09/2019 23:59:59 (Local Time)

Day	Aircraft Events	Total LDEN dB (A)	Aircraft LDEN dB(A)	Background LDEN dB(A)	Total LDay dB(A)	Total LEvening dB(A)	Total LNight dB (A)
19/09/19 7:00	8	60.2	59.2	53.6	60.2	-	-
19/09/19 8:00	3	63.5	63.1	52.7	63.5	-	-
19/09/19 9:00	5	67.4	67.2	52.9	67.4	-	-
19/09/19 10:00	7	59.5	58.6	52.9	59.5	-	-
19/09/19 11:00	12	66.2	66.0	53.7	66.2	-	-
19/09/19 12:00	6	58.4	57.0	52.8	58.4	-	-
19/09/19 13:00	3	59.1	58.1	52.5	59.1	-	-
19/09/19 14:00	9	59.0	57.5	53.8	59.0	-	-
19/09/19 15:00	7	61.5	60.9	52.4	61.5	-	-
19/09/19 16:00	7	65.6	65.4	52.7	65.6	-	-
19/09/19 17:00	10	63.4	62.9	52.9	63.4	-	-
19/09/19 18:00	11	66.8	66.6	53.7	66.8	-	-
19/09/19 19:00	9	72.4	72.2	57.2	-	72.4	-
19/09/19 20:00	5	69.6	69.4	55.9	-	69.6	-
19/09/19 21:00	3	65.1	64.7	54.8	-	65.1	-
19/09/19 22:00	4	75.1	75.1	54.4	-	75.1	-
19/09/19 23:00	2	75.2	75.1	57.4	-	-	75.2
20/09/19 0:00	1	57.8	55.3	54.3	-	-	57.8
20/09/19 1:00	-	52.0	-	52.0	-	-	52.0
20/09/19 2:00	-	53.8	-	53.8	-	-	53.8
20/09/19 3:00	-	53.3	-	53.3	-	-	53.3
20/09/19 4:00	-	57.3	-	57.3	-	-	57.3
20/09/19 5:00	-	61.0	-	61.0	-	-	61.0
20/09/19 6:00	10	75.5	75.1	64.3	-	-	75.5
	122	**68.3**	**68.0**	**56.1**	**63.7**	**71.9**	**69.5**

Location: DVOR NMT # 2

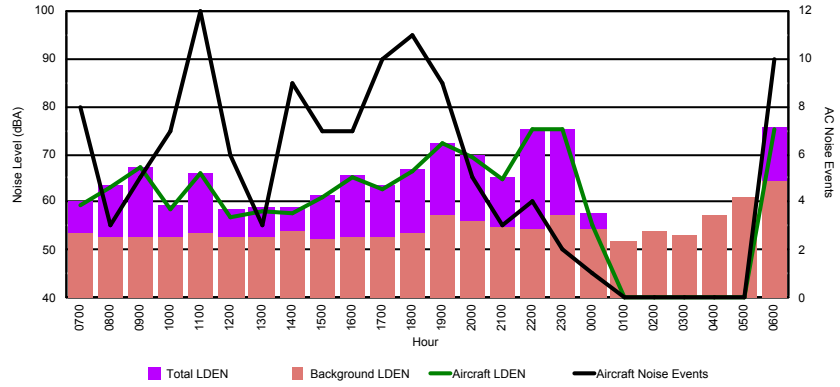

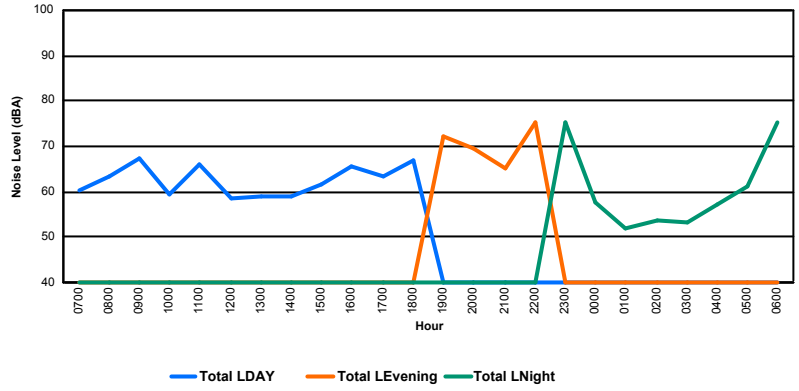

LE GOUVERNEMENT
DU GRAND-DUCHÉ DE LUXEMBOURG
Administration de la navigation aérienne

Luxembourg Airport

Noise Distribution by Hour

Between 19/09/2019 00:00:00 and 19/09/2019 23:59:59 (Local Time)

Day	Aircraft Events	Total LDEN dB (A)	Aircraft LDEN dB(A)	Background LDEN dB(A)	Total LDay dB(A)	Total LEvening dB(A)	Total LNight dB (A)
19/09/19 7:00	11	66.6	66.2	57.7	66.6	-	-
19/09/19 8:00	4	66.5	65.5	59.8	66.5	-	-
19/09/19 9:00	6	69.9	69.7	57.4	69.9	-	-
19/09/19 10:00	8	66.6	66.1	57.9	66.6	-	-
19/09/19 11:00	13	70.2	68.1	66.1	70.2	-	-
19/09/19 12:00	8	65.2	64.5	56.9	65.2	-	-
19/09/19 13:00	4	63.2	61.7	58.1	63.2	-	-
19/09/19 14:00	8	65.4	63.7	60.5	65.4	-	-
19/09/19 15:00	9	66.6	66.0	57.5	66.6	-	-
19/09/19 16:00	11	69.9	69.4	60.2	69.9	-	-
19/09/19 17:00	11	69.4	69.0	58.6	69.4	-	-
19/09/19 18:00	12	68.6	68.1	58.9	68.6	-	-
19/09/19 19:00	12	74.2	73.8	63.7	-	74.2	-
19/09/19 20:00	6	72.4	72.0	62.5	-	72.4	-
19/09/19 21:00	3	71.8	71.3	62.3	-	71.8	-
19/09/19 22:00	5	76.3	76.0	65.3	-	76.3	-
19/09/19 23:00	2	75.7	75.5	63.1	-	-	75.7
20/09/19 0:00	1	65.3	63.8	59.9	-	-	65.3
20/09/19 1:00	-	61.2	-	61.5	-	-	61.2
20/09/19 2:00	-	61.2	-	61.5	-	-	61.2
20/09/19 3:00	-	60.8	-	60.8	-	-	60.8
20/09/19 4:00	-	60.1	-	60.1	-	-	60.1
20/09/19 5:00	-	62.3	-	62.4	-	-	62.3
20/09/19 6:00	11	78.5	77.9	70.9	-	-	78.5
	145	**70.9**	**70.2**	**62.6**	**67.8**	**74.0**	**71.7**

Location: Mid Runway NMT # 3

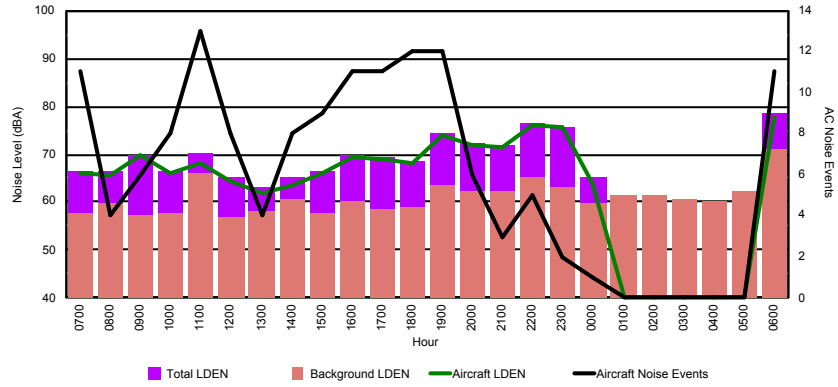

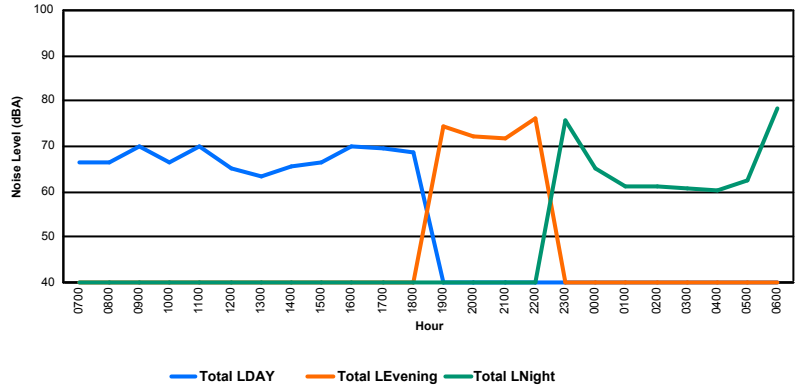

LE GOUVERNEMENT
DU GRAND-DUCHÉ DE LUXEMBOURG
Administration de la navigation aérienne

Luxembourg Airport

Noise Distribution by Hour

Between 19/09/2019 00:00:00 and 19/09/2019 23:59:59 (Local Time)

Day	Aircraft Events	Total LDEN dB (A)	Aircraft LDEN dB(A)	Background LDEN dB(A)	Total LDay dB(A)	Total LEvening dB(A)	Total LNight dB (A)
19/09/19 7:00	6	68.5	66.6	67.5	68.5	-	-
19/09/19 8:00	5	71.5	70.7	66.7	71.5	-	-
19/09/19 9:00	17	68.3	66.8	65.0	68.3	-	-
19/09/19 10:00	20	68.2	66.9	64.3	68.2	-	-
19/09/19 11:00	13	65.7	62.9	63.4	65.7	-	-
19/09/19 12:00	9	66.7	64.3	63.8	66.7	-	-
19/09/19 13:00	14	68.3	67.0	63.4	68.3	-	-
19/09/19 14:00	16	66.7	64.9	62.8	66.7	-	-
19/09/19 15:00	8	64.8	61.5	62.4	64.8	-	-
19/09/19 16:00	12	69.8	69.1	62.2	69.8	-	-
19/09/19 17:00	10	67.3	66.1	61.7	67.3	-	-
19/09/19 18:00	8	65.9	64.1	61.3	65.9	-	-
19/09/19 19:00	12	74.5	73.7	67.1	-	74.5	-
19/09/19 20:00	6	71.2	69.7	66.1	-	71.2	-
19/09/19 21:00	9	74.3	73.7	65.6	-	74.3	-
19/09/19 22:00	17	72.0	71.0	66.2	-	72.0	-
19/09/19 23:00	-	68.1	-	68.2	-	-	68.1
20/09/19 0:00	2	67.1	61.5	66.8	-	-	67.1
20/09/19 1:00	-	65.0	-	65.8	-	-	65.0
20/09/19 2:00	-	64.1	-	64.8	-	-	64.1
20/09/19 3:00	-	64.6	-	64.9	-	-	64.6
20/09/19 4:00	-	68.1	-	68.9	-	-	68.1
20/09/19 5:00	-	71.7	-	73.1	-	-	71.7
20/09/19 6:00	1	74.2	59.9	77.2	-	-	74.2
	185	**69.8**	**67.2**	**68.0**	**68.0**	**73.2**	**69.3**

Location: NDB-Hamm NMT # 4

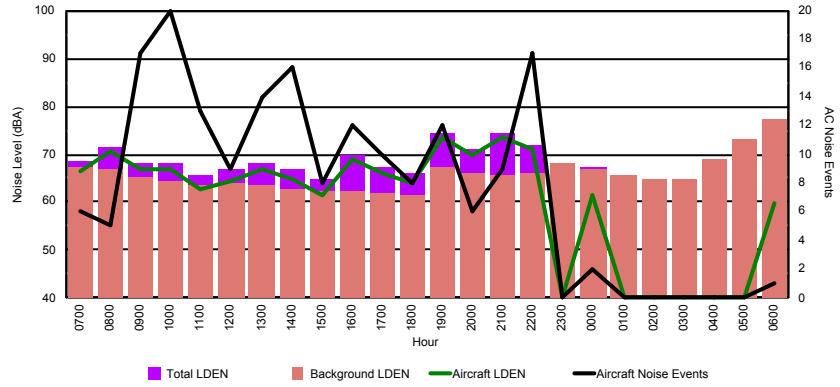

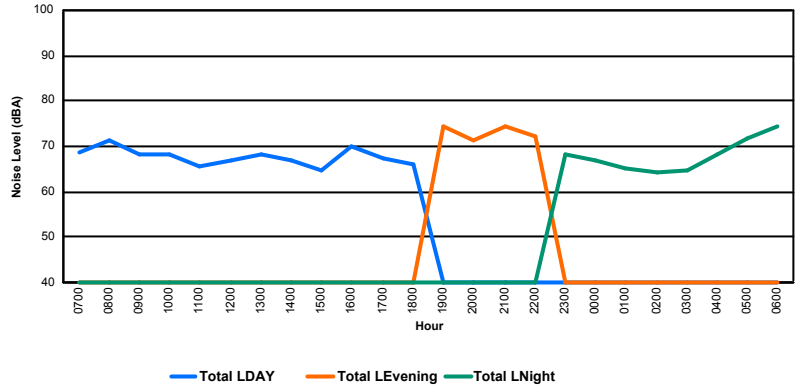

LE GOUVERNEMENT
DU GRAND-DUCHÉ DE LUXEMBOURG
Administration de la navigation aérienne

Luxembourg Airport

Noise Distribution by Hour

Between 20/09/2019 00:00:00 and 20/09/2019 23:59:59 (Local Time)

Day	Aircraft Events	Total LDEN dB (A)	Aircraft LDEN dB(A)	Background LDEN dB(A)	Total LDay dB(A)	Total LEvening dB(A)	Total LNight dB (A)
20/09/19 7:00	5	57.2	57.3	48.0	57.2	-	-
20/09/19 8:00	1	51.3	42.6	46.4	51.3	-	-
20/09/19 9:00	-	44.2	-	44.2	44.2	-	-
20/09/19 10:00	1	50.2	43.1	49.2	50.2	-	-
20/09/19 11:00	4	58.9	58.3	49.9	58.9	-	-
20/09/19 12:00	2	50.3	46.3	48.1	50.3	-	-
20/09/19 13:00	-	50.0	-	50.0	50.0	-	-
20/09/19 14:00	4	57.9	57.1	50.2	57.9	-	-
20/09/19 15:00	2	55.1	54.1	48.2	55.1	-	-
20/09/19 16:00	4	52.9	50.6	49.3	52.9	-	-
20/09/19 17:00	2	51.9	47.1	50.2	51.9	-	-
20/09/19 18:00	3	56.3	55.1	50.2	56.3	-	-
20/09/19 19:00	1	51.3	47.9	48.8	-	51.3	-
20/09/19 20:00	1	51.0	46.4	49.2	-	51.0	-
20/09/19 21:00	1	53.2	50.4	50.0	-	53.2	-
20/09/19 22:00	3	61.8	61.5	50.4	-	61.8	-
20/09/19 23:00	5	71.8	71.6	59.8	-	-	71.8
21/09/19 0:00	-	48.6	-	48.6	-	-	48.6
21/09/19 1:00	-	47.1	-	47.1	-	-	47.1
21/09/19 2:00	-	47.4	-	47.4	-	-	47.4
21/09/19 3:00	-	46.8	-	46.8	-	-	46.8
21/09/19 4:00	-	57.4	-	57.4	-	-	57.4
21/09/19 5:00	-	51.6	-	51.6	-	-	51.6
21/09/19 6:00	4	62.4	60.6	57.9	-	-	62.4
	43	**59.9**	**59.2**	**52.0**	**54.6**	**57.0**	**63.5**

Location: Roodt/Syr NMT # 1

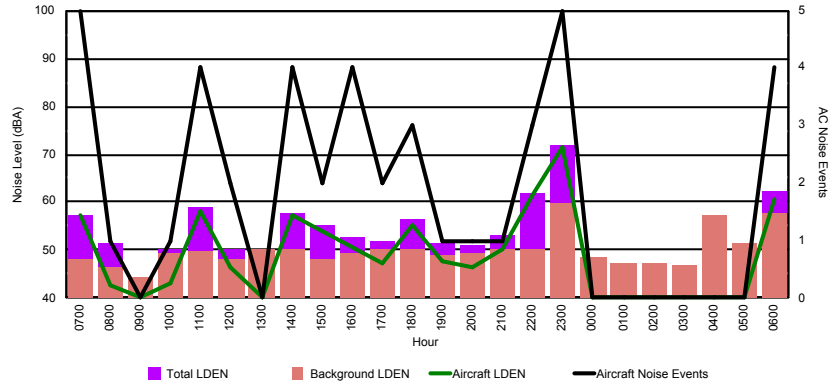

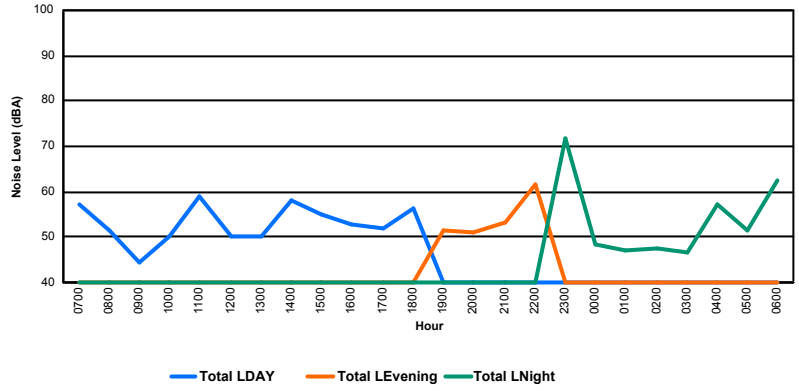

LE GOUVERNEMENT
DU GRAND-DUCHÉ DE LUXEMBOURG
Administration de la navigation aérienne

Luxembourg Airport

Noise Distribution by Hour

Between 20/09/2019 00:00:00 and 20/09/2019 23:59:59 (Local Time)

Day	Aircraft Events	Total LDEN dB (A)	Aircraft LDEN dB(A)	Background LDEN dB(A)	Total LDay dB(A)	Total LEvening dB(A)	Total LNight dB (A)
20/09/19 7:00	12	65.4	65.0	55.2	65.4	-	-
20/09/19 8:00	4	57.9	55.6	54.2	57.9	-	-
20/09/19 9:00	1	54.1	50.4	51.7	54.1	-	-
20/09/19 10:00	6	59.3	58.6	51.8	59.3	-	-
20/09/19 11:00	13	69.1	69.0	54.1	69.1	-	-
20/09/19 12:00	10	62.5	62.0	53.3	62.5	-	-
20/09/19 13:00	7	60.2	59.3	53.2	60.2	-	-
20/09/19 14:00	9	68.4	68.2	53.3	68.4	-	-
20/09/19 15:00	7	64.9	64.5	53.7	64.9	-	-
20/09/19 16:00	5	62.0	60.7	53.2	62.0	-	-
20/09/19 17:00	8	61.1	61.2	53.3	61.1	-	-
20/09/19 18:00	14	66.3	66.1	53.6	66.3	-	-
20/09/19 19:00	5	62.0	60.2	57.6	-	62.0	-
20/09/19 20:00	3	62.6	61.3	56.9	-	62.6	-
20/09/19 21:00	3	65.3	64.8	55.0	-	65.3	-
20/09/19 22:00	4	71.2	71.2	54.1	-	71.2	-
20/09/19 23:00	6	81.6	81.5	58.7	-	-	81.6
21/09/19 0:00	-	56.5	-	56.5	-	-	56.5
21/09/19 1:00	-	56.3	-	56.3	-	-	56.3
21/09/19 2:00	-	55.1	-	55.1	-	-	55.1
21/09/19 3:00	-	53.5	-	53.5	-	-	53.5
21/09/19 4:00	-	55.4	-	55.4	-	-	55.4
21/09/19 5:00	-	58.0	-	58.0	-	-	58.0
21/09/19 6:00	11	74.4	74.3	60.4	-	-	74.4
	128	**69.8**	**69.6**	**55.5**	**64.4**	**67.0**	**73.4**

Location: DVOR NMT # 2

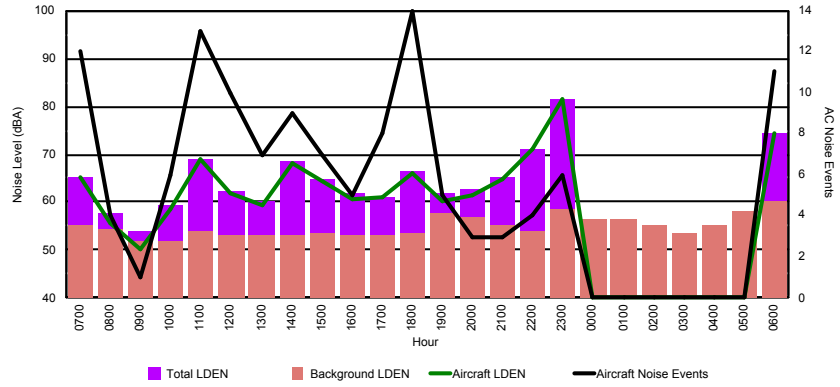

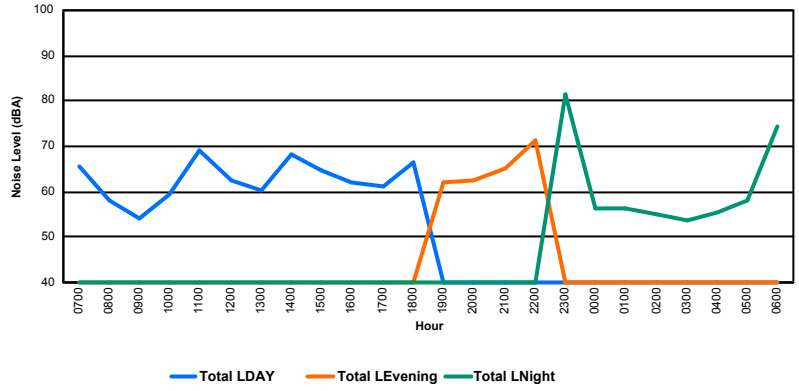

LE GOUVERNEMENT
DU GRAND-DUCHÉ DE LUXEMBOURG
Administration de la navigation aérienne

Luxembourg Airport

Noise Distribution by Hour

Between 20/09/2019 00:00:00 and 20/09/2019 23:59:59 (Local Time)

Day	Aircraft Events	Total LDEN dB (A)	Aircraft LDEN dB(A)	Background LDEN dB(A)	Total LDay dB(A)	Total LEvening dB(A)	Total LNight dB (A)
20/09/19 7:00	12	66.9	66.4	58.1	66.9	-	-
20/09/19 8:00	13	61.5	60.8	53.1	61.5	-	-
20/09/19 9:00	5	63.9	63.1	56.1	63.9	-	-
20/09/19 10:00	7	63.5	62.0	58.3	63.5	-	-
20/09/19 11:00	14	70.6	69.9	62.6	70.6	-	-
20/09/19 12:00	12	67.1	66.8	54.4	67.1	-	-
20/09/19 13:00	8	64.7	64.2	54.8	64.7	-	-
20/09/19 14:00	8	70.9	70.4	61.4	70.9	-	-
20/09/19 15:00	11	69.0	68.7	56.7	69.0	-	-
20/09/19 16:00	7	67.2	67.0	55.1	67.2	-	-
20/09/19 17:00	7	64.5	63.8	56.1	64.5	-	-
20/09/19 18:00	15	69.7	69.3	59.0	69.7	-	-
20/09/19 19:00	6	68.4	67.5	61.5	-	68.4	-
20/09/19 20:00	4	75.5	75.2	62.1	-	75.5	-
20/09/19 21:00	3	71.5	71.0	62.2	-	71.5	-
20/09/19 22:00	5	75.3	74.7	65.9	-	75.3	-
20/09/19 23:00	6	81.0	81.0	65.7	-	-	81.0
21/09/19 0:00	-	57.7	-	57.8	-	-	57.7
21/09/19 1:00	-	56.2	-	56.2	-	-	56.2
21/09/19 2:00	-	57.6	-	57.6	-	-	57.6
21/09/19 3:00	-	57.2	-	57.2	-	-	57.2
21/09/19 4:00	-	58.5	-	58.5	-	-	58.5
21/09/19 5:00	-	61.6	-	61.7	-	-	61.6
21/09/19 6:00	11	78.5	77.8	70.9	-	-	78.5
	154	**71.8**	**71.4**	**61.8**	**67.5**	**73.5**	**74.0**

Location: Mid Runway NMT # 3

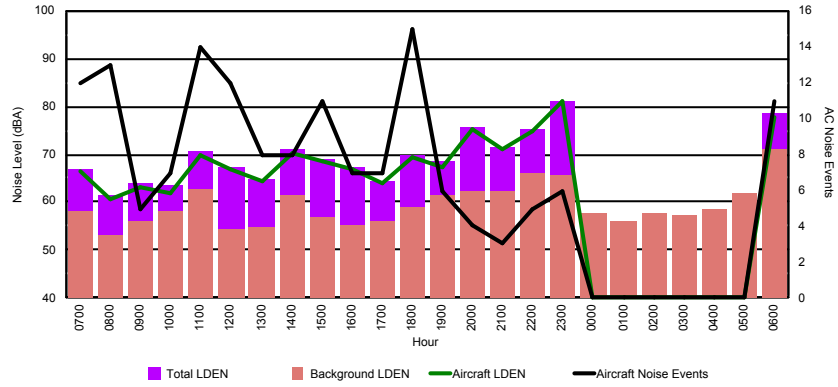

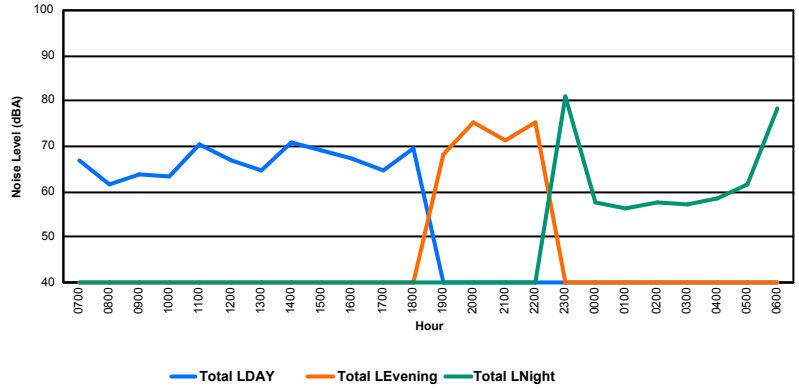

LE GOUVERNEMENT
DU GRAND-DUCHÉ DE LUXEMBOURG
Administration de la navigation aérienne

Luxembourg Airport

Noise Distribution by Hour

Between 20/09/2019 00:00:00 and 20/09/2019 23:59:59 (Local Time)

Day	Aircraft Events	Total LDEN dB (A)	Aircraft LDEN dB(A)	Background LDEN dB(A)	Total LDay dB(A)	Total LEvening dB(A)	Total LNight dB (A)
20/09/19 7:00	4	67.5	64.5	67.8	67.5	-	-
20/09/19 8:00	15	64.1	61.4	65.3	64.1	-	-
20/09/19 9:00	18	68.0	66.3	64.2	68.0	-	-
20/09/19 10:00	16	66.7	64.8	63.4	66.7	-	-
20/09/19 11:00	8	65.9	62.8	63.9	65.9	-	-
20/09/19 12:00	11	65.6	63.1	62.4	65.6	-	-
20/09/19 13:00	14	65.0	61.8	62.7	65.0	-	-
20/09/19 14:00	11	67.4	65.8	62.9	67.4	-	-
20/09/19 15:00	7	64.7	61.3	62.4	64.7	-	-
20/09/19 16:00	13	67.2	66.0	61.7	67.2	-	-
20/09/19 17:00	12	66.6	65.0	61.8	66.6	-	-
20/09/19 18:00	9	67.4	66.0	62.3	67.4	-	-
20/09/19 19:00	7	73.0	71.9	66.8	-	73.0	-
20/09/19 20:00	8	73.2	72.3	65.9	-	73.2	-
20/09/19 21:00	7	70.4	68.6	65.8	-	70.4	-
20/09/19 22:00	14	71.0	69.7	66.3	-	71.0	-
20/09/19 23:00	-	69.9	-	70.1	-	-	69.9
21/09/19 0:00	-	68.7	-	70.0	-	-	68.7
21/09/19 1:00	-	66.8	-	68.0	-	-	66.8
21/09/19 2:00	-	66.3	-	67.3	-	-	66.3
21/09/19 3:00	-	66.1	-	66.6	-	-	66.1
21/09/19 4:00	-	66.6	-	67.1	-	-	66.6
21/09/19 5:00	-	69.0	-	70.2	-	-	69.0
21/09/19 6:00	2	73.9	70.9	72.7	-	-	73.9
	176	**68.9**	**66.0**	**66.8**	**66.5**	**72.1**	**69.3**

Location: NDB-Hamm NMT # 4

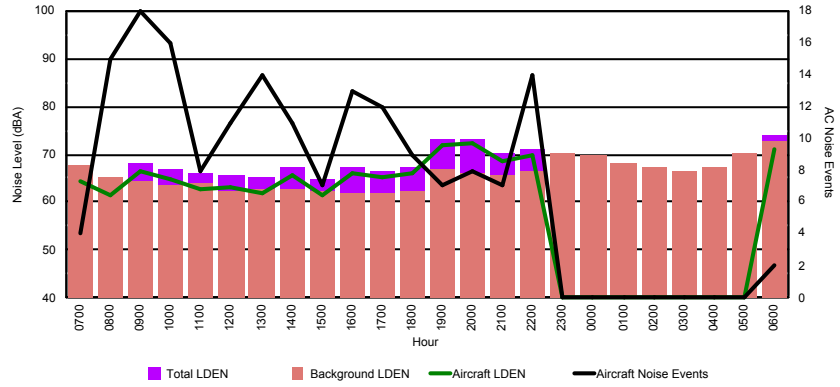

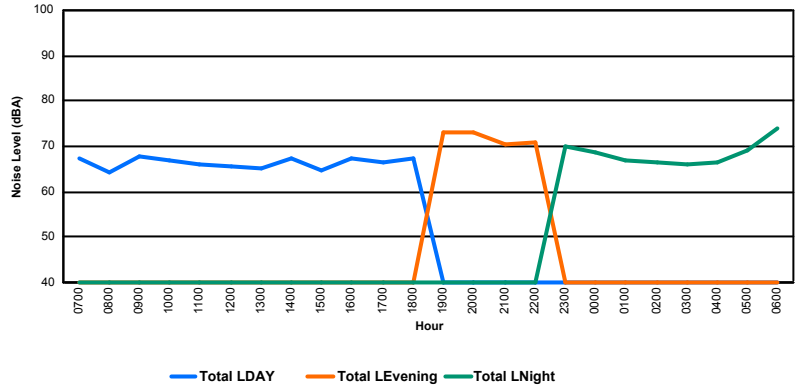

LE GOUVERNEMENT
DU GRAND-DUCHÉ DE LUXEMBOURG
Administration de la navigation aérienne

Luxembourg Airport

Noise Distribution by Hour

Between 21/09/2019 00:00:00 and 21/09/2019 23:59:59 (Local Time)

Day	Aircraft Events	Total LDEN dB (A)	Aircraft LDEN dB(A)	Background LDEN dB(A)	Total LDay dB(A)	Total LEvening dB(A)	Total LNight dB (A)
21/09/19 7:00	2	47.2	43.3	44.9	47.2	-	-
21/09/19 8:00	3	53.8	47.3	53.0	53.8	-	-
21/09/19 9:00	-	49.9	-	49.9	49.9	-	-
21/09/19 10:00	2	55.9	54.7	49.7	55.9	-	-
21/09/19 11:00	3	57.5	56.3	51.4	57.5	-	-
21/09/19 12:00	2	59.2	58.7	49.4	59.2	-	-
21/09/19 13:00	4	55.6	55.0	47.1	55.6	-	-
21/09/19 14:00	2	54.3	53.6	45.7	54.3	-	-
21/09/19 15:00	2	55.0	53.9	48.7	55.0	-	-
21/09/19 16:00	1	48.3	41.6	47.3	48.3	-	-
21/09/19 17:00	1	55.2	54.0	48.6	55.2	-	-
21/09/19 18:00	2	49.5	47.5	45.2	49.5	-	-
21/09/19 19:00	6	68.0	67.7	55.5	-	68.0	-
21/09/19 20:00	-	45.9	-	45.9	-	45.9	-
21/09/19 21:00	1	60.5	60.1	49.2	-	60.5	-
21/09/19 22:00	3	62.6	62.4	48.8	-	62.6	-
21/09/19 23:00	2	67.4	67.3	52.4	-	-	67.4
22/09/19 0:00	-	49.2	-	49.2	-	-	49.2
22/09/19 1:00	-	46.2	-	46.2	-	-	46.2
22/09/19 2:00	-	45.4	-	45.4	-	-	45.4
22/09/19 3:00	-	43.8	-	43.8	-	-	43.8
22/09/19 4:00	-	45.9	-	45.9	-	-	45.9
22/09/19 5:00	-	48.4	-	48.4	-	-	48.4
22/09/19 6:00	4	64.6	64.0	55.7	-	-	64.6
	40	**59.5**	**59.0**	**49.9**	**54.8**	**63.7**	**60.3**

Location: Roodt/Syr NMT # 1

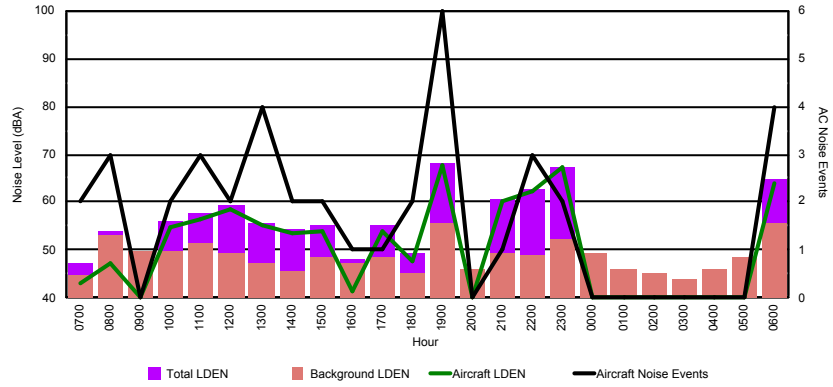

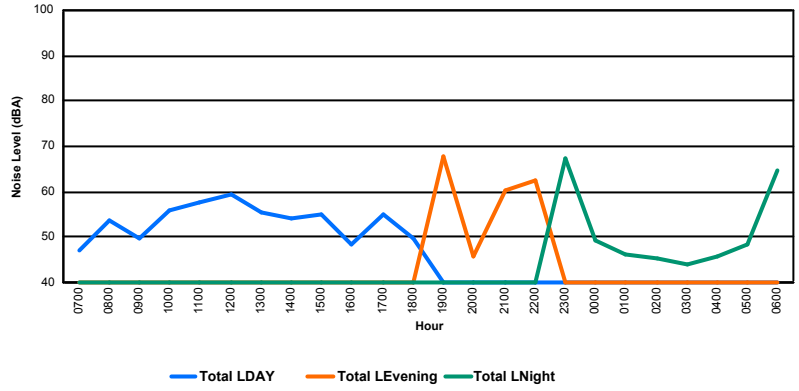

LE GOUVERNEMENT
DU GRAND-DUCHÉ DE LUXEMBOURG
Administration de la navigation aérienne

Luxembourg Airport

Noise Distribution by Hour

Between 21/09/2019 00:00:00 and 21/09/2019 23:59:59 (Local Time)

Day	Aircraft Events	Total LDEN dB (A)	Aircraft LDEN dB(A)	Background LDEN dB(A)	Total LDay dB(A)	Total LEvening dB(A)	Total LNight dB (A)
21/09/19 7:00	5	55.8	54.0	51.1	55.8	-	-
21/09/19 8:00	8	60.1	59.5	51.8	60.1	-	-
21/09/19 9:00	1	51.7	46.2	50.1	51.7	-	-
21/09/19 10:00	5	65.4	65.2	51.7	65.4	-	-
21/09/19 11:00	9	66.5	66.3	52.8	66.5	-	-
21/09/19 12:00	5	68.8	68.7	51.6	68.8	-	-
21/09/19 13:00	7	66.9	66.8	51.9	66.9	-	-
21/09/19 14:00	4	63.3	63.0	51.4	63.3	-	-
21/09/19 15:00	6	63.9	63.6	52.6	63.9	-	-
21/09/19 16:00	3	61.7	61.2	52.6	61.7	-	-
21/09/19 17:00	3	65.6	65.4	52.0	65.6	-	-
21/09/19 18:00	5	60.8	60.1	52.2	60.8	-	-
21/09/19 19:00	10	77.1	77.1	57.8	-	77.1	-
21/09/19 20:00	1	57.8	53.4	55.8	-	57.8	-
21/09/19 21:00	3	70.0	69.9	54.7	-	70.0	-
21/09/19 22:00	4	71.7	71.6	53.9	-	71.7	-
21/09/19 23:00	1	76.0	75.9	58.2	-	-	76.0
22/09/19 0:00	-	56.8	-	56.8	-	-	56.8
22/09/19 1:00	-	54.5	-	54.5	-	-	54.5
22/09/19 2:00	-	53.9	-	53.9	-	-	53.9
22/09/19 3:00	-	52.4	-	52.4	-	-	52.4
22/09/19 4:00	-	53.1	-	53.1	-	-	53.1
22/09/19 5:00	-	55.3	-	55.3	-	-	55.3
22/09/19 6:00	9	76.0	75.8	60.2	-	-	76.0
	89	**69.0**	**68.8**	**54.5**	**64.4**	**72.8**	**70.1**

Location: DVOR NMT # 2

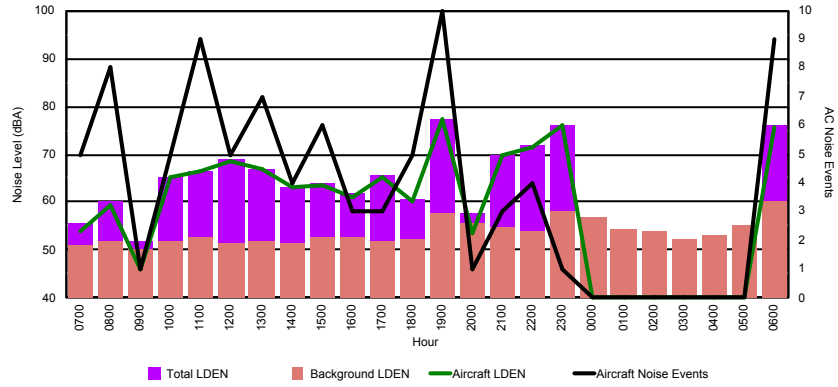

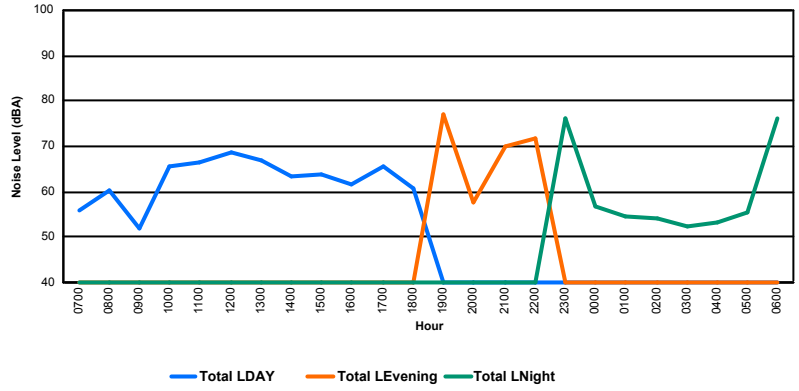

LE GOUVERNEMENT
DU GRAND-DUCHÉ DE LUXEMBOURG
Administration de la navigation aérienne

Luxembourg Airport
Noise Distribution by Hour

Between 21/09/2019 00:00:00 and 21/09/2019 23:59:59 (Local Time)

Day	Aircraft Events	Total LDEN dB (A)	Aircraft LDEN dB(A)	Background LDEN dB(A)	Total LDay dB(A)	Total LEvening dB(A)	Total LNight dB (A)
21/09/19 7:00	7	61.9	58.9	58.9	61.9	-	-
21/09/19 8:00	10	67.7	65.9	63.1	67.7	-	-
21/09/19 9:00	3	56.8	54.8	52.7	56.8	-	-
21/09/19 10:00	10	66.4	65.9	56.6	66.4	-	-
21/09/19 11:00	10	67.8	67.6	52.7	67.8	-	-
21/09/19 12:00	6	68.5	68.3	55.5	68.5	-	-
21/09/19 13:00	7	68.2	67.7	58.0	68.2	-	-
21/09/19 14:00	5	62.9	62.3	53.3	62.9	-	-
21/09/19 15:00	7	66.1	65.1	59.2	66.1	-	-
21/09/19 16:00	3	63.9	62.4	58.5	63.9	-	-
21/09/19 17:00	3	65.7	64.9	57.7	65.7	-	-
21/09/19 18:00	6	65.1	63.6	60.0	65.1	-	-
21/09/19 19:00	10	77.3	76.4	70.0	-	77.3	-
21/09/19 20:00	2	60.8	59.0	56.1	-	60.8	-
21/09/19 21:00	3	71.8	69.5	67.9	-	71.8	-
21/09/19 22:00	5	72.3	72.0	60.8	-	72.3	-
21/09/19 23:00	1	74.3	73.9	62.7	-	-	74.3
22/09/19 0:00	-	53.9	-	53.9	-	-	53.9
22/09/19 1:00	-	64.6	-	64.7	-	-	64.6
22/09/19 2:00	-	49.4	-	49.4	-	-	49.4
22/09/19 3:00	-	48.4	-	48.4	-	-	48.4
22/09/19 4:00	-	53.2	-	53.2	-	-	53.2
22/09/19 5:00	-	58.2	-	58.2	-	-	58.2
22/09/19 6:00	10	78.9	78.4	70.3	-	-	78.9
	108	**70.1**	**69.3**	**62.5**	**66.0**	**73.4**	**71.3**

Location: Mid Runway NMT # 3

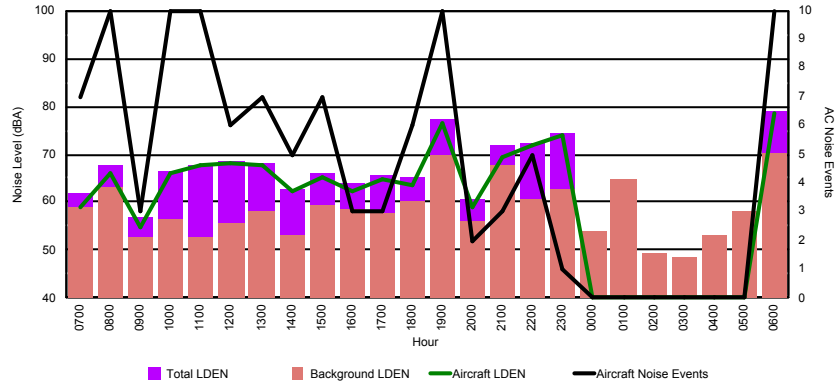

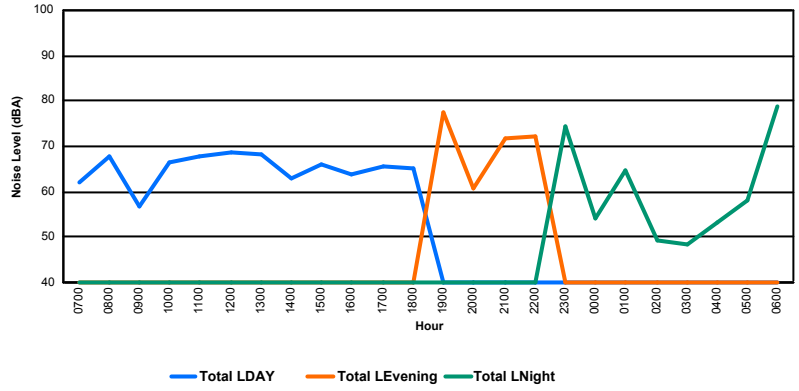

LE GOUVERNEMENT
DU GRAND-DUCHÉ DE LUXEMBOURG
Administration de la navigation aérienne

Luxembourg Airport

Noise Distribution by Hour

Between 21/09/2019 00:00:00 and 21/09/2019 23:59:59 (Local Time)

Day	Aircraft Events	Total LDEN dB (A)	Aircraft LDEN dB(A)	Background LDEN dB(A)	Total LDay dB(A)	Total LEvening dB(A)	Total LNight dB (A)
21/09/19 7:00	5	65.2	62.9	63.3	65.2	-	-
21/09/19 8:00	8	71.4	71.0	64.3	71.4	-	-
21/09/19 9:00	4	63.5	59.7	61.4	63.5	-	-
21/09/19 10:00	11	71.0	70.5	61.2	71.0	-	-
21/09/19 11:00	3	62.6	58.4	60.7	62.6	-	-
21/09/19 12:00	6	66.1	64.9	60.2	66.1	-	-
21/09/19 13:00	6	66.3	65.0	60.4	66.3	-	-
21/09/19 14:00	7	65.6	64.1	60.6	65.6	-	-
21/09/19 15:00	2	69.5	69.0	60.1	69.5	-	-
21/09/19 16:00	4	65.5	64.1	60.1	65.5	-	-
21/09/19 17:00	9	67.5	66.7	60.5	67.5	-	-
21/09/19 18:00	9	68.6	68.0	60.2	68.6	-	-
21/09/19 19:00	4	69.9	68.1	65.2	-	69.9	-
21/09/19 20:00	8	70.5	69.2	64.5	-	70.5	-
21/09/19 21:00	5	70.3	69.2	63.8	-	70.3	-
21/09/19 22:00	6	68.9	67.5	63.8	-	68.9	-
21/09/19 23:00	2	71.3	68.4	68.2	-	-	71.3
22/09/19 0:00	2	70.0	66.1	69.5	-	-	70.0
22/09/19 1:00	-	67.1	-	68.3	-	-	67.1
22/09/19 2:00	-	64.7	-	65.6	-	-	64.7
22/09/19 3:00	-	64.9	-	65.0	-	-	64.9
22/09/19 4:00	-	64.4	-	64.5	-	-	64.4
22/09/19 5:00	-	66.4	-	66.9	-	-	66.4
22/09/19 6:00	3	73.2	71.9	68.1	-	-	73.2
	104	**68.6**	**66.7**	**64.7**	**67.7**	**69.9**	**68.9**

Location: NDB-Hamm NMT # 4

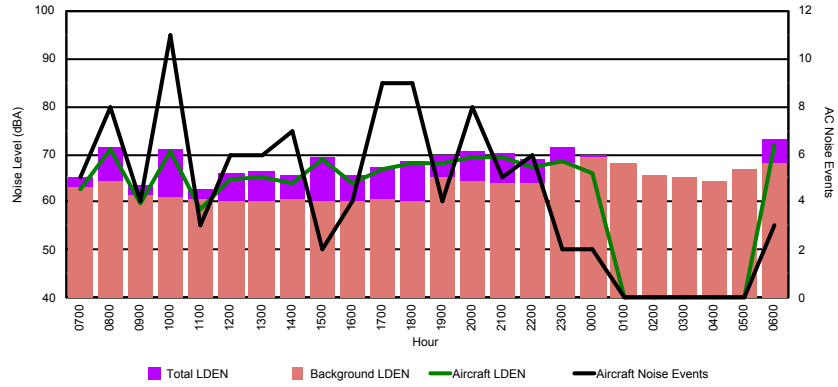

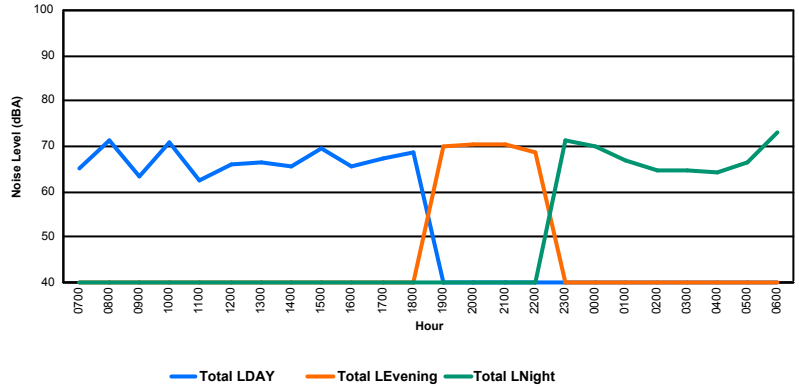

LE GOUVERNEMENT
DU GRAND-DUCHÉ DE LUXEMBOURG
Administration de la navigation aérienne

Luxembourg Airport

Noise Distribution by Hour

Between 22/09/2019 00:00:00 and 22/09/2019 23:59:59 (Local Time)

Day	Aircraft Events	Total LDEN dB (A)	Aircraft LDEN dB(A)	Background LDEN dB(A)	Total LDay dB(A)	Total LEvening dB(A)	Total LNight dB (A)
22/09/19 7:00	3	56.1	55.8	44.1	56.1	-	-
22/09/19 8:00	1	47.5	43.9	45.1	47.5	-	-
22/09/19 9:00	1	50.0	47.3	46.8	50.0	-	-
22/09/19 10:00	2	58.0	57.6	47.5	58.0	-	-
22/09/19 11:00	9	58.3	57.7	49.9	58.3	-	-
22/09/19 12:00	3	53.5	52.6	46.3	53.5	-	-
22/09/19 13:00	7	58.2	57.6	49.4	58.2	-	-
22/09/19 14:00	4	57.5	56.4	51.0	57.5	-	-
22/09/19 15:00	10	60.7	60.1	52.6	60.7	-	-
22/09/19 16:00	4	53.5	52.0	48.2	53.5	-	-
22/09/19 17:00	14	56.7	55.6	50.4	56.7	-	-
22/09/19 18:00	9	59.6	58.8	52.3	59.6	-	-
22/09/19 19:00	6	65.4	65.1	54.1	-	65.4	-
22/09/19 20:00	5	59.6	58.3	53.8	-	59.6	-
22/09/19 21:00	4	60.1	59.1	53.4	-	60.1	-
22/09/19 22:00	11	62.2	61.5	54.3	-	62.2	-
22/09/19 23:00	4	63.3	62.5	55.5	-	-	63.3
23/09/19 0:00	1	57.0	53.2	54.8	-	-	57.0
23/09/19 1:00	2	67.3	67.2	48.8	-	-	67.3
23/09/19 2:00	-	53.7	-	53.7	-	-	53.7
23/09/19 3:00	-	44.6	-	44.6	-	-	44.6
23/09/19 4:00	-	48.7	-	48.7	-	-	48.7
23/09/19 5:00	1	64.0	63.7	50.5	-	-	64.0
23/09/19 6:00	-	58.3	-	58.3	-	-	58.3
	101	**60.1**	**59.4**	**52.1**	**57.1**	**62.5**	**61.6**

Location: Roodt/Syr NMT # 1

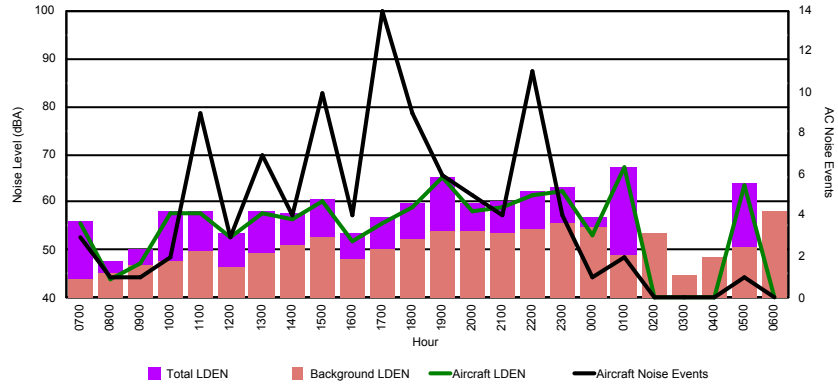

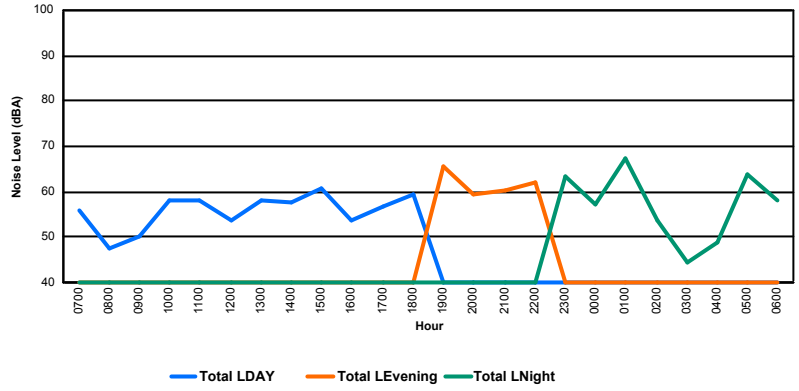

LE GOUVERNEMENT
DU GRAND-DUCHÉ DE LUXEMBOURG
Administration de la navigation aérienne

Luxembourg Airport

Noise Distribution by Hour

Between 22/09/2019 00:00:00 and 22/09/2019 23:59:59 (Local Time)

Day	Aircraft Events	Total LDEN dB (A)	Aircraft LDEN dB(A)	Background LDEN dB(A)	Total LDay dB(A)	Total LEvening dB(A)	Total LNight dB (A)
22/09/19 7:00	6	66.9	66.9	48.4	66.9	-	-
22/09/19 8:00	2	55.1	53.5	50.2	55.1	-	-
22/09/19 9:00	3	61.8	61.4	51.3	61.8	-	-
22/09/19 10:00	4	67.5	67.4	52.3	67.5	-	-
22/09/19 11:00	9	70.8	70.8	52.8	70.8	-	-
22/09/19 12:00	3	65.9	65.7	52.5	65.9	-	-
22/09/19 13:00	10	72.1	72.0	53.5	72.1	-	-
22/09/19 14:00	6	72.0	71.8	54.4	72.0	-	-
22/09/19 15:00	10	73.9	73.9	54.8	73.9	-	-
22/09/19 16:00	6	65.7	65.5	53.0	65.7	-	-
22/09/19 17:00	13	69.5	69.4	52.4	69.5	-	-
22/09/19 18:00	11	73.3	73.2	57.7	73.3	-	-
22/09/19 19:00	6	80.1	80.0	60.8	-	80.1	-
22/09/19 20:00	6	73.4	73.2	61.0	-	73.4	-
22/09/19 21:00	4	73.1	72.9	60.4	-	73.1	-
22/09/19 22:00	12	75.8	75.7	61.0	-	75.8	-
22/09/19 23:00	5	76.8	76.7	60.5	-	-	76.8
23/09/19 0:00	1	68.2	67.5	59.9	-	-	68.2
23/09/19 1:00	2	80.6	80.6	57.1	-	-	80.6
23/09/19 2:00	-	58.9	-	58.9	-	-	58.9
23/09/19 3:00	-	55.9	-	55.9	-	-	55.9
23/09/19 4:00	-	57.1	-	57.1	-	-	57.1
23/09/19 5:00	-	60.6	-	60.6	-	-	60.6
23/09/19 6:00	1	77.4	77.1	65.0	-	-	77.4
	120	**73.4**	**73.3**	**58.2**	**70.0**	**76.6**	**74.5**

Location: DVOR NMT # 2

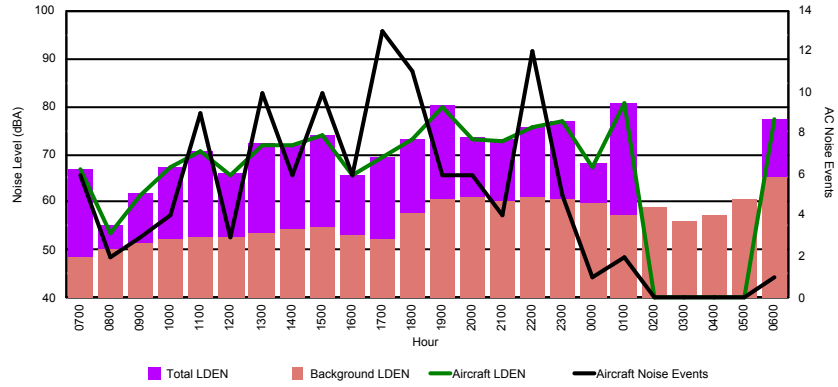

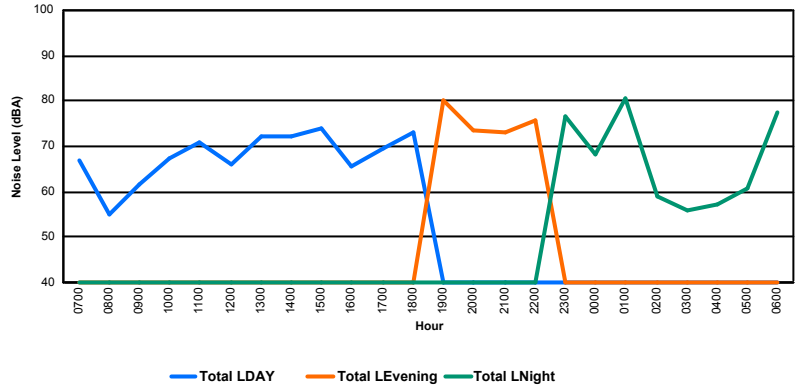

LE GOUVERNEMENT
DU GRAND-DUCHÉ DE LUXEMBOURG
Administration de la navigation aérienne

Luxembourg Airport

Noise Distribution by Hour

Between 22/09/2019 00:00:00 and 22/09/2019 23:59:59 (Local Time)

Day	Aircraft Events	Total LDEN dB (A)	Aircraft LDEN dB(A)	Background LDEN dB(A)	Total LDay dB(A)	Total LEvening dB(A)	Total LNight dB (A)
22/09/19 7:00	5	65.2	64.7	55.8	65.2	-	-
22/09/19 8:00	3	57.8	56.5	51.9	57.8	-	-
22/09/19 9:00	2	63.9	63.5	53.6	63.9	-	-
22/09/19 10:00	7	69.9	69.7	58.1	69.9	-	-
22/09/19 11:00	5	70.2	69.5	62.3	70.2	-	-
22/09/19 12:00	8	67.4	63.1	65.4	67.4	-	-
22/09/19 13:00	5	77.0	76.8	61.9	77.0	-	-
22/09/19 14:00	12	73.5	67.7	72.2	73.5	-	-
22/09/19 15:00	11	71.7	70.3	66.1	71.7	-	-
22/09/19 16:00	8	69.3	68.3	62.2	69.3	-	-
22/09/19 17:00	6	67.4	64.7	64.2	67.4	-	-
22/09/19 18:00	17	73.5	72.2	67.8	73.5	-	-
22/09/19 19:00	10	81.2	75.5	79.9	-	81.2	-
22/09/19 20:00	5	75.8	75.5	64.3	-	75.8	-
22/09/19 21:00	5	78.6	75.8	75.4	-	78.6	-
22/09/19 22:00	4	73.5	60.3	73.3	-	73.5	-
22/09/19 23:00	2	73.8	72.1	68.8	-	-	73.8
23/09/19 0:00	-	64.0	-	64.1	-	-	64.0
23/09/19 1:00	-	72.5	-	72.5	-	-	72.5
23/09/19 2:00	-	55.4	-	55.4	-	-	55.4
23/09/19 3:00	1	68.6	68.5	52.4	-	-	68.6
23/09/19 4:00	-	53.9	-	53.9	-	-	53.9
23/09/19 5:00	-	57.2	-	57.2	-	-	57.2
23/09/19 6:00	9	79.7	76.9	76.5	-	-	79.7
	125	**73.7**	**71.0**	**70.5**	**71.1**	**78.2**	**72.6**

Location: Mid Runway NMT # 3

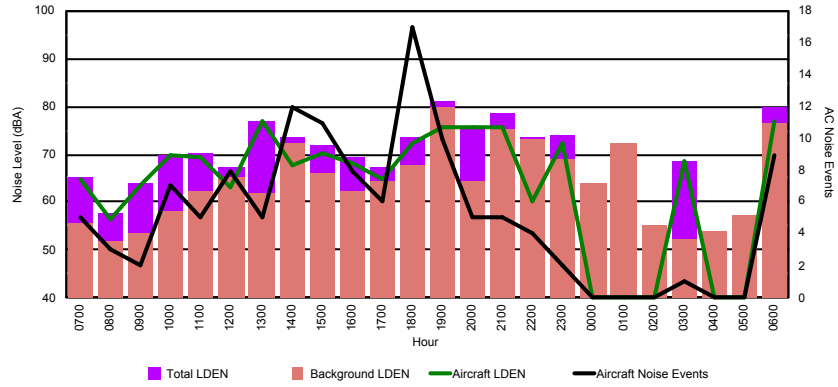

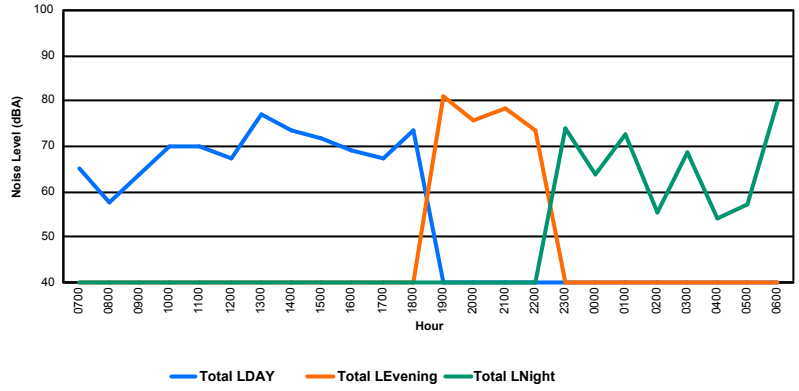

LE GOUVERNEMENT
DU GRAND-DUCHÉ DE LUXEMBOURG
Administration de la navigation aérienne

Luxembourg Airport
Noise Distribution by Hour

Between 22/09/2019 00:00:00 and 22/09/2019 23:59:59 (Local Time)

Day	Aircraft Events	Total LDEN dB (A)	Aircraft LDEN dB(A)	Background LDEN dB(A)	Total LDay dB(A)	Total LEvening dB(A)	Total LNight dB (A)
22/09/19 7:00	3	58.0	53.6	56.6	58.0	-	-
22/09/19 8:00	3	62.4	61.1	57.2	62.4	-	-
22/09/19 9:00	4	63.5	62.0	58.3	63.5	-	-
22/09/19 10:00	9	68.5	68.1	58.9	68.5	-	-
22/09/19 11:00	6	68.0	67.4	59.5	68.0	-	-
22/09/19 12:00	7	62.7	60.3	59.3	62.7	-	-
22/09/19 13:00	4	65.3	64.4	58.5	65.3	-	-
22/09/19 14:00	9	68.2	67.7	59.0	68.2	-	-
22/09/19 15:00	5	65.6	64.7	58.5	65.6	-	-
22/09/19 16:00	7	65.1	64.1	58.1	65.1	-	-
22/09/19 17:00	5	62.7	60.2	59.4	62.7	-	-
22/09/19 18:00	11	65.1	63.5	60.4	65.1	-	-
22/09/19 19:00	10	75.2	74.9	63.5	-	75.2	-
22/09/19 20:00	5	72.8	72.5	61.3	-	72.8	-
22/09/19 21:00	8	74.8	74.6	60.9	-	74.8	-
22/09/19 22:00	1	72.8	72.5	60.1	-	72.8	-
22/09/19 23:00	1	73.8	73.3	64.2	-	-	73.8
23/09/19 0:00	-	63.5	-	64.3	-	-	63.5
23/09/19 1:00	-	61.7	-	62.2	-	-	61.7
23/09/19 2:00	-	63.7	-	64.6	-	-	63.7
23/09/19 3:00	1	65.0	57.8	64.2	-	-	65.0
23/09/19 4:00	-	66.3	-	66.8	-	-	66.3
23/09/19 5:00	-	69.6	-	71.2	-	-	69.6
23/09/19 6:00	15	77.5	77.0	73.5	-	-	77.5
	114	**70.1**	**69.2**	**64.5**	**65.4**	**74.0**	**71.1**

Location: NDB-Hamm NMT # 4

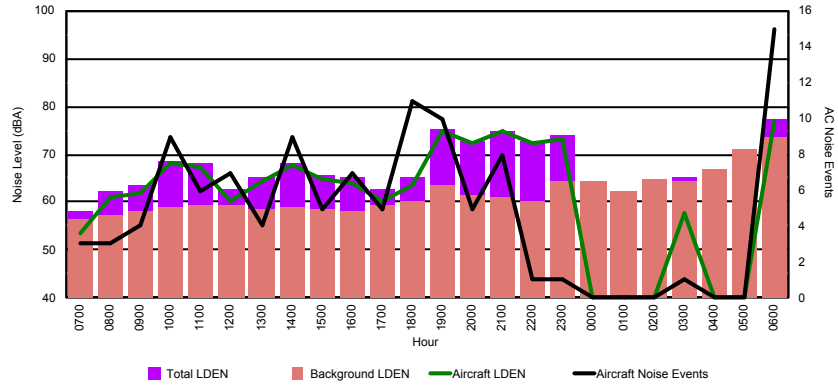

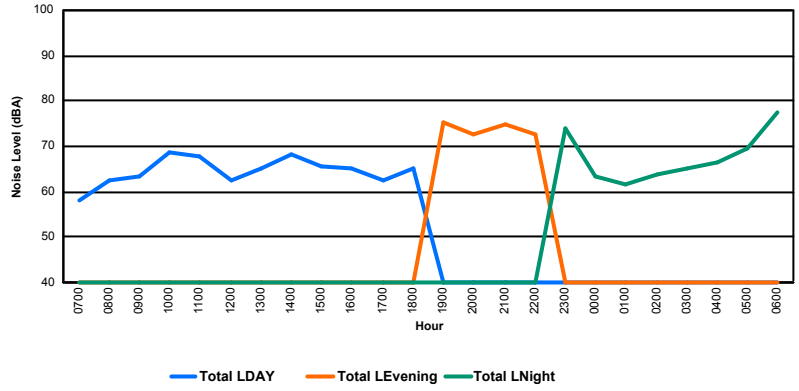

LE GOUVERNEMENT
DU GRAND-DUCHÉ DE LUXEMBOURG
Administration de la navigation aérienne

Luxembourg Airport

Noise Distribution by Hour

Between 23/09/2019 00:00:00 and 23/09/2019 23:59:59 (Local Time)

Day	Aircraft Events	Total LDEN dB (A)	Aircraft LDEN dB(A)	Background LDEN dB(A)	Total LDay dB(A)	Total LEvening dB(A)	Total LNight dB (A)
23/09/19 7:00	2	55.4	54.8	47.0	55.4	-	-
23/09/19 8:00	4	57.0	56.6	47.4	57.0	-	-
23/09/19 9:00	9	55.9	54.0	51.6	55.9	-	-
23/09/19 10:00	9	55.6	53.8	51.2	55.6	-	-
23/09/19 11:00	6	55.7	53.7	51.5	55.7	-	-
23/09/19 12:00	7	59.9	59.4	49.9	59.9	-	-
23/09/19 13:00	5	54.6	50.4	52.7	54.6	-	-
23/09/19 14:00	7	55.9	54.2	51.3	55.9	-	-
23/09/19 15:00	10	59.6	58.9	51.6	59.6	-	-
23/09/19 16:00	7	55.4	53.9	50.4	55.4	-	-
23/09/19 17:00	6	56.9	56.0	49.7	56.9	-	-
23/09/19 18:00	11	59.7	59.0	51.8	59.7	-	-
23/09/19 19:00	1	53.5	50.5	50.5	-	53.5	-
23/09/19 20:00	6	63.1	62.7	52.8	-	63.1	-
23/09/19 21:00	7	62.4	61.8	53.7	-	62.4	-
23/09/19 22:00	12	61.5	60.7	54.1	-	61.5	-
23/09/19 23:00	5	68.6	68.3	55.8	-	-	68.6
24/09/19 0:00	-	55.0	-	55.0	-	-	55.0
24/09/19 1:00	-	47.8	-	47.8	-	-	47.8
24/09/19 2:00	-	47.7	-	47.7	-	-	47.7
24/09/19 3:00	-	47.1	-	47.1	-	-	47.1
24/09/19 4:00	-	52.0	-	52.0	-	-	52.0
24/09/19 5:00	-	56.1	-	56.1	-	-	56.1
24/09/19 6:00	1	66.5	66.0	57.3	-	-	66.5
	115	**60.1**	**59.3**	**52.4**	**57.2**	**61.3**	**62.0**

Location: Roodt/Syr NMT # 1

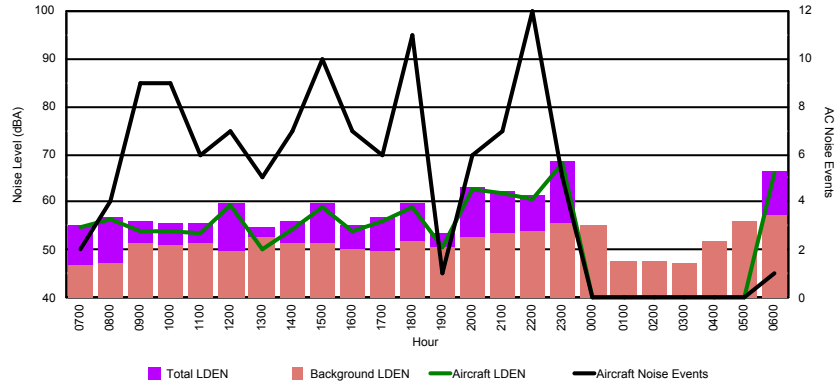

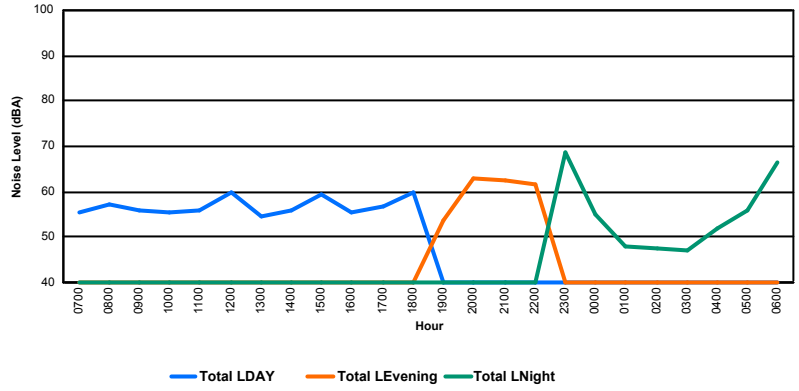

LE GOUVERNEMENT
DU GRAND-DUCHÉ DE LUXEMBOURG
Administration de la navigation aérienne

Luxembourg Airport

Noise Distribution by Hour

Between 23/09/2019 00:00:00 and 23/09/2019 23:59:59 (Local Time)

Day	Aircraft Events	Total LDEN dB (A)	Aircraft LDEN dB(A)	Background LDEN dB(A)	Total LDay dB(A)	Total LEvening dB(A)	Total LNight dB (A)
23/09/19 7:00	2	68.3	68.1	54.9	68.3	-	-
23/09/19 8:00	4	68.3	68.1	54.7	68.3	-	-
23/09/19 9:00	10	68.0	67.8	55.3	68.0	-	-
23/09/19 10:00	10	67.6	67.4	55.0	67.6	-	-
23/09/19 11:00	7	68.0	67.9	54.1	68.0	-	-
23/09/19 12:00	7	72.0	72.0	54.2	72.0	-	-
23/09/19 13:00	6	65.0	64.7	54.3	65.0	-	-
23/09/19 14:00	6	68.4	68.3	53.8	68.4	-	-
23/09/19 15:00	9	71.7	71.7	54.9	71.7	-	-
23/09/19 16:00	7	67.5	67.3	54.1	67.5	-	-
23/09/19 17:00	9	69.5	69.4	54.4	69.5	-	-
23/09/19 18:00	11	72.7	72.6	55.3	72.7	-	-
23/09/19 19:00	1	63.7	62.6	57.2	-	63.7	-
23/09/19 20:00	6	76.9	76.8	57.5	-	76.9	-
23/09/19 21:00	7	75.2	75.1	61.0	-	75.2	-
23/09/19 22:00	12	74.5	74.3	59.1	-	74.5	-
23/09/19 23:00	5	81.7	81.6	64.9	-	-	81.7
24/09/19 0:00	-	56.6	-	56.6	-	-	56.6
24/09/19 1:00	-	56.7	-	56.7	-	-	56.7
24/09/19 2:00	-	55.6	-	55.6	-	-	55.6
24/09/19 3:00	-	54.5	-	54.5	-	-	54.5
24/09/19 4:00	-	57.3	-	57.3	-	-	57.3
24/09/19 5:00	-	61.4	-	61.4	-	-	61.4
24/09/19 6:00	3	81.2	81.0	67.4	-	-	81.2
	122	**73.2**	**73.0**	**58.9**	**69.5**	**74.5**	**75.5**

Location: DVOR NMT # 2

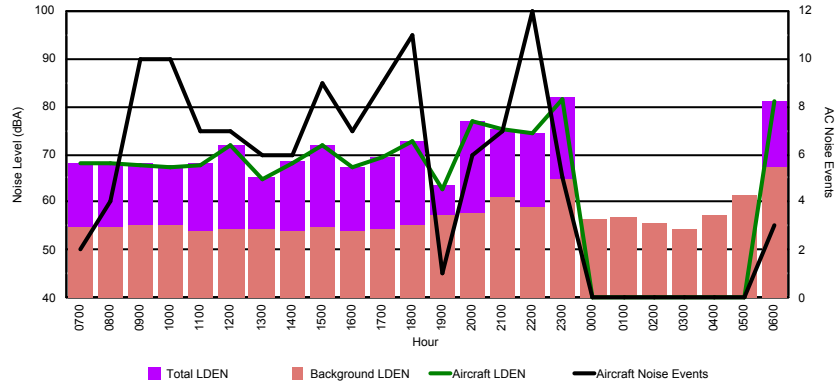

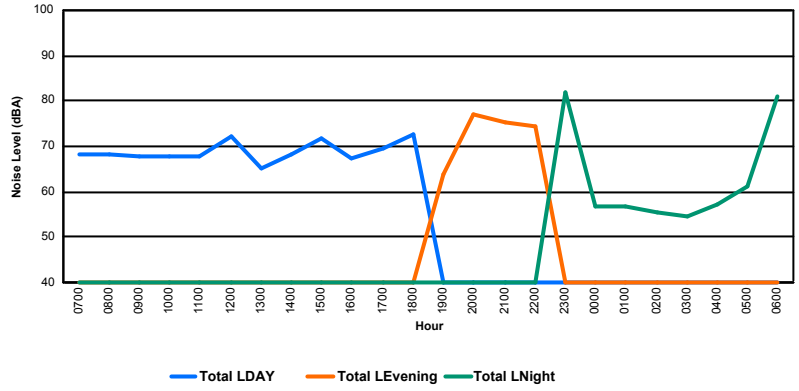

LE GOUVERNEMENT
DU GRAND-DUCHÉ DE LUXEMBOURG
Administration de la navigation aérienne

Luxembourg Airport

Noise Distribution by Hour

Between 23/09/2019 00:00:00 and 23/09/2019 23:59:59 (Local Time)

Day	Aircraft Events	Total LDEN dB (A)	Aircraft LDEN dB(A)	Background LDEN dB(A)	Total LDay dB(A)	Total LEvening dB(A)	Total LNight dB (A)
23/09/19 7:00	4	69.5	63.9	68.1	69.5	-	-
23/09/19 8:00	3	64.1	61.3	61.0	64.1	-	-
23/09/19 9:00	5	68.5	67.7	60.9	68.5	-	-
23/09/19 10:00	9	69.9	65.2	68.1	69.9	-	-
23/09/19 11:00	4	67.8	59.8	67.1	67.8	-	-
23/09/19 12:00	6	70.7	66.6	68.6	70.7	-	-
23/09/19 13:00	3	64.6	58.2	63.5	64.6	-	-
23/09/19 14:00	11	67.0	64.2	63.9	67.0	-	-
23/09/19 15:00	11	68.5	67.7	61.1	68.5	-	-
23/09/19 16:00	11	66.0	65.6	56.1	66.0	-	-
23/09/19 17:00	12	70.2	69.6	61.9	70.2	-	-
23/09/19 18:00	12	69.6	65.8	67.3	69.6	-	-
23/09/19 19:00	7	74.4	72.0	70.7	-	74.4	-
23/09/19 20:00	4	70.1	69.4	61.9	-	70.1	-
23/09/19 21:00	8	75.5	73.6	71.2	-	75.5	-
23/09/19 22:00	4	73.9	69.7	71.8	-	73.9	-
23/09/19 23:00	3	80.4	73.1	79.4	-	-	80.4
24/09/19 0:00	-	55.1	-	55.1	-	-	55.1
24/09/19 1:00	-	54.8	-	54.8	-	-	54.8
24/09/19 2:00	-	57.8	-	57.9	-	-	57.8
24/09/19 3:00	-	55.4	-	55.4	-	-	55.4
24/09/19 4:00	-	55.5	-	55.5	-	-	55.5
24/09/19 5:00	-	56.4	-	56.4	-	-	56.4
24/09/19 6:00	8	80.6	78.3	76.7	-	-	80.6
	125	**72.3**	**69.0**	**69.6**	**68.5**	**73.9**	**74.5**

Location: Mid Runway NMT # 3

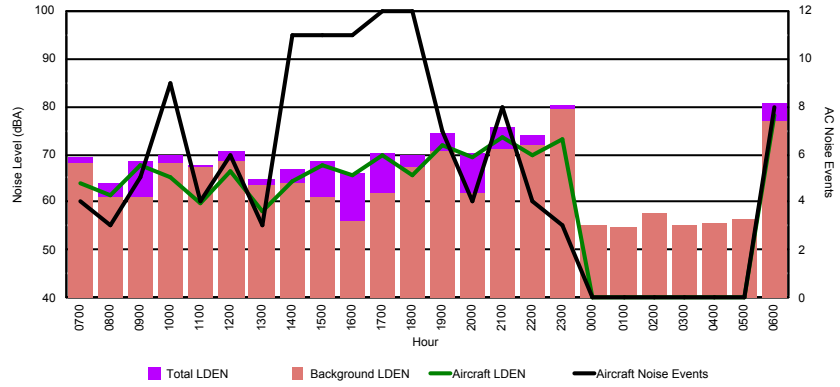

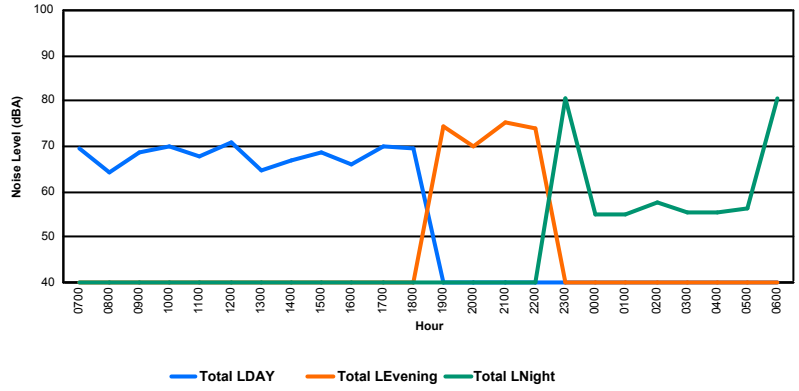

LE GOUVERNEMENT
DU GRAND-DUCHÉ DE LUXEMBOURG
Administration de la navigation aérienne

Luxembourg Airport

Noise Distribution by Hour

Between 23/09/2019 00:00:00 and 23/09/2019 23:59:59 (Local Time)

Day	Aircraft Events	Total LDEN dB (A)	Aircraft LDEN dB(A)	Background LDEN dB(A)	Total LDay dB(A)	Total LEvening dB(A)	Total LNight dB (A)
23/09/19 7:00	6	66.2	64.6	65.0	66.2	-	-
23/09/19 8:00	5	65.4	61.8	69.2	65.4	-	-
23/09/19 9:00	4	67.5	66.4	61.2	67.5	-	-
23/09/19 10:00	11	65.1	63.0	61.4	65.1	-	-
23/09/19 11:00	9	63.5	59.9	61.3	63.5	-	-
23/09/19 12:00	6	67.7	66.9	60.2	67.7	-	-
23/09/19 13:00	4	63.8	60.4	61.3	63.8	-	-
23/09/19 14:00	6	66.0	64.3	61.4	66.0	-	-
23/09/19 15:00	6	66.3	65.0	60.8	66.3	-	-
23/09/19 16:00	8	63.3	59.9	60.8	63.3	-	-
23/09/19 17:00	10	67.0	66.2	59.8	67.0	-	-
23/09/19 18:00	13	66.9	66.0	59.9	66.9	-	-
23/09/19 19:00	10	71.8	70.8	65.6	-	71.8	-
23/09/19 20:00	1	66.1	49.9	66.0	-	66.1	-
23/09/19 21:00	7	72.6	71.8	65.3	-	72.6	-
23/09/19 22:00	4	71.8	70.8	65.1	-	71.8	-
23/09/19 23:00	2	78.3	78.0	67.6	-	-	78.3
24/09/19 0:00	-	65.1	-	66.1	-	-	65.1
24/09/19 1:00	-	63.0	-	63.6	-	-	63.0
24/09/19 2:00	-	63.1	-	63.7	-	-	63.1
24/09/19 3:00	-	64.4	-	64.6	-	-	64.4
24/09/19 4:00	-	66.6	-	67.3	-	-	66.6
24/09/19 5:00	-	70.0	-	71.5	-	-	70.0
24/09/19 6:00	13	76.8	75.6	74.7	-	-	76.8
	125	**70.0**	**68.5**	**66.4**	**66.0**	**71.2**	**72.4**

Location: NDB-Hamm NMT # 4

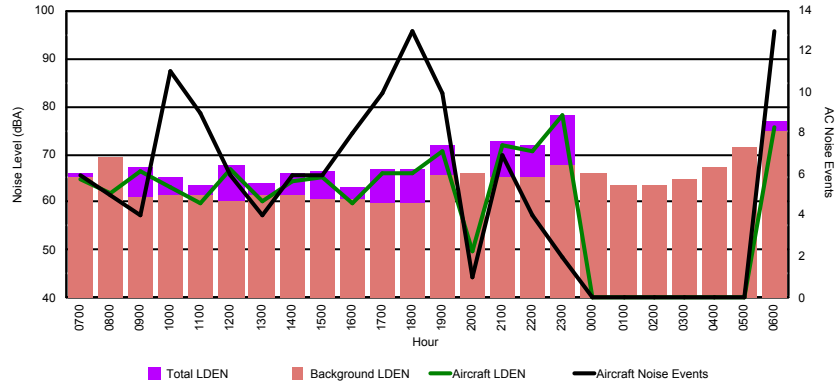

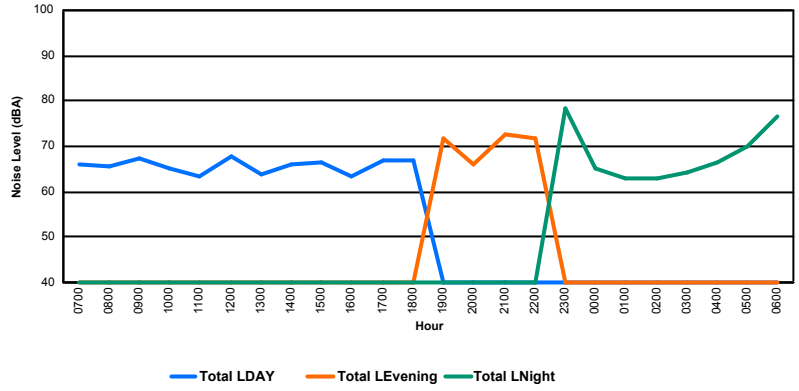

LE GOUVERNEMENT
DU GRAND-DUCHÉ DE LUXEMBOURG
Administration de la navigation aérienne

Luxembourg Airport

Noise Distribution by Hour

Between 24/09/2019 00:00:00 and 24/09/2019 23:59:59 (Local Time)

Day	Aircraft Events	Total LDEN dB (A)	Aircraft LDEN dB(A)	Background LDEN dB(A)	Total LDay dB(A)	Total LEvening dB(A)	Total LNight dB (A)
24/09/19 7:00	1	52.9	45.8	52.0	52.9	-	-
24/09/19 8:00	4	53.3	51.2	49.1	53.3	-	-
24/09/19 9:00	8	56.9	54.5	53.4	56.9	-	-
24/09/19 10:00	11	58.8	57.5	53.3	58.8	-	-
24/09/19 11:00	6	55.9	54.8	49.7	55.9	-	-
24/09/19 12:00	4	55.4	54.7	47.9	55.4	-	-
24/09/19 13:00	11	59.1	58.5	50.7	59.1	-	-
24/09/19 14:00	5	57.9	56.8	51.5	57.9	-	-
24/09/19 15:00	10	62.3	62.0	50.9	62.3	-	-
24/09/19 16:00	9	60.3	59.9	50.9	60.3	-	-
24/09/19 17:00	8	59.7	59.2	50.0	59.7	-	-
24/09/19 18:00	10	56.6	55.5	50.6	56.6	-	-
24/09/19 19:00	5	58.3	55.8	54.9	-	58.3	-
24/09/19 20:00	5	60.0	59.1	52.9	-	60.0	-
24/09/19 21:00	3	57.4	55.4	53.3	-	57.4	-
24/09/19 22:00	10	61.8	61.3	52.7	-	61.8	-
24/09/19 23:00	7	68.0	67.5	58.8	-	-	68.0
25/09/19 0:00	-	51.5	-	51.5	-	-	51.5
25/09/19 1:00	-	55.1	-	55.1	-	-	55.1
25/09/19 2:00	-	52.8	-	52.8	-	-	52.8
25/09/19 3:00	-	52.2	-	52.2	-	-	52.2
25/09/19 4:00	-	52.1	-	52.1	-	-	52.1
25/09/19 5:00	-	57.8	-	57.9	-	-	57.8
25/09/19 6:00	1	59.0	54.2	57.3	-	-	59.0
	118	**59.3**	**58.1**	**53.5**	**58.2**	**59.7**	**60.4**

Location: Roodt/Syr NMT # 1

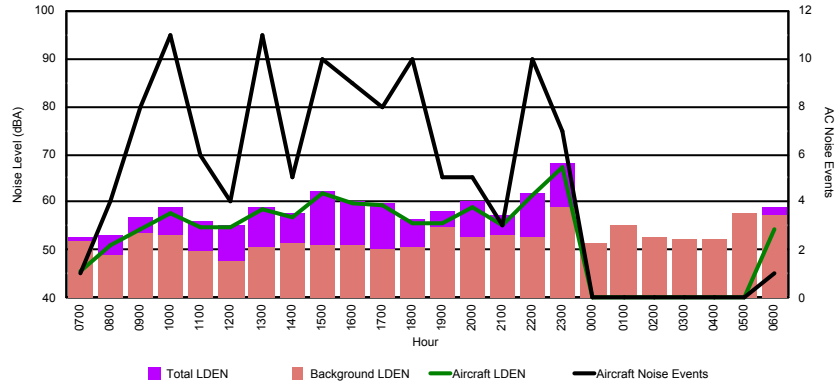

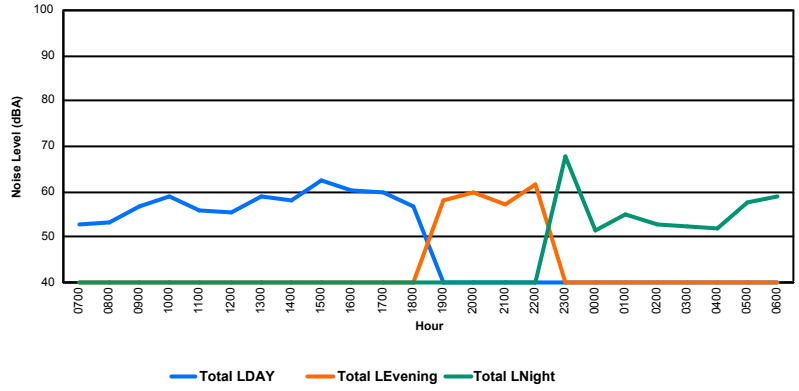

LE GOUVERNEMENT
DU GRAND-DUCHÉ DE LUXEMBOURG
Administration de la navigation aérienne

Luxembourg Airport

Noise Distribution by Hour

Between 24/09/2019 00:00:00 and 24/09/2019 23:59:59 (Local Time)

Day	Aircraft Events	Total LDEN dB (A)	Aircraft LDEN dB(A)	Background LDEN dB(A)	Total LDay dB(A)	Total LEvening dB(A)	Total LNight dB (A)
24/09/19 7:00	1	59.1	57.2	54.6	59.1	-	-
24/09/19 8:00	4	63.8	63.6	51.4	63.8	-	-
24/09/19 9:00	8	67.4	67.2	54.9	67.4	-	-
24/09/19 10:00	11	70.4	70.2	54.5	70.4	-	-
24/09/19 11:00	8	68.3	68.2	54.5	68.3	-	-
24/09/19 12:00	3	68.1	68.0	54.8	68.1	-	-
24/09/19 13:00	12	73.1	73.0	56.2	73.1	-	-
24/09/19 14:00	6	70.2	70.0	56.2	70.2	-	-
24/09/19 15:00	11	75.0	75.0	55.3	75.0	-	-
24/09/19 16:00	8	73.0	72.9	56.8	73.0	-	-
24/09/19 17:00	9	76.0	76.0	58.2	76.0	-	-
24/09/19 18:00	11	70.7	70.5	57.9	70.7	-	-
24/09/19 19:00	7	71.5	71.1	61.2	-	71.5	-
24/09/19 20:00	5	73.6	73.4	59.8	-	73.6	-
24/09/19 21:00	3	70.4	70.0	59.6	-	70.4	-
24/09/19 22:00	14	76.6	76.5	62.2	-	76.6	-
24/09/19 23:00	7	84.1	84.1	67.0	-	-	84.1
25/09/19 0:00	-	57.7	-	57.7	-	-	57.7
25/09/19 1:00	-	59.4	-	59.4	-	-	59.4
25/09/19 2:00	-	59.1	-	59.1	-	-	59.1
25/09/19 3:00	-	56.5	-	56.5	-	-	56.5
25/09/19 4:00	-	59.0	-	59.0	-	-	59.0
25/09/19 5:00	-	61.4	-	61.4	-	-	61.4
25/09/19 6:00	2	72.0	70.6	67.1	-	-	72.0
	130	**73.5**	**73.4**	**60.1**	**71.4**	**73.7**	**75.4**

Location: DVOR NMT # 2

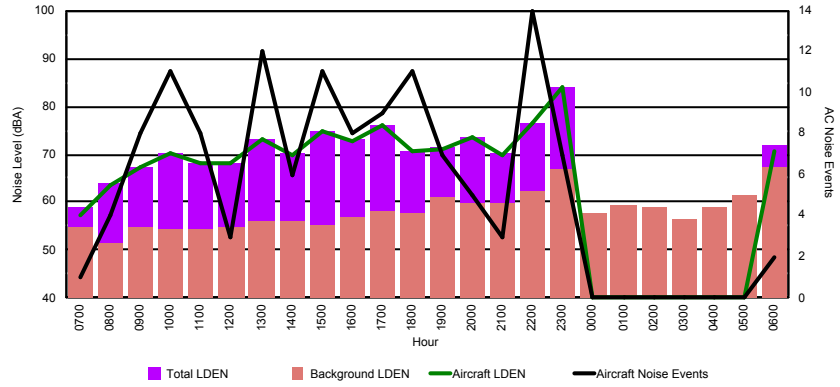

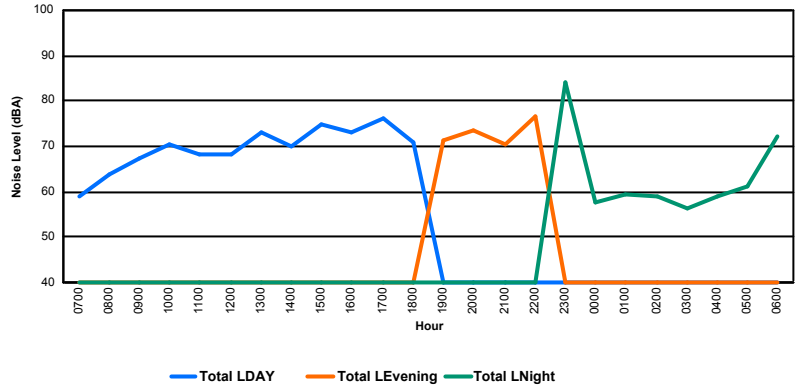

LE GOUVERNEMENT
DU GRAND-DUCHÉ DE LUXEMBOURG
Administration de la navigation aérienne

Luxembourg Airport

Noise Distribution by Hour

Between 24/09/2019 00:00:00 and 24/09/2019 23:59:59 (Local Time)

Day	Aircraft Events	Total LDEN dB (A)	Aircraft LDEN dB(A)	Background LDEN dB(A)	Total LDay dB(A)	Total LEvening dB(A)	Total LNight dB (A)
24/09/19 7:00	3	62.5	60.4	58.3	62.5	-	-
24/09/19 8:00	4	70.2	69.7	60.4	70.2	-	-
24/09/19 9:00	4	67.2	65.9	61.2	67.2	-	-
24/09/19 10:00	8	73.1	66.1	72.1	73.1	-	-
24/09/19 11:00	8	70.3	69.0	64.3	70.3	-	-
24/09/19 12:00	5	68.7	67.6	62.3	68.7	-	-
24/09/19 13:00	6	66.4	62.2	64.4	66.4	-	-
24/09/19 14:00	9	72.7	66.9	71.3	72.7	-	-
24/09/19 15:00	13	74.3	69.9	72.3	74.3	-	-
24/09/19 16:00	12	77.4	74.8	74.1	77.4	-	-
24/09/19 17:00	9	69.8	67.3	66.3	69.8	-	-
24/09/19 18:00	9	68.3	64.5	66.0	68.3	-	-
24/09/19 19:00	4	77.0	74.7	73.1	-	77.0	-
24/09/19 20:00	3	75.5	68.1	74.6	-	75.5	-
24/09/19 21:00	5	78.5	77.0	73.3	-	78.5	-
24/09/19 22:00	2	74.9	74.2	66.5	-	74.9	-
24/09/19 23:00	1	81.0	61.6	81.0	-	-	81.0
25/09/19 0:00	-	60.1	-	59.7	-	-	60.1
25/09/19 1:00	-	61.0	-	61.3	-	-	61.0
25/09/19 2:00	-	62.0	-	62.3	-	-	62.0
25/09/19 3:00	-	60.4	-	60.6	-	-	60.4
25/09/19 4:00	-	57.4	-	57.4	-	-	57.4
25/09/19 5:00	-	60.6	-	60.6	-	-	60.6
25/09/19 6:00	10	80.7	79.1	75.6	-	-	80.7
	115	**74.1**	**70.7**	**71.4**	**71.7**	**76.7**	**74.9**

Location: Mid Runway NMT # 3

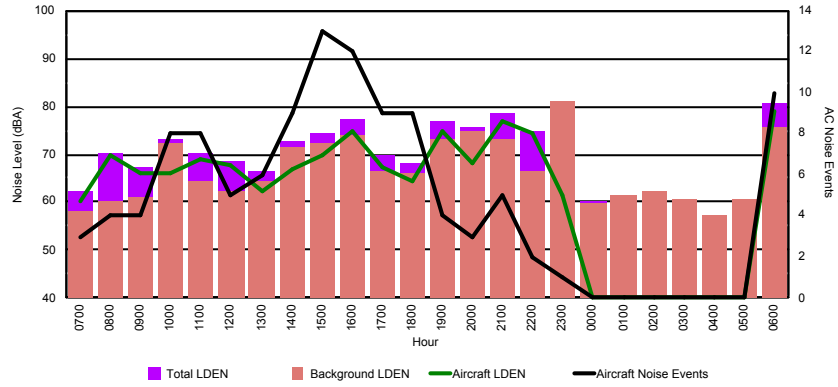

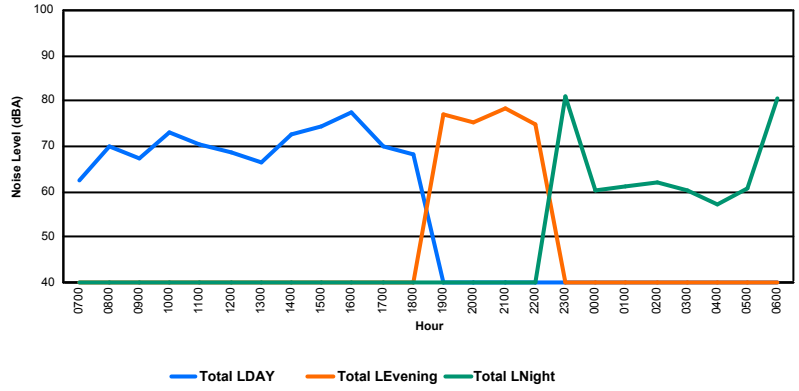

LE GOUVERNEMENT
DU GRAND-DUCHÉ DE LUXEMBOURG
Administration de la navigation aérienne

Luxembourg Airport

Noise Distribution by Hour

Between 24/09/2019 00:00:00 and 24/09/2019 23:59:59 (Local Time)

Day	Aircraft Events	Total LDEN dB (A)	Aircraft LDEN dB(A)	Background LDEN dB(A)	Total LDay dB(A)	Total LEvening dB(A)	Total LNight dB (A)
24/09/19 7:00	8	64.0	60.3	65.9	64.0	-	-
24/09/19 8:00	6	68.3	66.8	78.4	68.3	-	-
24/09/19 9:00	3	64.1	58.2	63.1	64.1	-	-
24/09/19 10:00	17	65.8	63.3	63.1	65.8	-	-
24/09/19 11:00	8	66.8	65.0	62.8	66.8	-	-
24/09/19 12:00	5	64.4	60.3	62.6	64.4	-	-
24/09/19 13:00	4	63.8	58.4	62.5	63.8	-	-
24/09/19 14:00	10	65.9	63.2	63.2	65.9	-	-
24/09/19 15:00	18	70.4	69.7	62.8	70.4	-	-
24/09/19 16:00	11	68.1	66.8	63.1	68.1	-	-
24/09/19 17:00	11	66.0	63.5	63.4	66.0	-	-
24/09/19 18:00	13	65.6	63.7	62.1	65.6	-	-
24/09/19 19:00	10	73.8	72.8	67.3	-	73.8	-
	124	**67.8**	**66.1**	**68.8**	**66.6**	**73.8**	**0.0**

Location: NDB-Hamm NMT # 4

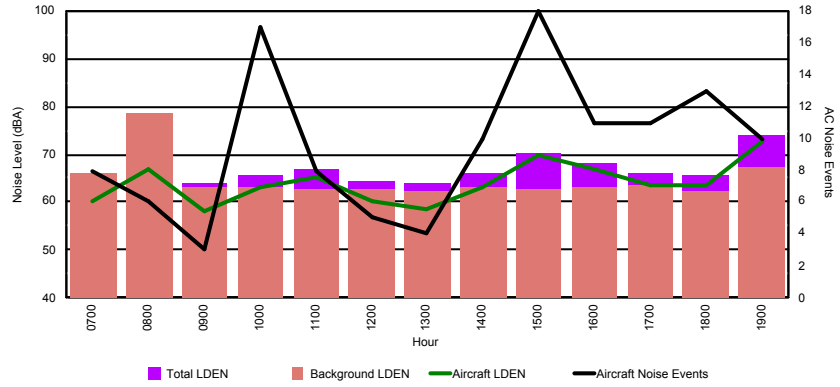

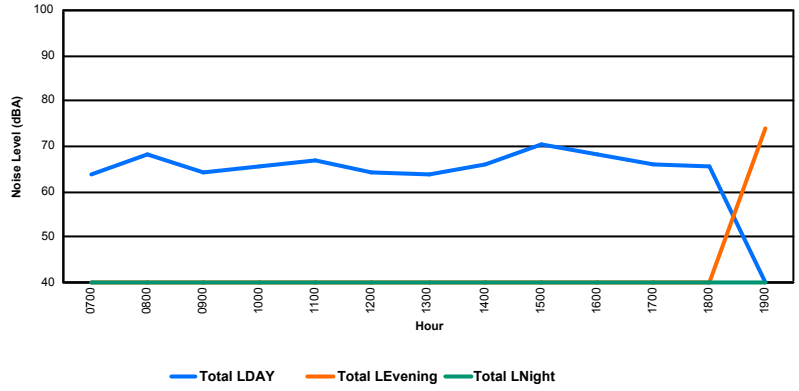

LE GOUVERNEMENT
DU GRAND-DUCHÉ DE LUXEMBOURG
Administration de la navigation aérienne

Luxembourg Airport

Noise Distribution by Hour

Between 25/09/2019 00:00:00 and 25/09/2019 23:59:59 (Local Time)

Day	Aircraft Events	Total LDEN dB (A)	Aircraft LDEN dB(A)	Background LDEN dB(A)	Total LDay dB(A)	Total LEvening dB(A)	Total LNight dB (A)
25/09/19 7:00	3	58.9	58.5	48.5	58.9	-	-
25/09/19 8:00	6	59.7	59.3	49.3	59.7	-	-
25/09/19 9:00	7	58.2	57.0	52.2	58.2	-	-
25/09/19 10:00	9	59.6	57.1	56.4	59.6	-	-
25/09/19 11:00	8	60.2	56.8	57.8	60.2	-	-
25/09/19 12:00	5	57.3	55.5	52.3	57.3	-	-
25/09/19 13:00	7	58.8	57.5	53.1	58.8	-	-
25/09/19 14:00	5	57.5	56.5	51.0	57.5	-	-
25/09/19 15:00	5	57.8	57.0	50.2	57.8	-	-
25/09/19 16:00	7	56.5	55.3	50.5	56.5	-	-
25/09/19 17:00	10	57.6	56.5	51.5	57.6	-	-
25/09/19 18:00	9	56.6	55.3	51.0	56.6	-	-
25/09/19 19:00	7	62.6	61.8	55.0	-	62.6	-
25/09/19 20:00	5	60.8	59.2	56.0	-	60.8	-
25/09/19 21:00	12	66.8	66.4	56.3	-	66.8	-
25/09/19 22:00	12	61.3	60.5	54.0	-	61.3	-
25/09/19 23:00	2	61.5	58.6	58.4	-	-	61.5
26/09/19 0:00	2	63.9	63.8	49.4	-	-	63.9
26/09/19 1:00	-	47.0	-	47.0	-	-	47.0
26/09/19 2:00	-	48.9	-	49.0	-	-	48.9
26/09/19 3:00	-	47.0	-	47.0	-	-	47.0
26/09/19 4:00	-	49.6	-	49.6	-	-	49.6
26/09/19 5:00	1	65.8	65.3	56.1	-	-	65.8
26/09/19 6:00	3	68.9	68.7	53.9	-	-	68.9
	125	**61.4**	**60.6**	**53.6**	**58.4**	**63.6**	**62.9**

Location: Roodt/Syr NMT # 1

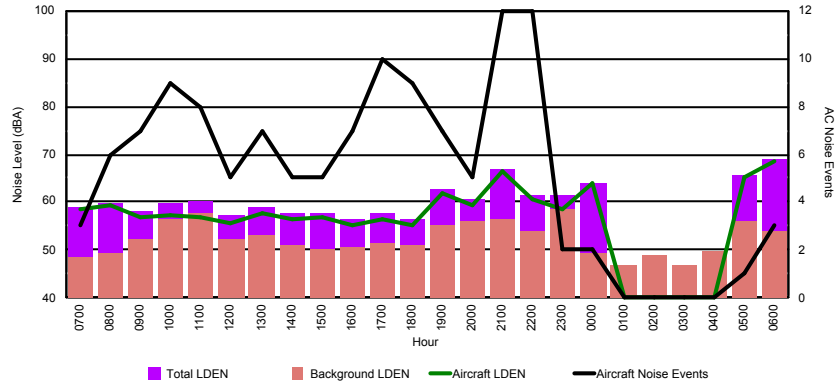

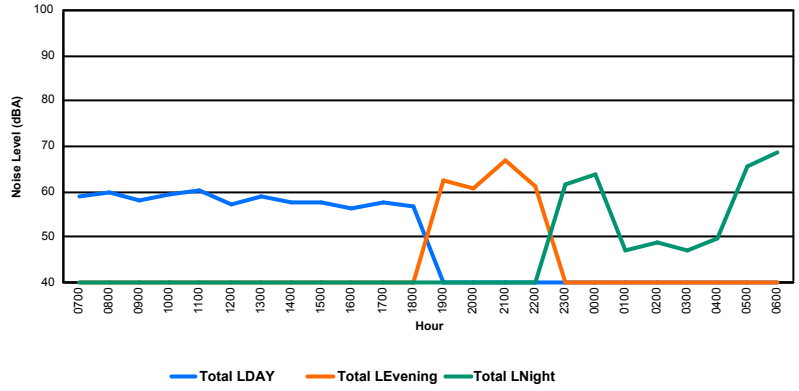

LE GOUVERNEMENT
DU GRAND-DUCHÉ DE LUXEMBOURG
Administration de la navigation aérienne

Luxembourg Airport

Noise Distribution by Hour

Between 25/09/2019 00:00:00 and 25/09/2019 23:59:59 (Local Time)

Day	Aircraft Events	Total LDEN dB (A)	Aircraft LDEN dB(A)	Background LDEN dB(A)	Total LDay dB(A)	Total LEvening dB(A)	Total LNight dB (A)
25/09/19 7:00	5	76.8	76.7	56.8	76.8	-	-
25/09/19 8:00	7	74.7	74.6	55.0	74.7	-	-
25/09/19 9:00	11	70.2	70.0	56.8	70.2	-	-
25/09/19 10:00	9	70.7	70.5	56.9	70.7	-	-
25/09/19 11:00	6	66.5	66.1	56.5	66.5	-	-
25/09/19 12:00	6	70.8	70.6	56.7	70.8	-	-
25/09/19 13:00	7	71.8	71.6	57.2	71.8	-	-
25/09/19 14:00	6	69.4	69.2	56.5	69.4	-	-
25/09/19 15:00	6	71.5	71.3	55.7	71.5	-	-
25/09/19 16:00	7	69.3	69.2	55.1	69.3	-	-
25/09/19 17:00	11	71.6	71.4	57.3	71.6	-	-
25/09/19 18:00	9	70.0	69.8	56.9	70.0	-	-
25/09/19 19:00	8	76.4	76.3	60.3	-	76.4	-
25/09/19 20:00	4	72.0	71.9	57.7	-	72.0	-
25/09/19 21:00	13	80.8	80.8	62.8	-	80.8	-
25/09/19 22:00	16	74.2	74.1	60.3	-	74.2	-
25/09/19 23:00	2	73.4	73.1	60.9	-	-	73.4
26/09/19 0:00	2	77.1	77.0	58.6	-	-	77.1
26/09/19 1:00	-	57.2	-	57.2	-	-	57.2
26/09/19 2:00	-	57.2	-	57.2	-	-	57.2
26/09/19 3:00	-	56.0	-	56.0	-	-	56.0
26/09/19 4:00	-	57.8	-	57.8	-	-	57.8
26/09/19 5:00	-	61.1	-	61.1	-	-	61.1
26/09/19 6:00	6	85.7	85.6	66.4	-	-	85.7
	141	**75.4**	**75.3**	**59.1**	**71.9**	**77.1**	**77.5**

Location: DVOR NMT # 2

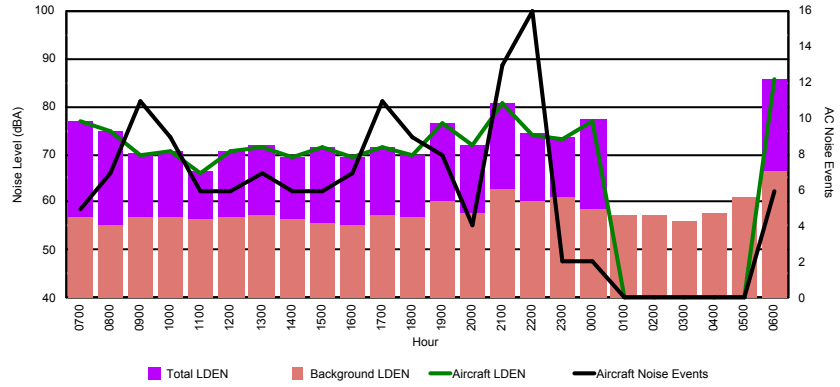

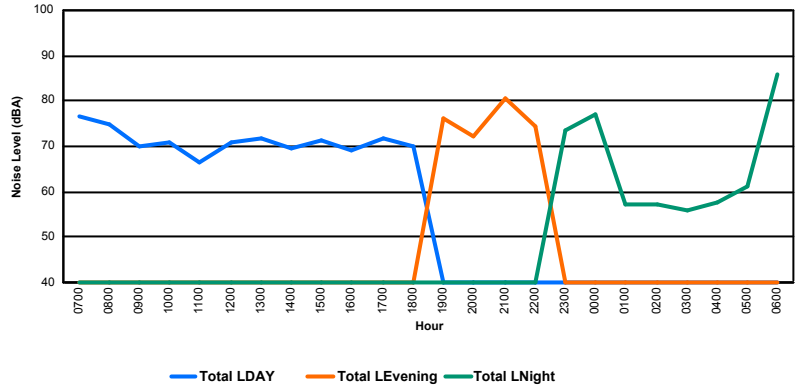

LE GOUVERNEMENT
DU GRAND-DUCHÉ DE LUXEMBOURG
Administration de la navigation aérienne

Luxembourg Airport

Noise Distribution by Hour

Between 25/09/2019 00:00:00 and 25/09/2019 23:59:59 (Local Time)

Day	Aircraft Events	Total LDEN dB (A)	Aircraft LDEN dB(A)	Background LDEN dB(A)	Total LDay dB(A)	Total LEvening dB(A)	Total LNight dB (A)
25/09/19 7:00	7	66.7	64.8	62.3	66.7	-	-
25/09/19 8:00	4	67.2	62.1	65.6	67.2	-	-
25/09/19 9:00	5	68.4	64.6	66.2	68.4	-	-
25/09/19 10:00	6	71.2	67.1	69.1	71.2	-	-
25/09/19 11:00	4	69.2	62.8	68.0	69.2	-	-
25/09/19 12:00	5	68.3	61.4	67.4	68.3	-	-
25/09/19 13:00	7	72.1	67.7	70.2	72.1	-	-
25/09/19 14:00	5	67.3	62.5	65.5	67.3	-	-
25/09/19 15:00	4	74.5	74.2	63.3	74.5	-	-
25/09/19 16:00	4	65.9	60.7	64.4	65.9	-	-
25/09/19 17:00	6	69.7	63.3	68.6	69.7	-	-
25/09/19 18:00	14	71.1	69.2	66.7	71.1	-	-
25/09/19 19:00	4	77.5	68.5	76.9	-	77.5	-
25/09/19 20:00	3	69.0	64.9	66.8	-	69.0	-
25/09/19 21:00	9	78.0	74.3	75.6	-	78.0	-
25/09/19 22:00	8	74.4	70.6	72.1	-	74.4	-
25/09/19 23:00	2	75.7	75.3	64.3	-	-	75.7
26/09/19 0:00	-	64.0	-	64.1	-	-	64.0
26/09/19 1:00	-	64.2	-	64.6	-	-	64.2
26/09/19 2:00	-	63.5	-	63.8	-	-	63.5
26/09/19 3:00	-	62.5	-	62.5	-	-	62.5
26/09/19 4:00	-	61.8	-	61.8	-	-	61.8
26/09/19 5:00	-	61.9	-	62.0	-	-	61.9
26/09/19 6:00	13	88.0	87.7	76.3	-	-	88.0
	110	**76.0**	**74.8**	**69.7**	**70.0**	**75.9**	**79.3**

Location: Mid Runway NMT # 3

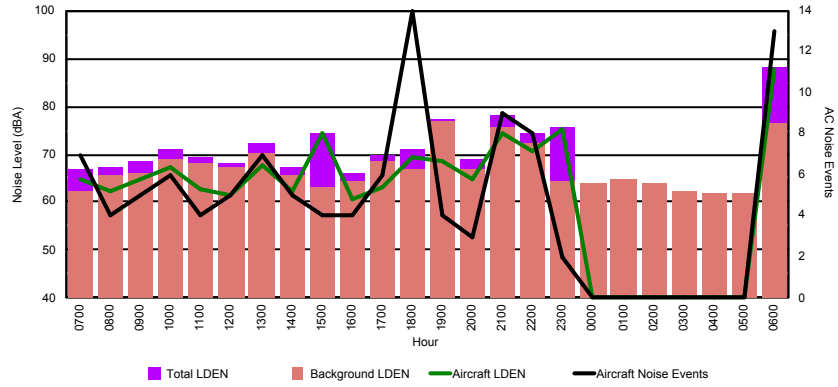

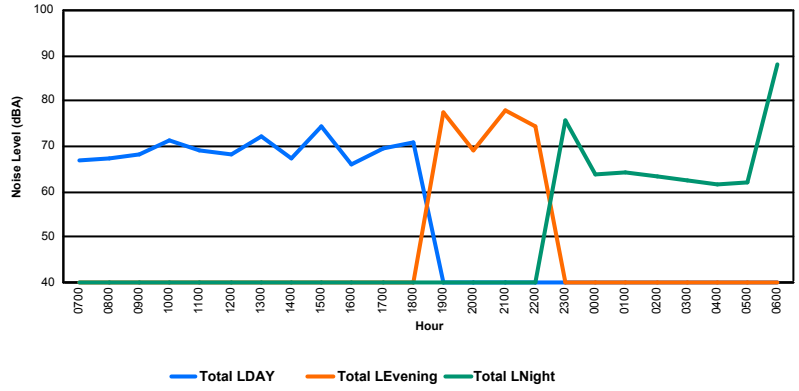

LE GOUVERNEMENT
DU GRAND-DUCHÉ DE LUXEMBOURG
Administration de la navigation aérienne

Luxembourg Airport

Noise Distribution by Hour

Between 26/09/2019 00:00:00 and 26/09/2019 23:59:59 (Local Time)

Day	Aircraft Events	Total LDEN dB (A)	Aircraft LDEN dB(A)	Background LDEN dB(A)	Total LDay dB(A)	Total LEvening dB(A)	Total LNight dB (A)
26/09/19 7:00	-	45.2	-	45.2	45.2	-	-
26/09/19 8:00	3	58.6	58.2	48.1	58.6	-	-
26/09/19 9:00	7	58.1	57.4	50.6	58.1	-	-
26/09/19 10:00	12	57.5	56.0	52.6	57.5	-	-
26/09/19 11:00	7	56.5	54.8	51.6	56.5	-	-
26/09/19 12:00	4	59.6	59.1	50.2	59.6	-	-
26/09/19 13:00	8	61.0	60.6	51.3	61.0	-	-
26/09/19 14:00	8	56.5	55.2	50.9	56.5	-	-
26/09/19 15:00	8	60.8	60.5	50.3	60.8	-	-
26/09/19 16:00	6	55.4	53.8	50.6	55.4	-	-
26/09/19 17:00	5	57.7	56.9	50.8	57.7	-	-
26/09/19 18:00	13	60.9	60.4	51.5	60.9	-	-
26/09/19 19:00	2	57.0	54.3	53.8	-	57.0	-
26/09/19 20:00	7	67.6	67.3	54.5	-	67.6	-
26/09/19 21:00	6	65.3	65.0	54.0	-	65.3	-
26/09/19 22:00	14	63.2	62.4	55.8	-	63.2	-
26/09/19 23:00	3	67.5	66.7	60.1	-	-	67.5
27/09/19 0:00	-	57.5	-	57.6	-	-	57.5
27/09/19 1:00	-	55.3	-	55.3	-	-	55.3
27/09/19 2:00	-	53.8	-	53.8	-	-	53.8
27/09/19 3:00	-	51.8	-	51.8	-	-	51.8
27/09/19 4:00	-	59.7	-	59.8	-	-	59.7
27/09/19 5:00	-	60.8	-	60.8	-	-	60.8
27/09/19 6:00	-	57.7	-	57.8	-	-	57.7
	113	**60.9**	**59.7**	**55.0**	**58.4**	**64.7**	**60.8**

Location: Roodt/Syr NMT # 1

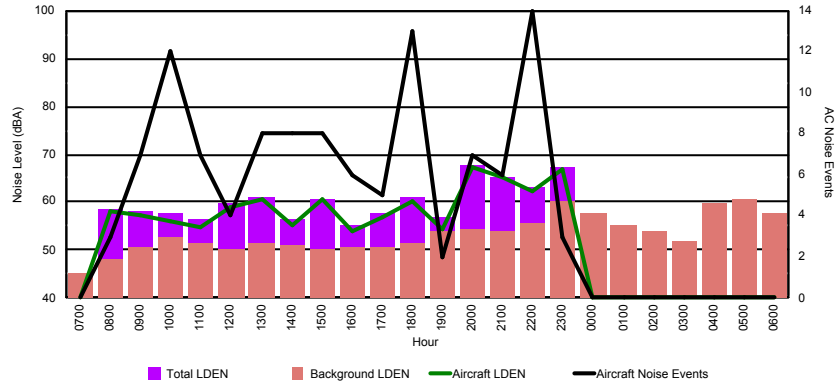

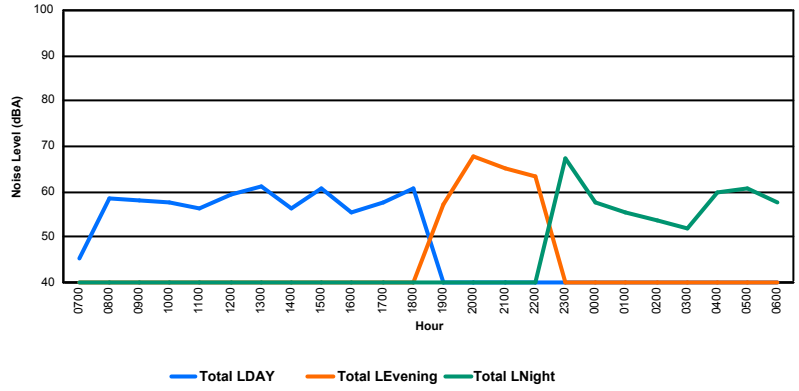

LE GOUVERNEMENT
DU GRAND-DUCHÉ DE LUXEMBOURG
Administration de la navigation aérienne

Luxembourg Airport

Noise Distribution by Hour

Between 26/09/2019 00:00:00 and 26/09/2019 23:59:59 (Local Time)

Day	Aircraft Events	Total LDEN dB (A)	Aircraft LDEN dB(A)	Background LDEN dB(A)	Total LDay dB(A)	Total LEvening dB(A)	Total LNight dB (A)
26/09/19 7:00	-	55.7	-	55.9	55.7	-	-
26/09/19 8:00	5	71.9	71.7	55.9	71.9	-	-
26/09/19 9:00	7	72.2	72.0	57.6	72.2	-	-
26/09/19 10:00	14	71.3	71.1	58.2	71.3	-	-
26/09/19 11:00	8	70.3	70.0	58.0	70.3	-	-
26/09/19 12:00	5	72.9	72.8	56.3	72.9	-	-
26/09/19 13:00	9	75.6	75.6	56.9	75.6	-	-
26/09/19 14:00	11	71.3	71.1	57.6	71.3	-	-
26/09/19 15:00	9	75.5	75.4	57.4	75.5	-	-
26/09/19 16:00	7	68.2	67.9	57.3	68.2	-	-
26/09/19 17:00	6	70.4	70.1	58.0	70.4	-	-
26/09/19 18:00	13	74.4	74.2	59.1	74.4	-	-
26/09/19 19:00	1	67.1	66.1	60.4	-	67.1	-
26/09/19 20:00	8	82.0	81.9	61.3	-	82.0	-
26/09/19 21:00	8	78.8	78.8	60.3	-	78.8	-
26/09/19 22:00	16	75.6	75.5	61.4	-	75.6	-
26/09/19 23:00	5	80.4	80.3	65.0	-	-	80.4
27/09/19 0:00	-	59.1	-	59.2	-	-	59.1
27/09/19 1:00	-	60.4	-	60.5	-	-	60.4
27/09/19 2:00	-	60.4	-	60.6	-	-	60.4
27/09/19 3:00	-	60.1	-	60.1	-	-	60.1
27/09/19 4:00	-	61.7	-	61.7	-	-	61.7
27/09/19 5:00	-	63.9	-	64.0	-	-	63.9
27/09/19 6:00	-	65.8	-	66.2	-	-	65.8
	132	**74.0**	**73.8**	**60.5**	**72.4**	**78.4**	**71.8**

Location: DVOR NMT # 2

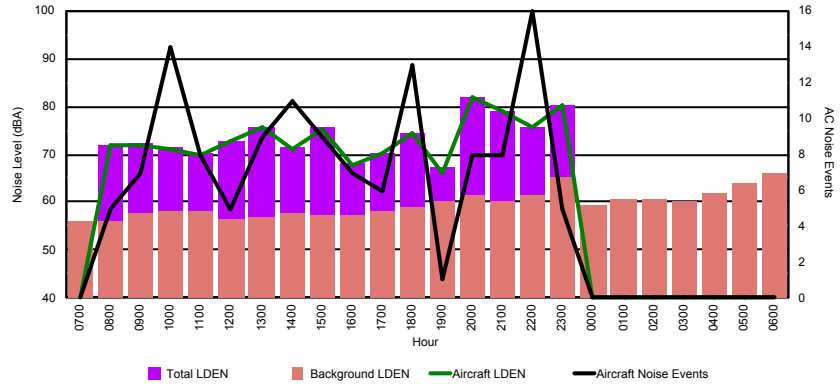

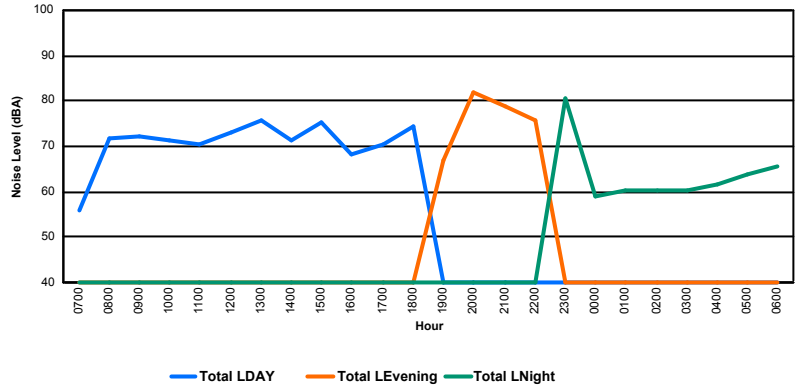

LE GOUVERNEMENT
DU GRAND-DUCHÉ DE LUXEMBOURG
Administration de la navigation aérienne

Luxembourg Airport

Noise Distribution by Hour

Between 26/09/2019 00:00:00 and 26/09/2019 23:59:59 (Local Time)

Day	Aircraft Events	Total LDEN dB (A)	Aircraft LDEN dB(A)	Background LDEN dB(A)	Total LDay dB(A)	Total LEvening dB(A)	Total LNight dB (A)
26/09/19 7:00	7	69.7	65.3	67.7	69.7	-	-
26/09/19 8:00	4	66.4	66.0	55.5	66.4	-	-
26/09/19 9:00	7	75.8	70.1	74.4	75.8	-	-
26/09/19 10:00	6	67.9	65.9	63.8	67.9	-	-
26/09/19 11:00	15	75.0	71.1	72.8	75.0	-	-
26/09/19 12:00	6	68.9	65.7	66.1	68.9	-	-
26/09/19 13:00	4	69.9	65.8	67.8	69.9	-	-
26/09/19 14:00	11	73.2	72.5	64.7	73.2	-	-
26/09/19 15:00	12	72.0	71.1	64.7	72.0	-	-
26/09/19 16:00	4	69.3	67.2	65.2	69.3	-	-
26/09/19 17:00	6	70.2	67.4	67.1	70.2	-	-
26/09/19 18:00	6	69.9	60.9	69.4	69.9	-	-
26/09/19 19:00	5	72.3	68.3	70.1	-	72.3	-
26/09/19 20:00	4	77.2	73.0	75.2	-	77.2	-
26/09/19 21:00	8	80.9	80.3	72.1	-	80.9	-
26/09/19 22:00	7	71.2	68.5	67.9	-	71.2	-
26/09/19 23:00	4	81.0	78.0	78.0	-	-	81.0
27/09/19 0:00	-	66.2	-	66.9	-	-	66.2
27/09/19 1:00	-	64.9	-	65.5	-	-	64.9
27/09/19 2:00	-	61.6	-	61.9	-	-	61.6
27/09/19 3:00	-	59.1	-	59.1	-	-	59.1
27/09/19 4:00	-	58.4	-	58.4	-	-	58.4
27/09/19 5:00	-	62.6	-	62.7	-	-	62.6
27/09/19 6:00	11	81.9	81.2	74.1	-	-	81.9
	127	**74.5**	**72.4**	**70.3**	**71.6**	**77.1**	**75.6**

Location: Mid Runway NMT # 3

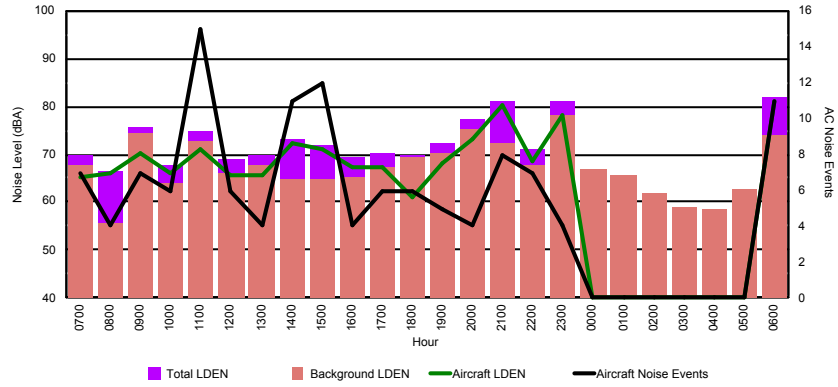

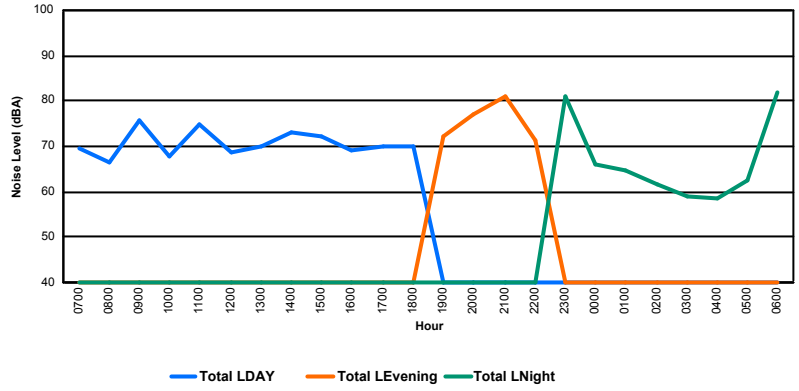

LE GOUVERNEMENT
DU GRAND-DUCHÉ DE LUXEMBOURG
Administration de la navigation aérienne

Luxembourg Airport

Noise Distribution by Hour

Between 26/09/2019 00:00:00 and 26/09/2019 23:59:59 (Local Time)

Day	Aircraft Events	Total LDEN dB (A)	Aircraft LDEN dB(A)	Background LDEN dB(A)	Total LDay dB(A)	Total LEvening dB(A)	Total LNight dB (A)
26/09/19 7:00	10	67.4	66.0	66.6	67.4	-	-
26/09/19 8:00	4	64.4	58.5	66.6	64.4	-	-
26/09/19 9:00	6	68.7	67.6	62.4	68.7	-	-
26/09/19 10:00	5	64.2	58.8	63.5	64.2	-	-
26/09/19 11:00	16	72.9	72.6	62.0	72.9	-	-
26/09/19 12:00	9	65.9	64.1	61.4	65.9	-	-
26/09/19 13:00	5	64.8	61.9	62.0	64.8	-	-
26/09/19 14:00	11	69.5	68.7	61.9	69.5	-	-
26/09/19 15:00	9	66.5	65.1	61.3	66.5	-	-
26/09/19 16:00	4	63.9	61.9	59.8	63.9	-	-
26/09/19 17:00	10	66.4	65.5	59.3	66.4	-	-
26/09/19 18:00	6	69.1	68.5	60.4	69.1	-	-
26/09/19 19:00	10	68.3	65.9	64.9	-	68.3	-
26/09/19 20:00	4	73.2	72.7	63.9	-	73.2	-
26/09/19 21:00	6	69.9	68.8	63.7	-	69.9	-
26/09/19 22:00	1	68.1	66.6	62.7	-	68.1	-
26/09/19 23:00	3	80.5	80.3	66.2	-	-	80.5
27/09/19 0:00	-	63.5	-	64.3	-	-	63.5
27/09/19 1:00	-	62.2	-	62.7	-	-	62.2
27/09/19 2:00	-	62.2	-	62.6	-	-	62.2
27/09/19 3:00	-	63.6	-	63.6	-	-	63.6
27/09/19 4:00	-	66.6	-	67.1	-	-	66.6
27/09/19 5:00	-	68.7	-	70.2	-	-	68.7
27/09/19 6:00	15	77.0	76.4	76.1	-	-	77.0
	134	**71.0**	**70.0**	**66.3**	**67.8**	**70.4**	**73.6**

Location: NDB-Hamm NMT # 4

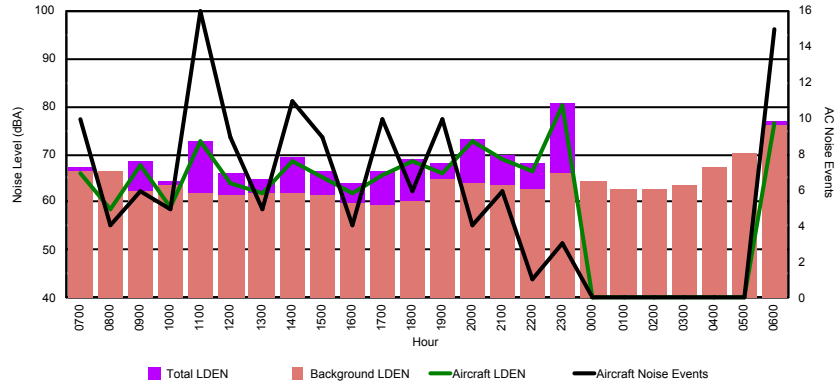

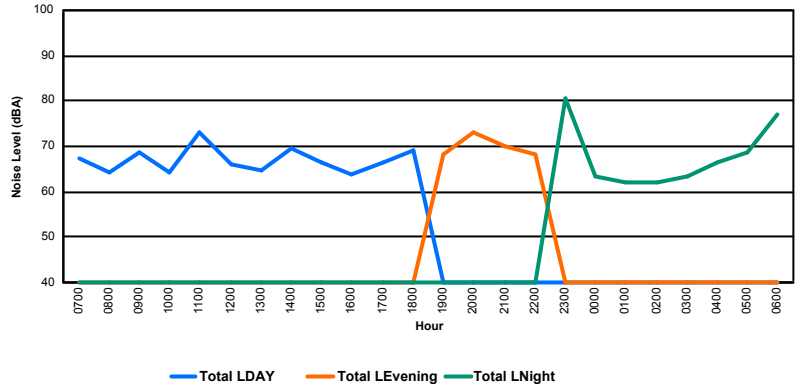

LE GOUVERNEMENT
DU GRAND-DUCHÉ DE LUXEMBOURG
Administration de la navigation aérienne

Luxembourg Airport

Noise Distribution by Hour

Between 27/09/2019 00:00:00 and 27/09/2019 23:59:59 (Local Time)

Day	Aircraft Events	Total LDEN dB (A)	Aircraft LDEN dB(A)	Background LDEN dB(A)	Total LDay dB(A)	Total LEvening dB(A)	Total LNight dB (A)
27/09/19 7:00	2	57.3	56.8	47.9	57.3	-	-
27/09/19 8:00	3	56.4	55.2	50.0	56.4	-	-
27/09/19 9:00	6	54.9	52.6	51.3	54.9	-	-
27/09/19 10:00	12	58.8	55.6	56.2	58.8	-	-
27/09/19 11:00	7	56.2	54.6	51.4	56.2	-	-
27/09/19 12:00	3	54.1	52.4	49.5	54.1	-	-
27/09/19 13:00	7	56.0	53.9	52.2	56.0	-	-
27/09/19 14:00	5	57.4	56.2	51.6	57.4	-	-
27/09/19 15:00	9	57.7	56.3	52.3	57.7	-	-
27/09/19 16:00	7	57.9	56.5	52.4	57.9	-	-
27/09/19 17:00	12	59.9	59.2	52.3	59.9	-	-
27/09/19 18:00	9	59.5	58.9	51.4	59.5	-	-
27/09/19 19:00	3	56.7	54.7	52.4	-	56.7	-
27/09/19 20:00	5	63.2	62.9	51.8	-	63.2	-
27/09/19 21:00	5	61.0	59.6	56.0	-	61.0	-
27/09/19 22:00	13	62.5	61.2	57.1	-	62.5	-
27/09/19 23:00	4	71.3	71.2	55.1	-	-	71.3
28/09/19 0:00	-	51.9	-	51.9	-	-	51.9
28/09/19 1:00	-	54.1	-	54.2	-	-	54.1
28/09/19 2:00	-	56.1	-	56.1	-	-	56.1
28/09/19 3:00	-	55.9	-	55.9	-	-	55.9
28/09/19 4:00	-	57.6	-	57.6	-	-	57.6
28/09/19 5:00	-	53.7	-	53.7	-	-	53.7
28/09/19 6:00	1	68.3	68.0	56.4	-	-	68.3
	113	**61.6**	**60.8**	**53.9**	**57.5**	**61.5**	**64.4**

Location: Roodt/Syr NMT # 1

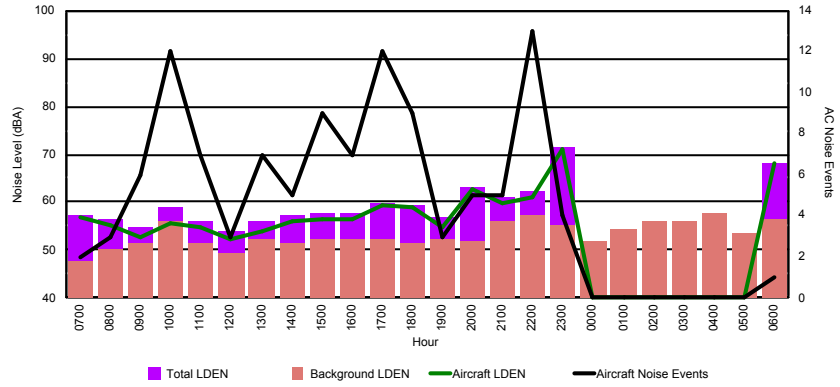

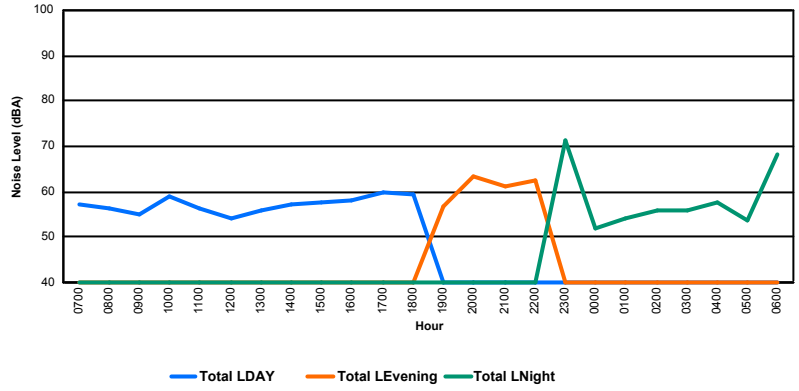

LE GOUVERNEMENT
DU GRAND-DUCHÉ DE LUXEMBOURG
Administration de la navigation aérienne

Luxembourg Airport

Noise Distribution by Hour

Between 27/09/2019 00:00:00 and 27/09/2019 23:59:59 (Local Time)

Day	Aircraft Events	Total LDEN dB (A)	Aircraft LDEN dB(A)	Background LDEN dB(A)	Total LDay dB(A)	Total LEvening dB(A)	Total LNight dB (A)
27/09/19 7:00	3	69.9	69.7	56.4	69.9	-	-
27/09/19 8:00	4	71.3	71.1	56.3	71.3	-	-
27/09/19 9:00	7	67.4	67.1	55.6	67.4	-	-
27/09/19 10:00	12	70.2	70.0	55.9	70.2	-	-
27/09/19 11:00	8	69.1	68.9	57.1	69.1	-	-
27/09/19 12:00	5	67.1	66.7	56.6	67.1	-	-
27/09/19 13:00	7	68.2	67.8	57.0	68.2	-	-
27/09/19 14:00	6	69.2	69.0	56.4	69.2	-	-
27/09/19 15:00	10	68.7	68.5	57.0	68.7	-	-
27/09/19 16:00	7	72.5	72.3	57.6	72.5	-	-
27/09/19 17:00	14	72.7	72.6	57.8	72.7	-	-
27/09/19 18:00	10	75.6	75.5	57.6	75.6	-	-
27/09/19 19:00	3	71.0	70.8	58.9	-	71.0	-
27/09/19 20:00	5	76.4	76.3	60.1	-	76.4	-
27/09/19 21:00	5	73.7	73.5	59.8	-	73.7	-
27/09/19 22:00	17	75.5	75.4	62.2	-	75.5	-
27/09/19 23:00	4	86.7	86.7	64.2	-	-	86.7
28/09/19 0:00	-	59.1	-	59.1	-	-	59.1
28/09/19 1:00	-	59.4	-	59.5	-	-	59.4
28/09/19 2:00	-	59.9	-	60.0	-	-	59.9
28/09/19 3:00	-	59.7	-	59.7	-	-	59.7
28/09/19 4:00	-	60.5	-	60.5	-	-	60.5
28/09/19 5:00	-	62.3	-	62.3	-	-	62.3
28/09/19 6:00	4	82.4	82.2	67.1	-	-	82.4
	131	**75.8**	**75.7**	**60.1**	**70.9**	**74.6**	**79.1**

Location: DVOR NMT # 2

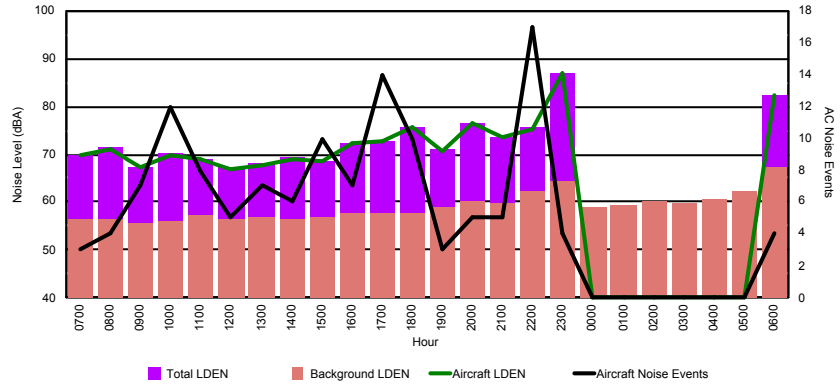

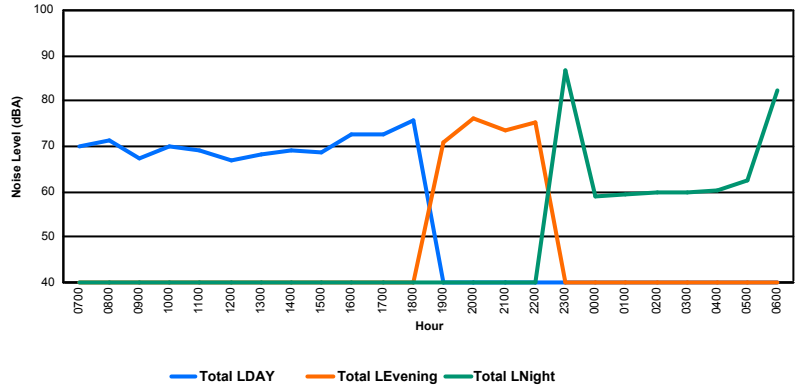

LE GOUVERNEMENT
DU GRAND-DUCHÉ DE LUXEMBOURG
Administration de la navigation aérienne

Luxembourg Airport

Noise Distribution by Hour

Between 27/09/2019 00:00:00 and 27/09/2019 23:59:59 (Local Time)

Day	Aircraft Events	Total LDEN dB (A)	Aircraft LDEN dB(A)	Background LDEN dB(A)	Total LDay dB(A)	Total LEvening dB(A)	Total LNight dB (A)
27/09/19 7:00	9	76.0	70.3	74.6	76.0	-	-
27/09/19 8:00	2	65.3	62.6	61.8	65.3	-	-
27/09/19 9:00	1	64.6	51.0	64.5	64.6	-	-
27/09/19 10:00	8	68.9	65.5	66.3	68.9	-	-
27/09/19 11:00	8	72.4	71.7	63.7	72.4	-	-
27/09/19 12:00	6	70.7	68.9	66.2	70.7	-	-
27/09/19 13:00	7	70.3	69.7	61.5	70.3	-	-
27/09/19 14:00	7	64.9	63.4	59.7	64.9	-	-
27/09/19 15:00	14	68.6	67.6	61.6	68.6	-	-
27/09/19 16:00	12	69.5	66.3	66.8	69.5	-	-
27/09/19 17:00	10	68.2	65.5	64.8	68.2	-	-
27/09/19 18:00	9	70.1	66.5	67.6	70.1	-	-
27/09/19 19:00	4	71.4	69.3	67.4	-	71.4	-
27/09/19 20:00	4	73.2	70.5	69.9	-	73.2	-
27/09/19 21:00	1	73.2	67.8	71.8	-	73.2	-
27/09/19 22:00	7	76.4	74.9	70.8	-	76.4	-
27/09/19 23:00	3	75.4	72.5	72.3	-	-	75.4
28/09/19 0:00	-	63.6	-	63.9	-	-	63.6
28/09/19 1:00	-	60.6	-	60.8	-	-	60.6
28/09/19 2:00	-	60.2	-	60.2	-	-	60.2
28/09/19 3:00	-	59.0	-	59.0	-	-	59.0
28/09/19 4:00	-	59.3	-	59.3	-	-	59.3
28/09/19 5:00	-	60.9	-	61.0	-	-	60.9
28/09/19 6:00	9	82.8	81.6	76.4	-	-	82.8
	121	**72.8**	**70.8**	**68.6**	**70.3**	**73.9**	**74.6**

Location: Mid Runway NMT # 3

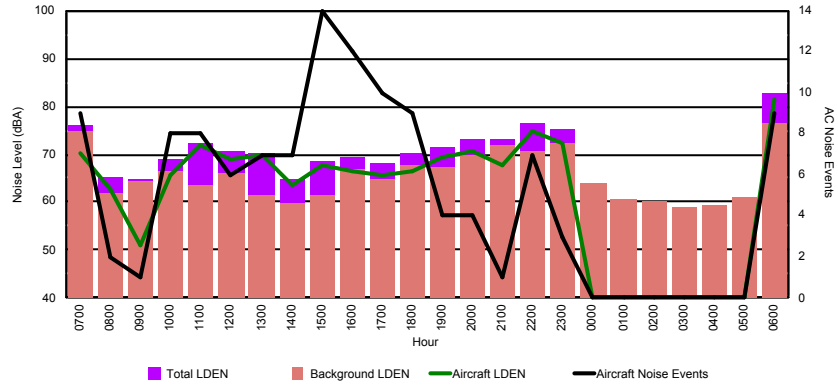

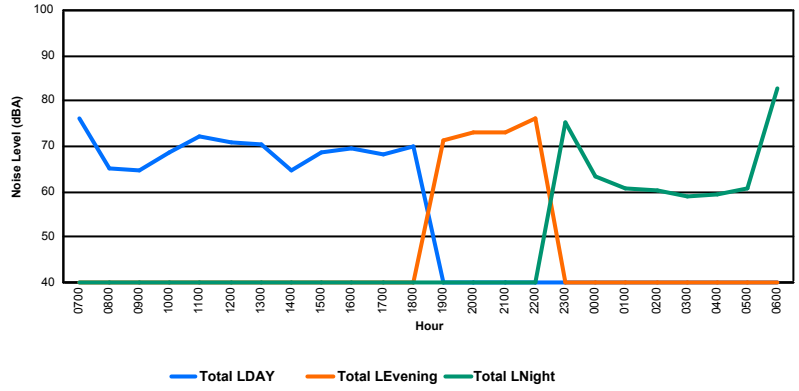

LE GOUVERNEMENT
DU GRAND-DUCHÉ DE LUXEMBOURG
Administration de la navigation aérienne

Luxembourg Airport

Noise Distribution by Hour

Between 27/09/2019 00:00:00 and 27/09/2019 23:59:59 (Local Time)

Day	Aircraft Events	Total LDEN dB (A)	Aircraft LDEN dB(A)	Background LDEN dB(A)	Total LDay dB(A)	Total LEvening dB(A)	Total LNight dB (A)
27/09/19 7:00	8	68.1	67.3	64.4	68.1	-	-
27/09/19 8:00	4	64.1	57.5	67.4	64.1	-	-
27/09/19 9:00	1	62.2	52.4	61.9	62.2	-	-
27/09/19 10:00	8	64.6	61.8	61.7	64.6	-	-
27/09/19 11:00	10	66.8	65.3	61.8	66.8	-	-
27/09/19 12:00	11	69.6	69.0	61.5	69.6	-	-
27/09/19 13:00	6	70.0	69.4	61.8	70.0	-	-
27/09/19 14:00	8	63.4	60.1	61.0	63.4	-	-
27/09/19 15:00	7	66.7	65.2	61.6	66.7	-	-
27/09/19 16:00	9	64.8	62.4	61.7	64.8	-	-
27/09/19 17:00	7	64.0	61.5	60.7	64.0	-	-
27/09/19 18:00	14	65.1	63.4	60.6	65.1	-	-
27/09/19 19:00	7	69.7	67.8	65.4	-	69.7	-
27/09/19 20:00	3	70.5	69.0	65.3	-	70.5	-
27/09/19 21:00	4	71.2	69.9	65.7	-	71.2	-
27/09/19 22:00	3	73.5	72.8	66.0	-	73.5	-
27/09/19 23:00	3	74.0	72.1	69.9	-	-	74.0
28/09/19 0:00	-	69.1	-	72.0	-	-	69.1
28/09/19 1:00	-	66.9	-	68.5	-	-	66.9
28/09/19 2:00	-	64.8	-	66.0	-	-	64.8
28/09/19 3:00	-	63.8	-	63.8	-	-	63.8
28/09/19 4:00	-	65.3	-	65.6	-	-	65.3
28/09/19 5:00	-	68.0	-	69.1	-	-	68.0
28/09/19 6:00	14	78.2	77.9	69.0	-	-	78.2
	127	**69.8**	**68.2**	**66.0**	**66.5**	**71.5**	**71.7**

Location: NDB-Hamm NMT # 4

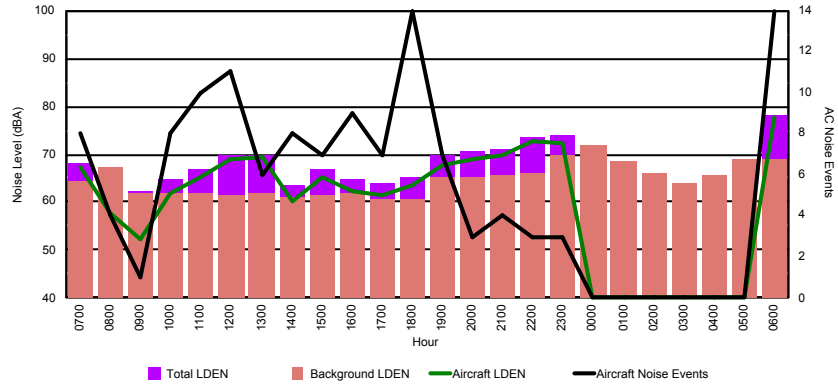

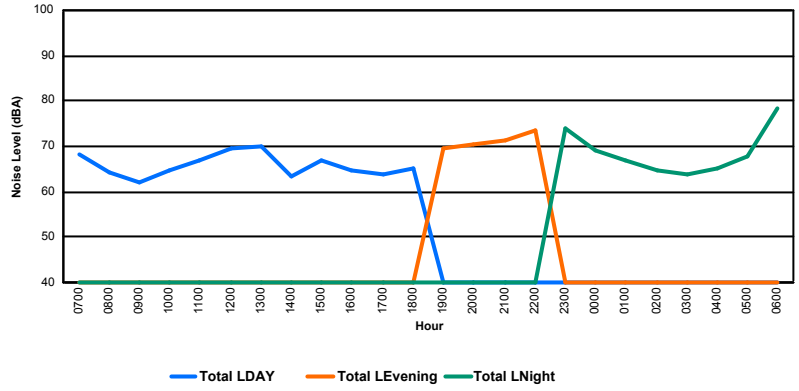

LE GOUVERNEMENT
DU GRAND-DUCHÉ DE LUXEMBOURG
Administration de la navigation aérienne

Luxembourg Airport

Noise Distribution by Hour

Between 28/09/2019 00:00:00 and 28/09/2019 23:59:59 (Local Time)

Day	Aircraft Events	Total LDEN dB (A)	Aircraft LDEN dB(A)	Background LDEN dB(A)	Total LDay dB(A)	Total LEvening dB(A)	Total LNight dB (A)
28/09/19 7:00	4	59.7	59.5	44.9	59.7	-	-
28/09/19 8:00	1	48.6	46.5	44.6	48.6	-	-
28/09/19 9:00	5	58.2	57.6	49.7	58.2	-	-
28/09/19 10:00	8	57.3	54.8	54.0	57.3	-	-
28/09/19 11:00	8	62.0	61.2	54.4	62.0	-	-
28/09/19 12:00	6	59.7	58.6	53.4	59.7	-	-
28/09/19 13:00	2	52.0	48.1	49.9	52.0	-	-
28/09/19 14:00	6	60.3	59.6	52.4	60.3	-	-
28/09/19 15:00	3	55.8	50.2	54.5	55.8	-	-
28/09/19 16:00	5	56.9	54.7	53.2	56.9	-	-
28/09/19 17:00	4	57.8	55.5	53.9	57.8	-	-
28/09/19 18:00	6	57.1	56.1	50.7	57.1	-	-
28/09/19 19:00	4	65.3	64.9	54.3	-	65.3	-
28/09/19 20:00	11	63.6	62.7	56.6	-	63.6	-
28/09/19 21:00	4	62.4	61.8	53.8	-	62.4	-
28/09/19 22:00	9	64.8	64.4	55.0	-	64.8	-
28/09/19 23:00	2	62.7	61.7	55.7	-	-	62.7
29/09/19 0:00	-	51.3	-	51.3	-	-	51.3
29/09/19 1:00	1	64.0	63.7	50.3	-	-	64.0
29/09/19 2:00	1	66.1	65.9	49.7	-	-	66.1
29/09/19 3:00	-	47.5	-	47.5	-	-	47.5
29/09/19 4:00	1	66.7	66.5	49.9	-	-	66.7
29/09/19 5:00	-	53.5	-	53.5	-	-	53.5
29/09/19 6:00	-	55.4	-	55.4	-	-	55.4
	91	**61.3**	**60.6**	**53.0**	**58.2**	**64.2**	**62.4**

Location: Roodt/Syr NMT # 1

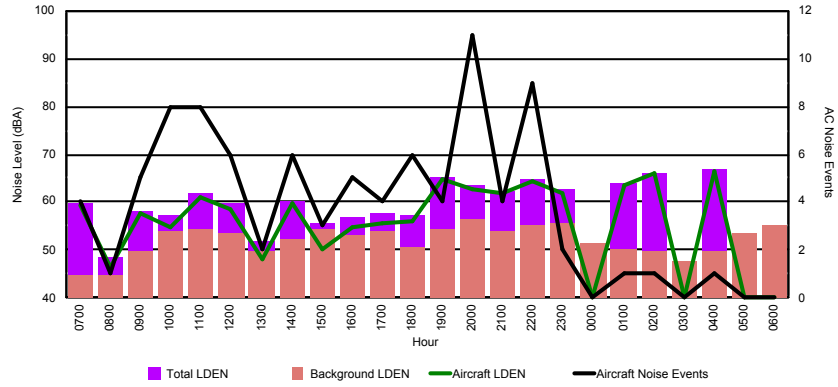

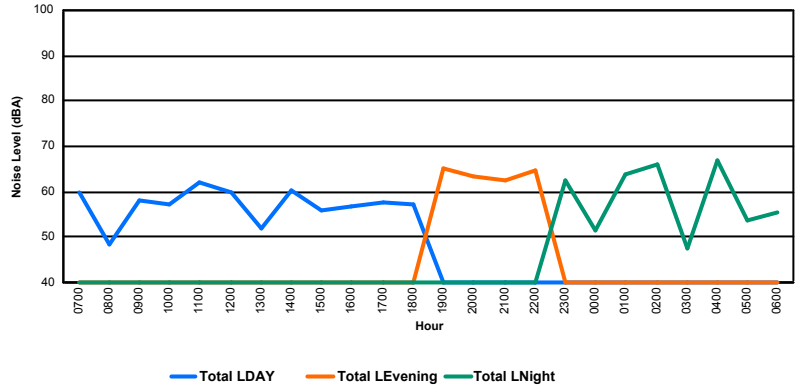

LE GOUVERNEMENT
DU GRAND-DUCHÉ DE LUXEMBOURG
Administration de la navigation aérienne

Luxembourg Airport

Noise Distribution by Hour

Between 28/09/2019 00:00:00 and 28/09/2019 23:59:59 (Local Time)

Day	Aircraft Events	Total LDEN dB (A)	Aircraft LDEN dB(A)	Background LDEN dB(A)	Total LDay dB(A)	Total LEvening dB(A)	Total LNight dB (A)
28/09/19 7:00	4	78.0	78.0	53.8	78.0	-	-
28/09/19 8:00	1	60.0	58.6	54.5	60.0	-	-
28/09/19 9:00	4	70.8	70.7	55.8	70.8	-	-
28/09/19 10:00	12	69.7	69.4	58.1	69.7	-	-
28/09/19 11:00	8	74.4	74.3	57.7	74.4	-	-
28/09/19 12:00	7	71.9	71.8	57.1	71.9	-	-
28/09/19 13:00	2	63.1	62.2	56.1	63.1	-	-
28/09/19 14:00	7	73.2	73.0	58.1	73.2	-	-
28/09/19 15:00	5	64.7	63.9	57.6	64.7	-	-
28/09/19 16:00	6	68.4	68.0	58.3	68.4	-	-
28/09/19 17:00	4	70.7	70.5	56.4	70.7	-	-
28/09/19 18:00	7	70.0	69.8	56.4	70.0	-	-
28/09/19 19:00	5	78.8	78.7	61.2	-	78.8	-
28/09/19 20:00	11	77.0	76.9	60.0	-	77.0	-
28/09/19 21:00	4	74.5	74.3	60.3	-	74.5	-
28/09/19 22:00	10	78.7	78.7	60.0	-	78.7	-
28/09/19 23:00	2	75.0	74.6	63.7	-	-	75.0
29/09/19 0:00	-	60.4	-	60.6	-	-	60.4
29/09/19 1:00	1	77.3	77.2	59.7	-	-	77.3
29/09/19 2:00	1	79.6	79.5	59.0	-	-	79.6
29/09/19 3:00	-	59.4	-	59.4	-	-	59.4
29/09/19 4:00	1	79.4	79.3	59.8	-	-	79.4
29/09/19 5:00	-	61.3	-	61.3	-	-	61.3
29/09/19 6:00	1	65.6	48.9	66.0	-	-	65.6
	103	**74.5**	**74.4**	**59.7**	**71.8**	**77.6**	**75.3**

Location: DVOR NMT # 2

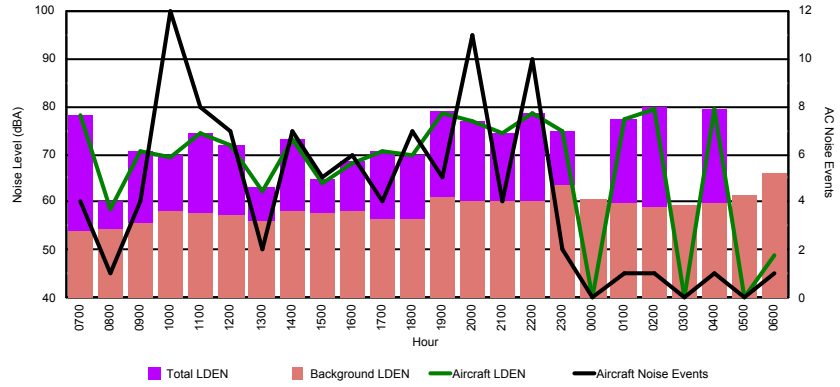

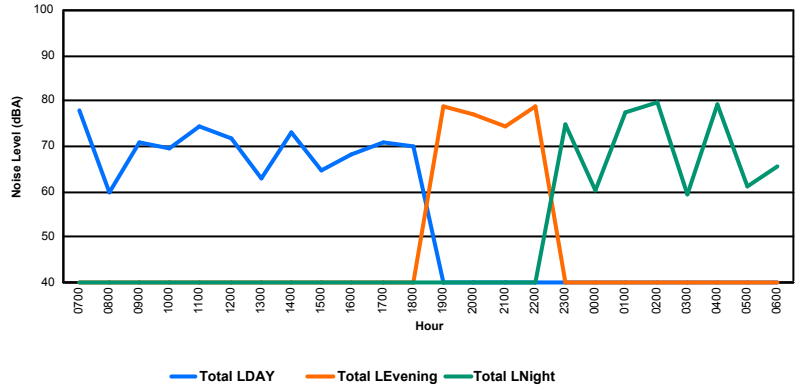

LE GOUVERNEMENT
DU GRAND-DUCHÉ DE LUXEMBOURG
Administration de la navigation aérienne

Luxembourg Airport

Noise Distribution by Hour

Between 28/09/2019 00:00:00 and 28/09/2019 23:59:59 (Local Time)

Day	Aircraft Events	Total LDEN dB (A)	Aircraft LDEN dB(A)	Background LDEN dB(A)	Total LDay dB(A)	Total LEvening dB(A)	Total LNight dB (A)
28/09/19 7:00	4	67.2	61.2	65.9	67.2	-	-
28/09/19 8:00	-	63.4	-	63.4	63.4	-	-
28/09/19 9:00	2	63.4	62.0	57.9	63.4	-	-
28/09/19 10:00	5	68.0	63.2	63.3	68.0	-	-
28/09/19 11:00	6	77.5	68.0	77.2	77.5	-	-
28/09/19 12:00	2	70.4	51.4	70.4	70.4	-	-
28/09/19 13:00	6	68.3	66.4	63.8	68.3	-	-
28/09/19 14:00	7	66.4	65.0	60.9	66.4	-	-
28/09/19 15:00	7	68.0	67.6	58.7	68.0	-	-
28/09/19 16:00	7	67.2	65.7	62.1	67.2	-	-
28/09/19 17:00	2	68.2	47.7	68.1	68.2	-	-
28/09/19 18:00	6	69.3	67.3	65.0	69.3	-	-
28/09/19 19:00	3	75.2	70.0	73.6	-	75.2	-
28/09/19 20:00	2	73.9	60.4	73.7	-	73.9	-
28/09/19 21:00	5	76.7	71.7	75.1	-	76.7	-
28/09/19 22:00	3	75.4	72.0	72.8	-	75.4	-
28/09/19 23:00	1	79.0	75.0	76.7	-	-	79.0
29/09/19 0:00	2	71.2	71.1	56.3	-	-	71.2
29/09/19 1:00	-	64.4	-	64.5	-	-	64.4
29/09/19 2:00	-	70.7	-	70.7	-	-	70.7
29/09/19 3:00	-	51.8	-	51.8	-	-	51.8
29/09/19 4:00	-	63.4	-	63.5	-	-	63.4
29/09/19 5:00	-	56.1	-	56.1	-	-	56.1
29/09/19 6:00	6	79.4	75.0	77.4	-	-	79.4
	76	**72.8**	**68.0**	**71.0**	**70.0**	**75.4**	**73.9**

Location: Mid Runway NMT # 3

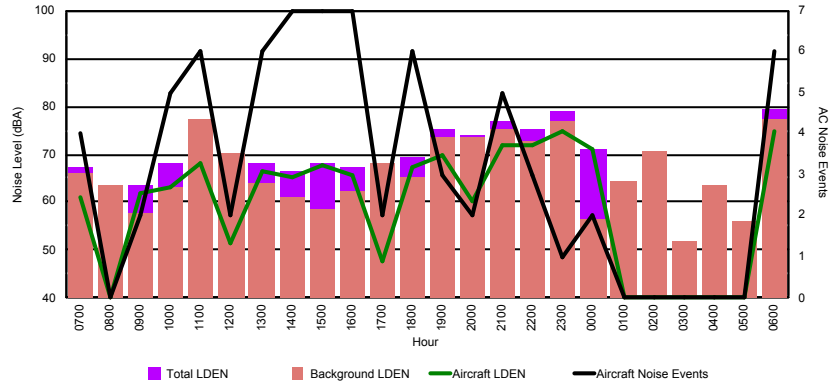

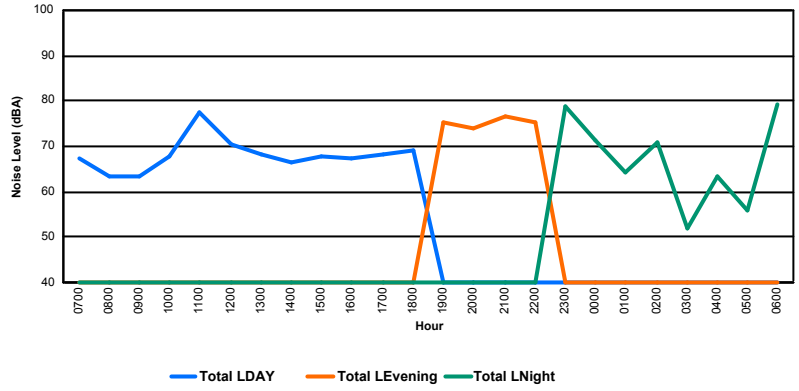

LE GOUVERNEMENT
DU GRAND-DUCHÉ DE LUXEMBOURG
Administration de la navigation aérienne

Luxembourg Airport

Noise Distribution by Hour

Between 28/09/2019 00:00:00 and 28/09/2019 23:59:59 (Local Time)

Day	Aircraft Events	Total LDEN dB (A)	Aircraft LDEN dB(A)	Background LDEN dB(A)	Total LDay dB(A)	Total LEvening dB(A)	Total LNight dB (A)
28/09/19 7:00	6	62.0	59.4	60.6	62.0	-	-
28/09/19 8:00	5	62.4	57.7	63.8	62.4	-	-
28/09/19 9:00	3	62.8	53.2	62.9	62.8	-	-
28/09/19 10:00	4	65.5	62.5	63.2	65.5	-	-
28/09/19 11:00	11	67.9	67.1	60.2	67.9	-	-
28/09/19 12:00	5	65.4	63.8	60.5	65.4	-	-
28/09/19 13:00	8	64.5	62.8	59.9	64.5	-	-
28/09/19 14:00	8	66.0	64.4	61.1	66.0	-	-
28/09/19 15:00	6	66.6	65.4	60.8	66.6	-	-
28/09/19 16:00	4	66.4	65.3	59.8	66.4	-	-
28/09/19 17:00	5	65.6	64.5	59.2	65.6	-	-
28/09/19 18:00	6	67.3	66.6	59.7	67.3	-	-
28/09/19 19:00	5	72.9	72.4	63.8	-	72.9	-
	76	**66.8**	**65.6**	**61.5**	**65.6**	**72.9**	**0.0**

Location: NDB-Hamm NMT # 4

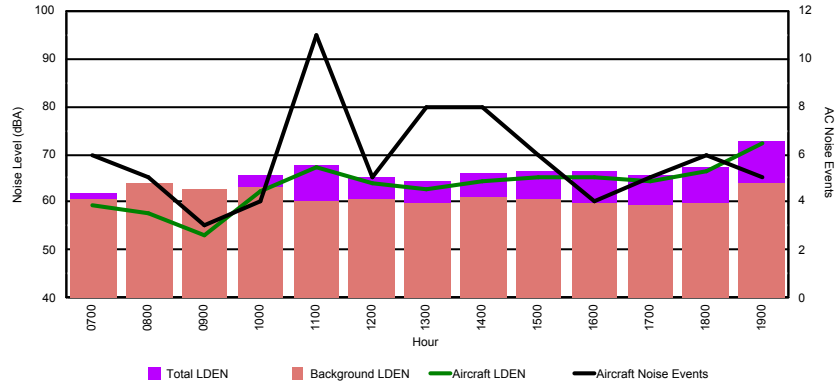

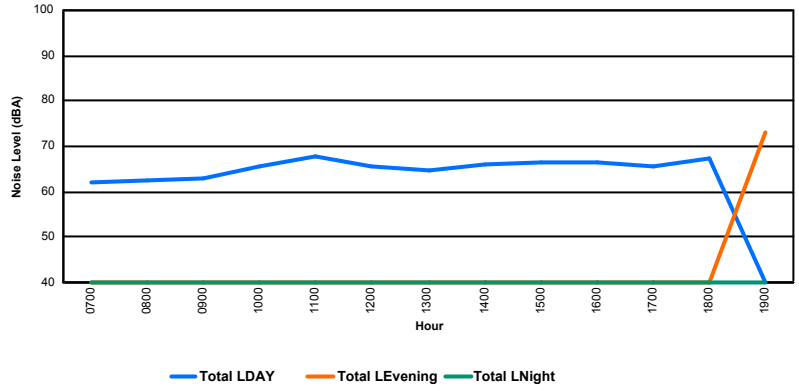

LE GOUVERNEMENT
DU GRAND-DUCHÉ DE LUXEMBOURG
Administration de la navigation aérienne

Luxembourg Airport

Noise Distribution by Hour

Between 29/09/2019 00:00:00 and 29/09/2019 23:59:59 (Local Time)

Day	Aircraft Events	Total LDEN dB (A)	Aircraft LDEN dB(A)	Background LDEN dB(A)	Total LDay dB(A)	Total LEvening dB(A)	Total LNight dB (A)
29/09/19 7:00	1	51.0	46.1	49.4	51.0	-	-
29/09/19 8:00	1	53.9	53.0	46.7	53.9	-	-
29/09/19 9:00	7	59.3	58.6	51.0	59.3	-	-
29/09/19 10:00	4	59.1	57.3	54.7	59.1	-	-
29/09/19 11:00	7	61.7	60.1	56.8	61.7	-	-
29/09/19 12:00	5	58.2	55.2	55.3	58.2	-	-
29/09/19 13:00	7	60.5	58.5	56.4	60.5	-	-
29/09/19 14:00	7	61.8	60.7	55.2	61.8	-	-
29/09/19 15:00	7	61.3	59.5	56.9	61.3	-	-
29/09/19 16:00	7	63.7	62.8	57.0	63.7	-	-
29/09/19 17:00	13	61.3	59.4	57.2	61.3	-	-
29/09/19 18:00	12	64.3	63.6	56.4	64.3	-	-
29/09/19 19:00	8	67.4	65.7	62.6	-	67.4	-
29/09/19 20:00	2	65.4	59.3	64.3	-	65.4	-
29/09/19 21:00	4	65.6	58.7	64.8	-	65.6	-
29/09/19 22:00	13	68.9	67.6	63.7	-	68.9	-
29/09/19 23:00	4	71.0	64.9	69.9	-	-	71.0
30/09/19 0:00	1	67.2	60.9	66.6	-	-	67.2
30/09/19 1:00	1	69.5	67.3	66.3	-	-	69.5
	111	**65.1**	**62.2**	**62.3**	**60.8**	**67.1**	**69.5**

Location: Roodt/Syr NMT # 1

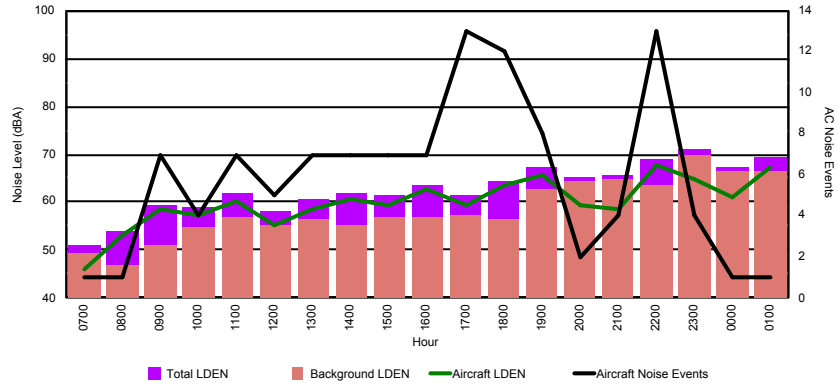

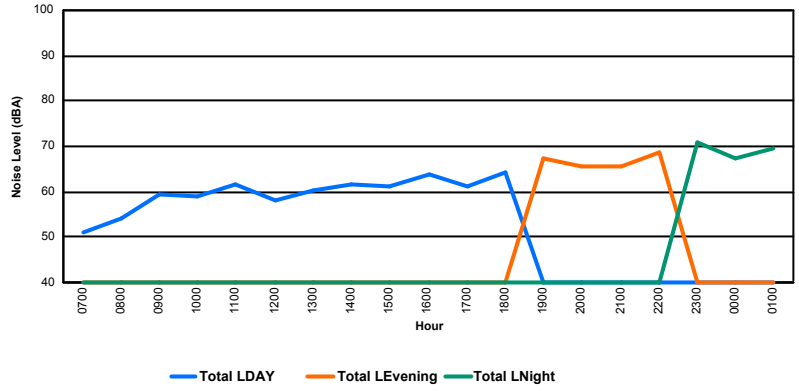

LE GOUVERNEMENT
DU GRAND-DUCHÉ DE LUXEMBOURG
Administration de la navigation aérienne

Luxembourg Airport

Noise Distribution by Hour

Between 29/09/2019 00:00:00 and 29/09/2019 23:59:59 (Local Time)

Day	Aircraft Events	Total LDEN dB (A)	Aircraft LDEN dB(A)	Background LDEN dB(A)	Total LDay dB(A)	Total LEvening dB(A)	Total LNight dB (A)
29/09/19 7:00	1	58.1	56.6	52.6	58.1	-	-
29/09/19 8:00	2	67.3	67.1	53.1	67.3	-	-
29/09/19 9:00	7	71.9	71.8	56.5	71.9	-	-
29/09/19 10:00	6	72.0	71.8	57.5	72.0	-	-
29/09/19 11:00	7	77.2	77.2	57.0	77.2	-	-
29/09/19 12:00	6	69.6	69.3	56.3	69.6	-	-
29/09/19 13:00	7	72.0	71.8	58.8	72.0	-	-
29/09/19 14:00	10	75.2	75.1	58.6	75.2	-	-
29/09/19 15:00	8	73.2	73.1	57.8	73.2	-	-
29/09/19 16:00	9	76.0	75.9	59.3	76.0	-	-
29/09/19 17:00	16	73.1	72.9	59.2	73.1	-	-
29/09/19 18:00	14	79.2	79.1	60.4	79.2	-	-
29/09/19 19:00	9	79.3	79.1	65.6	-	79.3	-
29/09/19 20:00	2	70.8	69.8	64.0	-	70.8	-
29/09/19 21:00	3	70.7	69.6	64.5	-	70.7	-
29/09/19 22:00	21	81.3	81.2	65.4	-	81.3	-
29/09/19 23:00	6	79.7	79.2	69.6	-	-	79.7
30/09/19 0:00	1	76.1	75.0	70.0	-	-	76.1
30/09/19 1:00	2	81.1	80.9	69.1	-	-	81.1
	137	**76.3**	**76.1**	**63.9**	**74.2**	**77.8**	**79.4**

Location: DVOR NMT # 2

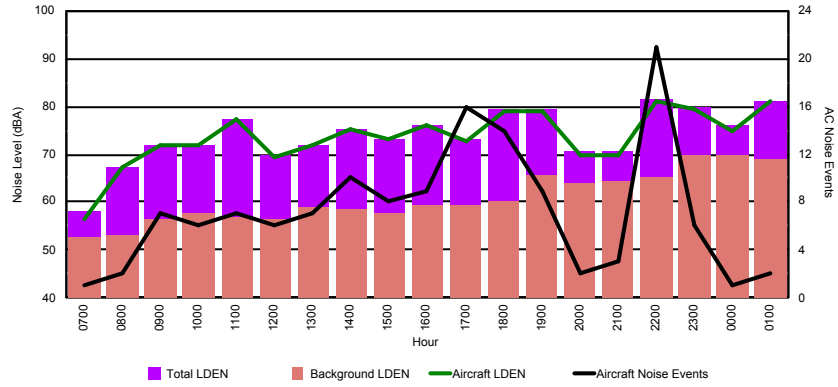

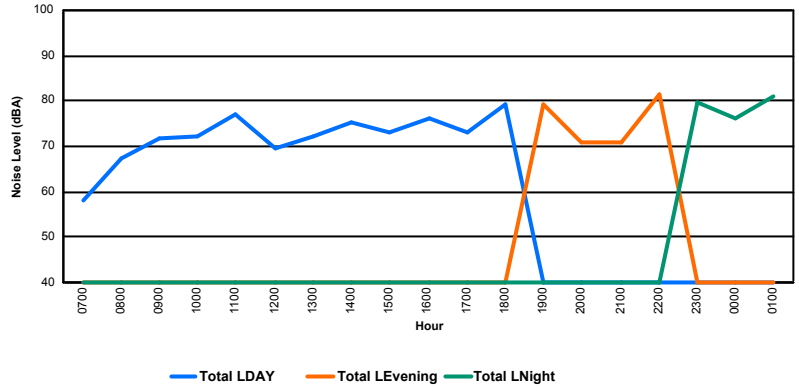

LE GOUVERNEMENT
DU GRAND-DUCHÉ DE LUXEMBOURG
Administration de la navigation aérienne

Luxembourg Airport

Noise Distribution by Hour

Between 29/09/2019 00:00:00 and 29/09/2019 23:59:59 (Local Time)

Day	Aircraft Events	Total LDEN dB (A)	Aircraft LDEN dB(A)	Background LDEN dB(A)	Total LDay dB(A)	Total LEvening dB(A)	Total LNight dB (A)
29/09/19 7:00	2	63.3	56.1	62.3	63.3	-	-
29/09/19 8:00	2	63.2	56.0	62.3	63.2	-	-
29/09/19 9:00	5	66.8	66.2	57.8	66.8	-	-
29/09/19 10:00	6	70.8	69.3	65.7	70.8	-	-
29/09/19 11:00	5	69.4	66.9	65.9	69.4	-	-
29/09/19 12:00	6	66.8	62.4	64.9	66.8	-	-
29/09/19 13:00	4	75.8	65.0	75.5	75.8	-	-
29/09/19 14:00	7	71.6	68.5	68.8	71.6	-	-
29/09/19 15:00	1	68.9	58.3	68.5	68.9	-	-
29/09/19 16:00	4	75.6	74.4	69.2	75.6	-	-
29/09/19 17:00	5	69.1	64.2	67.5	69.1	-	-
29/09/19 18:00	17	77.1	70.2	76.1	77.1	-	-
29/09/19 19:00	7	80.6	77.1	78.1	-	80.6	-
29/09/19 20:00	9	76.1	75.9	62.1	-	76.1	-
29/09/19 21:00	2	73.1	70.1	70.0	-	73.1	-
29/09/19 22:00	7	80.8	77.0	78.5	-	80.8	-
29/09/19 23:00	1	79.6	56.9	79.7	-	-	79.6
30/09/19 0:00	-	73.9	-	74.6	-	-	73.9
30/09/19 1:00	-	81.6	-	81.7	-	-	81.6
	90	**75.9**	**70.7**	**74.5**	**72.0**	**78.7**	**79.4**

Location: Mid Runway NMT # 3

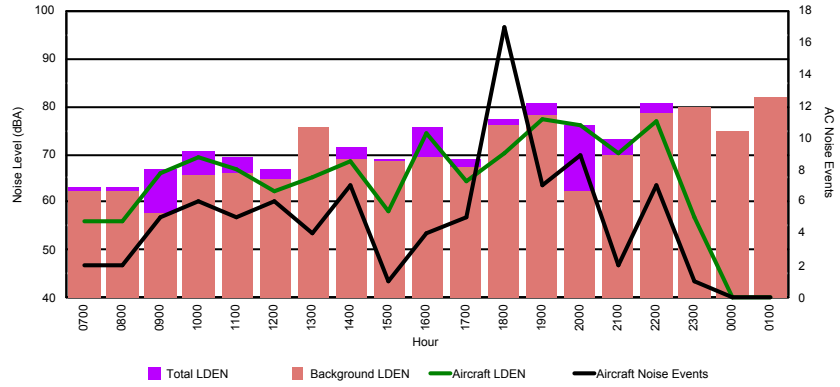

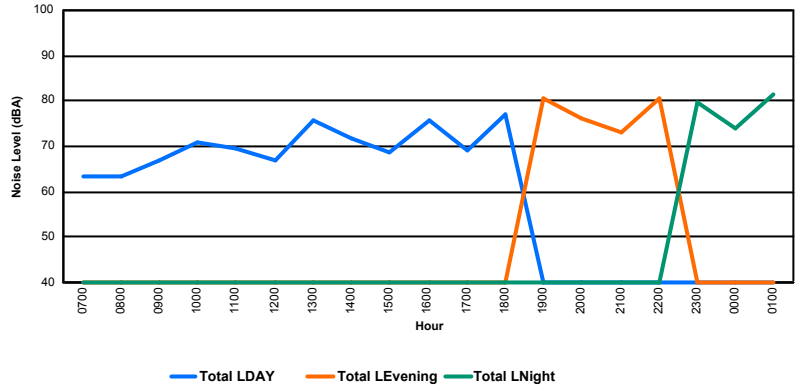

LE GOUVERNEMENT
DU GRAND-DUCHÉ DE LUXEMBOURG
Administration de la navigation aérienne

Luxembourg Airport

Noise Distribution by Hour

Between 30/09/2019 00:00:00 and 30/09/2019 23:59:59 (Local Time)

Day	Aircraft Events	Total LDEN dB (A)	Aircraft LDEN dB(A)	Background LDEN dB(A)	Total LDay dB(A)	Total LEvening dB(A)	Total LNight dB (A)
30/09/19 7:00	3	58.0	57.3	50.1	58.0	-	-
30/09/19 8:00	3	53.7	52.0	48.9	53.7	-	-
30/09/19 9:00	10	56.8	55.5	51.0	56.8	-	-
30/09/19 10:00	12	57.9	56.0	53.7	57.9	-	-
30/09/19 11:00	7	60.1	59.5	51.7	60.1	-	-
30/09/19 12:00	4	56.6	55.3	51.0	56.6	-	-
30/09/19 13:00	3	55.7	53.6	51.6	55.7	-	-
30/09/19 14:00	6	57.1	54.5	53.9	57.1	-	-
30/09/19 15:00	7	58.5	57.5	51.8	58.5	-	-
30/09/19 16:00	7	58.0	56.9	51.7	58.0	-	-
30/09/19 17:00	13	61.4	60.9	53.0	61.4	-	-
30/09/19 18:00	8	58.2	57.5	50.1	58.2	-	-
30/09/19 19:00	5	62.2	61.5	54.5	-	62.2	-
30/09/19 20:00	6	62.4	61.9	52.9	-	62.4	-
30/09/19 21:00	7	60.7	59.9	53.5	-	60.7	-
30/09/19 22:00	12	62.6	61.6	55.0	-	62.6	-
30/09/19 23:00	2	60.1	60.4	54.0	-	-	60.1
01/10/19 0:00	2	68.1	68.0	48.8	-	-	68.1
01/10/19 1:00	-	50.7	-	50.7	-	-	50.7
01/10/19 2:00	-	50.7	-	50.7	-	-	50.7
01/10/19 3:00	-	50.0	-	50.0	-	-	50.0
01/10/19 4:00	-	56.2	-	56.2	-	-	56.2
01/10/19 5:00	1	69.0	68.8	53.8	-	-	69.0
01/10/19 6:00	-	58.6	-	58.6	-	-	58.6
	118	**61.1**	**60.4**	**53.1**	**58.1**	**62.0**	**63.2**

Location: Roodt/Syr NMT # 1

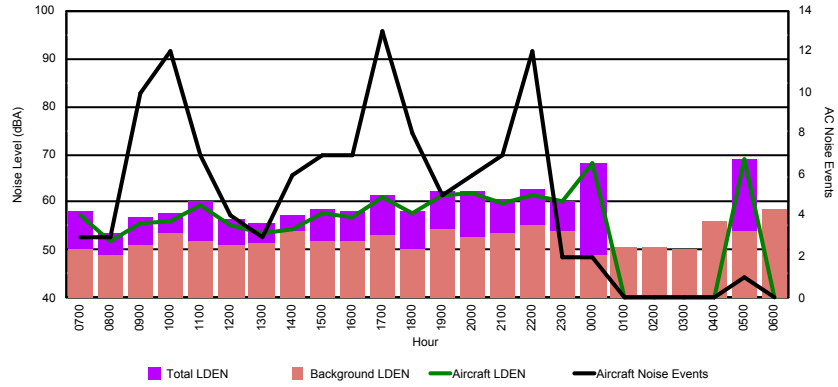

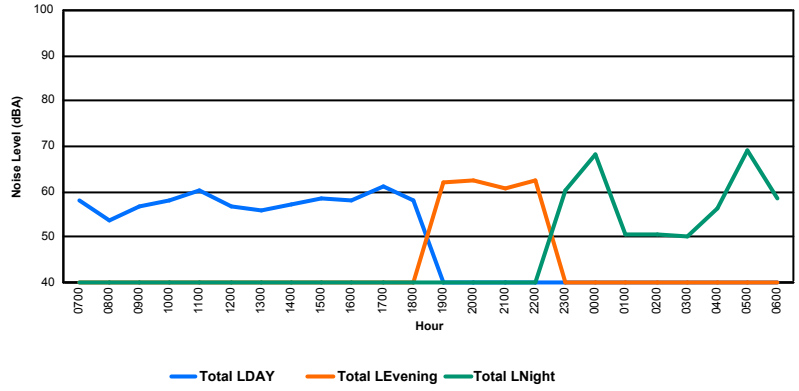

LE GOUVERNEMENT
DU GRAND-DUCHÉ DE LUXEMBOURG
Administration de la navigation aérienne

Luxembourg Airport

Noise Distribution by Hour

Between 30/09/2019 00:00:00 and 30/09/2019 23:59:59 (Local Time)

Day	Aircraft Events	Total LDEN dB (A)	Aircraft LDEN dB(A)	Background LDEN dB(A)	Total LDay dB(A)	Total LEvening dB(A)	Total LNight dB (A)
30/09/19 7:00	4	73.7	73.7	57.1	73.7	-	-
30/09/19 8:00	3	66.5	66.0	56.0	66.5	-	-
30/09/19 9:00	9	69.3	69.1	55.7	69.3	-	-
30/09/19 10:00	15	71.4	71.3	56.3	71.4	-	-
30/09/19 11:00	7	72.1	72.0	56.4	72.1	-	-
30/09/19 12:00	5	69.8	69.7	55.3	69.8	-	-
30/09/19 13:00	3	68.2	68.0	55.2	68.2	-	-
30/09/19 14:00	6	68.3	68.0	56.1	68.3	-	-
30/09/19 15:00	8	71.2	71.1	55.9	71.2	-	-
30/09/19 16:00	7	70.3	70.2	55.3	70.3	-	-
30/09/19 17:00	12	73.9	73.9	56.5	73.9	-	-
30/09/19 18:00	10	73.6	73.5	56.7	73.6	-	-
30/09/19 19:00	8	74.7	74.5	61.0	-	74.7	-
30/09/19 20:00	6	77.6	77.4	60.9	-	77.6	-
30/09/19 21:00	8	74.4	74.2	61.6	-	74.4	-
30/09/19 22:00	15	75.3	75.1	62.3	-	75.3	-
30/09/19 23:00	2	73.0	72.5	63.8	-	-	73.0
01/10/19 0:00	2	82.6	82.6	60.3	-	-	82.6
01/10/19 1:00	-	58.6	-	58.6	-	-	58.6
01/10/19 2:00	-	59.4	-	59.4	-	-	59.4
01/10/19 3:00	-	57.8	-	57.8	-	-	57.8
01/10/19 4:00	-	59.2	-	59.2	-	-	59.2
01/10/19 5:00	1	87.3	87.3	62.2	-	-	87.3
01/10/19 6:00	4	70.6	56.5	68.5	-	-	70.6
	135	**76.5**	**76.4**	**60.3**	**71.3**	**75.7**	**79.7**

Location: DVOR NMT # 2

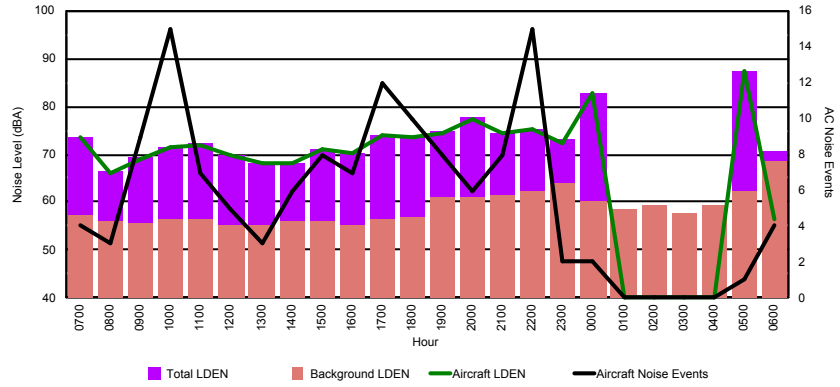

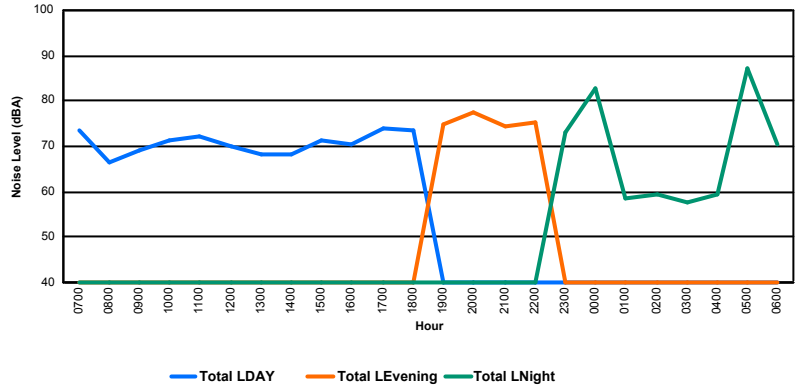

LE GOUVERNEMENT
DU GRAND-DUCHÉ DE LUXEMBOURG
Administration de la navigation aérienne

Luxembourg Airport

Noise Distribution by Hour

Between 30/09/2019 00:00:00 and 30/09/2019 23:59:59 (Local Time)

Day	Aircraft Events	Total LDEN dB (A)	Aircraft LDEN dB(A)	Background LDEN dB(A)	Total LDay dB(A)	Total LEvening dB(A)	Total LNight dB (A)
30/09/19 7:00	5	66.5	63.5	63.6	66.5	-	-
30/09/19 8:00	4	69.2	68.8	59.2	69.2	-	-
30/09/19 9:00	2	69.0	64.1	67.3	69.0	-	-
30/09/19 10:00	5	69.6	62.1	68.9	69.6	-	-
30/09/19 11:00	11	71.9	66.7	70.5	71.9	-	-
30/09/19 12:00	8	67.0	64.1	64.0	67.0	-	-
30/09/19 13:00	5	65.9	64.0	61.5	65.9	-	-
30/09/19 14:00	8	68.2	66.8	62.5	68.2	-	-
30/09/19 15:00	12	68.1	65.2	65.0	68.1	-	-
30/09/19 16:00	8	68.9	66.4	65.4	68.9	-	-
30/09/19 17:00	5	67.7	62.2	66.4	67.7	-	-
30/09/19 18:00	13	70.7	68.4	66.9	70.7	-	-
30/09/19 19:00	10	75.7	75.0	67.5	-	75.7	-
30/09/19 20:00	6	75.6	74.1	70.2	-	75.6	-
30/09/19 21:00	7	76.4	74.1	72.5	-	76.4	-
30/09/19 22:00	3	75.3	66.9	74.6	-	75.3	-
30/09/19 23:00	-	72.0	-	72.0	-	-	72.0
01/10/19 0:00	1	75.6	75.1	65.6	-	-	75.6
01/10/19 1:00	-	51.7	-	51.7	-	-	51.7
01/10/19 2:00	-	52.3	-	52.3	-	-	52.3
01/10/19 3:00	-	59.8	-	59.9	-	-	59.8
01/10/19 4:00	-	55.9	-	55.9	-	-	55.9
01/10/19 5:00	-	61.2	-	61.2	-	-	61.2
01/10/19 6:00	9	82.0	80.0	77.5	-	-	82.0
	122	**72.8**	**70.4**	**69.0**	**68.9**	**75.8**	**74.3**

Location: Mid Runway NMT # 3

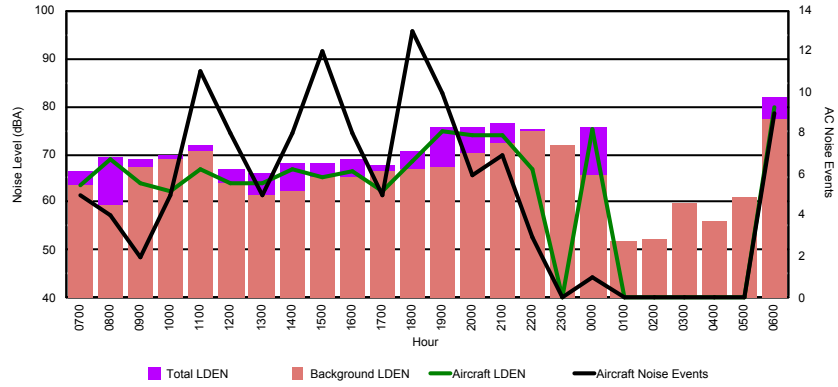

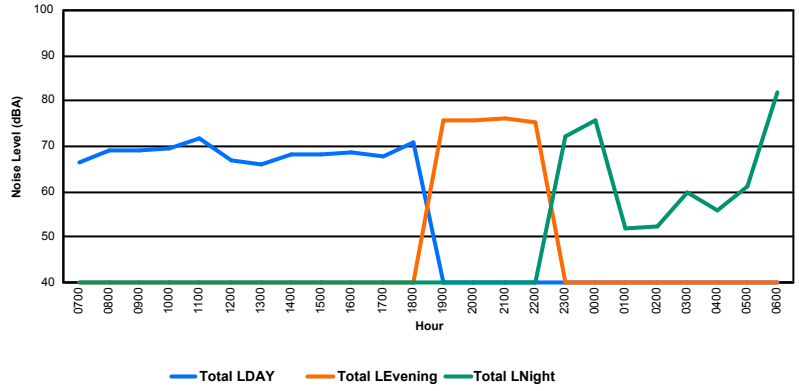

LE GOUVERNEMENT
DU GRAND-DUCHÉ DE LUXEMBOURG
Administration de la navigation aérienne

Luxembourg Airport

Noise Distribution by Hour

Between 30/09/2019 00:00:00 and 30/09/2019 23:59:59 (Local Time)

Day	Aircraft Events	Total LDEN dB (A)	Aircraft LDEN dB(A)	Background LDEN dB(A)	Total LDay dB(A)	Total LEvening dB(A)	Total LNight dB (A)
30/09/19 7:00	7	66.3	64.2	66.2	66.3	-	-
30/09/19 8:00	7	67.1	65.9	64.9	67.1	-	-
30/09/19 9:00	4	63.6	60.5	60.9	63.6	-	-
30/09/19 10:00	8	64.6	62.4	60.9	64.6	-	-
30/09/19 11:00	10	63.0	60.0	60.4	63.0	-	-
30/09/19 12:00	8	62.6	59.4	59.8	62.6	-	-
30/09/19 13:00	5	64.0	61.6	60.5	64.0	-	-
30/09/19 14:00	7	68.9	68.1	61.2	68.9	-	-
30/09/19 15:00	8	62.5	56.6	61.4	62.5	-	-
30/09/19 16:00	8	65.2	63.7	60.3	65.2	-	-
30/09/19 17:00	4	63.7	62.3	58.5	63.7	-	-
30/09/19 18:00	17	68.6	68.1	59.6	68.6	-	-
30/09/19 19:00	8	69.9	68.2	65.3	-	69.9	-
30/09/19 20:00	5	72.4	71.6	65.0	-	72.4	-
30/09/19 21:00	7	72.2	71.5	64.4	-	72.2	-
30/09/19 22:00	4	72.0	71.2	64.6	-	72.0	-
30/09/19 23:00	1	70.8	68.4	67.1	-	-	70.8
01/10/19 0:00	1	63.5	44.8	64.2	-	-	63.5
01/10/19 1:00	-	63.2	-	63.9	-	-	63.2
01/10/19 2:00	-	62.7	-	63.2	-	-	62.7
01/10/19 3:00	-	64.2	-	64.4	-	-	64.2
01/10/19 4:00	-	66.5	-	67.1	-	-	66.5
01/10/19 5:00	-	69.6	-	71.3	-	-	69.6
01/10/19 6:00	16	77.8	77.0	85.6	-	-	77.8
	135	**69.2**	**67.5**	**72.5**	**65.6**	**71.7**	**70.7**

Location: NDB-Hamm NMT # 4

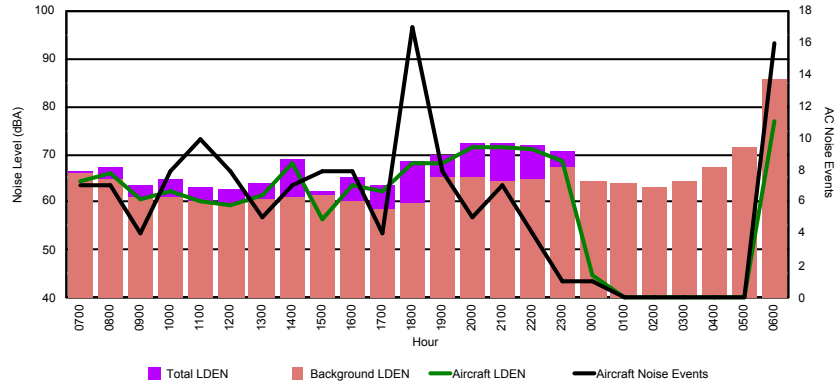

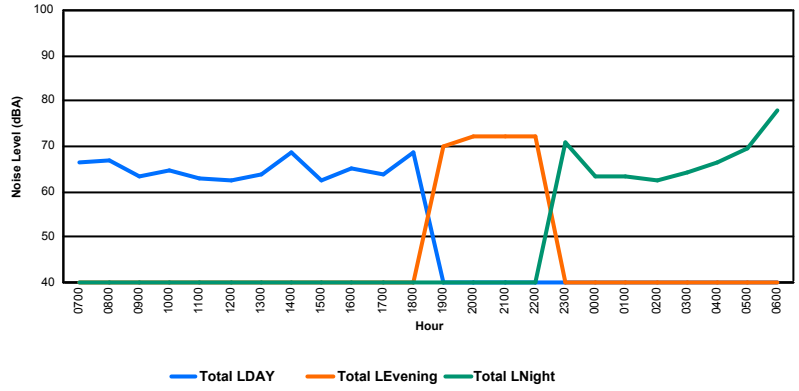

LE GOUVERNEMENT
DU GRAND-DUCHÉ DE LUXEMBOURG
Administration de la navigation aérienne

Luxembourg Airport

Noise Distribution by Hour

Between 01/10/2019 00:00:00 and 01/10/2019 23:59:59 (Local Time)

Day	Aircraft Events	Total LDEN dB (A)	Aircraft LDEN dB(A)	Background LDEN dB(A)	Total LDay dB(A)	Total LEvening dB(A)	Total LNight dB (A)
01/10/19 7:00	3	56.5	55.7	48.7	56.5	-	-
01/10/19 8:00	3	51.9	49.2	48.7	51.9	-	-
01/10/19 9:00	6	57.9	55.8	54.1	57.9	-	-
01/10/19 10:00	12	58.1	56.7	53.1	58.1	-	-
01/10/19 11:00	5	58.0	56.8	51.9	58.0	-	-
01/10/19 12:00	3	55.5	53.9	50.4	55.5	-	-
01/10/19 13:00	5	55.9	52.9	53.1	55.9	-	-
01/10/19 14:00	6	55.5	53.8	50.8	55.5	-	-
01/10/19 15:00	8	60.5	59.8	52.3	60.5	-	-
01/10/19 16:00	7	58.5	57.5	52.1	58.5	-	-
01/10/19 17:00	8	57.0	55.1	52.8	57.0	-	-
01/10/19 18:00	7	57.6	55.9	52.9	57.6	-	-
01/10/19 19:00	6	64.5	63.8	56.2	-	64.5	-
01/10/19 20:00	7	63.6	62.9	55.5	-	63.6	-
01/10/19 21:00	9	63.8	63.1	55.9	-	63.8	-
01/10/19 22:00	12	62.2	61.3	55.5	-	62.2	-
01/10/19 23:00	2	65.6	65.1	55.9	-	-	65.6
02/10/19 0:00	2	67.4	67.2	55.0	-	-	67.4
02/10/19 1:00	-	53.8	-	53.8	-	-	53.8
02/10/19 2:00	-	57.4	-	57.5	-	-	57.4
02/10/19 3:00	1	62.4	61.8	53.5	-	-	62.4
02/10/19 4:00	-	51.9	-	51.9	-	-	51.9
02/10/19 5:15	-	58.3	-	58.3	-	-	58.3
02/10/19 6:00	1	63.5	62.9	54.3	-	-	63.5
	113	**61.0**	**60.1**	**54.1**	**57.3**	**63.6**	**62.7**

Location: Roodt/Syr NMT # 1

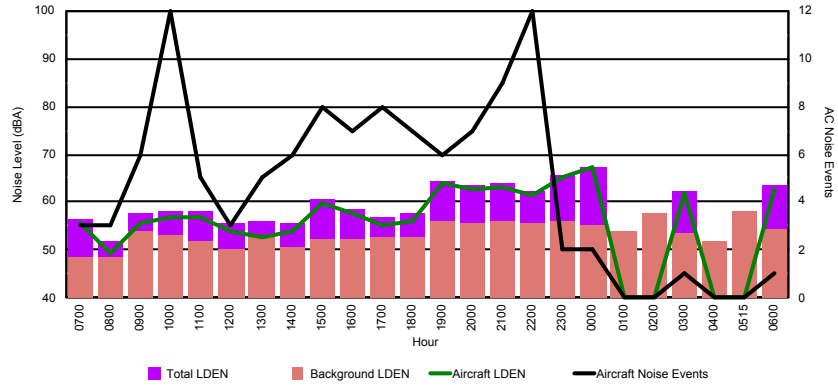

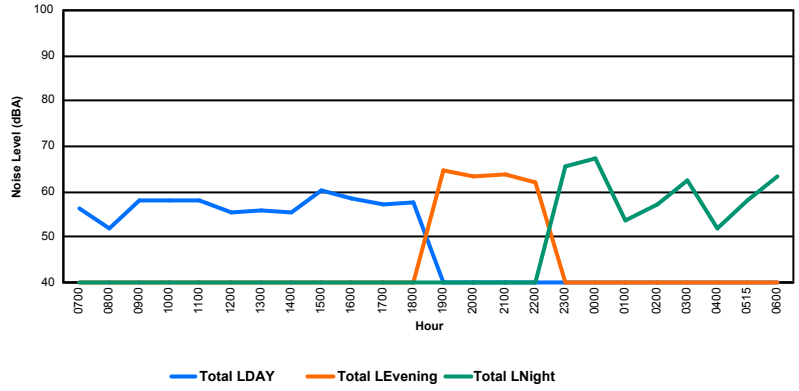

LE GOUVERNEMENT
DU GRAND-DUCHÉ DE LUXEMBOURG
Administration de la navigation aérienne

Luxembourg Airport

Noise Distribution by Hour

Between 01/10/2019 00:00:00 and 01/10/2019 23:59:59 (Local Time)

Day	Aircraft Events	Total LDEN dB (A)	Aircraft LDEN dB(A)	Background LDEN dB(A)	Total LDay dB(A)	Total LEvening dB(A)	Total LNight dB (A)
01/10/19 7:00	5	69.7	69.5	57.3	69.7	-	-
01/10/19 8:00	3	64.2	63.6	55.2	64.2	-	-
01/10/19 9:00	9	71.5	71.3	57.6	71.5	-	-
01/10/19 10:00	12	71.1	70.8	58.2	71.1	-	-
01/10/19 11:00	7	71.6	71.5	58.0	71.6	-	-
01/10/19 12:00	3	71.3	71.1	56.8	71.3	-	-
01/10/19 13:00	7	67.4	67.0	56.7	67.4	-	-
01/10/19 14:00	6	67.9	67.4	57.6	67.9	-	-
01/10/19 15:00	9	75.3	75.2	58.7	75.3	-	-
01/10/19 16:00	8	71.7	71.6	58.2	71.7	-	-
01/10/19 17:00	8	69.1	68.7	59.1	69.1	-	-
01/10/19 18:00	7	70.3	69.9	58.8	70.3	-	-
01/10/19 19:00	7	77.4	77.2	64.1	-	77.4	-
01/10/19 20:00	7	77.3	77.2	59.3	-	77.3	-
01/10/19 21:00	9	76.8	76.7	61.1	-	76.8	-
01/10/19 22:00	14	75.0	74.9	59.2	-	75.0	-
01/10/19 23:00	2	78.1	78.0	61.7	-	-	78.1
02/10/19 0:00	2	79.3	79.3	59.2	-	-	79.3
02/10/19 1:00	-	59.3	-	59.3	-	-	59.3
02/10/19 2:00	-	58.3	-	58.3	-	-	58.3
02/10/19 3:00	1	75.7	75.6	57.5	-	-	75.7
02/10/19 4:00	-	59.5	-	59.5	-	-	59.5
02/10/19 5:00	-	62.0	-	62.0	-	-	62.0
02/10/19 6:00	2	76.3	75.9	66.1	-	-	76.3
	128	**73.7**	**73.6**	**59.9**	**70.9**	**76.7**	**74.7**

Location: DVOR NMT # 2

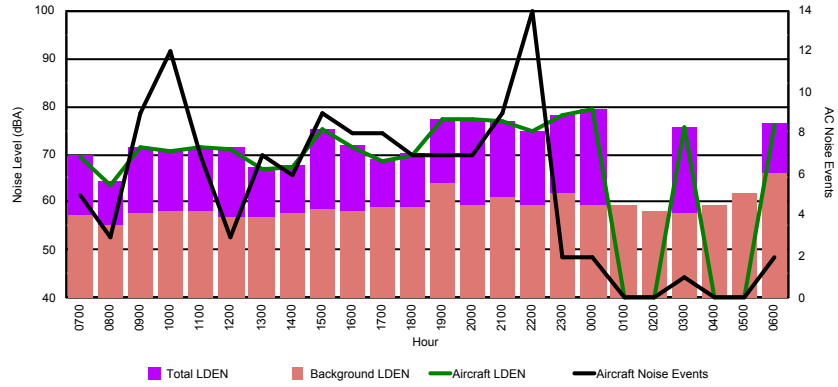

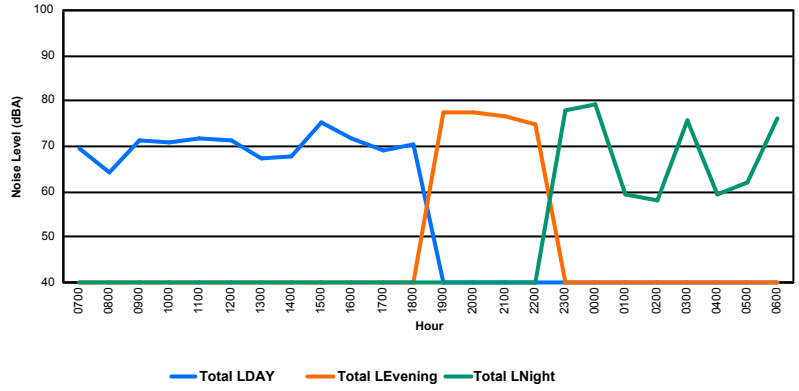

LE GOUVERNEMENT
DU GRAND-DUCHÉ DE LUXEMBOURG
Administration de la navigation aérienne

Luxembourg Airport

Noise Distribution by Hour

Between 01/10/2019 00:00:00 and 01/10/2019 23:59:59 (Local Time)

Day	Aircraft Events	Total LDEN dB (A)	Aircraft LDEN dB(A)	Background LDEN dB(A)	Total LDay dB(A)	Total LEvening dB(A)	Total LNight dB (A)
01/10/19 7:00	4	69.5	68.8	61.8	69.5	-	-
01/10/19 8:00	2	65.6	56.5	65.1	65.6	-	-
01/10/19 9:00	8	69.8	67.4	66.5	69.8	-	-
01/10/19 10:00	9	70.9	69.3	66.0	70.9	-	-
01/10/19 11:00	9	74.6	66.0	74.0	74.6	-	-
01/10/19 12:00	4	70.6	66.7	68.4	70.6	-	-
01/10/19 13:00	3	67.3	66.6	58.9	67.3	-	-
01/10/19 14:00	4	68.9	61.4	68.1	68.9	-	-
01/10/19 15:00	8	70.6	65.8	68.9	70.6	-	-
01/10/19 16:00	7	70.1	69.3	62.5	70.1	-	-
01/10/19 17:00	7	68.4	63.3	66.8	68.4	-	-
01/10/19 18:00	7	68.3	65.8	64.6	68.3	-	-
01/10/19 19:00	8	77.5	75.5	73.1	-	77.5	-
01/10/19 20:00	1	68.9	61.0	68.2	-	68.9	-
01/10/19 21:00	11	79.7	77.9	75.0	-	79.7	-
01/10/19 22:00	4	71.6	62.9	71.1	-	71.6	-
01/10/19 23:00	1	76.2	68.4	75.4	-	-	76.2
02/10/19 0:00	2	70.0	61.1	69.4	-	-	70.0
02/10/19 1:00	-	58.3	-	58.4	-	-	58.3
02/10/19 2:00	-	59.0	-	59.0	-	-	59.0
02/10/19 3:00	-	58.4	-	58.4	-	-	58.4
02/10/19 4:00	-	66.3	-	66.3	-	-	66.3
02/10/19 5:00	-	63.2	-	63.3	-	-	63.2
02/10/19 6:00	13	81.5	80.2	75.5	-	-	81.5
	112	**73.2**	**70.5**	**69.8**	**70.1**	**76.3**	**74.0**

Location: Mid Runway NMT # 3

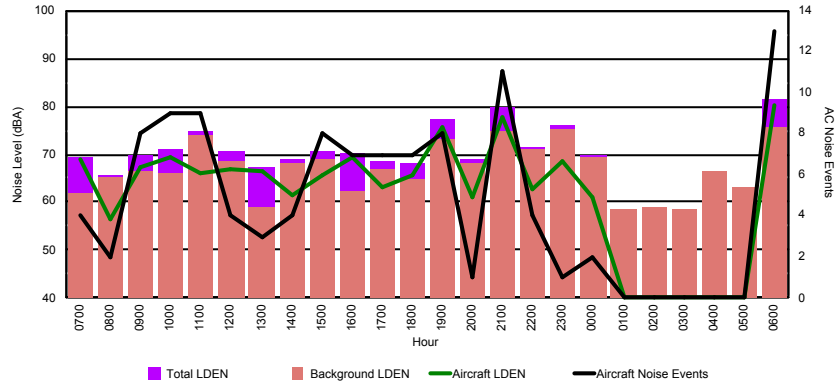

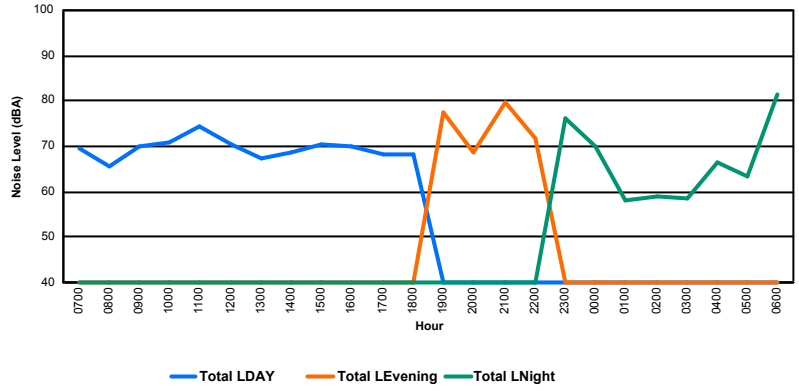

LE GOUVERNEMENT
DU GRAND-DUCHÉ DE LUXEMBOURG
Administration de la navigation aérienne

Luxembourg Airport

Noise Distribution by Hour

Between 01/10/2019 00:00:00 and 01/10/2019 23:59:59 (Local Time)

Day	Aircraft Events	Total LDEN dB (A)	Aircraft LDEN dB(A)	Background LDEN dB(A)	Total LDay dB(A)	Total LEvening dB(A)	Total LNight dB (A)
01/10/19 7:00	8	65.9	64.4	65.0	65.9	-	-
01/10/19 8:00	2	62.2	52.7	64.9	62.2	-	-
01/10/19 9:00	4	62.3	53.6	61.8	62.3	-	-
01/10/19 10:00	6	62.9	55.8	62.3	62.9	-	-
01/10/19 11:00	12	64.4	61.6	61.7	64.4	-	-
01/10/19 12:00	5	62.9	57.0	61.7	62.9	-	-
01/10/19 13:00	2	62.7	55.5	61.9	62.7	-	-
01/10/19 14:00	8	63.8	60.4	61.4	63.8	-	-
01/10/19 15:00	9	64.8	62.7	61.1	64.8	-	-
01/10/19 16:00	4	70.5	70.1	60.2	70.5	-	-
01/10/19 17:00	5	62.2	58.7	59.8	62.2	-	-
01/10/19 18:00	10	63.4	60.5	60.4	63.4	-	-
01/10/19 19:00	11	74.0	73.5	64.9	-	74.0	-
01/10/19 20:00	3	65.1	60.5	63.4	-	65.1	-
01/10/19 21:00	8	75.5	75.3	62.4	-	75.5	-
01/10/19 22:00	1	69.3	68.5	61.7	-	69.3	-
01/10/19 23:00	2	72.3	71.5	64.7	-	-	72.3
02/10/19 0:00	-	62.9	-	63.5	-	-	62.9
02/10/19 1:00	-	61.9	-	62.3	-	-	61.9
02/10/19 2:00	-	59.9	-	60.1	-	-	59.9
02/10/19 3:00	-	62.4	-	62.4	-	-	62.4
02/10/19 4:00	-	64.5	-	64.7	-	-	64.5
02/10/19 5:00	-	68.0	-	69.2	-	-	68.0
02/10/19 6:00	17	79.9	79.6	73.6	-	-	79.9
	117	**70.0**	**69.0**	**64.8**	**64.8**	**72.6**	**72.1**

Location: NDB-Hamm NMT # 4

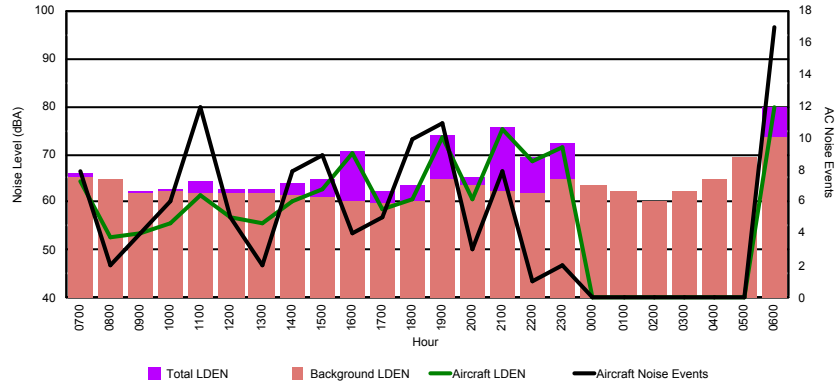

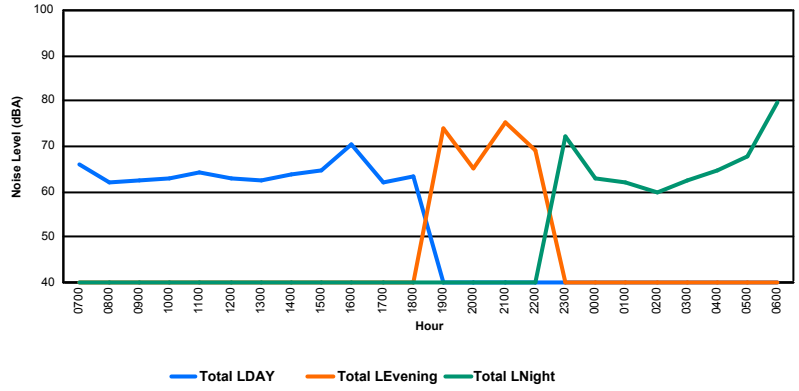

LE GOUVERNEMENT
DU GRAND-DUCHÉ DE LUXEMBOURG
Administration de la navigation aérienne

Luxembourg Airport

Noise Distribution by Hour

Between 02/10/2019 00:00:00 and 02/10/2019 23:59:59 (Local Time)

Day	Aircraft Events	Total LDEN dB (A)	Aircraft LDEN dB(A)	Background LDEN dB(A)	Total LDay dB(A)	Total LEvening dB(A)	Total LNight dB (A)
02/10/19 7:00	2	51.5	45.6	50.3	51.5	-	-
02/10/19 8:00	7	55.8	54.3	50.8	55.8	-	-
02/10/19 9:00	8	58.4	56.9	53.2	58.4	-	-
02/10/19 10:00	11	59.2	57.7	54.0	59.2	-	-
02/10/19 11:00	5	58.1	56.7	52.5	58.1	-	-
02/10/19 12:00	1	53.8	49.7	51.7	53.8	-	-
02/10/19 13:00	1	52.7	45.7	51.8	52.7	-	-
02/10/19 14:00	4	57.0	56.0	50.7	57.0	-	-
02/10/19 15:00	6	58.9	57.9	52.4	58.9	-	-
02/10/19 16:00	5	55.6	52.2	53.0	55.6	-	-
02/10/19 17:00	4	55.4	52.6	52.3	55.4	-	-
02/10/19 18:00	2	59.6	58.8	51.8	59.6	-	-
02/10/19 19:00	1	55.7	50.4	54.3	-	55.7	-
02/10/19 20:00	2	58.2	55.4	54.9	-	58.2	-
02/10/19 21:00	4	57.2	55.9	51.5	-	57.2	-
02/10/19 22:00	16	64.9	64.5	55.5	-	64.9	-
02/10/19 23:00	-	50.2	-	50.2	-	-	50.2
03/10/19 0:00	1	52.4	49.4	49.4	-	-	52.4
03/10/19 1:00	-	47.2	-	47.2	-	-	47.2
03/10/19 2:00	-	47.1	-	47.1	-	-	47.1
03/10/19 3:00	-	48.7	-	48.7	-	-	48.7
03/10/19 4:00	-	55.8	-	55.8	-	-	55.8
03/10/19 5:00	-	50.8	-	50.8	-	-	50.8
03/10/19 6:00	1	65.7	65.2	55.3	-	-	65.7
	81	**58.1**	**56.7**	**52.5**	**57.0**	**60.7**	**57.7**

Location: Roodt/Syr NMT # 1

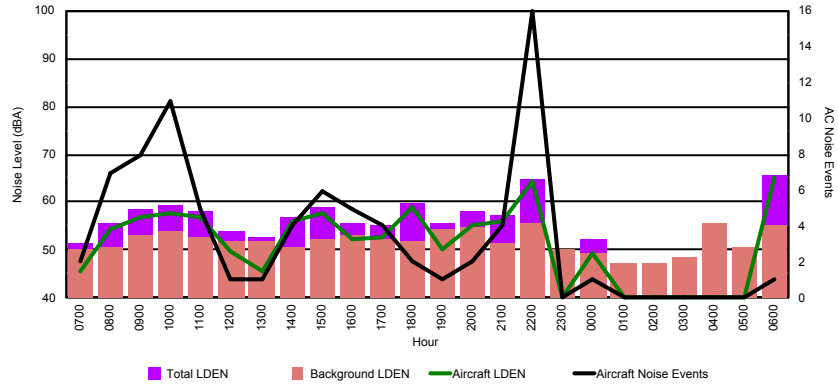

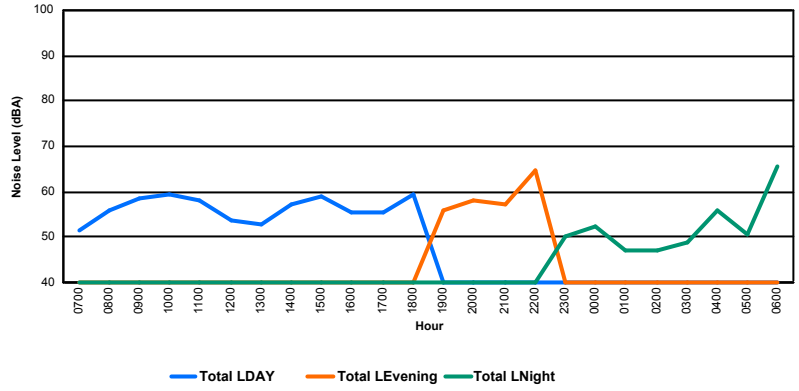

LE GOUVERNEMENT
DU GRAND-DUCHÉ DE LUXEMBOURG
Administration de la navigation aérienne

Luxembourg Airport

Noise Distribution by Hour

Between 02/10/2019 00:00:00 and 02/10/2019 23:59:59 (Local Time)

Day	Aircraft Events	Total LDEN dB (A)	Aircraft LDEN dB(A)	Background LDEN dB(A)	Total LDay dB(A)	Total LEvening dB(A)	Total LNight dB (A)
02/10/19 7:00	3	61.3	60.3	54.6	61.3	-	-
02/10/19 8:00	7	66.4	66.0	56.3	66.4	-	-
02/10/19 9:00	8	68.4	68.3	52.8	68.4	-	-
02/10/19 10:00	11	71.3	71.2	53.0	71.3	-	-
02/10/19 11:00	10	65.0	64.8	52.4	65.0	-	-
02/10/19 12:00	6	61.6	61.2	50.2	61.6	-	-
02/10/19 13:00	5	60.3	59.8	50.7	60.3	-	-
02/10/19 14:00	8	66.9	66.7	51.6	66.9	-	-
02/10/19 15:00	7	70.6	70.5	55.6	70.6	-	-
02/10/19 16:00	6	64.9	64.7	51.8	64.9	-	-
02/10/19 17:00	8	63.7	63.4	52.5	63.7	-	-
02/10/19 18:00	14	69.2	69.1	53.0	69.2	-	-
02/10/19 19:00	7	66.1	65.4	57.7	-	66.1	-
02/10/19 20:00	2	68.3	68.0	56.0	-	68.3	-
02/10/19 21:00	4	70.0	69.7	58.9	-	70.0	-
02/10/19 22:00	18	76.9	76.7	63.6	-	76.9	-
02/10/19 23:00	-	58.9	-	58.9	-	-	58.9
03/10/19 0:00	1	66.7	66.2	56.9	-	-	66.7
03/10/19 1:00	-	53.1	-	53.1	-	-	53.1
03/10/19 2:00	-	53.8	-	53.8	-	-	53.8
03/10/19 3:00	-	57.5	-	57.5	-	-	57.5
03/10/19 4:00	-	55.8	-	55.8	-	-	55.8
03/10/19 5:00	-	60.4	-	60.4	-	-	60.4
03/10/19 6:00	2	80.7	80.5	67.2	-	-	80.7
	127	**70.3**	**70.0**	**58.1**	**67.1**	**72.4**	**72.0**

Location: DVOR NMT # 2

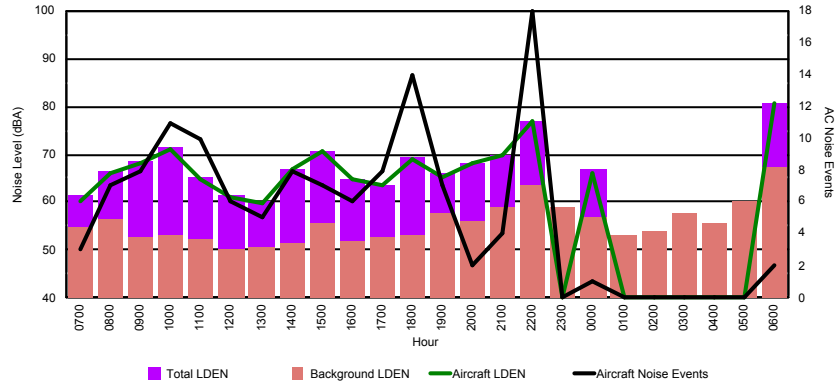

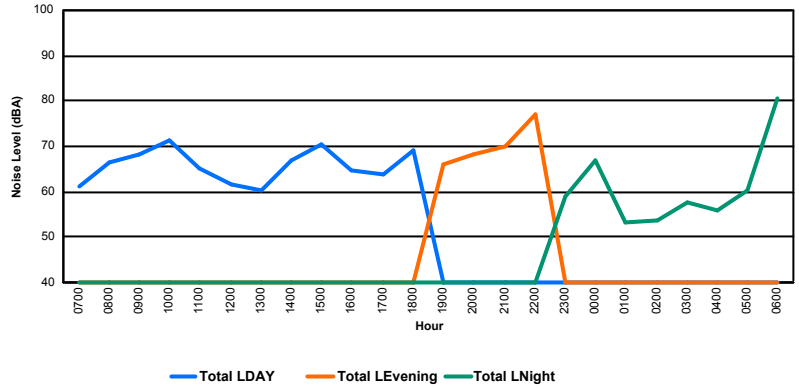

LE GOUVERNEMENT
DU GRAND-DUCHÉ DE LUXEMBOURG
Administration de la navigation aérienne

Luxembourg Airport

Noise Distribution by Hour

Between 02/10/2019 00:00:00 and 02/10/2019 23:59:59 (Local Time)

Day	Aircraft Events	Total LDEN dB (A)	Aircraft LDEN dB(A)	Background LDEN dB(A)	Total LDay dB(A)	Total LEvening dB(A)	Total LNight dB (A)
02/10/19 7:00	6	67.1	65.2	62.6	67.1	-	-
02/10/19 8:00	6	71.2	66.9	69.1	71.2	-	-
02/10/19 9:00	8	70.4	65.3	68.9	70.4	-	-
02/10/19 10:00	9	71.1	69.1	66.9	71.1	-	-
02/10/19 11:00	12	69.7	69.2	60.8	69.7	-	-
02/10/19 12:00	6	66.0	61.3	64.2	66.0	-	-
02/10/19 13:00	14	65.7	64.8	58.8	65.7	-	-
02/10/19 14:00	18	67.5	66.4	61.3	67.5	-	-
02/10/19 15:00	8	66.0	63.5	62.6	66.0	-	-
02/10/19 16:00	11	68.9	68.2	60.6	68.9	-	-
02/10/19 17:00	12	68.1	67.0	62.3	68.1	-	-
02/10/19 18:00	17	75.1	74.9	62.1	75.1	-	-
02/10/19 19:00	9	74.1	73.3	66.4	-	74.1	-
02/10/19 20:00	2	71.6	58.5	71.4	-	71.6	-
02/10/19 21:00	2	77.1	63.9	77.0	-	77.1	-
02/10/19 22:00	11	76.8	73.0	74.7	-	76.8	-
02/10/19 23:00	-	62.2	-	62.2	-	-	62.2
03/10/19 0:00	-	63.2	-	63.4	-	-	63.2
03/10/19 1:00	-	59.3	-	59.3	-	-	59.3
03/10/19 2:00	-	58.7	-	58.8	-	-	58.7
03/10/19 3:00	-	59.1	-	59.1	-	-	59.1
03/10/19 4:00	-	59.9	-	59.9	-	-	59.9
03/10/19 5:00	-	65.4	-	65.7	-	-	65.4
03/10/19 6:00	9	82.1	80.2	78.0	-	-	82.1
	160	**72.5**	**69.8**	**69.4**	**69.8**	**75.4**	**73.3**

Location: Mid Runway NMT # 3

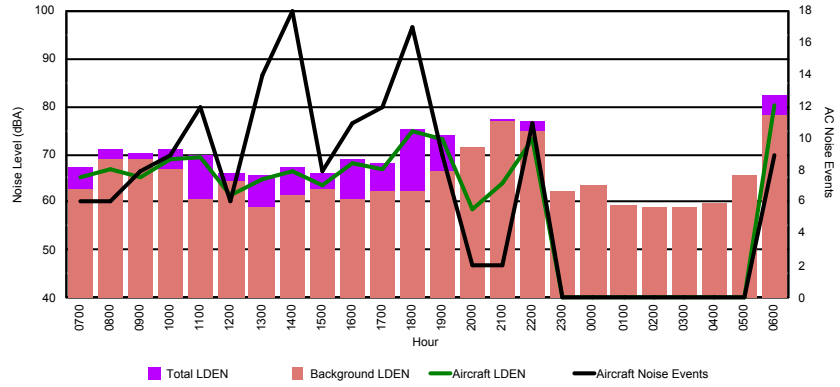

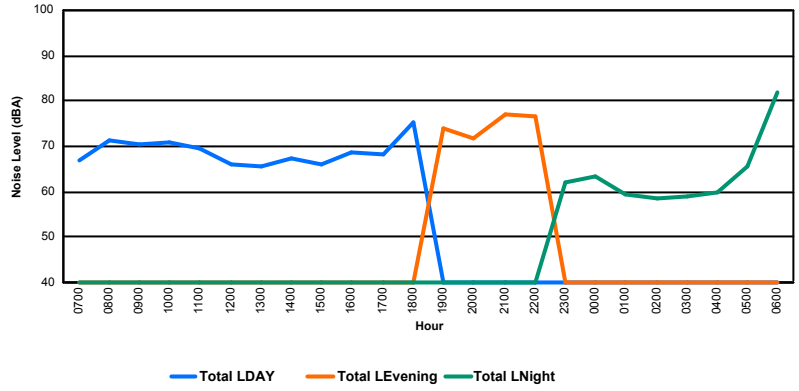

LE GOUVERNEMENT
DU GRAND-DUCHÉ DE LUXEMBOURG
Administration de la navigation aérienne

Luxembourg Airport

Noise Distribution by Hour

Between 02/10/2019 00:00:00 and 02/10/2019 23:59:59 (Local Time)

Day	Aircraft Events	Total LDEN dB (A)	Aircraft LDEN dB(A)	Background LDEN dB(A)	Total LDay dB(A)	Total LEvening dB(A)	Total LNight dB (A)
02/10/19 7:00	9	64.8	62.8	64.4	64.8	-	-
02/10/19 8:00	7	71.3	70.4	67.6	71.3	-	-
02/10/19 9:00	7	68.2	66.6	64.3	68.2	-	-
02/10/19 10:00	8	64.5	60.1	63.2	64.5	-	-
02/10/19 11:00	9	65.4	62.7	62.7	65.4	-	-
02/10/19 12:00	6	67.6	66.3	61.7	67.6	-	-
02/10/19 13:00	6	65.8	63.9	61.4	65.8	-	-
02/10/19 14:00	6	64.2	61.3	61.4	64.2	-	-
02/10/19 15:00	4	65.0	63.1	60.6	65.0	-	-
02/10/19 16:00	7	66.6	65.2	60.9	66.6	-	-
02/10/19 17:00	10	65.6	63.9	60.9	65.6	-	-
02/10/19 18:00	14	68.2	67.3	61.0	68.2	-	-
	93	**67.0**	**65.4**	**63.1**	**67.0**	**0.0**	**0.0**

Location: NDB-Hamm NMT # 4

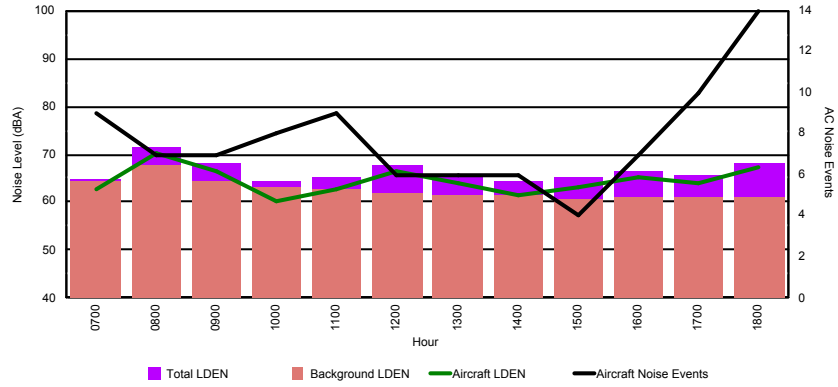

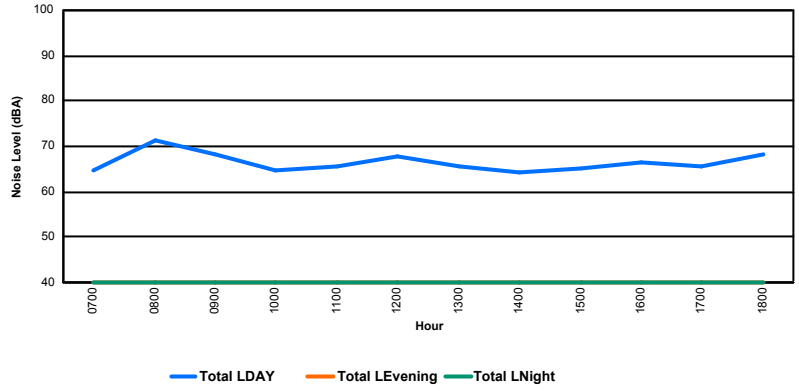

LE GOUVERNEMENT
DU GRAND-DUCHÉ DE LUXEMBOURG
Administration de la navigation aérienne

Luxembourg Airport

Noise Distribution by Hour

Between 03/10/2019 00:00:00 and 03/10/2019 23:59:59 (Local Time)

Day	Aircraft Events	Total LDEN dB (A)	Aircraft LDEN dB(A)	Background LDEN dB(A)	Total LDay dB(A)	Total LEvening dB(A)	Total LNight dB (A)
03/10/19 7:00	4	59.5	59.2	48.0	59.5	-	-
03/10/19 8:00	5	57.6	57.2	47.7	57.6	-	-
03/10/19 9:00	9	56.0	54.8	50.3	56.0	-	-
03/10/19 10:00	7	55.4	54.2	49.4	55.4	-	-
03/10/19 11:00	9	59.6	59.0	51.2	59.6	-	-
03/10/19 12:00	1	49.2	46.6	45.7	49.2	-	-
03/10/19 13:00	9	58.7	57.9	51.4	58.7	-	-
03/10/19 14:00	6	57.9	57.2	49.7	57.9	-	-
03/10/19 15:00	6	54.8	52.8	50.7	54.8	-	-
03/10/19 16:00	7	57.8	57.0	50.5	57.8	-	-
03/10/19 17:00	10	58.9	58.1	51.3	58.9	-	-
03/10/19 18:00	6	57.9	57.0	50.5	57.9	-	-
03/10/19 19:00	5	64.5	64.2	52.0	-	64.5	-
03/10/19 20:00	6	59.8	58.2	55.0	-	59.8	-
03/10/19 21:00	9	61.9	61.2	54.3	-	61.9	-
03/10/19 22:00	14	62.3	61.5	54.8	-	62.3	-
03/10/19 23:00	1	63.1	56.4	62.1	-	-	63.1
04/10/19 0:00	-	48.7	-	48.7	-	-	48.7
04/10/19 1:00	-	47.2	-	47.2	-	-	47.2
04/10/19 2:00	-	47.2	-	47.2	-	-	47.2
04/10/19 3:00	-	49.2	-	49.2	-	-	49.2
04/10/19 4:00	-	51.2	-	51.2	-	-	51.2
04/10/19 5:00	-	57.3	-	57.3	-	-	57.3
04/10/19 6:00	-	56.4	-	56.4	-	-	56.4
	114	**58.6**	**57.1**	**53.4**	**57.6**	**62.4**	**56.3**

Location: Roodt/Syr NMT # 1

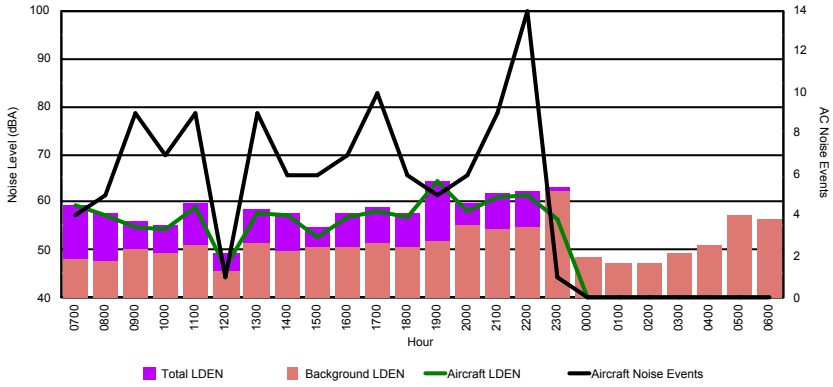

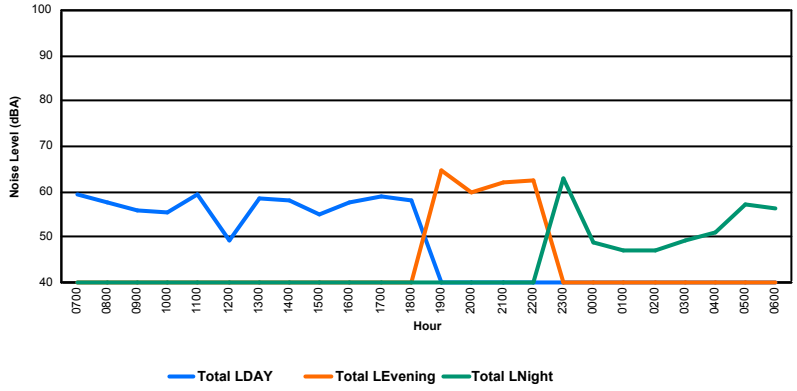

LE GOUVERNEMENT
DU GRAND-DUCHÉ DE LUXEMBOURG
Administration de la navigation aérienne

Luxembourg Airport

Noise Distribution by Hour

Between 03/10/2019 00:00:00 and 03/10/2019 23:59:59 (Local Time)

Day	Aircraft Events	Total LDEN dB (A)	Aircraft LDEN dB(A)	Background LDEN dB(A)	Total LDay dB(A)	Total LEvening dB(A)	Total LNight dB (A)
03/10/19 7:00	6	71.3	71.2	56.0	71.3	-	-
03/10/19 8:00	5	68.5	68.3	54.1	68.5	-	-
03/10/19 9:00	9	67.9	67.7	55.1	67.9	-	-
03/10/19 10:00	7	66.2	66.0	53.1	66.2	-	-
03/10/19 11:00	9	72.8	72.8	53.3	72.8	-	-
03/10/19 12:00	1	59.2	57.7	53.8	59.2	-	-
03/10/19 13:00	10	72.1	72.0	54.5	72.1	-	-
03/10/19 14:00	6	70.1	70.0	53.9	70.1	-	-
03/10/19 15:00	8	67.1	66.9	54.3	67.1	-	-
03/10/19 16:00	7	69.8	69.6	53.6	69.8	-	-
03/10/19 17:00	13	71.7	71.6	55.3	71.7	-	-
03/10/19 18:00	7	70.4	70.2	58.1	70.4	-	-
03/10/19 19:00	8	76.2	76.1	61.9	-	76.2	-
03/10/19 20:00	6	71.4	71.1	58.0	-	71.4	-
03/10/19 21:00	10	73.9	73.8	56.9	-	73.9	-
03/10/19 22:00	14	74.6	74.4	59.2	-	74.6	-
03/10/19 23:00	1	69.8	69.3	60.3	-	-	69.8
04/10/19 0:00	-	57.2	-	57.2	-	-	57.2
04/10/19 1:00	-	58.3	-	58.3	-	-	58.3
04/10/19 2:00	-	57.9	-	57.9	-	-	57.9
04/10/19 3:00	-	57.9	-	57.9	-	-	57.9
04/10/19 4:00	-	61.3	-	61.3	-	-	61.3
04/10/19 5:00	-	62.4	-	62.4	-	-	62.4
04/10/19 6:00	2	67.5	52.4	68.1	-	-	67.5
	129	**70.1**	**69.8**	**59.3**	**69.9**	**74.3**	**64.1**

Location: DVOR NMT # 2

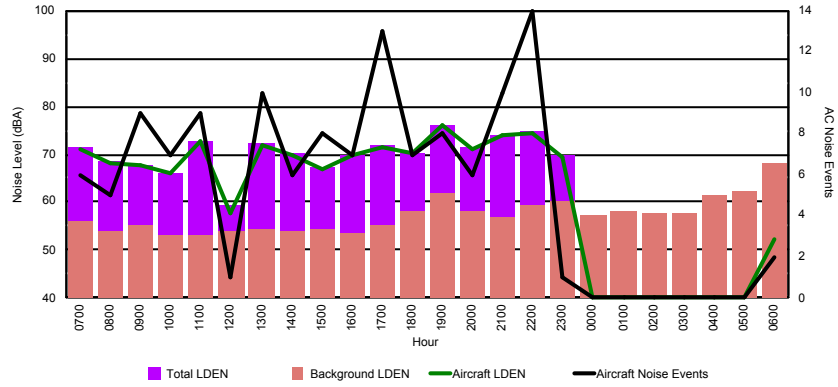

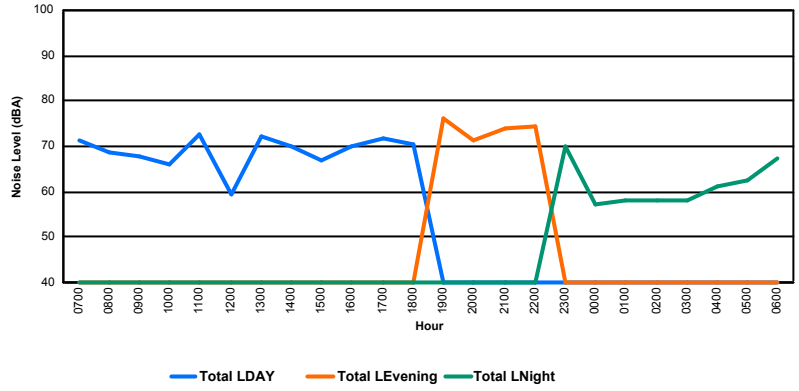

LE GOUVERNEMENT
DU GRAND-DUCHÉ DE LUXEMBOURG
Administration de la navigation aérienne

Luxembourg Airport

Noise Distribution by Hour

Between 03/10/2019 00:00:00 and 03/10/2019 23:59:59 (Local Time)

Day	Aircraft Events	Total LDEN dB (A)	Aircraft LDEN dB(A)	Background LDEN dB(A)	Total LDay dB(A)	Total LEvening dB(A)	Total LNight dB (A)
03/10/19 7:00	7	76.2	71.1	74.6	76.2	-	-
03/10/19 8:00	-	63.8	-	63.8	63.8	-	-
03/10/19 9:00	13	73.3	68.9	71.4	73.3	-	-
03/10/19 10:00	7	69.7	63.8	68.5	69.7	-	-
03/10/19 11:00	6	68.7	64.8	66.4	68.7	-	-
03/10/19 12:00	5	69.1	64.5	67.3	69.1	-	-
03/10/19 13:00	6	67.5	62.7	65.8	67.5	-	-
03/10/19 14:00	7	71.9	70.3	66.7	71.9	-	-
03/10/19 15:00	12	71.1	69.3	66.5	71.1	-	-
03/10/19 16:00	12	70.5	69.4	64.1	70.5	-	-
03/10/19 17:00	12	70.8	65.4	69.4	70.8	-	-
03/10/19 18:00	9	71.2	65.7	69.8	71.2	-	-
03/10/19 19:00	9	74.8	70.7	72.7	-	74.8	-
03/10/19 20:00	6	74.5	73.4	67.9	-	74.5	-
03/10/19 21:00	5	73.0	67.4	71.7	-	73.0	-
03/10/19 22:00	6	75.5	73.3	71.5	-	75.5	-
03/10/19 23:00	-	76.9	-	76.9	-	-	76.9
04/10/19 0:00	-	56.5	-	56.5	-	-	56.5
04/10/19 1:00	-	56.5	-	56.5	-	-	56.5
04/10/19 2:00	-	56.2	-	56.2	-	-	56.2
04/10/19 3:00	-	56.2	-	56.2	-	-	56.2
04/10/19 4:00	1	68.8	68.4	57.2	-	-	68.8
04/10/19 5:00	-	60.5	-	60.5	-	-	60.5
04/10/19 6:00	10	79.9	77.1	76.7	-	-	79.9
	133	**72.5**	**68.9**	**70.2**	**71.3**	**74.5**	**72.9**

Location: Mid Runway NMT # 3

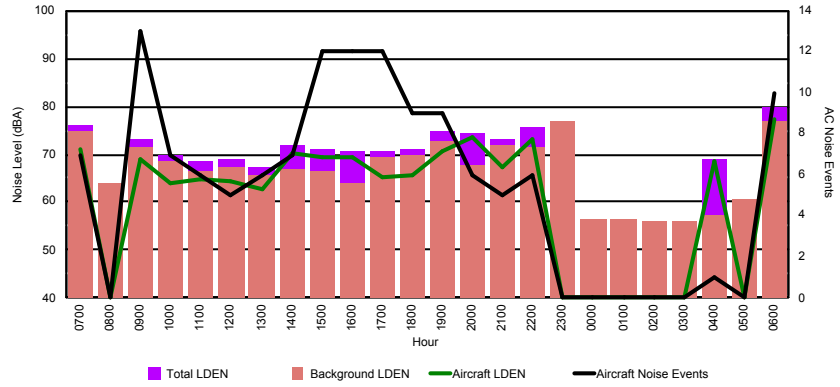

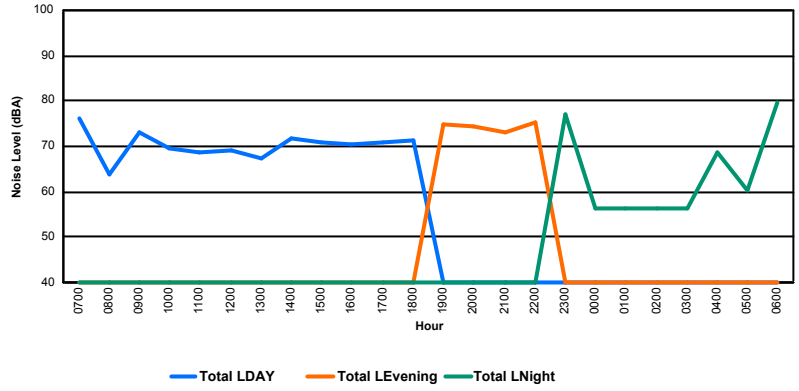

LE GOUVERNEMENT
DU GRAND-DUCHÉ DE LUXEMBOURG
Administration de la navigation aérienne

Luxembourg Airport

Noise Distribution by Hour

Between 03/10/2019 00:00:00 and 03/10/2019 23:59:59 (Local Time)

Day	Aircraft Events	Total LDEN dB (A)	Aircraft LDEN dB(A)	Background LDEN dB(A)	Total LDay dB(A)	Total LEvening dB(A)	Total LNight dB (A)
03/10/19 7:00	6	66.9	65.3	65.3	66.9	-	-
03/10/19 8:00	2	62.9	56.3	65.5	62.9	-	-
03/10/19 9:00	7	69.0	68.1	61.8	69.0	-	-
03/10/19 10:00	10	67.8	66.9	60.9	67.8	-	-
03/10/19 11:00	9	63.9	60.9	61.2	63.9	-	-
03/10/19 12:00	8	64.9	63.2	60.4	64.9	-	-
03/10/19 13:00	4	63.4	60.3	60.5	63.4	-	-
03/10/19 14:00	9	65.1	63.3	60.6	65.1	-	-
03/10/19 15:00	8	67.2	66.3	60.3	67.2	-	-
03/10/19 16:00	7	62.8	60.1	59.6	62.8	-	-
03/10/19 17:00	9	64.0	62.6	58.7	64.0	-	-
03/10/19 18:00	10	68.5	67.9	59.7	68.5	-	-
03/10/19 19:00	8	72.9	72.3	64.4	-	72.9	-
03/10/19 20:00	5	72.8	72.3	63.7	-	72.8	-
03/10/19 21:00	4	68.4	66.4	64.4	-	68.4	-
03/10/19 22:00	7	74.7	74.5	60.7	-	74.7	-
03/10/19 23:00	1	80.8	80.7	64.2	-	-	80.8
04/10/19 0:00	-	63.0	-	63.7	-	-	63.0
04/10/19 1:00	-	61.7	-	62.2	-	-	61.7
04/10/19 2:00	-	62.1	-	62.7	-	-	62.1
04/10/19 3:00	-	63.4	-	63.4	-	-	63.4
04/10/19 4:00	1	65.7	56.5	65.4	-	-	65.7
04/10/19 5:00	-	69.6	-	70.9	-	-	69.6
04/10/19 6:00	14	78.2	77.4	78.8	-	-	78.2
	129	**71.4**	**70.6**	**67.3**	**66.1**	**72.7**	**74.1**

Location: NDB-Hamm NMT # 4

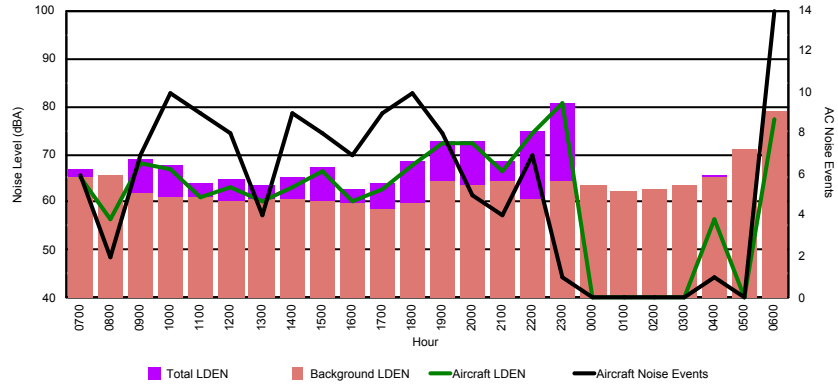

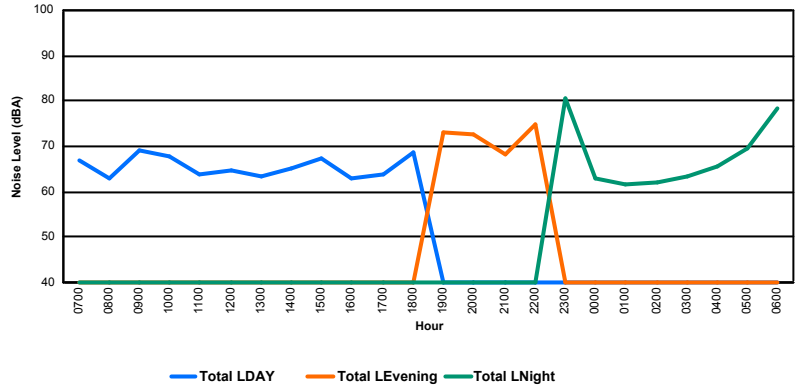

LE GOUVERNEMENT
DU GRAND-DUCHÉ DE LUXEMBOURG
Administration de la navigation aérienne

Luxembourg Airport

Noise Distribution by Hour

Between 04/10/2019 00:00:00 and 04/10/2019 23:59:59 (Local Time)

Day	Aircraft Events	Total LDEN dB (A)	Aircraft LDEN dB(A)	Background LDEN dB(A)	Total LDay dB(A)	Total LEvening dB(A)	Total LNight dB (A)
04/10/19 7:00	1	50.1	45.9	48.2	50.1	-	-
04/10/19 8:00	2	51.1	48.4	47.8	51.1	-	-
04/10/19 9:00	7	60.6	60.2	50.4	60.6	-	-
04/10/19 10:00	14	57.6	56.1	52.9	57.6	-	-
04/10/19 11:00	9	56.4	55.1	50.9	56.4	-	-
04/10/19 12:00	7	56.5	55.2	50.9	56.5	-	-
04/10/19 13:00	4	56.5	55.0	51.4	56.5	-	-
04/10/19 14:00	8	58.6	57.3	52.8	58.6	-	-
04/10/19 15:00	8	60.7	60.1	52.1	60.7	-	-
04/10/19 16:00	9	59.4	58.6	52.3	59.4	-	-
04/10/19 17:00	11	60.2	59.4	52.8	60.2	-	-
04/10/19 18:00	8	57.2	55.9	51.7	57.2	-	-
04/10/19 19:00	3	56.1	53.2	53.2	-	56.1	-
04/10/19 20:00	5	60.9	60.0	54.0	-	60.9	-
04/10/19 21:00	4	57.8	52.9	56.2	-	57.8	-
04/10/19 22:00	12	64.2	63.4	57.0	-	64.2	-
04/10/19 23:00	2	67.2	66.8	56.8	-	-	67.2
05/10/19 0:00	4	67.7	67.4	55.4	-	-	67.7
05/10/19 1:00	-	51.7	-	51.7	-	-	51.7
05/10/19 2:00	-	52.0	-	52.0	-	-	52.0
05/10/19 3:00	-	45.9	-	45.9	-	-	45.9
05/10/19 4:00	-	56.0	-	56.0	-	-	56.0
05/10/19 5:00	-	47.4	-	47.4	-	-	47.4
05/10/19 6:00	-	51.8	-	51.8	-	-	51.8
	118	**60.1**	**59.2**	**53.0**	**58.0**	**60.9**	**61.8**

Location: Roodt/Syr NMT # 1

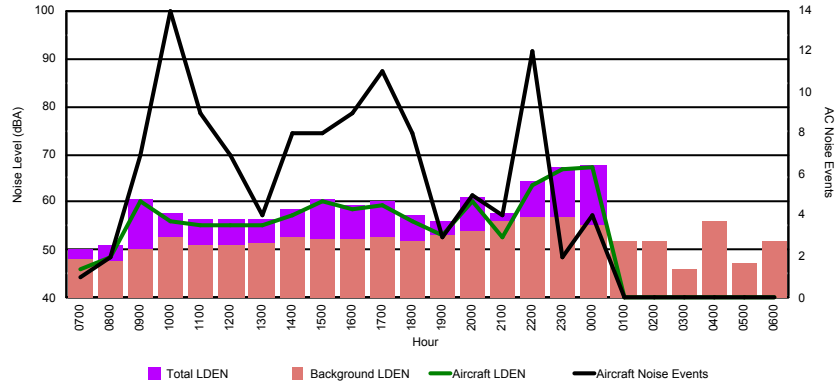

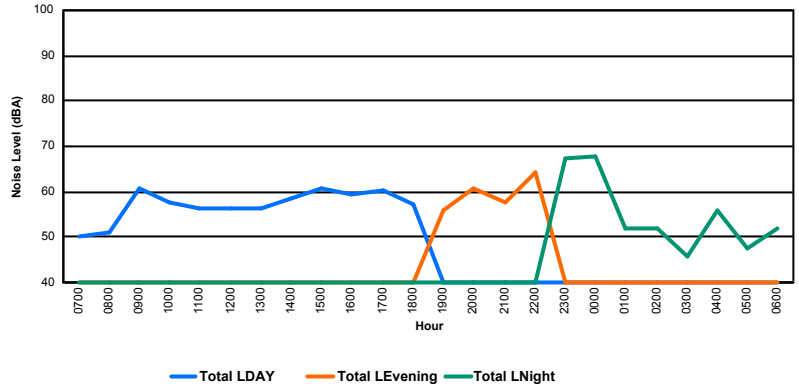

LE GOUVERNEMENT
DU GRAND-DUCHÉ DE LUXEMBOURG
Administration de la navigation aérienne

Luxembourg Airport

Noise Distribution by Hour

Between 04/10/2019 00:00:00 and 04/10/2019 23:59:59 (Local Time)

Day	Aircraft Events	Total LDEN dB (A)	Aircraft LDEN dB(A)	Background LDEN dB(A)	Total LDay dB(A)	Total LEvening dB(A)	Total LNight dB (A)
04/10/19 7:00	2	59.9	57.1	57.2	59.9	-	-
04/10/19 8:00	3	62.2	60.6	57.7	62.2	-	-
04/10/19 9:00	8	74.5	74.4	56.9	74.5	-	-
04/10/19 10:00	17	71.6	71.4	58.1	71.6	-	-
04/10/19 11:00	11	70.7	70.4	58.3	70.7	-	-
04/10/19 12:00	9	69.3	69.1	56.3	69.3	-	-
04/10/19 13:00	4	69.4	69.2	56.1	69.4	-	-
04/10/19 14:00	9	72.6	72.4	57.2	72.6	-	-
04/10/19 15:00	8	73.4	73.3	57.4	73.4	-	-
04/10/19 16:00	11	72.7	72.6	57.4	72.7	-	-
04/10/19 17:00	14	72.9	72.8	57.5	72.9	-	-
04/10/19 18:00	10	69.6	69.3	57.9	69.6	-	-
04/10/19 19:00	3	68.7	68.1	60.1	-	68.7	-
04/10/19 20:00	5	73.9	73.7	60.8	-	73.9	-
04/10/19 21:00	3	69.0	68.5	59.9	-	69.0	-
04/10/19 22:00	17	76.8	76.7	60.5	-	76.8	-
04/10/19 23:00	2	82.3	82.3	62.0	-	-	82.3
05/10/19 0:00	3	80.3	80.2	60.2	-	-	80.3
05/10/19 1:00	1	68.2	67.7	58.3	-	-	68.2
05/10/19 2:00	-	57.1	-	57.1	-	-	57.1
05/10/19 3:00	-	57.5	-	57.5	-	-	57.5
05/10/19 4:00	-	56.9	-	56.9	-	-	56.9
05/10/19 5:00	-	58.7	-	58.8	-	-	58.7
05/10/19 6:00	1	62.4	44.0	62.4	-	-	62.4
	141	**73.5**	**73.4**	**58.8**	**71.3**	**73.4**	**75.6**

Location: DVOR NMT # 2

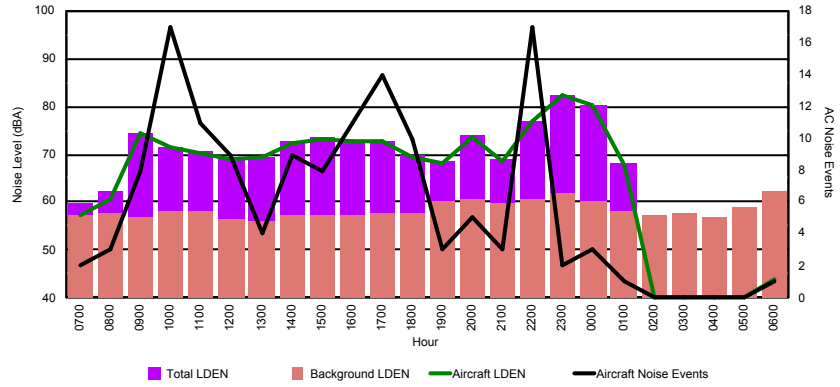

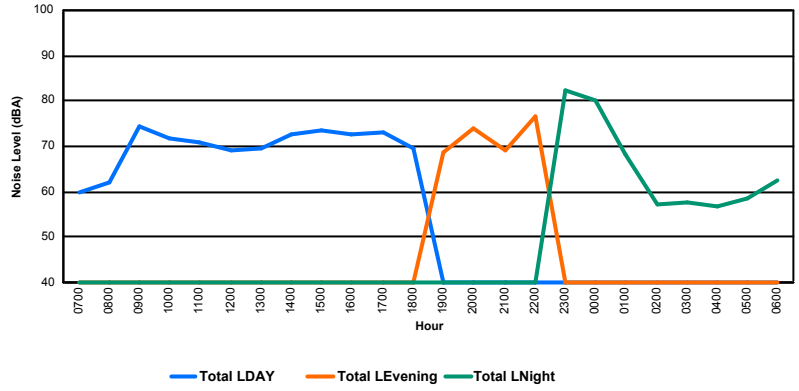

LE GOUVERNEMENT
DU GRAND-DUCHÉ DE LUXEMBOURG
Administration de la navigation aérienne

Luxembourg Airport

Noise Distribution by Hour

Between 04/10/2019 00:00:00 and 04/10/2019 23:59:59 (Local Time)

Day	Aircraft Events	Total LDEN dB (A)	Aircraft LDEN dB(A)	Background LDEN dB(A)	Total LDay dB(A)	Total LEvening dB(A)	Total LNight dB (A)
04/10/19 7:00	5	64.5	59.3	62.9	64.5	-	-
04/10/19 8:00	2	66.2	63.3	63.0	66.2	-	-
04/10/19 9:00	3	76.3	76.2	61.2	76.3	-	-
04/10/19 10:00	3	67.2	59.9	66.4	67.2	-	-
04/10/19 11:00	16	73.3	70.9	69.5	73.3	-	-
04/10/19 12:00	14	72.2	71.6	63.4	72.2	-	-
04/10/19 13:00	11	68.8	68.2	60.0	68.8	-	-
04/10/19 14:00	10	69.5	67.7	64.7	69.5	-	-
04/10/19 15:00	12	74.5	65.7	73.9	74.5	-	-
04/10/19 16:00	16	69.4	69.0	59.7	69.4	-	-
04/10/19 17:00	17	74.8	74.7	60.3	74.8	-	-
04/10/19 18:00	18	71.9	70.8	65.5	71.9	-	-
04/10/19 19:00	10	75.1	74.5	66.5	-	75.1	-
04/10/19 20:00	11	74.2	73.5	65.9	-	74.2	-
04/10/19 21:00	7	73.7	73.4	62.4	-	73.7	-
04/10/19 22:00	13	73.3	72.9	64.2	-	73.3	-
04/10/19 23:00	2	68.9	66.6	65.3	-	-	68.9
05/10/19 0:00	1	67.2	63.5	65.1	-	-	67.2
05/10/19 1:00	-	59.7	-	59.8	-	-	59.7
05/10/19 2:00	-	59.2	-	59.3	-	-	59.2
05/10/19 3:00	-	56.1	-	56.1	-	-	56.1
05/10/19 4:00	-	58.7	-	58.7	-	-	58.7
05/10/19 5:00	-	63.2	-	63.3	-	-	63.2
05/10/19 6:00	8	80.2	78.4	75.7	-	-	80.2
	179	**72.4**	**71.1**	**66.9**	**72.0**	**74.1**	**71.9**

Location: Mid Runway NMT # 3

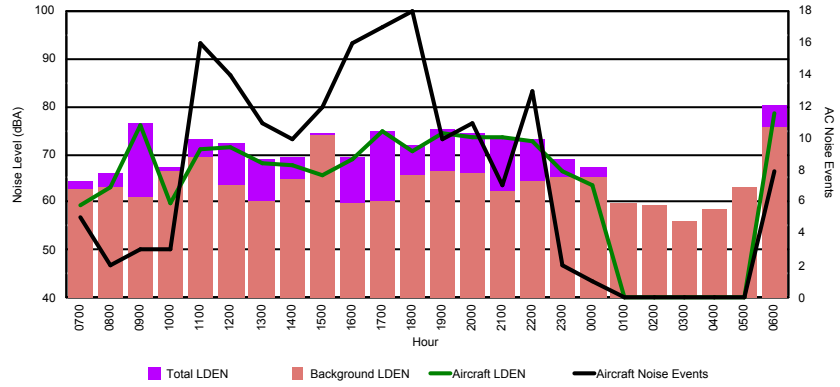

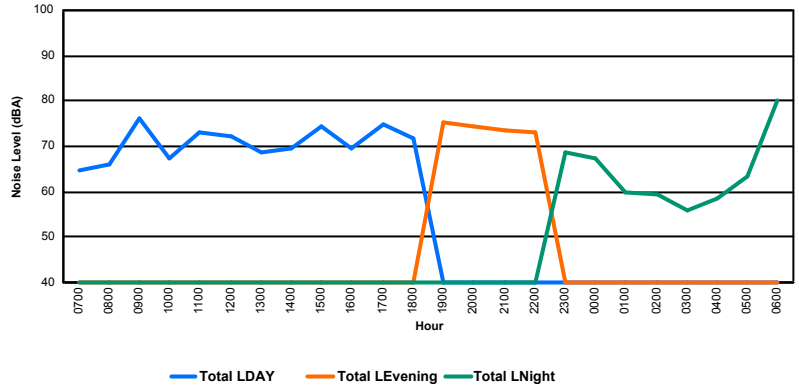

LE GOUVERNEMENT
DU GRAND-DUCHÉ DE LUXEMBOURG
Administration de la navigation aérienne

Luxembourg Airport

Noise Distribution by Hour

Between 04/10/2019 00:00:00 and 04/10/2019 23:59:59 (Local Time)

Day	Aircraft Events	Total LDEN dB (A)	Aircraft LDEN dB(A)	Background LDEN dB(A)	Total LDay dB(A)	Total LEvening dB(A)	Total LNight dB (A)
04/10/19 7:00	7	64.4	59.6	67.2	64.4	-	-
04/10/19 8:00	2	67.2	64.5	66.7	67.2	-	-
04/10/19 9:00	2	63.5	55.8	63.0	63.5	-	-
04/10/19 10:00	6	63.4	54.8	63.2	63.4	-	-
04/10/19 11:00	14	67.3	65.6	62.8	67.3	-	-
04/10/19 12:00	10	65.8	64.1	61.2	65.8	-	-
04/10/19 13:00	7	65.6	63.5	61.8	65.6	-	-
04/10/19 14:00	7	70.2	69.7	61.1	70.2	-	-
04/10/19 15:00	5	62.5	57.3	61.1	62.5	-	-
04/10/19 16:00	8	66.6	65.3	60.9	66.6	-	-
04/10/19 17:00	7	64.6	63.0	59.7	64.6	-	-
04/10/19 18:00	12	66.5	65.5	60.3	66.5	-	-
04/10/19 19:00	8	72.8	72.2	64.5	-	72.8	-
04/10/19 20:00	6	71.5	70.8	63.8	-	71.5	-
04/10/19 21:00	5	68.6	67.0	63.5	-	68.6	-
04/10/19 22:00	1	72.8	72.3	62.7	-	72.8	-
04/10/19 23:00	-	66.4	-	66.4	-	-	66.4
05/10/19 0:00	-	65.4	-	66.9	-	-	65.4
05/10/19 1:00	-	64.5	-	65.8	-	-	64.5
05/10/19 2:00	-	63.8	-	64.7	-	-	63.8
05/10/19 3:00	-	64.4	-	64.5	-	-	64.4
05/10/19 4:00	-	64.4	-	64.5	-	-	64.4
05/10/19 5:00	-	65.8	-	66.1	-	-	65.8
05/10/19 6:00	10	75.7	75.1	68.3	-	-	75.7
	117	**68.5**	**66.8**	**64.4**	**66.1**	**71.7**	**68.7**

Location: NDB-Hamm NMT # 4

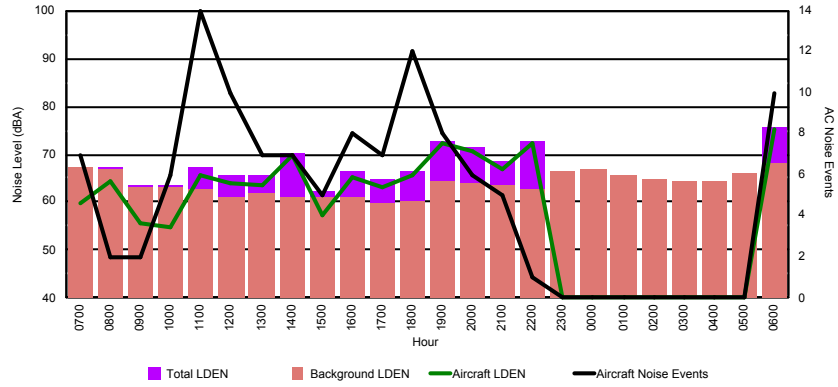

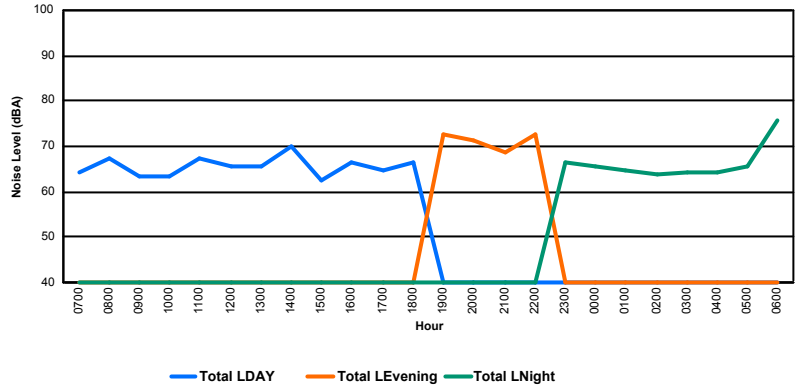

LE GOUVERNEMENT
DU GRAND-DUCHÉ DE LUXEMBOURG
Administration de la navigation aérienne

Luxembourg Airport

Noise Distribution by Hour

Between 05/10/2019 00:00:00 and 05/10/2019 23:59:59 (Local Time)

Day	Aircraft Events	Total LDEN dB (A)	Aircraft LDEN dB(A)	Background LDEN dB(A)	Total LDay dB(A)	Total LEvening dB(A)	Total LNight dB (A)
05/10/19 7:00	2	56.0	55.8	43.2	56.0	-	-
05/10/19 8:00	2	54.9	54.3	46.3	54.9	-	-
05/10/19 9:00	3	56.8	56.0	49.0	56.8	-	-
05/10/19 10:00	3	57.9	57.3	49.7	57.9	-	-
05/10/19 11:00	2	56.3	55.6	47.9	56.3	-	-
05/10/19 12:00	2	58.2	57.6	49.2	58.2	-	-
05/10/19 13:00	5	60.2	60.0	47.9	60.2	-	-
05/10/19 14:00	3	53.2	52.0	47.1	53.2	-	-
05/10/19 15:00	1	56.2	55.8	45.7	56.2	-	-
05/10/19 16:00	2	52.6	49.9	49.3	52.6	-	-
05/10/19 17:00	2	56.8	56.5	46.3	56.8	-	-
05/10/19 18:00	4	59.9	59.5	49.7	59.9	-	-
05/10/19 19:00	2	61.4	61.1	49.7	-	61.4	-
05/10/19 20:00	1	61.2	61.0	47.2	-	61.2	-
05/10/19 21:00	1	52.5	50.5	48.1	-	52.5	-
05/10/19 22:00	2	62.0	61.8	48.8	-	62.0	-
05/10/19 23:00	2	64.0	63.6	53.8	-	-	64.0
06/10/19 0:00	-	49.3	-	49.3	-	-	49.3
06/10/19 1:00	-	43.7	-	43.7	-	-	43.7
06/10/19 2:00	-	43.0	-	43.0	-	-	43.0
06/10/19 3:00	-	44.1	-	44.1	-	-	44.1
06/10/19 4:00	-	48.6	-	48.6	-	-	48.6
06/10/19 5:00	-	46.4	-	46.4	-	-	46.4
06/10/19 6:00	5	67.9	67.7	54.6	-	-	67.9
	44	**59.1**	**58.7**	**48.8**	**57.1**	**60.5**	**60.5**

Location: Roodt/Syr NMT # 1

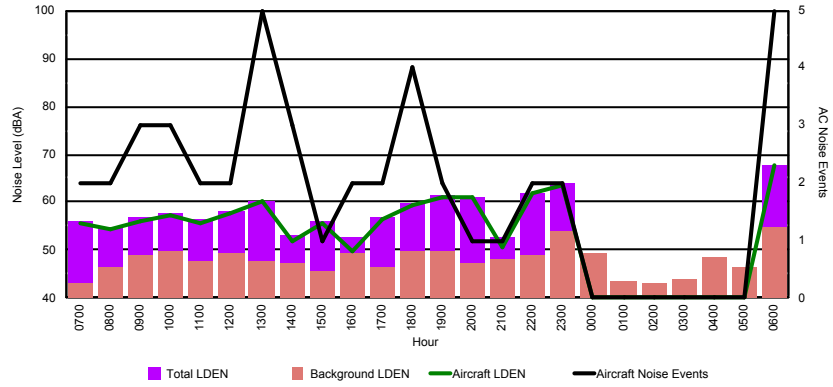

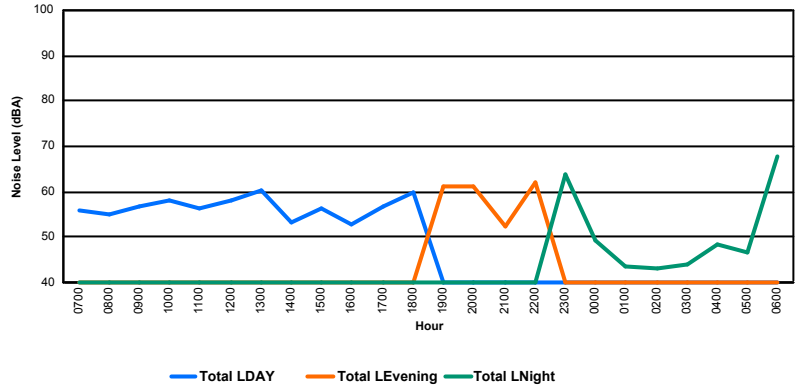

LE GOUVERNEMENT
DU GRAND-DUCHÉ DE LUXEMBOURG
Administration de la navigation aérienne

Luxembourg Airport

Noise Distribution by Hour

Between 05/10/2019 00:00:00 and 05/10/2019 23:59:59 (Local Time)

Day	Aircraft Events	Total LDEN dB (A)	Aircraft LDEN dB(A)	Background LDEN dB(A)	Total LDay dB(A)	Total LEvening dB(A)	Total LNight dB (A)
05/10/19 7:00	2	68.1	68.0	50.1	68.1	-	-
05/10/19 8:00	2	67.0	66.8	51.7	67.0	-	-
05/10/19 9:00	3	67.8	67.7	52.4	67.8	-	-
05/10/19 10:00	4	65.6	65.4	52.4	65.6	-	-
05/10/19 11:00	9	67.2	67.1	52.3	67.2	-	-
05/10/19 12:00	8	67.3	67.2	52.3	67.3	-	-
05/10/19 13:00	7	68.7	68.7	52.0	68.7	-	-
05/10/19 14:00	4	60.8	60.2	52.0	60.8	-	-
05/10/19 15:00	5	64.7	64.5	52.1	64.7	-	-
05/10/19 16:00	6	62.3	61.9	52.6	62.3	-	-
05/10/19 17:00	4	65.5	65.3	52.2	65.5	-	-
05/10/19 18:00	8	68.9	68.9	53.0	68.9	-	-
05/10/19 19:00	3	70.0	69.8	56.7	-	70.0	-
05/10/19 20:00	2	70.8	70.7	54.5	-	70.8	-
05/10/19 21:00	3	64.0	63.5	54.5	-	64.0	-
05/10/19 22:00	2	71.4	71.3	54.9	-	71.4	-
05/10/19 23:00	2	71.2	70.9	59.3	-	-	71.2
06/10/19 0:00	1	59.1	54.2	57.4	-	-	59.1
06/10/19 1:00	-	56.3	-	56.3	-	-	56.3
06/10/19 2:00	-	55.7	-	55.7	-	-	55.7
06/10/19 3:00	-	54.0	-	54.0	-	-	54.0
06/10/19 4:00	-	55.8	-	55.8	-	-	55.8
06/10/19 5:00	-	56.4	-	56.4	-	-	56.4
06/10/19 6:00	7	79.8	79.7	58.4	-	-	79.8
	82	**69.3**	**69.2**	**54.8**	**66.7**	**69.8**	**71.4**

Location: DVOR NMT # 2

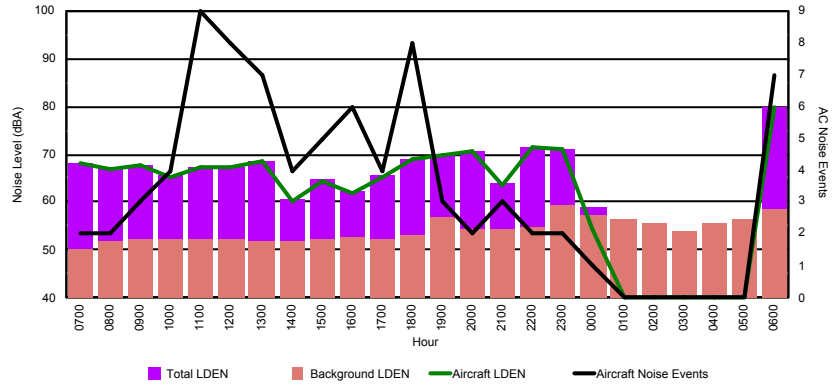

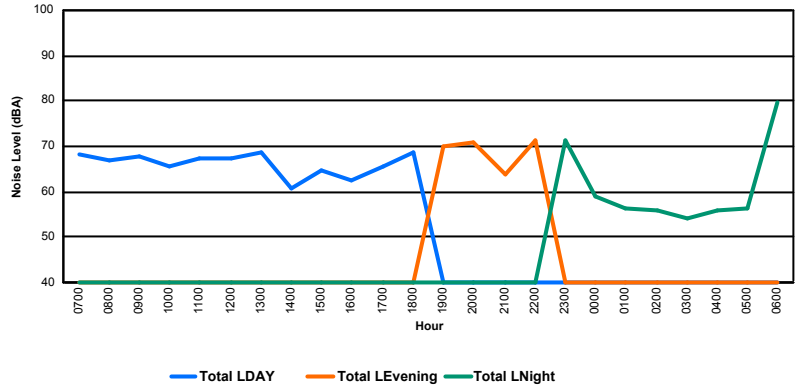

LE GOUVERNEMENT
DU GRAND-DUCHÉ DE LUXEMBOURG
Administration de la navigation aérienne

Luxembourg Airport

Noise Distribution by Hour

Between 05/10/2019 00:00:00 and 05/10/2019 23:59:59 (Local Time)

Day	Aircraft Events	Total LDEN dB (A)	Aircraft LDEN dB(A)	Background LDEN dB(A)	Total LDay dB(A)	Total LEvening dB(A)	Total LNight dB (A)
05/10/19 7:00	5	62.7	60.3	56.7	62.7	-	-
05/10/19 8:00	2	69.6	65.1	68.0	69.6	-	-
05/10/19 9:00	4	75.3	65.4	74.7	75.3	-	-
05/10/19 10:00	5	69.6	69.1	60.6	69.6	-	-
05/10/19 11:00	8	68.7	68.3	57.7	68.7	-	-
05/10/19 12:00	8	68.3	68.0	57.8	68.3	-	-
05/10/19 13:00	9	70.6	70.3	59.2	70.6	-	-
05/10/19 14:00	4	65.5	65.0	56.2	65.5	-	-
05/10/19 15:00	7	65.9	65.1	58.2	65.9	-	-
05/10/19 16:00	13	68.8	68.5	57.1	68.8	-	-
05/10/19 17:00	5	67.7	67.5	55.0	67.7	-	-
05/10/19 18:00	9	71.9	71.6	59.6	71.9	-	-
05/10/19 19:00	4	70.7	70.4	58.0	-	70.7	-
05/10/19 20:00	2	72.0	71.5	61.8	-	72.0	-
05/10/19 21:00	3	70.9	70.4	61.6	-	70.9	-
05/10/19 22:00	4	74.0	73.8	61.4	-	74.0	-
05/10/19 23:00	2	79.0	78.9	61.6	-	-	79.0
06/10/19 0:00	1	63.2	61.5	58.1	-	-	63.2
06/10/19 1:00	-	55.6	-	55.6	-	-	55.6
06/10/19 2:00	-	55.7	-	55.7	-	-	55.7
06/10/19 3:00	-	54.6	-	54.6	-	-	54.6
06/10/19 4:00	-	58.3	-	58.3	-	-	58.3
06/10/19 5:00	-	61.0	-	61.0	-	-	61.0
06/10/19 6:00	7	88.8	79.5	88.3	-	-	88.8
	102	**76.3**	**71.0**	**74.8**	**69.9**	**72.1**	**80.2**

Location: Mid Runway NMT # 3

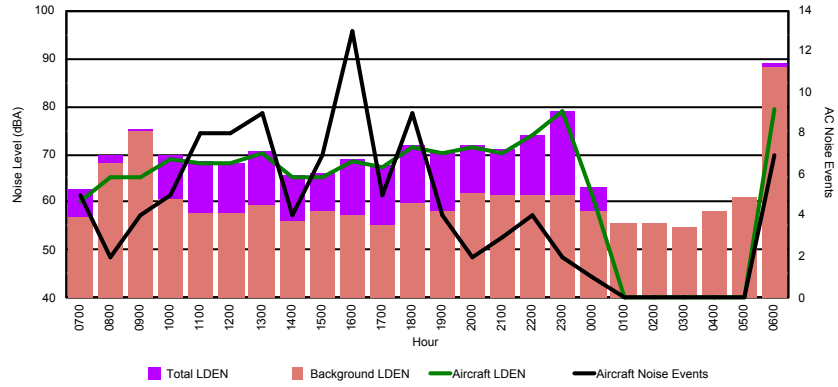

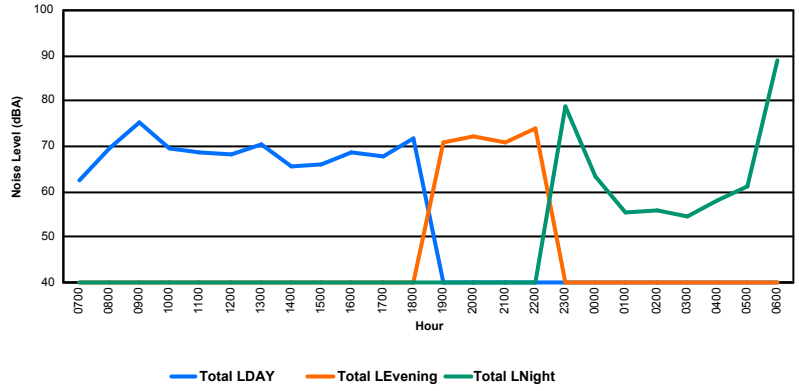

LE GOUVERNEMENT
DU GRAND-DUCHÉ DE LUXEMBOURG
Administration de la navigation aérienne

Luxembourg Airport

Noise Distribution by Hour

Between 05/10/2019 00:00:00 and 05/10/2019 23:59:59 (Local Time)

Day	Aircraft Events	Total LDEN dB (A)	Aircraft LDEN dB(A)	Background LDEN dB(A)	Total LDay dB(A)	Total LEvening dB(A)	Total LNight dB (A)
05/10/19 7:00	4	60.1	55.3	60.0	60.1	-	-
05/10/19 8:00	7	65.8	64.5	61.7	65.8	-	-
05/10/19 9:00	5	67.9	66.5	62.8	67.9	-	-
05/10/19 10:00	13	72.1	71.6	63.4	72.1	-	-
05/10/19 11:00	3	65.4	62.6	62.6	65.4	-	-
05/10/19 12:00	7	67.3	64.6	65.1	67.3	-	-
05/10/19 13:00	10	68.9	67.6	63.7	68.9	-	-
05/10/19 14:00	6	67.7	65.4	64.8	67.7	-	-
05/10/19 15:00	7	66.0	63.6	62.5	66.0	-	-
05/10/19 16:00	14	69.0	68.1	62.2	69.0	-	-
05/10/19 17:00	4	63.8	59.0	62.3	63.8	-	-
05/10/19 18:00	6	64.8	61.9	61.9	64.8	-	-
05/10/19 19:00	5	71.1	69.5	66.4	-	71.1	-
05/10/19 20:00	7	71.3	70.1	65.3	-	71.3	-
05/10/19 21:00	4	70.2	69.1	63.6	-	70.2	-
05/10/19 22:00	10	72.6	72.0	64.4	-	72.6	-
05/10/19 23:00	2	72.1	69.8	68.5	-	-	72.1
06/10/19 0:00	-	67.6	-	69.1	-	-	67.6
06/10/19 1:00	-	65.9	-	67.1	-	-	65.9
06/10/19 2:00	-	64.1	-	65.0	-	-	64.1
06/10/19 3:00	-	63.6	-	63.6	-	-	63.6
06/10/19 4:00	-	64.2	-	64.3	-	-	64.2
06/10/19 5:00	-	65.6	-	65.9	-	-	65.6
06/10/19 6:00	7	74.4	73.7	67.3	-	-	74.4
	121	**68.9**	**67.1**	**64.9**	**67.5**	**71.4**	**69.1**

Location: NDB-Hamm NMT # 4

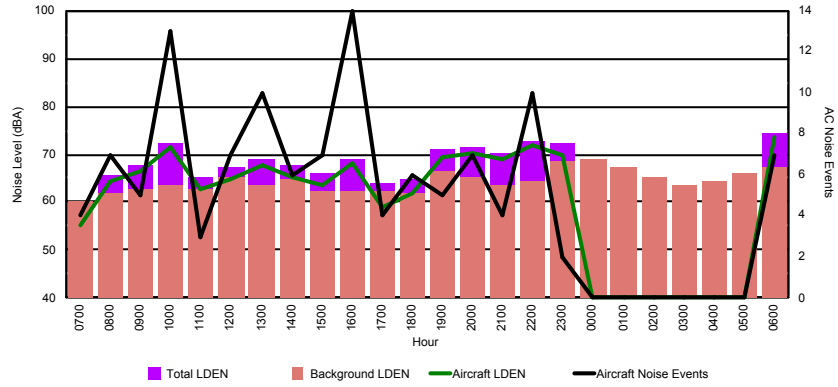

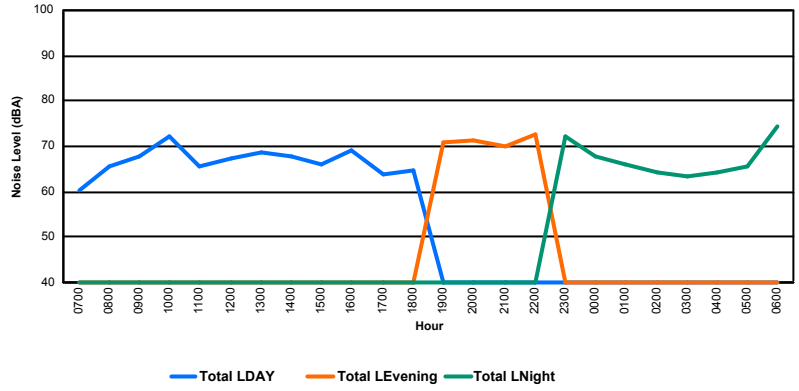

LE GOUVERNEMENT
DU GRAND-DUCHÉ DE LUXEMBOURG
Administration de la navigation aérienne

Luxembourg Airport

Noise Distribution by Hour

Between 06/10/2019 00:00:00 and 06/10/2019 23:59:59 (Local Time)

Day	Aircraft Events	Total LDEN dB (A)	Aircraft LDEN dB(A)	Background LDEN dB(A)	Total LDay dB(A)	Total LEvening dB(A)	Total LNight dB (A)
06/10/19 7:00	2	55.2	55.0	39.9	55.2	-	-
06/10/19 8:00	5	58.6	58.4	44.8	58.6	-	-
06/10/19 9:00	5	55.2	54.5	46.8	55.2	-	-
06/10/19 10:00	3	50.9	48.7	47.1	50.9	-	-
06/10/19 11:00	4	52.7	51.1	47.6	52.7	-	-
06/10/19 12:00	4	52.7	50.7	48.7	52.7	-	-
06/10/19 13:00	8	60.0	59.7	48.5	60.0	-	-
06/10/19 14:00	6	60.5	60.2	48.3	60.5	-	-
06/10/19 15:00	8	58.5	57.8	50.2	58.5	-	-
06/10/19 16:00	5	55.7	55.1	47.4	55.7	-	-
06/10/19 17:00	14	60.0	59.2	52.6	60.0	-	-
06/10/19 18:00	10	60.2	59.8	50.9	60.2	-	-
06/10/19 19:00	4	62.2	61.5	54.2	-	62.2	-
06/10/19 20:00	6	63.7	63.3	52.8	-	63.7	-
06/10/19 21:00	2	52.7	48.9	50.4	-	52.7	-
06/10/19 22:00	17	66.8	66.5	56.1	-	66.8	-
06/10/19 23:00	2	62.1	61.1	55.6	-	-	62.1
07/10/19 0:00	1	59.3	58.9	48.8	-	-	59.3
07/10/19 1:00	-	44.8	-	44.8	-	-	44.8
07/10/19 2:00	-	46.5	-	46.5	-	-	46.5
07/10/19 3:00	-	45.9	-	45.9	-	-	45.9
07/10/19 4:00	-	48.4	-	48.4	-	-	48.4
07/10/19 5:00	-	49.5	-	49.5	-	-	49.5
07/10/19 6:00	-	57.0	-	57.1	-	-	57.0
	106	**59.1**	**58.4**	**51.1**	**57.7**	**63.5**	**56.1**

Location: Roodt/Syr NMT # 1

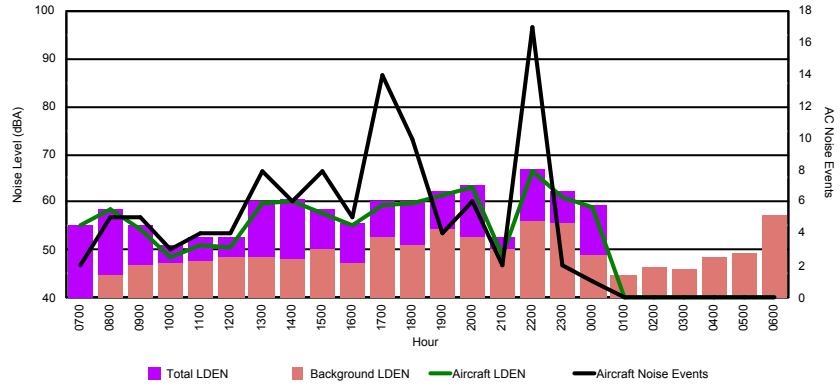

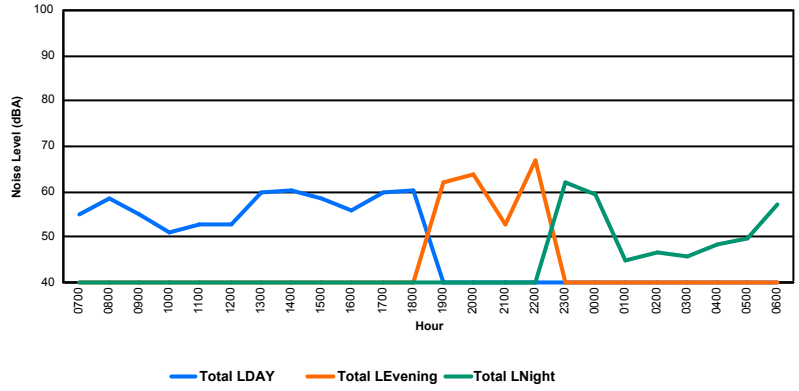

LE GOUVERNEMENT
DU GRAND-DUCHÉ DE LUXEMBOURG
Administration de la navigation aérienne

Luxembourg Airport

Noise Distribution by Hour

Between 06/10/2019 00:00:00 and 06/10/2019 23:59:59 (Local Time)

Day	Aircraft Events	Total LDEN dB (A)	Aircraft LDEN dB(A)	Background LDEN dB(A)	Total LDay dB(A)	Total LEvening dB(A)	Total LNight dB (A)
06/10/19 7:00	2	67.3	67.2	47.4	67.3	-	-
06/10/19 8:00	6	71.8	71.7	49.7	71.8	-	-
06/10/19 9:00	5	67.7	67.6	50.2	67.7	-	-
06/10/19 10:00	3	63.1	62.7	52.0	63.1	-	-
06/10/19 11:00	4	65.7	65.5	52.7	65.7	-	-
06/10/19 12:00	5	66.7	66.5	52.9	66.7	-	-
06/10/19 13:00	8	74.9	74.9	52.9	74.9	-	-
06/10/19 14:00	6	72.7	72.7	54.6	72.7	-	-
06/10/19 15:00	8	72.1	71.9	55.9	72.1	-	-
06/10/19 16:00	5	68.7	68.5	55.0	68.7	-	-
06/10/19 17:00	17	73.4	73.3	57.8	73.4	-	-
06/10/19 18:00	12	73.4	73.3	58.8	73.4	-	-
06/10/19 19:00	4	74.7	74.5	62.2	-	74.7	-
06/10/19 20:00	5	75.8	75.7	59.1	-	75.8	-
06/10/19 21:00	3	67.2	66.7	57.4	-	67.2	-
06/10/19 22:00	16	79.2	79.1	62.5	-	79.2	-
06/10/19 23:00	3	74.1	74.0	59.8	-	-	74.1
07/10/19 0:00	1	71.5	71.3	56.0	-	-	71.5
07/10/19 1:00	-	55.0	-	55.0	-	-	55.0
07/10/19 2:00	-	56.1	-	56.1	-	-	56.1
07/10/19 3:00	-	54.9	-	54.9	-	-	54.9
07/10/19 4:00	-	56.4	-	56.4	-	-	56.4
07/10/19 5:00	-	60.5	-	60.5	-	-	60.5
07/10/19 6:00	-	62.9	-	62.9	-	-	62.9
	113	**71.7**	**71.5**	**57.7**	**71.1**	**75.9**	**67.4**

Location: DVOR NMT # 2

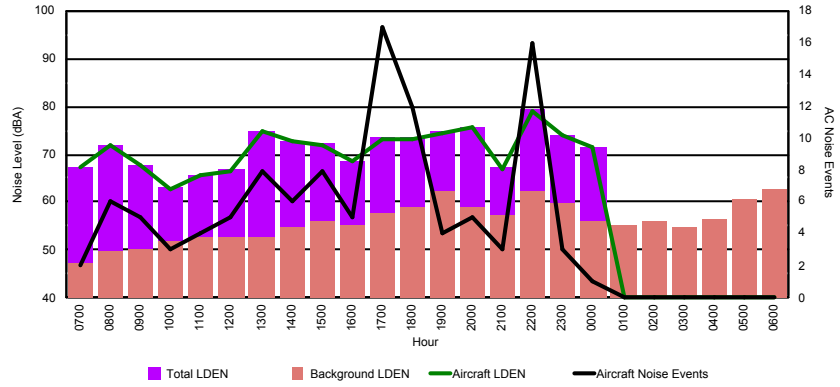

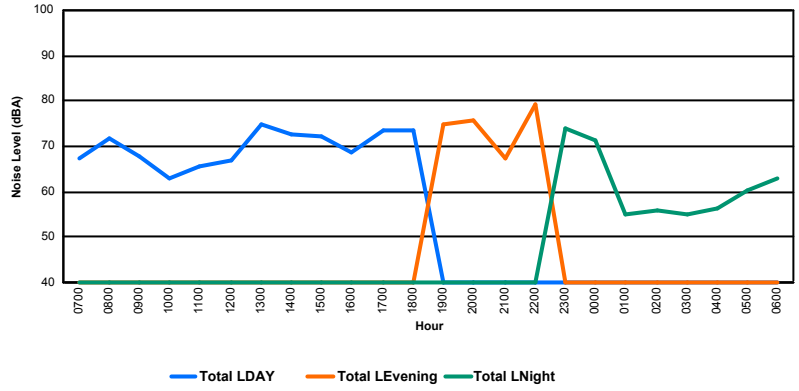

LE GOUVERNEMENT
DU GRAND-DUCHÉ DE LUXEMBOURG
Administration de la navigation aérienne

Luxembourg Airport

Noise Distribution by Hour

Between 06/10/2019 00:00:00 and 06/10/2019 23:59:59 (Local Time)

Day	Aircraft Events	Total LDEN dB (A)	Aircraft LDEN dB(A)	Background LDEN dB(A)	Total LDay dB(A)	Total LEvening dB(A)	Total LNight dB (A)
06/10/19 7:00	6	73.4	67.1	72.3	73.4	-	-
06/10/19 8:00	4	76.5	76.3	61.0	76.5	-	-
06/10/19 9:00	3	62.9	62.2	55.2	62.9	-	-
06/10/19 10:00	9	71.7	71.5	59.1	71.7	-	-
06/10/19 11:00	6	70.0	69.7	58.1	70.0	-	-
06/10/19 12:00	8	68.9	68.3	60.1	68.9	-	-
06/10/19 13:00	5	68.5	62.6	67.2	68.5	-	-
06/10/19 14:00	8	75.8	62.8	75.5	75.8	-	-
06/10/19 15:00	3	69.3	66.1	66.5	69.3	-	-
06/10/19 16:00	8	68.0	67.6	59.7	68.0	-	-
06/10/19 17:00	15	72.2	71.1	65.8	72.2	-	-
06/10/19 18:00	17	74.1	71.8	70.4	74.1	-	-
06/10/19 19:00	9	81.7	81.1	73.1	-	81.7	-
06/10/19 20:00	2	78.4	67.5	77.9	-	78.4	-
06/10/19 21:00	4	75.6	71.7	73.5	-	75.6	-
06/10/19 22:00	7	75.8	70.8	74.3	-	75.8	-
06/10/19 23:00	1	70.3	60.0	69.8	-	-	70.3
07/10/19 0:00	1	63.3	60.0	60.8	-	-	63.3
07/10/19 1:00	-	53.7	-	53.7	-	-	53.7
07/10/19 2:00	-	58.1	-	58.2	-	-	58.1
07/10/19 3:00	-	54.9	-	54.9	-	-	54.9
07/10/19 4:00	-	58.3	-	58.3	-	-	58.3
07/10/19 5:00	-	59.4	-	59.4	-	-	59.4
07/10/19 6:00	12	81.0	80.2	73.5	-	-	81.0
	128	**74.2**	**72.1**	**70.2**	**72.3**	**78.6**	**72.5**

Location: Mid Runway NMT # 3

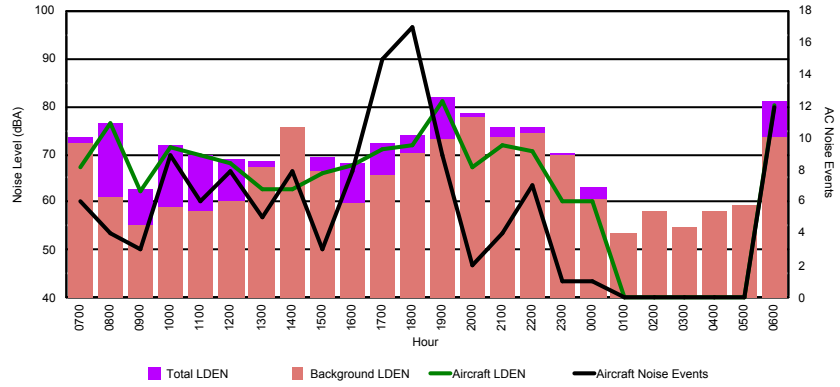

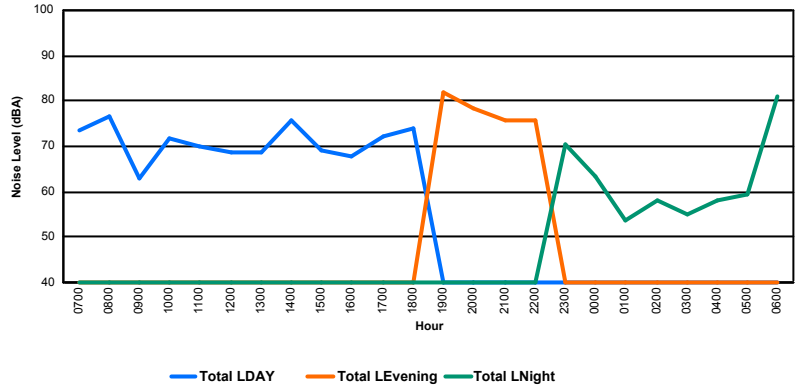

LE GOUVERNEMENT
DU GRAND-DUCHÉ DE LUXEMBOURG
Administration de la navigation aérienne

Luxembourg Airport

Noise Distribution by Hour

Between 06/10/2019 00:00:00 and 06/10/2019 23:59:59 (Local Time)

Day	Aircraft Events	Total LDEN dB (A)	Aircraft LDEN dB(A)	Background LDEN dB(A)	Total LDay dB(A)	Total LEvening dB(A)	Total LNight dB (A)
06/10/19 7:00	6	67.3	67.1	55.4	67.3	-	-
06/10/19 8:00	4	68.4	68.2	56.6	68.4	-	-
06/10/19 9:00	1	59.5	52.8	58.4	59.5	-	-
06/10/19 10:00	9	68.7	68.1	60.1	68.7	-	-
06/10/19 11:00	4	66.5	65.1	60.8	66.5	-	-
06/10/19 12:00	7	62.8	58.7	60.9	62.8	-	-
06/10/19 13:00	4	61.4	56.4	59.9	61.4	-	-
06/10/19 14:00	7	62.3	56.6	61.1	62.3	-	-
06/10/19 15:00	2	61.9	53.1	60.5	61.9	-	-
06/10/19 16:00	7	65.6	64.5	60.3	65.6	-	-
06/10/19 17:00	7	67.1	66.3	59.5	67.1	-	-
06/10/19 18:00	13	69.0	68.5	59.7	69.0	-	-
06/10/19 19:00	9	76.1	75.8	63.7	-	76.1	-
06/10/19 20:00	2	66.4	64.2	62.3	-	66.4	-
06/10/19 21:00	5	68.6	67.7	61.7	-	68.6	-
06/10/19 22:00	2	72.6	72.1	62.2	-	72.6	-
06/10/19 23:00	-	66.7	-	66.7	-	-	66.7
07/10/19 0:00	-	66.1	-	67.3	-	-	66.1
07/10/19 1:00	-	63.8	-	64.6	-	-	63.8
07/10/19 2:00	-	63.9	-	64.6	-	-	63.9
07/10/19 3:00	-	65.8	-	66.2	-	-	65.8
07/10/19 4:00	-	67.9	-	68.8	-	-	67.9
07/10/19 5:00	-	70.4	-	71.8	-	-	70.4
07/10/19 6:00	13	78.8	78.2	78.2	-	-	78.8
	102	**69.8**	**68.4**	**67.2**	**66.0**	**72.5**	**71.4**

Location: NDB-Hamm NMT # 4

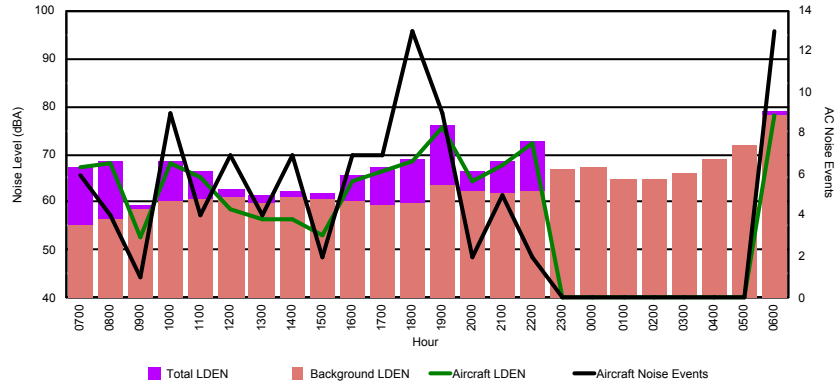

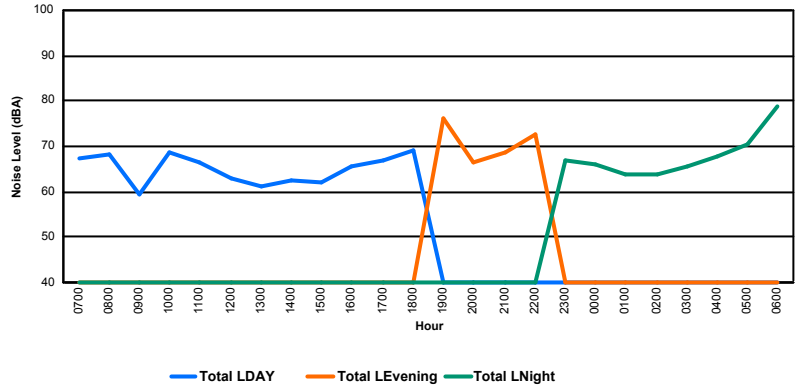

LE GOUVERNEMENT
DU GRAND-DUCHÉ DE LUXEMBOURG
Administration de la navigation aérienne

Luxembourg Airport

Noise Distribution by Hour

Between 07/10/2019 00:00:00 and 07/10/2019 23:59:59 (Local Time)

Day	Aircraft Events	Total LDEN dB (A)	Aircraft LDEN dB(A)	Background LDEN dB(A)	Total LDay dB(A)	Total LEvening dB(A)	Total LNight dB (A)
07/10/19 7:00	2	51.1	48.1	48.2	51.1	-	-
07/10/19 8:00	4	51.5	50.2	46.0	51.5	-	-
07/10/19 9:00	9	56.3	55.4	49.7	56.3	-	-
07/10/19 10:00	12	58.5	57.5	51.7	58.5	-	-
07/10/19 11:00	7	57.7	56.3	52.3	57.7	-	-
07/10/19 12:00	5	63.0	57.4	61.5	63.0	-	-
07/10/19 13:00	6	56.7	55.3	51.3	56.7	-	-
07/10/19 14:00	9	56.9	55.9	50.2	56.9	-	-
07/10/19 15:00	6	57.2	55.2	53.0	57.2	-	-
07/10/19 16:00	10	61.4	59.5	57.1	61.4	-	-
07/10/19 17:00	8	56.5	55.3	50.7	56.5	-	-
07/10/19 18:00	9	59.5	58.5	53.2	59.5	-	-
07/10/19 19:00	5	62.5	62.1	52.7	-	62.5	-
07/10/19 20:00	7	61.3	60.5	53.5	-	61.3	-
07/10/19 21:00	8	60.6	59.6	54.1	-	60.6	-
07/10/19 22:00	14	62.9	62.2	55.3	-	62.9	-
07/10/19 23:00	-	51.2	-	51.2	-	-	51.2
08/10/19 0:00	1	64.4	64.1	51.5	-	-	64.4
08/10/19 1:00	-	52.4	-	52.4	-	-	52.4
08/10/19 2:00	-	53.3	-	53.3	-	-	53.3
08/10/19 3:00	1	66.9	66.4	57.4	-	-	66.9
08/10/19 4:00	-	57.8	-	57.8	-	-	57.8
08/10/19 5:00	-	60.9	-	60.9	-	-	60.9
08/10/19 6:00	-	57.3	-	57.3	-	-	57.3
	123	**60.2**	**58.6**	**55.1**	**58.3**	**61.9**	**61.2**

Location: Roodt/Syr NMT # 1

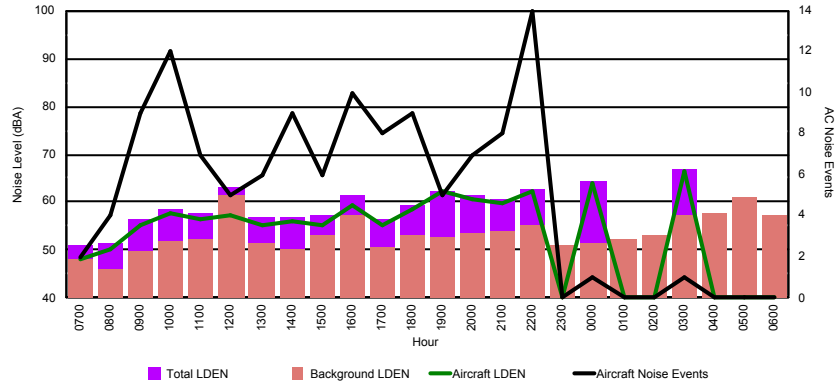

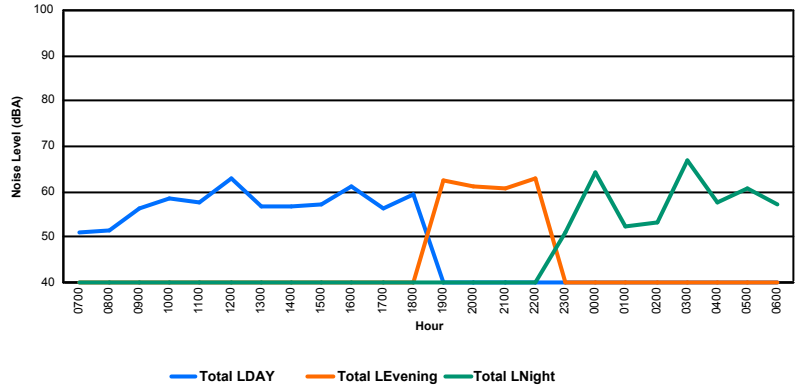

LE GOUVERNEMENT
DU GRAND-DUCHÉ DE LUXEMBOURG
Administration de la navigation aérienne

Luxembourg Airport

Noise Distribution by Hour

Between 07/10/2019 00:00:00 and 07/10/2019 23:59:59 (Local Time)

Day	Aircraft Events	Total LDEN dB (A)	Aircraft LDEN dB(A)	Background LDEN dB(A)	Total LDay dB(A)	Total LEvening dB(A)	Total LNight dB (A)
07/10/19 7:00	2	60.6	59.2	55.2	60.6	-	-
07/10/19 8:00	4	63.9	63.4	54.3	63.9	-	-
07/10/19 9:00	10	69.1	69.0	54.1	69.1	-	-
07/10/19 10:00	12	72.5	72.4	54.1	72.5	-	-
07/10/19 11:00	6	69.0	68.9	53.9	69.0	-	-
07/10/19 12:00	6	73.1	73.0	56.1	73.1	-	-
07/10/19 13:00	6	69.2	69.1	54.4	69.2	-	-
07/10/19 14:00	8	70.0	69.9	54.5	70.0	-	-
07/10/19 15:00	7	68.7	68.5	54.1	68.7	-	-
07/10/19 16:00	11	72.3	72.3	55.8	72.3	-	-
07/10/19 17:00	12	69.9	69.7	56.5	69.9	-	-
07/10/19 18:00	10	73.4	73.3	56.5	73.4	-	-
07/10/19 19:00	6	75.0	74.9	59.7	-	75.0	-
07/10/19 20:00	7	74.5	74.4	58.1	-	74.5	-
07/10/19 21:00	9	74.1	74.0	58.0	-	74.1	-
07/10/19 22:00	19	75.6	75.5	61.8	-	75.6	-
07/10/19 23:00	-	59.8	-	59.8	-	-	59.8
08/10/19 0:00	1	76.6	76.5	58.4	-	-	76.6
08/10/19 1:00	-	57.5	-	57.6	-	-	57.5
08/10/19 2:00	-	58.8	-	58.8	-	-	58.8
08/10/19 3:00	1	79.0	78.9	61.0	-	-	79.0
08/10/19 4:00	-	62.3	-	62.3	-	-	62.3
08/10/19 5:00	-	64.2	-	64.2	-	-	64.2
08/10/19 6:00	-	67.2	-	67.8	-	-	67.2
	137	**72.1**	**71.9**	**59.7**	**70.4**	**74.8**	**72.3**

Location: DVOR NMT # 2

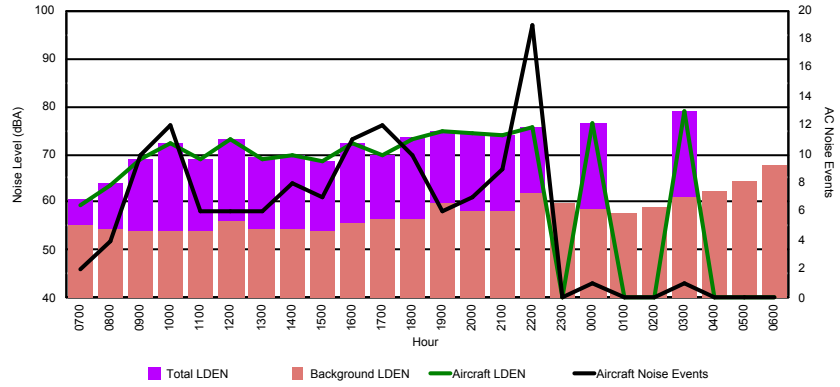

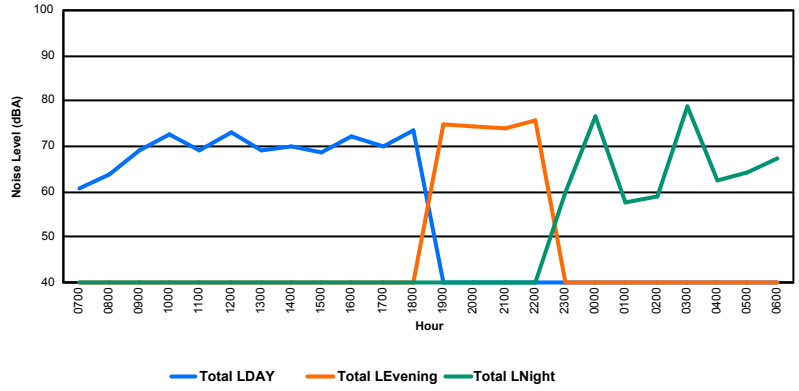

LE GOUVERNEMENT
DU GRAND-DUCHÉ DE LUXEMBOURG
Administration de la navigation aérienne

Luxembourg Airport

Noise Distribution by Hour

Between 07/10/2019 00:00:00 and 07/10/2019 23:59:59 (Local Time)

Day	Aircraft Events	Total LDEN dB (A)	Aircraft LDEN dB(A)	Background LDEN dB(A)	Total LDay dB(A)	Total LEvening dB(A)	Total LNight dB (A)
07/10/19 7:00	7	67.3	67.0	57.0	67.3	-	-
07/10/19 8:00	2	62.1	58.6	59.6	62.1	-	-
07/10/19 9:00	3	67.6	63.4	65.5	67.6	-	-
07/10/19 10:00	12	75.6	67.4	74.9	75.6	-	-
07/10/19 11:00	14	70.5	69.7	63.0	70.5	-	-
07/10/19 12:00	8	71.2	68.6	67.7	71.2	-	-
07/10/19 13:00	3	68.4	64.6	66.1	68.4	-	-
07/10/19 14:00	11	68.9	68.2	60.9	68.9	-	-
07/10/19 15:00	9	70.7	69.9	63.2	70.7	-	-
07/10/19 16:00	7	68.2	66.7	62.8	68.2	-	-
07/10/19 17:00	11	70.7	69.2	65.2	70.7	-	-
07/10/19 18:00	14	71.7	71.4	61.4	71.7	-	-
07/10/19 19:00	8	77.1	75.0	73.0	-	77.1	-
07/10/19 20:00	2	74.9	69.7	73.3	-	74.9	-
07/10/19 21:00	6	76.4	71.7	74.6	-	76.4	-
07/10/19 22:00	10	76.2	74.5	71.5	-	76.2	-
07/10/19 23:00	1	70.8	70.3	60.6	-	-	70.8
08/10/19 0:00	-	65.4	-	65.5	-	-	65.4
08/10/19 1:00	-	56.3	-	56.3	-	-	56.3
08/10/19 2:00	-	55.6	-	55.6	-	-	55.6
08/10/19 3:00	-	64.0	-	64.1	-	-	64.0
08/10/19 4:00	-	59.9	-	60.0	-	-	59.9
08/10/19 5:00	-	63.5	-	63.6	-	-	63.5
08/10/19 6:00	13	81.4	80.3	74.9	-	-	81.4
	141	**72.8**	**70.6**	**68.9**	**70.4**	**76.2**	**73.0**

Location: Mid Runway NMT # 3

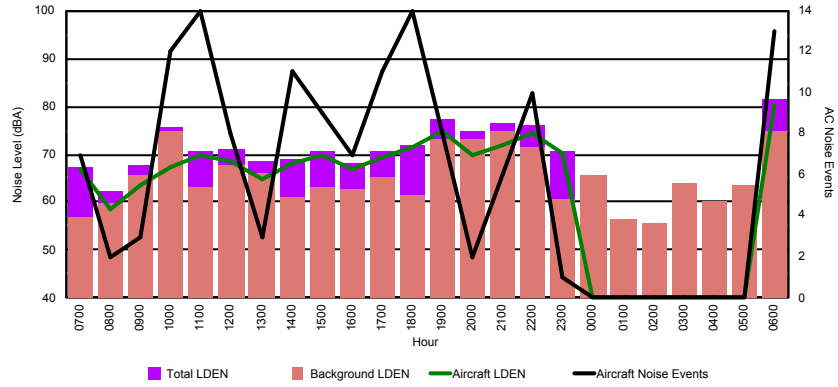

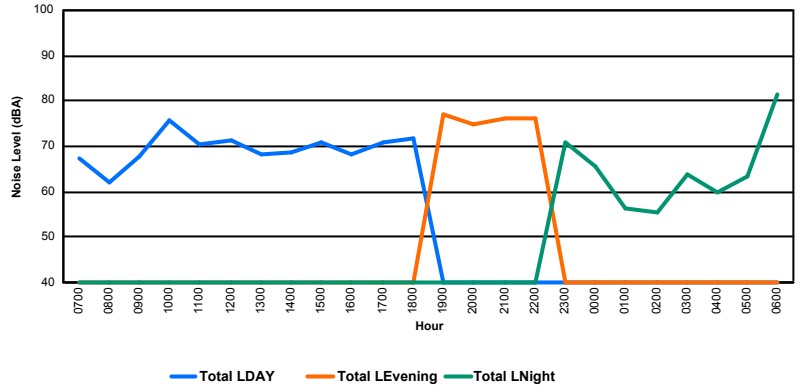

LE GOUVERNEMENT
DU GRAND-DUCHÉ DE LUXEMBOURG
Administration de la navigation aérienne

Luxembourg Airport

Noise Distribution by Hour

Between 07/10/2019 00:00:00 and 07/10/2019 23:59:59 (Local Time)

Day	Aircraft Events	Total LDEN dB (A)	Aircraft LDEN dB(A)	Background LDEN dB(A)	Total LDay dB(A)	Total LEvening dB(A)	Total LNight dB (A)
07/10/19 7:00	10	68.4	66.9	70.9	68.4	-	-
07/10/19 8:00	3	64.0	54.9	67.0	64.0	-	-
07/10/19 9:00	3	63.9	55.9	64.1	63.9	-	-
07/10/19 10:00	9	65.6	62.3	63.8	65.6	-	-
07/10/19 11:00	13	65.1	61.5	63.5	65.1	-	-
07/10/19 12:00	7	65.2	62.0	62.9	65.2	-	-
07/10/19 13:00	2	64.2	57.9	63.5	64.2	-	-
07/10/19 14:00	7	66.8	65.3	61.7	66.8	-	-
07/10/19 15:00	7	64.4	61.5	61.6	64.4	-	-
07/10/19 16:00	7	64.5	62.0	61.0	64.5	-	-
07/10/19 17:00	10	66.0	64.6	60.8	66.0	-	-
07/10/19 18:00	10	64.1	61.8	60.7	64.1	-	-
07/10/19 19:00	8	73.0	72.3	64.7	-	73.0	-
07/10/19 20:00	4	68.4	66.6	63.9	-	68.4	-
07/10/19 21:00	6	69.8	68.9	63.2	-	69.8	-
07/10/19 22:00	3	72.9	72.5	62.6	-	72.9	-
07/10/19 23:00	1	72.1	70.8	66.3	-	-	72.1
08/10/19 0:00	-	64.1	-	65.0	-	-	64.1
08/10/19 1:00	-	62.2	-	62.5	-	-	62.2
08/10/19 2:00	-	62.4	-	63.0	-	-	62.4
08/10/19 3:00	-	64.4	-	64.6	-	-	64.4
08/10/19 4:00	-	66.3	-	66.8	-	-	66.3
08/10/19 5:00	-	69.6	-	71.2	-	-	69.6
08/10/19 6:00	14	77.6	77.1	73.5	-	-	77.6
	124	**69.1**	**67.4**	**66.2**	**65.4**	**71.5**	**70.8**

Location: NDB-Hamm NMT # 4

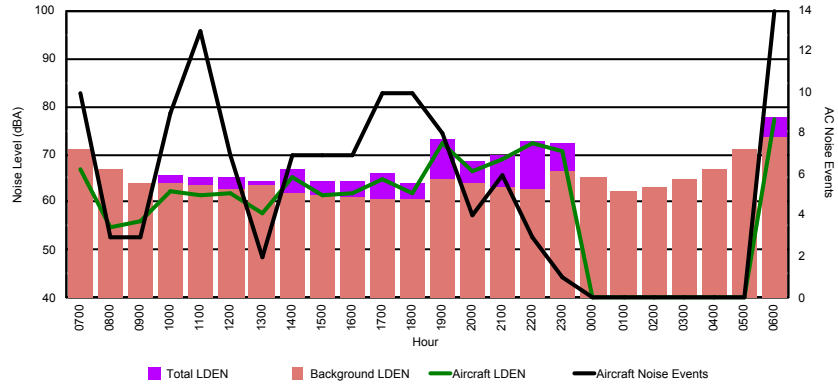

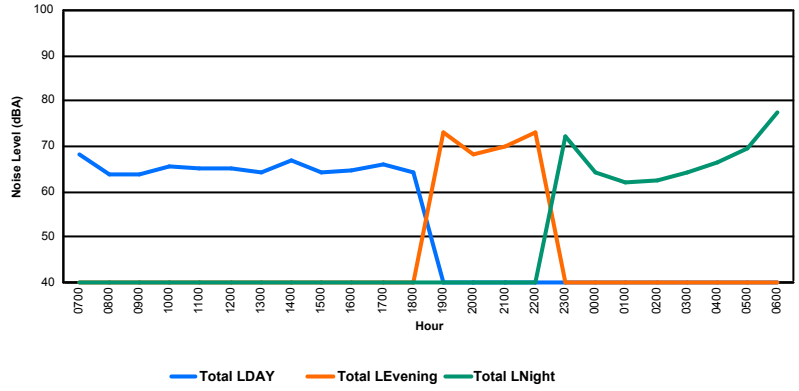

LE GOUVERNEMENT
DU GRAND-DUCHÉ DE LUXEMBOURG
Administration de la navigation aérienne

Luxembourg Airport

Noise Distribution by Hour

Between 08/10/2019 00:00:00 and 08/10/2019 23:59:59 (Local Time)

Day	Aircraft Events	Total LDEN dB (A)	Aircraft LDEN dB(A)	Background LDEN dB(A)	Total LDay dB(A)	Total LEvening dB(A)	Total LNight dB (A)
08/10/19 7:00	2	54.9	53.3	50.0	54.9	-	-
08/10/19 8:00	5	54.7	53.2	49.5	54.7	-	-
08/10/19 9:00	8	56.7	55.4	51.3	56.7	-	-
08/10/19 10:00	10	57.9	56.5	52.8	57.9	-	-
08/10/19 11:00	6	57.2	55.9	51.3	57.2	-	-
08/10/19 12:00	3	57.0	55.9	50.4	57.0	-	-
08/10/19 13:00	6	56.4	55.2	50.6	56.4	-	-
08/10/19 14:00	6	58.5	57.2	52.6	58.5	-	-
08/10/19 15:00	8	59.6	58.8	52.2	59.6	-	-
08/10/19 16:00	9	59.7	59.0	51.6	59.7	-	-
08/10/19 17:00	5	59.1	58.6	49.8	59.1	-	-
08/10/19 18:00	9	56.5	55.3	50.9	56.5	-	-
08/10/19 19:00	3	62.5	62.1	52.4	-	62.5	-
08/10/19 20:00	7	66.2	65.7	56.6	-	66.2	-
08/10/19 21:00	4	58.0	55.8	54.1	-	58.0	-
08/10/19 22:00	11	60.9	59.9	54.5	-	60.9	-
08/10/19 23:00	1	58.1	56.2	53.6	-	-	58.1
09/10/19 0:00	-	49.4	-	49.4	-	-	49.4
09/10/19 1:00	-	49.5	-	49.5	-	-	49.5
09/10/19 2:00	-	49.2	-	49.2	-	-	49.2
09/10/19 3:00	-	58.9	-	58.9	-	-	58.9
09/10/19 4:00	-	55.6	-	55.6	-	-	55.6
09/10/19 5:00	-	59.3	-	59.4	-	-	59.3
09/10/19 6:00	1	58.4	55.0	55.9	-	-	58.4
	104	**58.8**	**57.3**	**53.7**	**57.6**	**62.9**	**56.5**

Location: Roodt/Syr NMT # 1

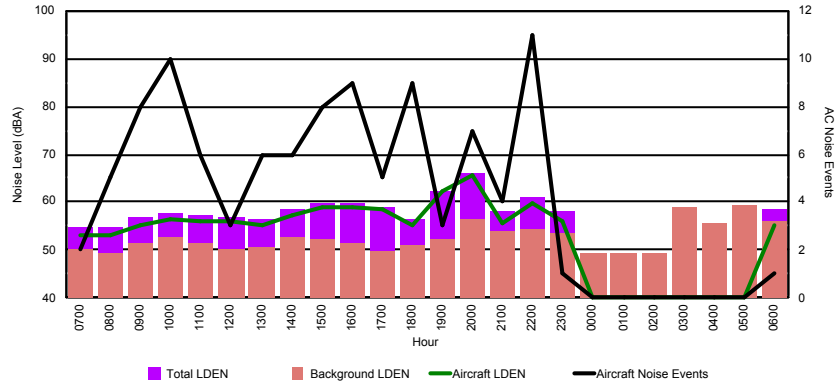

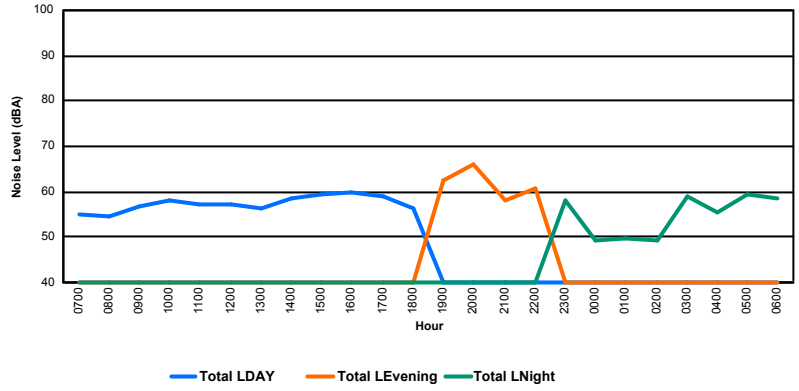

LE GOUVERNEMENT
DU GRAND-DUCHÉ DE LUXEMBOURG
Administration de la navigation aérienne

Luxembourg Airport

Noise Distribution by Hour

Between 08/10/2019 00:00:00 and 08/10/2019 23:59:59 (Local Time)

Day	Aircraft Events	Total LDEN dB (A)	Aircraft LDEN dB(A)	Background LDEN dB(A)	Total LDay dB(A)	Total LEvening dB(A)	Total LNight dB (A)
08/10/19 7:00	3	66.6	66.1	57.8	66.6	-	-
08/10/19 8:00	7	67.3	67.0	55.6	67.3	-	-
08/10/19 9:00	8	70.6	70.3	59.1	70.6	-	-
08/10/19 10:00	11	71.4	71.1	58.9	71.4	-	-
08/10/19 11:00	9	69.8	69.5	58.7	69.8	-	-
08/10/19 12:00	3	71.9	71.8	56.9	71.9	-	-
08/10/19 13:00	7	70.6	70.4	57.0	70.6	-	-
08/10/19 14:00	8	71.1	70.9	57.6	71.1	-	-
08/10/19 15:00	8	74.6	74.6	57.5	74.6	-	-
08/10/19 16:00	9	73.0	72.9	57.7	73.0	-	-
08/10/19 17:00	6	76.5	76.4	58.4	76.5	-	-
08/10/19 18:00	9	69.8	69.6	58.0	69.8	-	-
08/10/19 19:00	3	74.6	74.5	60.1	-	74.6	-
08/10/19 20:00	7	78.7	78.6	61.4	-	78.7	-
08/10/19 21:00	4	71.0	70.7	60.2	-	71.0	-
08/10/19 22:00	11	73.7	73.5	58.9	-	73.7	-
08/10/19 23:00	1	71.0	70.6	60.2	-	-	71.0
09/10/19 0:00	-	57.1	-	57.1	-	-	57.1
09/10/19 1:00	-	57.0	-	57.0	-	-	57.0
09/10/19 2:00	-	57.0	-	57.0	-	-	57.0
09/10/19 3:00	-	57.5	-	57.5	-	-	57.5
09/10/19 4:00	-	59.0	-	59.0	-	-	59.0
09/10/19 5:00	-	63.1	-	63.1	-	-	63.1
09/10/19 6:00	2	68.9	65.5	66.5	-	-	68.9
	116	**71.7**	**71.4**	**59.6**	**71.9**	**75.4**	**65.0**

Location: DVOR NMT # 2

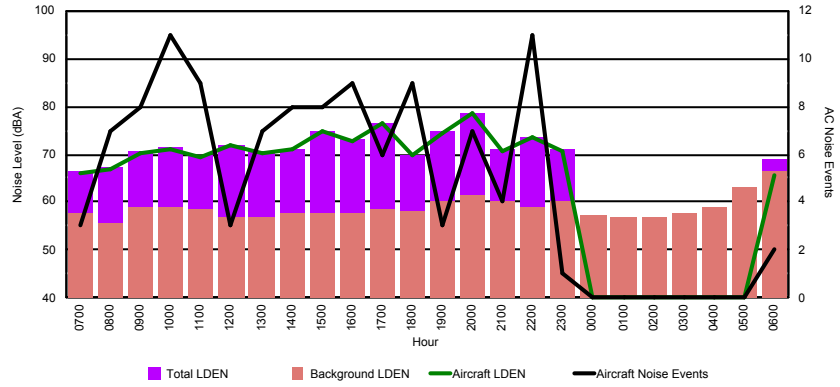

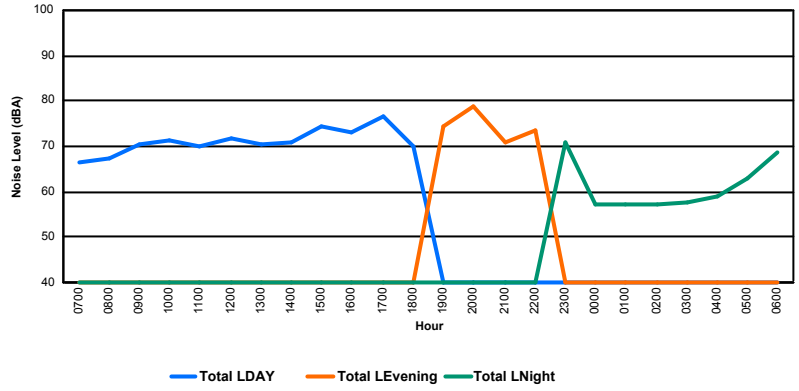

LE GOUVERNEMENT
DU GRAND-DUCHÉ DE LUXEMBOURG
Administration de la navigation aérienne

Luxembourg Airport

Noise Distribution by Hour

Between 08/10/2019 00:00:00 and 08/10/2019 23:59:59 (Local Time)

Day	Aircraft Events	Total LDEN dB (A)	Aircraft LDEN dB(A)	Background LDEN dB(A)	Total LDay dB(A)	Total LEvening dB(A)	Total LNight dB (A)
08/10/19 7:00	8	76.6	68.8	75.8	76.6	-	-
08/10/19 8:00	5	66.8	63.8	64.0	66.8	-	-
08/10/19 9:00	4	72.6	70.2	68.9	72.6	-	-
08/10/19 10:00	7	68.8	66.8	64.8	68.8	-	-
08/10/19 11:00	10	73.0	72.3	64.5	73.0	-	-
08/10/19 12:00	4	69.3	61.0	68.6	69.3	-	-
08/10/19 13:00	3	64.0	61.1	60.9	64.0	-	-
08/10/19 14:00	8	71.6	70.8	64.0	71.6	-	-
08/10/19 15:00	5	68.4	66.8	63.3	68.4	-	-
08/10/19 16:00	14	73.0	71.6	67.4	73.0	-	-
08/10/19 17:00	10	72.3	71.5	64.9	72.3	-	-
08/10/19 18:00	13	72.5	71.9	63.6	72.5	-	-
08/10/19 19:00	11	79.8	72.2	79.1	-	79.8	-
08/10/19 20:00	5	80.6	73.2	79.8	-	80.6	-
08/10/19 21:00	6	77.8	76.9	70.4	-	77.8	-
08/10/19 22:00	6	73.6	71.9	69.0	-	73.6	-
08/10/19 23:00	2	80.1	80.0	63.6	-	-	80.1
09/10/19 0:00	-	58.7	-	58.7	-	-	58.7
09/10/19 1:00	-	55.9	-	56.0	-	-	55.9
09/10/19 2:00	-	57.3	-	57.3	-	-	57.3
09/10/19 3:00	-	54.3	-	54.3	-	-	54.3
09/10/19 4:00	-	57.4	-	57.4	-	-	57.4
09/10/19 5:00	-	62.8	-	62.9	-	-	62.8
09/10/19 6:00	12	78.4	77.3	72.2	-	-	78.4
	133	**74.3**	**71.8**	**70.9**	**71.8**	**78.7**	**73.4**

Location: Mid Runway NMT # 3

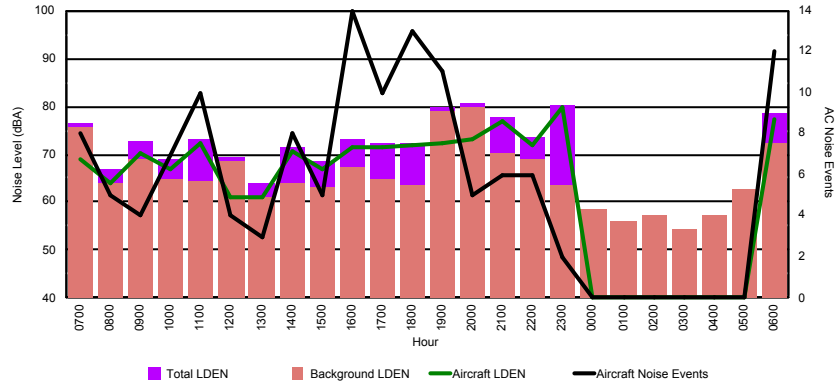

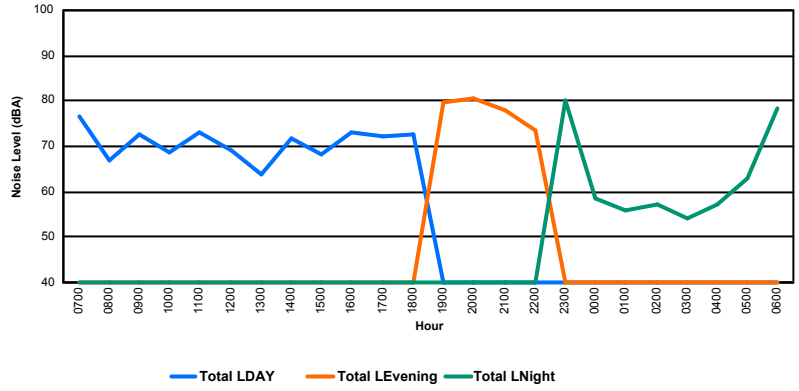

LE GOUVERNEMENT
DU GRAND-DUCHÉ DE LUXEMBOURG
Administration de la navigation aérienne

Luxembourg Airport

Noise Distribution by Hour

Between 08/10/2019 00:00:00 and 08/10/2019 23:59:59 (Local Time)

Day	Aircraft Events	Total LDEN dB (A)	Aircraft LDEN dB(A)	Background LDEN dB(A)	Total LDay dB(A)	Total LEvening dB(A)	Total LNight dB (A)
08/10/19 7:00	7	69.4	68.5	71.7	69.4	-	-
08/10/19 8:00	4	62.9	56.4	65.0	62.9	-	-
08/10/19 9:00	3	68.6	67.3	62.7	68.6	-	-
08/10/19 10:00	8	64.4	60.4	62.6	64.4	-	-
08/10/19 11:00	10	65.2	62.4	62.6	65.2	-	-
08/10/19 12:00	4	64.0	59.1	62.6	64.0	-	-
08/10/19 13:00	2	63.0	53.7	62.6	63.0	-	-
08/10/19 14:00	9	67.0	65.4	62.0	67.0	-	-
08/10/19 15:00	4	63.1	57.6	61.9	63.1	-	-
08/10/19 16:00	11	67.9	66.9	61.0	67.9	-	-
08/10/19 17:00	10	68.0	67.2	60.5	68.0	-	-
08/10/19 18:00	11	64.3	62.4	60.2	64.3	-	-
08/10/19 19:00	9	68.5	66.6	64.2	-	68.5	-
08/10/19 20:00	3	71.7	71.1	63.3	-	71.7	-
08/10/19 21:00	6	74.9	74.6	63.2	-	74.9	-
08/10/19 22:00	2	69.5	68.5	62.7	-	69.5	-
08/10/19 23:00	2	77.8	77.6	65.6	-	-	77.8
09/10/19 0:00	-	63.3	-	64.1	-	-	63.3
09/10/19 1:00	-	61.0	-	61.3	-	-	61.0
09/10/19 2:00	-	62.1	-	62.5	-	-	62.1
09/10/19 3:00	-	63.8	-	64.0	-	-	63.8
09/10/19 4:00	-	65.4	-	65.7	-	-	65.4
09/10/19 5:00	-	69.1	-	70.6	-	-	69.1
09/10/19 6:00	11	74.9	73.2	76.1	-	-	74.9
	116	**69.7**	**68.4**	**66.6**	**66.3**	**71.9**	**71.4**

Location: NDB-Hamm NMT # 4

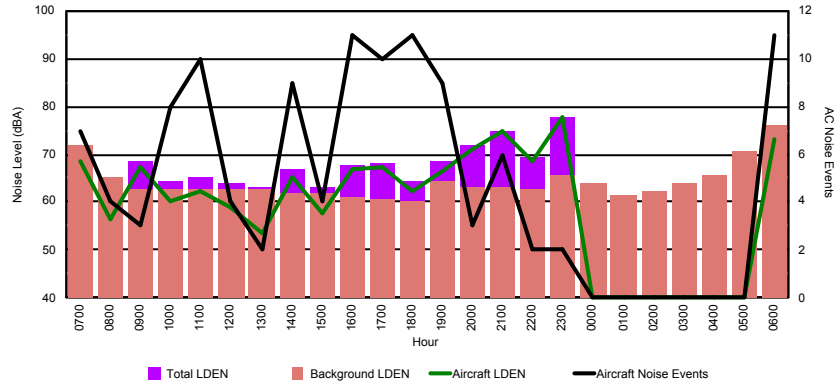

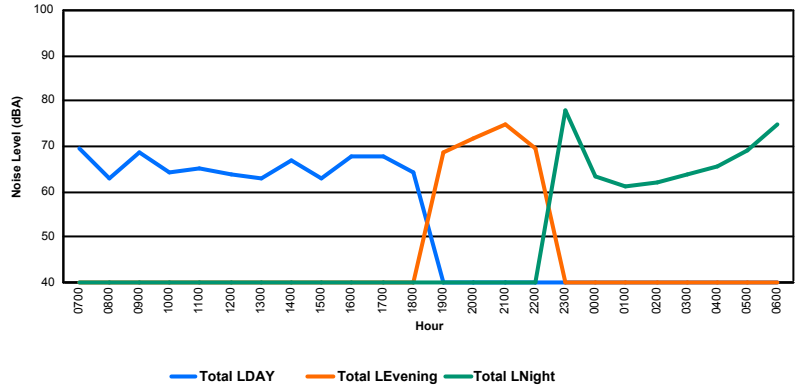

LE GOUVERNEMENT
DU GRAND-DUCHÉ DE LUXEMBOURG
Administration de la navigation aérienne

Luxembourg Airport

Noise Distribution by Hour

Between 09/10/2019 00:00:00 and 09/10/2019 23:59:59 (Local Time)

Day	Aircraft Events	Total LDEN dB (A)	Aircraft LDEN dB(A)	Background LDEN dB(A)	Total LDay dB(A)	Total LEvening dB(A)	Total LNight dB (A)
09/10/19 7:00	3	52.1	49.7	48.5	52.1	-	-
09/10/19 8:00	5	58.9	58.2	50.7	58.9	-	-
09/10/19 9:00	8	55.7	53.8	51.5	55.7	-	-
09/10/19 10:00	10	59.5	58.4	53.3	59.5	-	-
09/10/19 11:00	5	55.6	53.7	51.1	55.6	-	-
09/10/19 12:00	5	58.4	56.7	53.8	58.4	-	-
09/10/19 13:00	5	54.8	52.0	51.8	54.8	-	-
09/10/19 14:00	4	54.1	51.8	50.3	54.1	-	-
09/10/19 15:00	9	60.3	59.7	51.8	60.3	-	-
09/10/19 16:00	5	58.2	56.7	53.2	58.2	-	-
09/10/19 17:00	8	59.2	55.4	57.0	59.2	-	-
09/10/19 18:00	10	60.2	59.3	53.1	60.2	-	-
09/10/19 19:00	5	62.4	61.6	54.9	-	62.4	-
09/10/19 20:00	6	65.1	64.6	55.7	-	65.1	-
09/10/19 21:00	5	61.2	60.3	53.8	-	61.2	-
09/10/19 22:00	13	63.2	62.2	56.8	-	63.2	-
09/10/19 23:00	1	56.4	51.7	54.6	-	-	56.4
10/10/19 0:00	-	54.7	-	54.7	-	-	54.7
10/10/19 1:00	-	54.9	-	54.9	-	-	54.9
10/10/19 2:00	-	58.0	-	-	-	-	58.0
10/10/19 3:00	-	61.2	-	-	-	-	61.2
10/10/19 4:00	-	58.1	-	-	-	-	58.1
10/10/19 5:00	-	67.5	-	-	-	-	67.5
10/10/19 6:00	-	68.3	-	-	-	-	68.3
	107	**61.2**	**57.2**	**52.8**	**57.9**	**63.2**	**63.0**

Location: Roodt/Syr NMT # 1

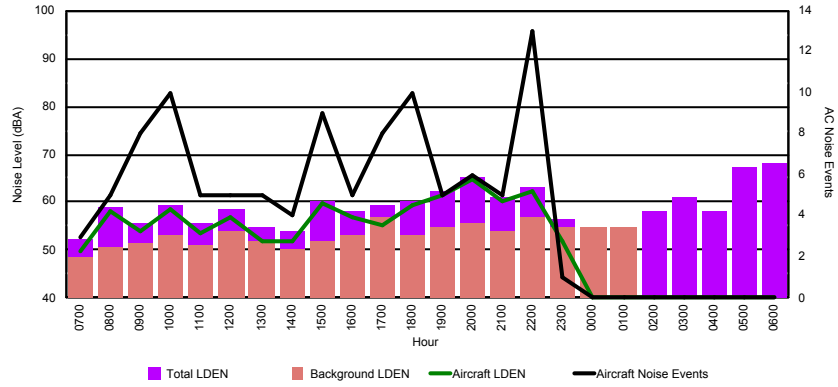

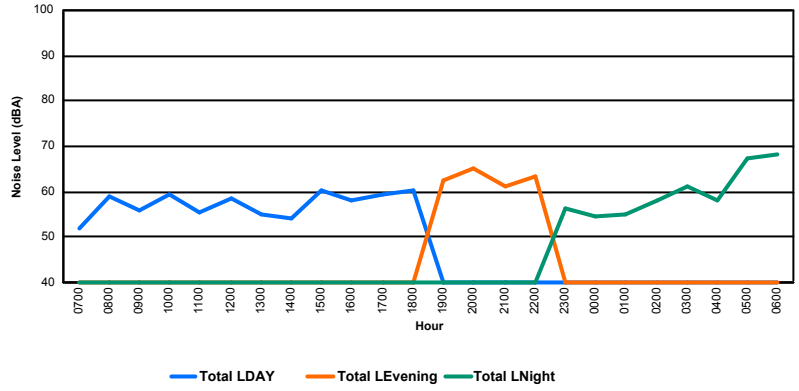

LE GOUVERNEMENT
DU GRAND-DUCHÉ DE LUXEMBOURG
Administration de la navigation aérienne

Luxembourg Airport

Noise Distribution by Hour

Between 09/10/2019 00:00:00 and 09/10/2019 23:59:59 (Local Time)

Day	Aircraft Events	Total LDEN dB (A)	Aircraft LDEN dB(A)	Background LDEN dB(A)	Total LDay dB(A)	Total LEvening dB(A)	Total LNight dB (A)
09/10/19 7:00	9	65.0	64.5	56.1	65.0	-	-
09/10/19 8:00	6	71.5	71.4	56.3	71.5	-	-
09/10/19 9:00	9	69.2	68.9	57.6	69.2	-	-
09/10/19 10:00	13	72.4	72.3	57.6	72.4	-	-
09/10/19 11:00	5	67.3	66.9	56.8	67.3	-	-
09/10/19 12:00	5	70.3	70.0	58.5	70.3	-	-
09/10/19 13:00	5	66.9	66.6	56.5	66.9	-	-
09/10/19 14:00	4	66.3	65.6	57.7	66.3	-	-
09/10/19 15:00	10	72.5	72.4	57.8	72.5	-	-
09/10/19 16:00	5	70.0	69.7	58.9	70.0	-	-
09/10/19 17:00	9	68.6	68.1	58.5	68.6	-	-
09/10/19 18:00	13	74.1	74.0	59.3	74.1	-	-
09/10/19 19:00	5	75.7	75.4	63.2	-	75.7	-
09/10/19 20:00	8	77.0	76.9	59.9	-	77.0	-
09/10/19 21:00	6	73.6	73.3	62.0	-	73.6	-
09/10/19 22:00	20	75.8	75.5	63.5	-	75.8	-
09/10/19 23:00	1	70.0	68.6	64.1	-	-	70.0
10/10/19 0:00	-	60.4	-	60.5	-	-	60.4
10/10/19 1:00	-	59.2	-	59.3	-	-	59.2
10/10/19 2:00	-	61.5	-	-	-	-	61.5
10/10/19 3:00	-	66.0	-	-	-	-	66.0
10/10/19 4:00	-	62.6	-	-	-	-	62.6
10/10/19 5:00	-	64.4	-	-	-	-	64.4
10/10/19 6:00	-	81.1	-	-	-	-	81.1
	133	**72.5**	**70.5**	**58.9**	**70.3**	**75.7**	**72.8**

Location: DVOR NMT # 2

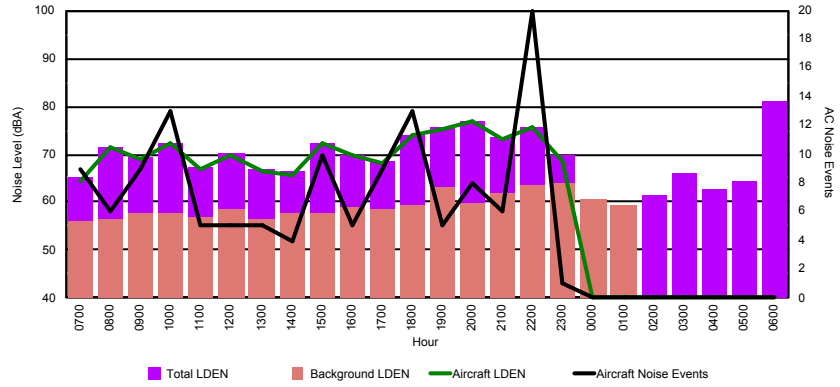

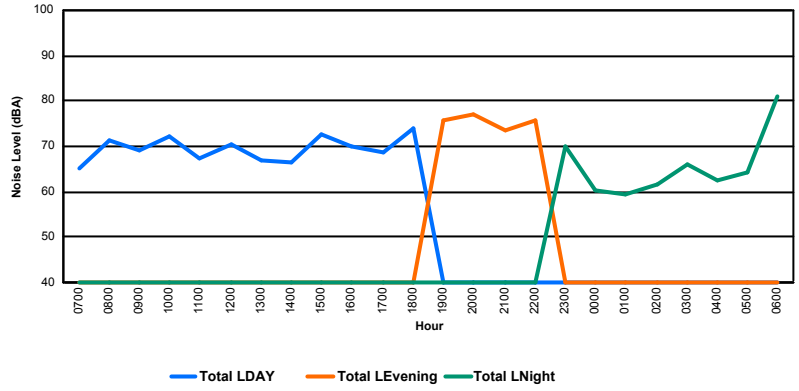

LE GOUVERNEMENT
DU GRAND-DUCHÉ DE LUXEMBOURG
Administration de la navigation aérienne

Luxembourg Airport

Noise Distribution by Hour

Between 09/10/2019 00:00:00 and 09/10/2019 23:59:59 (Local Time)

Day	Aircraft Events	Total LDEN dB (A)	Aircraft LDEN dB(A)	Background LDEN dB(A)	Total LDay dB(A)	Total LEvening dB(A)	Total LNight dB (A)
09/10/19 7:00	13	69.5	69.1	59.9	69.5	-	-
09/10/19 8:00	5	70.9	68.1	67.6	70.9	-	-
09/10/19 9:00	6	68.5	67.9	59.4	68.5	-	-
09/10/19 10:00	7	68.4	67.0	62.9	68.4	-	-
09/10/19 11:00	10	69.4	67.3	65.2	69.4	-	-
09/10/19 12:00	6	69.4	65.9	66.9	69.4	-	-
09/10/19 13:00	4	68.6	65.5	65.6	68.6	-	-
09/10/19 14:00	9	71.7	71.4	59.8	71.7	-	-
09/10/19 15:00	8	74.4	74.2	61.3	74.4	-	-
09/10/19 16:00	8	65.2	63.7	60.2	65.2	-	-
09/10/19 17:00	5	68.7	66.4	64.9	68.7	-	-
09/10/19 18:00	16	76.0	70.2	74.6	76.0	-	-
09/10/19 19:00	8	76.1	74.4	71.1	-	76.1	-
09/10/19 20:00	1	79.8	61.4	79.8	-	79.8	-
09/10/19 21:00	5	76.4	74.2	72.5	-	76.4	-
09/10/19 22:00	6	79.0	78.4	70.4	-	79.0	-
09/10/19 23:00	2	74.4	74.0	64.3	-	-	74.4
10/10/19 0:00	-	58.1	-	58.2	-	-	58.1
10/10/19 1:00	-	60.1	-	60.1	-	-	60.1
10/10/19 2:00	-	56.7	-	-	-	-	56.7
10/10/19 3:00	-	64.1	-	-	-	-	64.1
10/10/19 4:00	-	62.5	-	-	-	-	62.5
10/10/19 5:00	-	65.4	-	-	-	-	65.4
10/10/19 6:00	-	81.1	-	-	-	-	81.1
	119	**73.8**	**70.1**	**69.2**	**71.0**	**78.1**	**73.2**

Location: Mid Runway NMT # 3

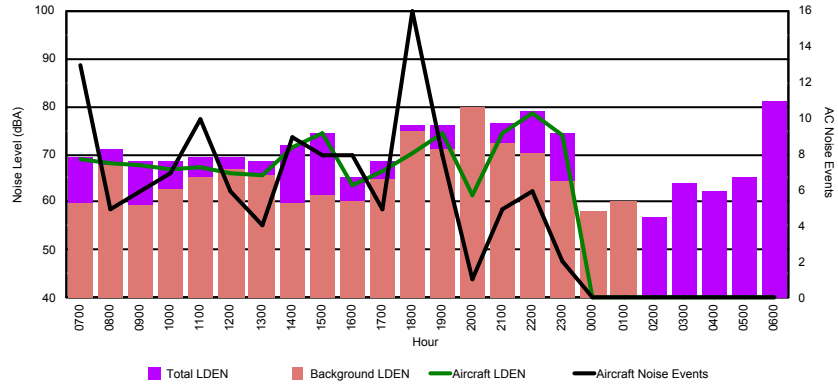

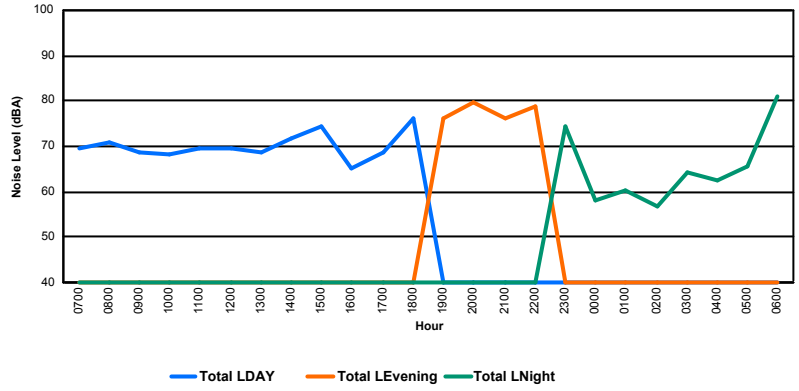

LE GOUVERNEMENT
DU GRAND-DUCHÉ DE LUXEMBOURG
Administration de la navigation aérienne

Luxembourg Airport

Noise Distribution by Hour

Between 09/10/2019 00:00:00 and 09/10/2019 23:59:59 (Local Time)

Day	Aircraft Events	Total LDEN dB (A)	Aircraft LDEN dB(A)	Background LDEN dB(A)	Total LDay dB(A)	Total LEvening dB(A)	Total LNight dB (A)
09/10/19 7:00	16	67.1	66.3	67.9	67.1	-	-
09/10/19 8:00	7	68.6	67.5	65.7	68.6	-	-
09/10/19 9:00	7	67.4	66.0	62.2	67.4	-	-
09/10/19 10:00	5	63.8	59.5	62.2	63.8	-	-
09/10/19 11:00	11	67.3	65.4	63.9	67.3	-	-
09/10/19 12:00	7	65.7	63.3	62.5	65.7	-	-
09/10/19 13:00	4	67.4	65.9	62.6	67.4	-	-
09/10/19 14:00	7	67.3	65.7	62.8	67.3	-	-
09/10/19 15:00	4	63.8	59.9	61.7	63.8	-	-
09/10/19 16:00	5	63.3	59.5	61.1	63.3	-	-
09/10/19 17:00	5	64.5	62.7	60.1	64.5	-	-
09/10/19 18:00	13	65.1	62.9	61.8	65.1	-	-
09/10/19 19:00	9	71.2	69.7	66.2	-	71.2	-
09/10/19 20:00	2	65.6	60.3	64.1	-	65.6	-
09/10/19 21:00	6	72.8	72.2	64.1	-	72.8	-
09/10/19 22:00	5	74.7	74.4	63.0	-	74.7	-
09/10/19 23:00	2	73.4	72.4	66.3	-	-	73.4
10/10/19 0:00	-	63.9	-	64.8	-	-	63.9
10/10/19 1:00	-	63.2	-	63.8	-	-	63.2
10/10/19 2:00	-	63.1	-	-	-	-	63.1
10/10/19 3:00	-	69.2	-	-	-	-	69.2
10/10/19 4:00	-	65.2	-	-	-	-	65.2
10/10/19 5:00	-	68.9	-	-	-	-	68.9
10/10/19 6:00	-	76.4	-	-	-	-	76.4
	115	**69.4**	**66.4**	**63.0**	**66.3**	**72.1**	**70.6**

Location: NDB-Hamm NMT # 4

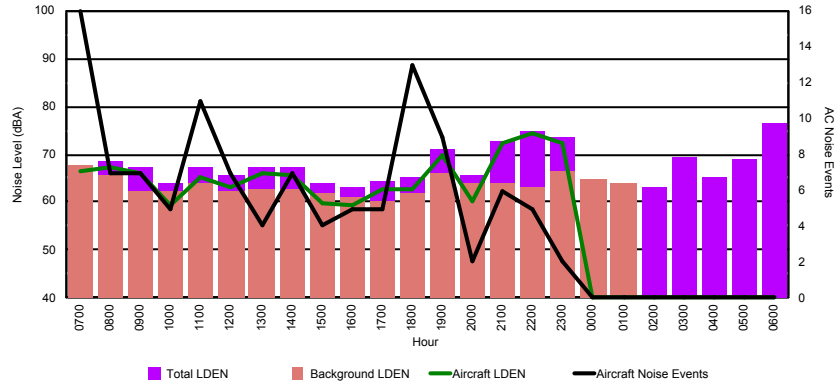

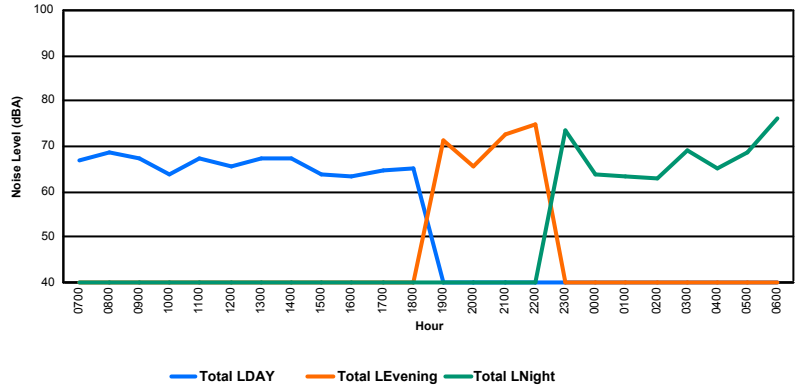

LE GOUVERNEMENT
DU GRAND-DUCHÉ DE LUXEMBOURG
Administration de la navigation aérienne

Luxembourg Airport

Noise Distribution by Hour

Between 10/10/2019 00:00:00 and 10/10/2019 23:59:59 (Local Time)

Day	Aircraft Events	Total LDEN dB (A)	Aircraft LDEN dB(A)	Background LDEN dB(A)	Total LDay dB(A)	Total LEvening dB(A)	Total LNight dB (A)
10/10/19 7:00	3	55.0	53.3	50.2	55.0	-	-
10/10/19 8:00	6	60.7	60.2	51.2	60.7	-	-
10/10/19 9:00	8	57.5	56.1	52.3	57.5	-	-
10/10/19 10:00	6	55.7	52.6	53.0	55.7	-	-
10/10/19 11:00	6	58.3	56.6	53.6	58.3	-	-
10/10/19 12:00	2	57.9	56.1	53.2	57.9	-	-
10/10/19 13:00	10	59.8	58.8	53.1	59.8	-	-
10/10/19 14:00	5	59.1	56.8	55.5	59.1	-	-
10/10/19 15:00	6	57.7	53.3	55.8	57.7	-	-
10/10/19 16:00	6	55.2	53.3	50.9	55.2	-	-
10/10/19 17:00	8	57.0	55.3	52.5	57.0	-	-
10/10/19 18:00	11	59.4	58.7	51.4	59.4	-	-
10/10/19 19:00	4	61.6	61.1	52.6	-	61.6	-
10/10/19 20:00	12	67.7	67.4	55.8	-	67.7	-
10/10/19 21:00	5	63.0	62.6	53.0	-	63.0	-
10/10/19 22:00	13	62.4	61.3	56.2	-	62.4	-
10/10/19 23:00	3	66.8	66.1	58.2	-	-	66.8
11/10/19 0:00	-	50.4	-	50.4	-	-	50.4
11/10/19 1:00	-	48.7	-	48.7	-	-	48.7
11/10/19 2:00	-	50.1	-	50.1	-	-	50.1
11/10/19 3:00	-	50.8	-	50.8	-	-	50.8
11/10/19 4:00	-	52.8	-	52.8	-	-	52.8
11/10/19 5:00	-	57.6	-	57.7	-	-	57.6
11/10/19 6:00	1	65.4	64.7	56.7	-	-	65.4
	115	**60.7**	**59.7**	**53.9**	**58.1**	**64.4**	**60.7**

Location: Roodt/Syr NMT # 1

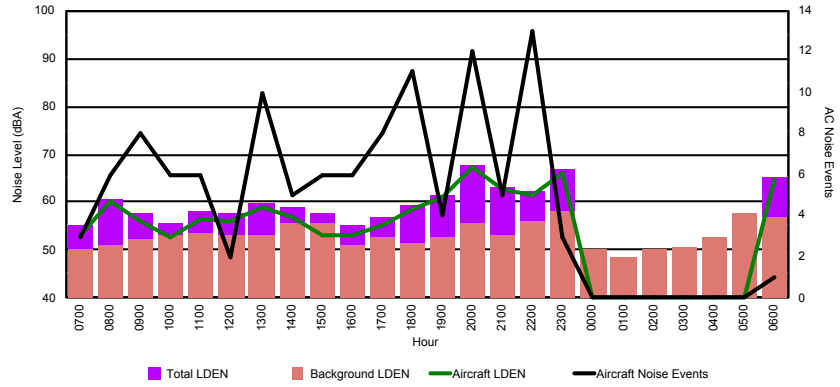

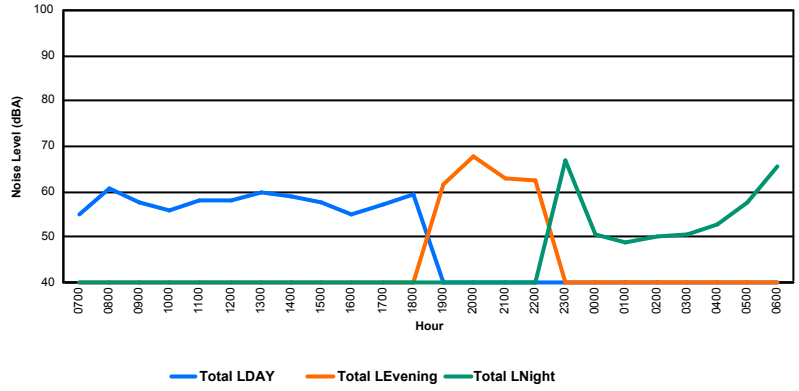

LE GOUVERNEMENT
DU GRAND-DUCHÉ DE LUXEMBOURG
Administration de la navigation aérienne

Luxembourg Airport

Noise Distribution by Hour

Between 10/10/2019 00:00:00 and 10/10/2019 23:59:59 (Local Time)

Day	Aircraft Events	Total LDEN dB (A)	Aircraft LDEN dB(A)	Background LDEN dB(A)	Total LDay dB(A)	Total LEvening dB(A)	Total LNight dB (A)
10/10/19 7:00	7	73.1	73.0	57.1	73.1	-	-
10/10/19 8:00	7	72.8	72.7	58.2	72.8	-	-
10/10/19 9:00	8	69.3	69.0	57.1	69.3	-	-
10/10/19 10:00	9	67.3	66.8	57.6	67.3	-	-
10/10/19 11:00	6	72.3	72.1	57.0	72.3	-	-
10/10/19 12:00	2	68.5	68.1	57.4	68.5	-	-
10/10/19 13:00	14	72.2	72.1	56.9	72.2	-	-
10/10/19 14:00	6	70.0	69.8	56.7	70.0	-	-
10/10/19 15:00	7	68.4	68.1	56.5	68.4	-	-
10/10/19 16:00	8	67.8	67.4	56.7	67.8	-	-
10/10/19 17:00	8	69.5	69.2	57.3	69.5	-	-
10/10/19 18:00	13	72.3	72.2	57.2	72.3	-	-
10/10/19 19:00	4	74.3	74.0	61.5	-	74.3	-
10/10/19 20:00	12	81.6	81.6	63.5	-	81.6	-
10/10/19 21:00	5	75.1	74.9	61.5	-	75.1	-
10/10/19 22:00	17	76.0	75.6	65.4	-	76.0	-
10/10/19 23:00	3	78.7	78.5	63.7	-	-	78.7
11/10/19 0:00	-	58.6	-	58.6	-	-	58.6
11/10/19 1:00	-	57.7	-	57.7	-	-	57.7
11/10/19 2:00	-	57.2	-	57.2	-	-	57.2
11/10/19 3:00	-	59.7	-	59.7	-	-	59.7
11/10/19 4:00	-	60.5	-	60.5	-	-	60.5
11/10/19 5:00	-	61.6	-	61.6	-	-	61.6
11/10/19 6:00	8	84.9	84.8	67.9	-	-	84.9
	144	**75.1**	**74.9**	**60.8**	**70.8**	**77.8**	**76.9**

Location: DVOR NMT # 2

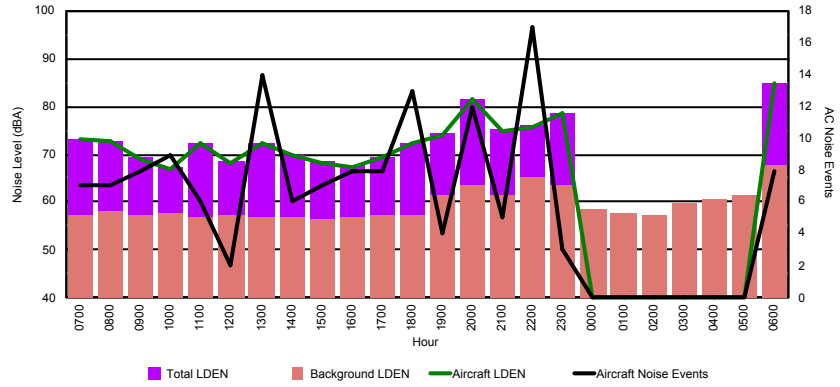

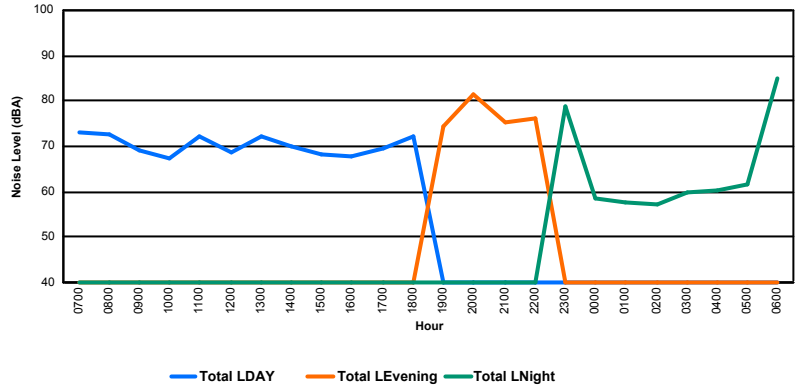

LE GOUVERNEMENT
DU GRAND-DUCHÉ DE LUXEMBOURG
Administration de la navigation aérienne

Luxembourg Airport

Noise Distribution by Hour

Between 10/10/2019 00:00:00 and 10/10/2019 23:59:59 (Local Time)

Day	Aircraft Events	Total LDEN dB (A)	Aircraft LDEN dB(A)	Background LDEN dB(A)	Total LDay dB(A)	Total LEvening dB(A)	Total LNight dB (A)
10/10/19 7:00	6	67.7	66.2	62.5	67.7	-	-
10/10/19 8:00	8	74.3	74.1	60.6	74.3	-	-
10/10/19 9:00	5	68.6	67.7	61.4	68.6	-	-
10/10/19 10:00	10	71.7	70.2	66.4	71.7	-	-
10/10/19 11:00	14	73.7	72.9	66.2	73.7	-	-
10/10/19 12:00	8	73.2	72.6	64.0	73.2	-	-
10/10/19 13:00	14	68.0	65.6	64.5	68.0	-	-
10/10/19 14:00	21	69.3	68.8	60.2	69.3	-	-
10/10/19 15:00	11	70.8	70.4	60.7	70.8	-	-
10/10/19 16:00	8	70.1	69.5	61.4	70.1	-	-
10/10/19 17:00	15	70.4	69.9	61.3	70.4	-	-
10/10/19 18:00	16	67.7	66.8	60.8	67.7	-	-
10/10/19 19:00	9	76.7	70.7	75.4	-	76.7	-
10/10/19 20:00	7	82.5	73.4	82.0	-	82.5	-
10/10/19 21:00	10	79.2	76.0	76.4	-	79.2	-
10/10/19 22:00	8	75.5	73.7	70.9	-	75.5	-
10/10/19 23:00	1	77.0	70.2	76.1	-	-	77.0
11/10/19 0:00	-	57.9	-	57.9	-	-	57.9
11/10/19 1:00	-	58.9	-	58.9	-	-	58.9
11/10/19 2:00	-	57.0	-	57.0	-	-	57.0
11/10/19 3:00	-	58.4	-	58.4	-	-	58.4
11/10/19 4:00	-	57.9	-	57.9	-	-	57.9
11/10/19 5:00	-	60.1	-	60.2	-	-	60.1
11/10/19 6:00	13	80.0	79.9	63.8	-	-	80.0
	184	**74.3**	**71.4**	**71.3**	**71.1**	**79.3**	**72.9**

Location: Mid Runway NMT # 3

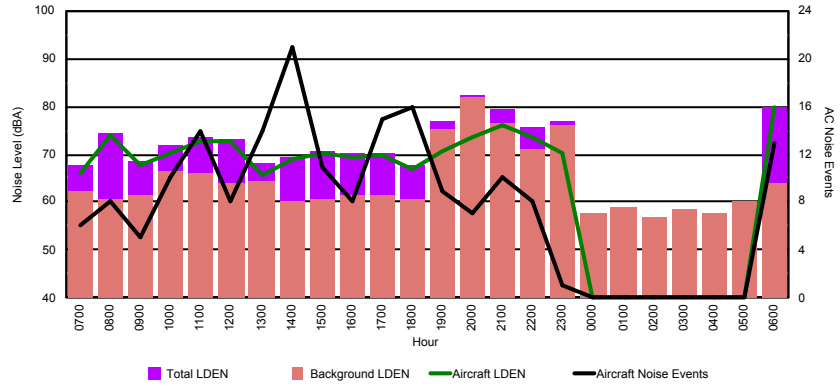

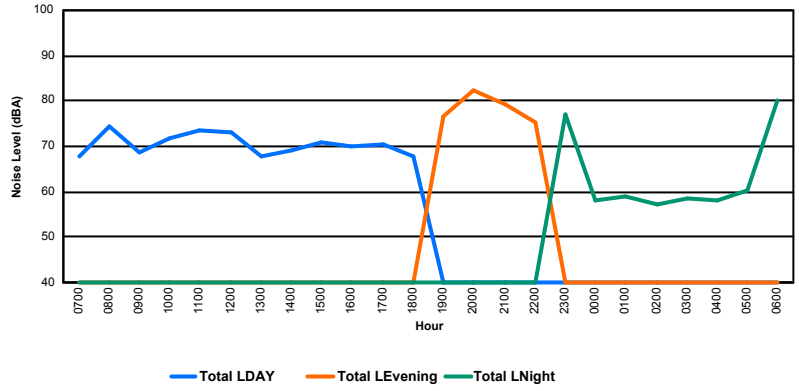

LE GOUVERNEMENT
DU GRAND-DUCHÉ DE LUXEMBOURG
Administration de la navigation aérienne

Luxembourg Airport

Noise Distribution by Hour

Between 10/10/2019 00:00:00 and 10/10/2019 23:59:59 (Local Time)

Day	Aircraft Events	Total LDEN dB (A)	Aircraft LDEN dB(A)	Background LDEN dB(A)	Total LDay dB(A)	Total LEvening dB(A)	Total LNight dB (A)
10/10/19 7:00	8	63.3	59.5	64.6	63.3	-	-
10/10/19 8:00	9	71.6	71.3	64.9	71.6	-	-
10/10/19 9:00	6	66.4	64.7	62.0	66.4	-	-
10/10/19 10:00	9	69.8	69.2	61.6	69.8	-	-
10/10/19 11:00	10	70.1	69.5	62.0	70.1	-	-
10/10/19 12:00	9	67.8	66.9	60.6	67.8	-	-
10/10/19 13:00	4	63.6	60.3	61.0	63.6	-	-
10/10/19 14:00	8	65.1	62.8	61.6	65.1	-	-
10/10/19 15:00	9	68.4	67.6	60.4	68.4	-	-
10/10/19 16:00	7	68.2	66.8	62.8	68.2	-	-
10/10/19 17:00	11	67.5	66.6	60.3	67.5	-	-
10/10/19 18:00	8	63.7	61.1	60.5	63.7	-	-
10/10/19 19:00	7	68.9	65.8	66.3	-	68.9	-
10/10/19 20:00	4	73.9	73.3	65.6	-	73.9	-
10/10/19 21:00	8	71.2	70.2	64.9	-	71.2	-
10/10/19 22:00	4	74.2	73.7	64.8	-	74.2	-
10/10/19 23:00	1	73.2	71.5	68.0	-	-	73.2
11/10/19 0:00	-	65.8	-	66.8	-	-	65.8
11/10/19 1:00	-	63.2	-	63.9	-	-	63.2
11/10/19 2:00	-	63.8	-	64.6	-	-	63.8
11/10/19 3:00	-	64.8	-	65.0	-	-	64.8
11/10/19 4:00	-	67.1	-	67.9	-	-	67.1
11/10/19 5:00	-	69.9	-	71.6	-	-	69.9
11/10/19 6:00	12	76.9	75.7	75.3	-	-	76.9
	134	**70.0**	**68.5**	**66.5**	**67.9**	**72.5**	**70.8**

Location: NDB-Hamm NMT # 4

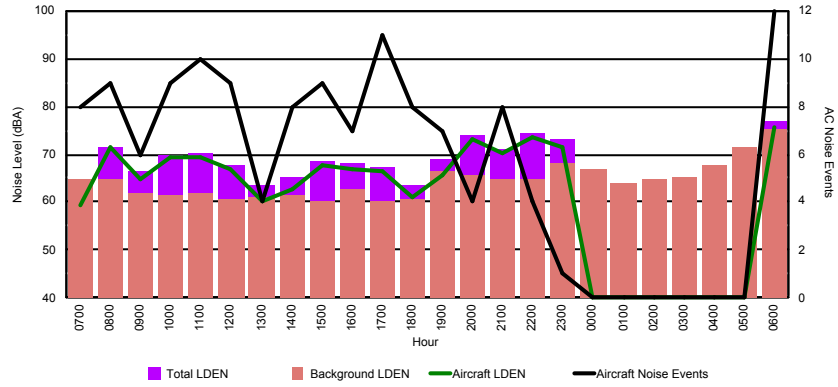

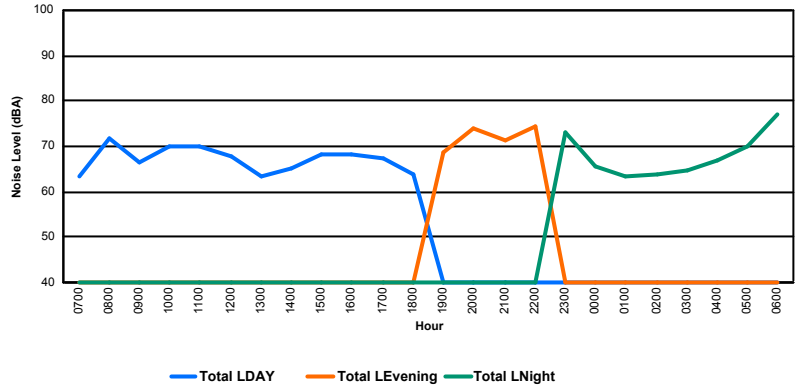

LE GOUVERNEMENT
DU GRAND-DUCHÉ DE LUXEMBOURG
Administration de la navigation aérienne

Luxembourg Airport

Noise Distribution by Hour

Between 14/10/2019 00:00:00 and 14/10/2019 23:59:59 (Local Time)

Day	Aircraft Events	Total LDEN dB (A)	Aircraft LDEN dB(A)	Background LDEN dB(A)	Total LDay dB(A)	Total LEvening dB(A)	Total LNight dB (A)
14/10/19 7:00	5	54.3	52.3	50.0	54.3	-	-
14/10/19 8:00	6	54.3	53.1	48.3	54.3	-	-
14/10/19 9:00	10	57.0	54.8	53.3	57.0	-	-
14/10/19 10:00	10	58.4	54.8	56.2	58.4	-	-
14/10/19 11:00	6	61.5	59.0	58.1	61.5	-	-
14/10/19 12:00	7	58.5	56.5	54.2	58.5	-	-
14/10/19 13:00	4	56.6	52.3	54.7	56.6	-	-
14/10/19 14:00	9	60.6	59.8	52.9	60.6	-	-
14/10/19 15:00	10	59.5	58.8	51.6	59.5	-	-
14/10/19 16:00	7	55.9	54.6	50.5	55.9	-	-
14/10/19 17:00	8	57.6	56.9	49.5	57.6	-	-
14/10/19 18:00	7	57.5	53.0	55.7	57.5	-	-
14/10/19 19:00	5	60.6	59.9	52.9	-	60.6	-
14/10/19 20:00	6	60.3	59.5	52.6	-	60.3	-
14/10/19 21:00	6	62.9	62.5	53.2	-	62.9	-
14/10/19 22:00	13	64.3	63.9	54.5	-	64.3	-
14/10/19 23:00	3	61.0	59.9	54.4	-	-	61.0
15/10/19 0:00	-	49.2	-	49.2	-	-	49.2
15/10/19 1:00	-	49.9	-	50.0	-	-	49.9
	122	**59.3**	**58.1**	**53.5**	**58.2**	**62.3**	**56.8**

Location: Roodt/Syr NMT # 1

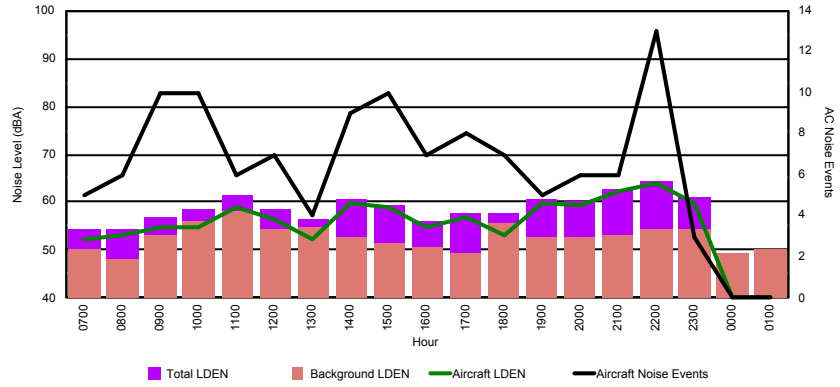

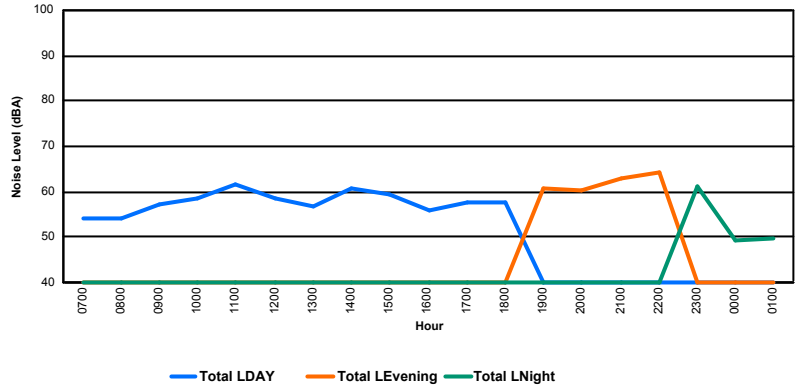

LE GOUVERNEMENT
DU GRAND-DUCHÉ DE LUXEMBOURG
Administration de la navigation aérienne

Luxembourg Airport

Noise Distribution by Hour

Between 14/10/2019 00:00:00 and 14/10/2019 23:59:59 (Local Time)

Day	Aircraft Events	Total LDEN dB (A)	Aircraft LDEN dB(A)	Background LDEN dB(A)	Total LDay dB(A)	Total LEvening dB(A)	Total LNight dB (A)
14/10/19 7:00	6	64.2	63.6	55.6	64.2	-	-
14/10/19 8:00	6	66.1	65.8	54.1	66.1	-	-
14/10/19 9:00	10	68.5	68.3	55.7	68.5	-	-
14/10/19 10:00	10	67.8	67.5	55.4	67.8	-	-
14/10/19 11:00	6	73.5	73.4	56.1	73.5	-	-
14/10/19 12:00	8	69.4	69.2	56.1	69.4	-	-
14/10/19 13:00	4	66.6	66.1	56.8	66.6	-	-
14/10/19 14:00	12	72.9	72.8	57.1	72.9	-	-
14/10/19 15:00	10	72.1	71.9	57.9	72.1	-	-
14/10/19 16:00	6	68.3	68.0	57.4	68.3	-	-
14/10/19 17:00	9	69.9	69.7	57.0	69.9	-	-
14/10/19 18:00	9	67.3	66.9	57.2	67.3	-	-
14/10/19 19:00	6	74.4	74.3	60.5	-	74.4	-
14/10/19 20:00	7	72.7	72.6	57.9	-	72.7	-
14/10/19 21:00	6	77.5	77.4	59.5	-	77.5	-
14/10/19 22:00	16	78.9	78.9	60.7	-	78.9	-
14/10/19 23:00	3	73.6	73.2	63.4	-	-	73.6
15/10/19 0:00	-	61.4	-	61.7	-	-	61.4
15/10/19 1:00	-	56.7	-	56.7	-	-	56.7
15/10/19 2:00	-	54.8	-	54.8	-	-	54.8
15/10/19 3:00	-	55.8	-	55.8	-	-	55.8
15/10/19 4:00	1	80.5	80.5	58.6	-	-	80.5
15/10/19 5:00	-	61.4	-	61.4	-	-	61.4
15/10/19 6:00	-	66.1	-	66.5	-	-	66.1
	135	**72.6**	**72.4**	**59.3**	**69.7**	**76.5**	**72.5**

Location: DVOR NMT # 2

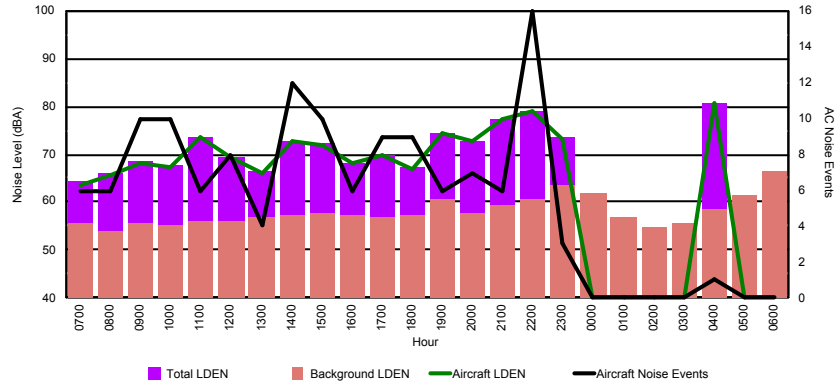

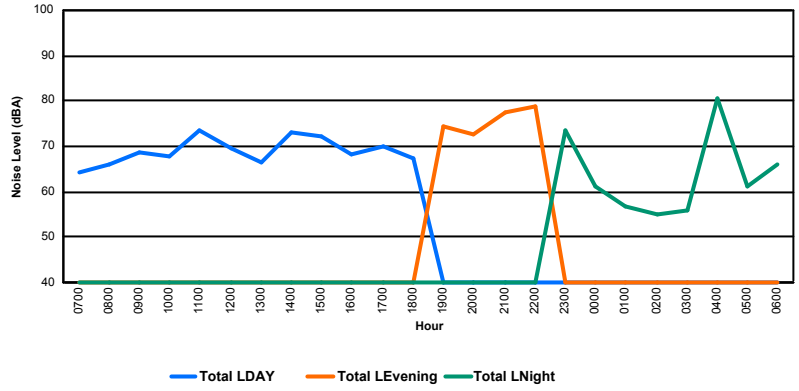

LE GOUVERNEMENT
DU GRAND-DUCHÉ DE LUXEMBOURG
Administration de la navigation aérienne

Luxembourg Airport

Noise Distribution by Hour

Between 14/10/2019 00:00:00 and 14/10/2019 23:59:59 (Local Time)

Day	Aircraft Events	Total LDEN dB (A)	Aircraft LDEN dB(A)	Background LDEN dB(A)	Total LDay dB(A)	Total LEvening dB(A)	Total LNight dB (A)
14/10/19 7:00	8	67.6	67.2	57.6	67.6	-	-
14/10/19 8:00	6	69.7	64.6	68.1	69.7	-	-
14/10/19 9:00	8	67.7	65.7	63.5	67.7	-	-
14/10/19 10:00	10	69.2	64.2	67.6	69.2	-	-
14/10/19 11:00	12	70.5	66.8	68.2	70.5	-	-
14/10/19 12:00	9	64.8	64.3	57.1	64.8	-	-
14/10/19 13:00	5	64.9	63.7	57.6	64.9	-	-
14/10/19 14:00	11	68.1	66.7	62.5	68.1	-	-
14/10/19 15:00	8	75.0	68.4	73.9	75.0	-	-
14/10/19 16:00	11	71.3	70.2	64.8	71.3	-	-
14/10/19 17:00	12	71.3	69.8	65.8	71.3	-	-
14/10/19 18:00	12	72.7	70.4	69.0	72.7	-	-
14/10/19 19:00	16	74.7	73.7	68.1	-	74.7	-
14/10/19 20:00	8	76.2	75.7	66.3	-	76.2	-
14/10/19 21:00	9	75.2	74.2	68.8	-	75.2	-
14/10/19 22:00	9	74.7	73.8	67.6	-	74.7	-
14/10/19 23:00	2	72.8	70.9	68.3	-	-	72.8
15/10/19 0:00	-	56.8	-	56.8	-	-	56.8
15/10/19 1:00	-	58.3	-	58.4	-	-	58.3
15/10/19 2:00	-	61.4	-	61.6	-	-	61.4
15/10/19 3:00	-	55.8	-	55.8	-	-	55.8
15/10/19 4:00	1	69.5	68.5	62.7	-	-	69.5
15/10/19 5:00	-	58.5	-	58.5	-	-	58.5
15/10/19 6:00	11	77.4	77.2	66.7	-	-	77.4
	168	**71.6**	**70.2**	**66.4**	**70.4**	**75.2**	**70.3**

Location: Mid Runway NMT # 3

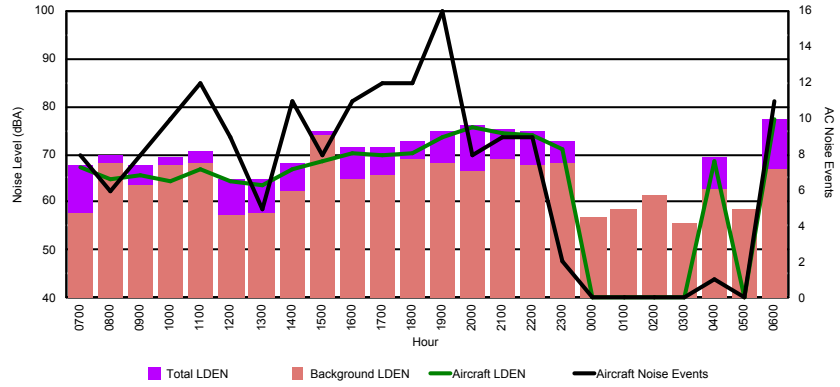

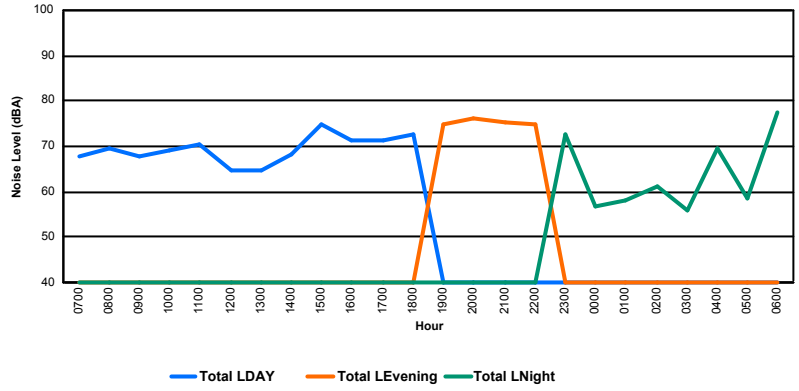

LE GOUVERNEMENT
DU GRAND-DUCHÉ DE LUXEMBOURG
Administration de la navigation aérienne

Luxembourg Airport

Noise Distribution by Hour

Between 14/10/2019 00:00:00 and 14/10/2019 23:59:59 (Local Time)

Day	Aircraft Events	Total LDEN dB (A)	Aircraft LDEN dB(A)	Background LDEN dB(A)	Total LDay dB(A)	Total LEvening dB(A)	Total LNight dB (A)
14/10/19 7:00	8	69.0	67.9	66.6	69.0	-	-
14/10/19 8:00	9	65.8	63.8	66.1	65.8	-	-
14/10/19 9:00	6	64.9	60.5	64.0	64.9	-	-
14/10/19 10:00	10	66.6	64.1	63.8	66.6	-	-
14/10/19 11:00	9	64.6	60.9	62.7	64.6	-	-
14/10/19 12:00	14	64.6	61.2	62.4	64.6	-	-
14/10/19 13:00	5	64.0	59.4	62.4	64.0	-	-
14/10/19 14:00	10	65.4	62.6	62.6	65.4	-	-
14/10/19 15:00	8	66.1	63.8	62.7	66.1	-	-
14/10/19 16:00	10	70.2	69.4	62.5	70.2	-	-
14/10/19 17:00	11	68.9	68.2	61.0	68.9	-	-
14/10/19 18:00	11	69.3	68.2	63.4	69.3	-	-
14/10/19 19:00	11	71.6	70.0	66.9	-	71.6	-
14/10/19 20:00	6	70.0	68.2	65.3	-	70.0	-
14/10/19 21:00	7	71.7	70.9	64.6	-	71.7	-
14/10/19 22:00	3	72.7	72.1	64.1	-	72.7	-
14/10/19 23:00	1	72.8	71.6	66.5	-	-	72.8
15/10/19 0:00	-	64.1	-	65.0	-	-	64.1
15/10/19 1:00	-	62.4	-	62.9	-	-	62.4
15/10/19 2:00	-	62.4	-	62.8	-	-	62.4
15/10/19 3:00	-	65.0	-	65.3	-	-	65.0
15/10/19 4:00	-	66.9	-	67.6	-	-	66.9
15/10/19 5:00	-	70.8	-	72.4	-	-	70.8
15/10/19 6:00	12	75.0	73.4	76.4	-	-	75.0
	151	**69.1**	**67.1**	**67.1**	**67.1**	**71.6**	**69.8**

Location: NDB-Hamm NMT # 4

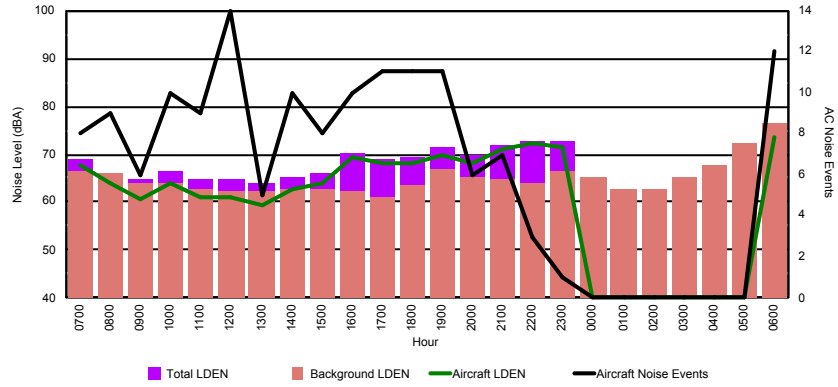

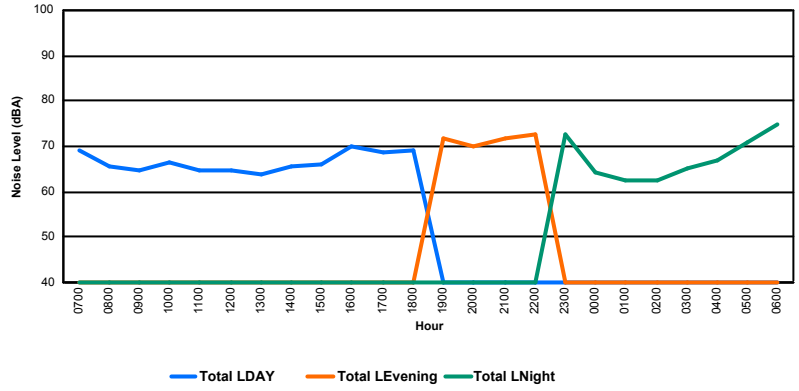

LE GOUVERNEMENT
DU GRAND-DUCHÉ DE LUXEMBOURG
Administration de la navigation aérienne

Luxembourg Airport

Noise Distribution by Hour

Between 15/10/2019 00:00:00 and 15/10/2019 23:59:59 (Local Time)

Day	Aircraft Events	Total LDEN dB (A)	Aircraft LDEN dB(A)	Background LDEN dB(A)	Total LDay dB(A)	Total LEvening dB(A)	Total LNight dB (A)
15/10/19 7:00	2	50.3	47.5	47.2	50.3	-	-
15/10/19 8:00	3	59.5	58.6	52.5	59.5	-	-
15/10/19 9:00	9	54.9	53.1	50.5	54.9	-	-
15/10/19 10:00	9	59.9	55.9	58.0	59.9	-	-
15/10/19 11:00	8	61.3	59.6	56.6	61.3	-	-
15/10/19 12:00	5	57.9	55.5	54.4	57.9	-	-
15/10/19 13:00	8	60.0	58.6	54.6	60.0	-	-
15/10/19 14:00	5	55.7	53.0	52.4	55.7	-	-
15/10/19 15:00	6	58.7	57.3	53.5	58.7	-	-
15/10/19 16:00	7	60.5	59.6	53.3	60.5	-	-
15/10/19 17:00	11	60.6	60.2	51.1	60.6	-	-
15/10/19 18:00	7	54.5	52.5	50.4	54.5	-	-
15/10/19 19:00	3	61.3	60.8	51.8	-	61.3	-
15/10/19 20:00	5	62.8	62.1	53.8	-	62.8	-
15/10/19 21:00	6	62.8	61.9	56.5	-	62.8	-
15/10/19 22:00	10	60.5	59.5	54.2	-	60.5	-
15/10/19 23:00	1	57.8	52.8	56.3	-	-	57.8
16/10/19 0:00	-	55.0	-	55.0	-	-	55.0
16/10/19 1:00	-	55.8	-	55.8	-	-	55.8
16/10/19 2:00	1	66.3	66.1	52.6	-	-	66.3
16/10/19 3:00	-	54.5	-	54.5	-	-	54.5
16/10/19 4:00	-	58.7	-	58.7	-	-	58.7
16/10/19 5:00	-	51.7	-	51.7	-	-	51.7
16/10/19 6:00	-	57.4	-	57.4	-	-	57.4
	106	**59.7**	**58.2**	**54.6**	**58.7**	**62.0**	**59.6**

Location: Roodt/Syr NMT # 1

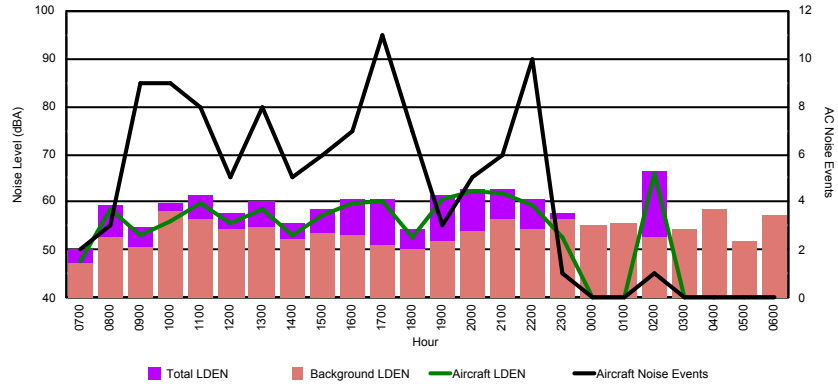

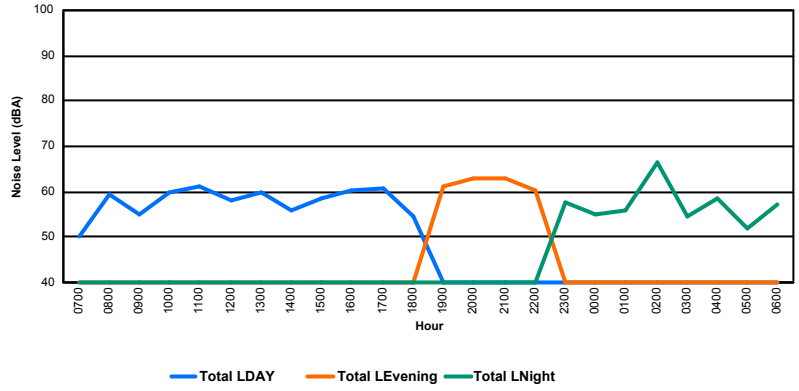

LE GOUVERNEMENT
DU GRAND-DUCHÉ DE LUXEMBOURG
Administration de la navigation aérienne

Luxembourg Airport

Noise Distribution by Hour

Between 15/10/2019 00:00:00 and 15/10/2019 23:59:59 (Local Time)

Day	Aircraft Events	Total LDEN dB (A)	Aircraft LDEN dB(A)	Background LDEN dB(A)	Total LDay dB(A)	Total LEvening dB(A)	Total LNight dB (A)
15/10/19 7:00	2	58.6	56.3	55.1	58.6	-	-
15/10/19 8:00	6	73.0	72.9	55.0	73.0	-	-
15/10/19 9:00	9	67.9	67.8	53.5	67.9	-	-
15/10/19 10:00	11	69.2	69.1	54.9	69.2	-	-
15/10/19 11:00	8	72.4	72.3	55.6	72.4	-	-
15/10/19 12:00	6	69.4	69.3	55.1	69.4	-	-
15/10/19 13:00	10	72.2	72.1	55.7	72.2	-	-
15/10/19 14:00	6	68.1	67.9	55.2	68.1	-	-
15/10/19 15:00	6	71.6	71.5	56.4	71.6	-	-
15/10/19 16:00	7	73.8	73.7	55.4	73.8	-	-
15/10/19 17:00	11	76.1	76.0	55.6	76.1	-	-
15/10/19 18:00	10	67.4	67.0	56.4	67.4	-	-
15/10/19 19:00	4	75.1	74.9	60.7	-	75.1	-
15/10/19 20:00	5	76.1	76.0	60.9	-	76.1	-
15/10/19 21:00	6	75.6	75.4	60.8	-	75.6	-
15/10/19 22:00	10	73.8	73.7	60.0	-	73.8	-
15/10/19 23:00	1	66.8	65.0	62.3	-	-	66.8
16/10/19 0:00	-	60.1	-	60.1	-	-	60.1
16/10/19 1:00	-	59.6	-	59.6	-	-	59.6
16/10/19 2:00	1	77.8	77.7	58.6	-	-	77.8
16/10/19 3:00	-	59.5	-	59.5	-	-	59.5
16/10/19 4:00	-	60.3	-	60.4	-	-	60.3
16/10/19 5:00	-	62.1	-	62.1	-	-	62.1
16/10/19 6:00	-	65.2	-	65.3	-	-	65.2
	119	**72.0**	**71.7**	**59.2**	**71.5**	**75.2**	**69.7**

Location: DVOR NMT # 2

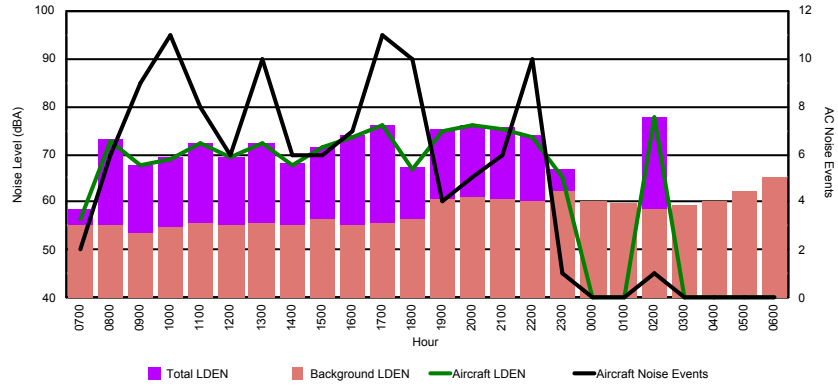

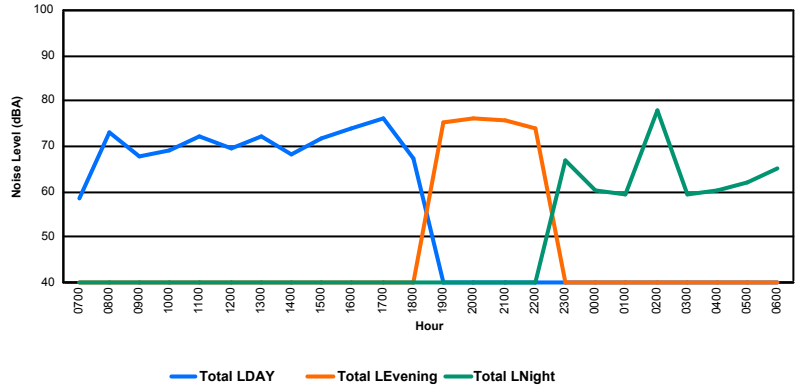

LE GOUVERNEMENT
DU GRAND-DUCHÉ DE LUXEMBOURG
Administration de la navigation aérienne

Luxembourg Airport

Noise Distribution by Hour

Between 15/10/2019 00:00:00 and 15/10/2019 23:59:59 (Local Time)

Day	Aircraft Events	Total LDEN dB (A)	Aircraft LDEN dB(A)	Background LDEN dB(A)	Total LDay dB(A)	Total LEvening dB(A)	Total LNight dB (A)
15/10/19 7:00	5	67.5	67.1	57.0	67.5	-	-
15/10/19 8:00	17	77.1	77.0	61.2	77.1	-	-
15/10/19 9:00	9	64.8	64.3	55.5	64.8	-	-
15/10/19 10:00	16	70.9	70.3	62.5	70.9	-	-
15/10/19 11:00	13	73.9	71.7	70.0	73.9	-	-
15/10/19 12:00	7	69.1	63.3	67.7	69.1	-	-
15/10/19 13:00	11	70.0	68.7	64.0	70.0	-	-
15/10/19 14:00	12	69.2	68.7	59.3	69.2	-	-
15/10/19 15:00	11	71.7	69.6	67.6	71.7	-	-
15/10/19 16:00	8	73.3	72.2	66.7	73.3	-	-
15/10/19 17:00	18	70.2	68.9	64.3	70.2	-	-
15/10/19 18:00	19	71.1	70.6	61.7	71.1	-	-
15/10/19 19:00	11	76.3	75.5	68.6	-	76.3	-
15/10/19 20:00	5	75.4	74.6	68.0	-	75.4	-
15/10/19 21:00	5	77.4	75.5	73.0	-	77.4	-
15/10/19 22:00	3	76.0	75.3	67.8	-	76.0	-
15/10/19 23:00	4	79.9	79.7	64.7	-	-	79.9
16/10/19 0:00	-	58.0	-	58.1	-	-	58.0
16/10/19 1:00	1	68.9	68.6	56.9	-	-	68.9
16/10/19 2:00	-	74.8	-	74.8	-	-	74.8
16/10/19 3:00	-	57.1	-	57.2	-	-	57.1
16/10/19 4:00	-	60.1	-	60.2	-	-	60.1
16/10/19 5:00	1	73.9	73.7	59.3	-	-	73.9
16/10/19 6:00	4	70.5	69.8	62.0	-	-	70.5
	180	**73.4**	**72.4**	**66.8**	**71.8**	**76.3**	**73.4**

Location: Mid Runway NMT # 3

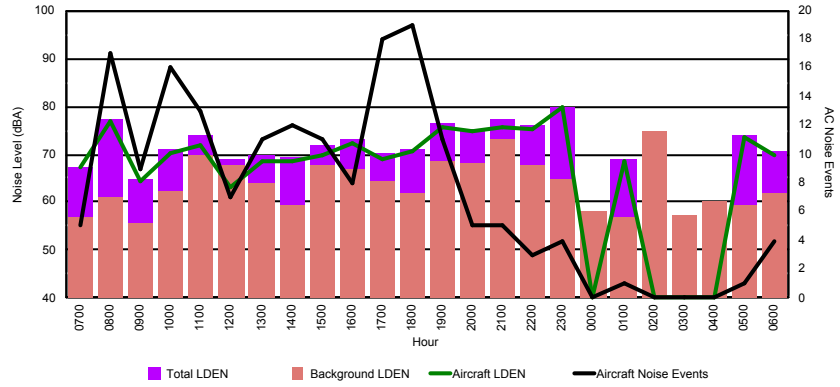

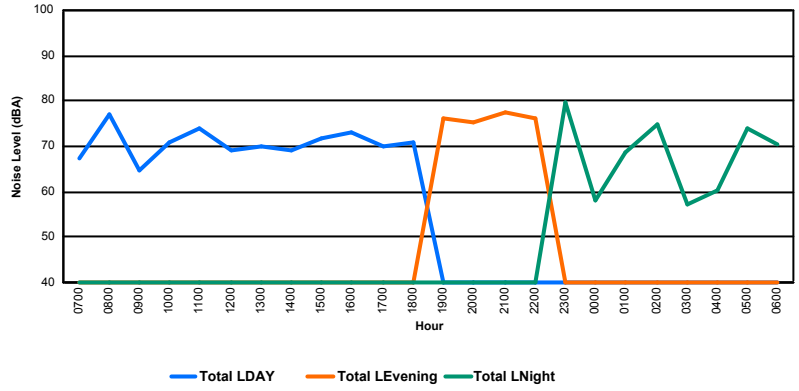

LE GOUVERNEMENT
DU GRAND-DUCHÉ DE LUXEMBOURG
Administration de la navigation aérienne

Luxembourg Airport

Noise Distribution by Hour

Between 15/10/2019 00:00:00 and 15/10/2019 23:59:59 (Local Time)

Day	Aircraft Events	Total LDEN dB (A)	Aircraft LDEN dB(A)	Background LDEN dB(A)	Total LDay dB(A)	Total LEvening dB(A)	Total LNight dB (A)
15/10/19 7:00	5	67.4	66.1	65.4	67.4	-	-
15/10/19 8:00	12	67.0	66.0	64.2	67.0	-	-
15/10/19 9:00	-	61.8	-	61.9	61.8	-	-
15/10/19 10:00	9	67.0	65.4	62.4	67.0	-	-
15/10/19 11:00	10	66.9	65.2	62.5	66.9	-	-
15/10/19 12:00	5	64.9	61.5	62.4	64.9	-	-
15/10/19 13:00	10	64.7	60.7	63.0	64.7	-	-
15/10/19 14:00	9	65.9	63.6	62.6	65.9	-	-
15/10/19 15:00	9	67.7	66.5	62.0	67.7	-	-
15/10/19 16:00	5	68.4	67.2	62.4	68.4	-	-
15/10/19 17:00	7	64.3	61.2	61.6	64.3	-	-
15/10/19 18:00	13	66.8	65.4	61.5	66.8	-	-
15/10/19 19:00	8	72.9	72.1	65.6	-	72.9	-
15/10/19 20:00	4	68.5	66.9	63.5	-	68.5	-
15/10/19 21:00	4	73.7	73.4	62.9	-	73.7	-
15/10/19 22:00	3	73.9	73.6	62.9	-	73.9	-
15/10/19 23:00	4	80.0	79.8	65.6	-	-	80.0
16/10/19 0:00	-	63.9	-	64.9	-	-	63.9
16/10/19 1:00	1	63.6	57.2	63.0	-	-	63.6
16/10/19 2:00	-	62.5	-	62.9	-	-	62.5
16/10/19 3:00	-	62.6	-	62.6	-	-	62.6
16/10/19 4:00	-	65.2	-	65.4	-	-	65.2
16/10/19 5:00	-	68.6	-	69.9	-	-	68.6
16/10/19 6:00	4	76.4	74.8	73.9	-	-	76.4
	122	**70.8**	**69.7**	**65.4**	**66.4**	**72.7**	**73.1**

Location: NDB-Hamm NMT # 4

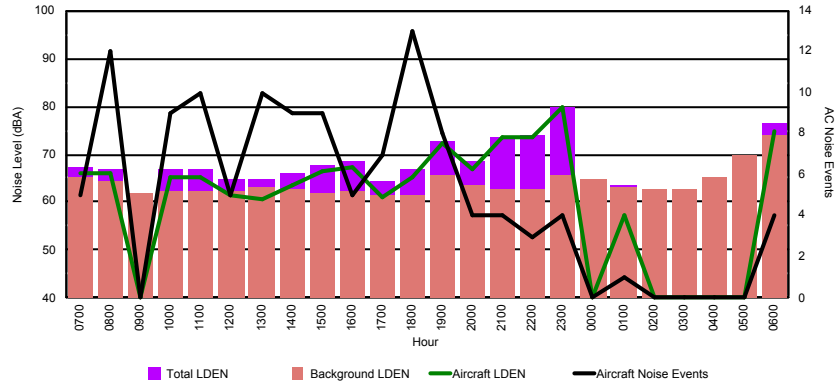

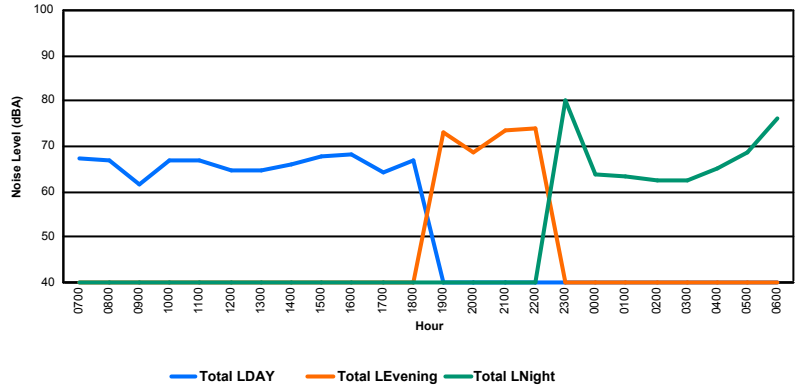

LE GOUVERNEMENT
DU GRAND-DUCHÉ DE LUXEMBOURG
Administration de la navigation aérienne

Luxembourg Airport

Noise Distribution by Hour

Between 11/10/2019 00:00:00 and 11/10/2019 23:59:59 (Local Time)

Day	Aircraft Events	Total LDEN dB (A)	Aircraft LDEN dB(A)	Background LDEN dB(A)	Total LDay dB(A)	Total LEvening dB(A)	Total LNight dB (A)
11/10/19 7:00	2	53.3	51.6	48.5	53.3	-	-
11/10/19 8:00	4	57.1	56.3	49.6	57.1	-	-
11/10/19 9:00	7	63.0	62.6	52.7	63.0	-	-
11/10/19 11:19	6	58.5	56.8	53.6	58.5	-	-
11/10/19 12:16	3	57.7	53.5	55.6	57.7	-	-
11/10/19 13:00	3	58.1	47.7	57.8	58.1	-	-
11/10/19 14:00	4	54.5	51.1	51.9	54.5	-	-
11/10/19 15:00	9	58.2	56.5	53.6	58.2	-	-
11/10/19 16:00	9	59.6	58.4	53.9	59.6	-	-
11/10/19 17:00	13	61.0	60.1	53.8	61.0	-	-
11/10/19 18:00	5	54.6	51.7	51.7	54.6	-	-
11/10/19 19:00	3	61.8	61.4	51.6	-	61.8	-
11/10/19 20:00	12	65.6	65.2	55.5	-	65.6	-
11/10/19 21:00	5	61.7	60.6	55.6	-	61.7	-
11/10/19 22:00	13	62.6	61.9	54.7	-	62.6	-
11/10/19 23:00	1	57.9	52.1	56.6	-	-	57.9
12/10/19 0:00	-	51.6	-	51.6	-	-	51.6
12/10/19 1:00	-	51.2	-	51.2	-	-	51.2
12/10/19 2:00	1	70.2	70.1	52.3	-	-	70.2
12/10/19 3:00	-	52.6	-	52.6	-	-	52.6
12/10/19 4:00	-	56.8	-	56.8	-	-	56.8
12/10/19 5:00	-	53.7	-	53.7	-	-	53.7
12/10/19 6:00	-	57.6	-	57.6	-	-	57.6
	100	**61.1**	**60.1**	**54.2**	**58.7**	**63.2**	**62.1**

Location: Roodt/Syr NMT # 1

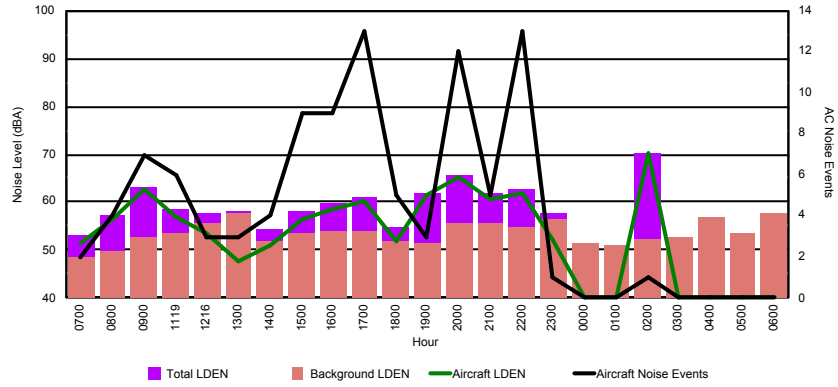

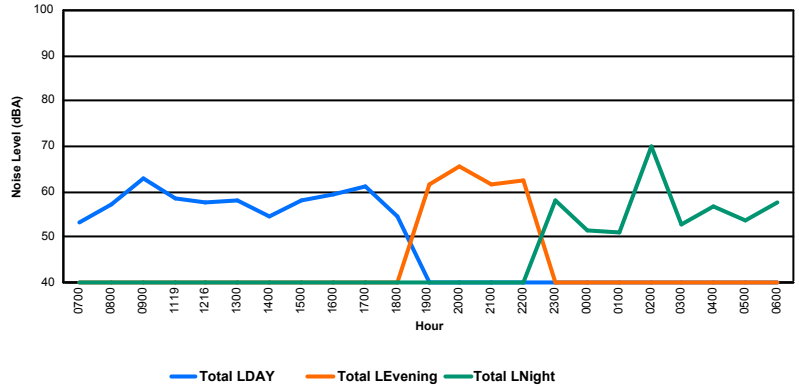

LE GOUVERNEMENT
DU GRAND-DUCHÉ DE LUXEMBOURG
Administration de la navigation aérienne

Luxembourg Airport

Noise Distribution by Hour

Between 11/10/2019 00:00:00 and 11/10/2019 23:59:59 (Local Time)

Day	Aircraft Events	Total LDEN dB (A)	Aircraft LDEN dB(A)	Background LDEN dB(A)	Total LDay dB(A)	Total LEvening dB(A)	Total LNight dB (A)
11/10/19 7:00	4	59.7	57.6	56.0	59.7	-	-
11/10/19 8:00	6	74.3	74.2	57.0	74.3	-	-
11/10/19 9:00	12	78.3	78.2	58.0	78.3	-	-
11/10/19 10:00	14	73.5	73.7	56.9	73.5	-	-
11/10/19 11:00	7	69.1	68.8	57.9	69.1	-	-
11/10/19 12:00	4	67.8	67.4	57.1	67.8	-	-
11/10/19 13:00	3	62.3	61.2	56.0	62.3	-	-
11/10/19 14:00	3	64.9	64.2	56.3	64.9	-	-
11/10/19 15:00	10	70.6	70.4	57.6	70.6	-	-
11/10/19 16:00	9	73.6	73.5	57.8	73.6	-	-
11/10/19 17:00	13	74.8	74.7	58.1	74.8	-	-
11/10/19 18:00	10	66.6	66.1	57.4	66.6	-	-
11/10/19 19:00	4	74.6	74.4	60.0	-	74.6	-
11/10/19 20:00	12	78.7	78.7	60.3	-	78.7	-
11/10/19 21:00	6	74.0	73.5	64.1	-	74.0	-
11/10/19 22:00	20	76.5	76.4	63.6	-	76.5	-
11/10/19 23:00	4	68.6	65.6	65.7	-	-	68.6
12/10/19 0:00	1	60.9	39.6	61.0	-	-	60.9
12/10/19 1:00	-	59.2	-	59.2	-	-	59.2
12/10/19 2:00	1	85.4	85.3	62.1	-	-	85.4
12/10/19 3:00	-	61.1	-	61.1	-	-	61.1
12/10/19 4:00	-	61.1	-	61.1	-	-	61.1
12/10/19 5:00	-	60.6	-	60.6	-	-	60.6
12/10/19 6:00	5	65.7	57.8	65.5	-	-	65.7
	148	**74.9**	**74.7**	**60.7**	**72.3**	**76.4**	**76.6**

Location: DVOR NMT # 2

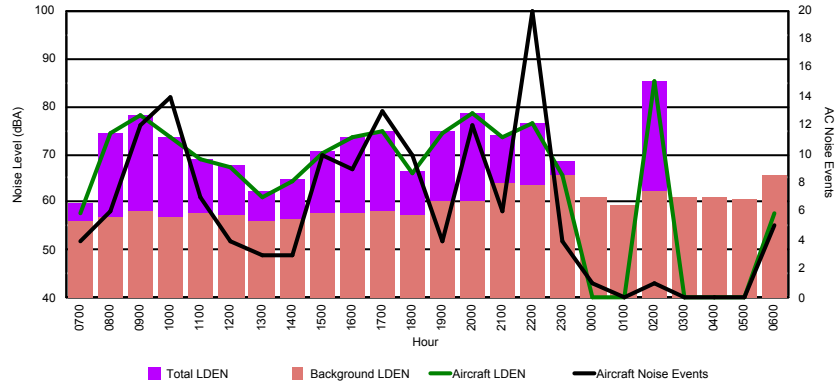

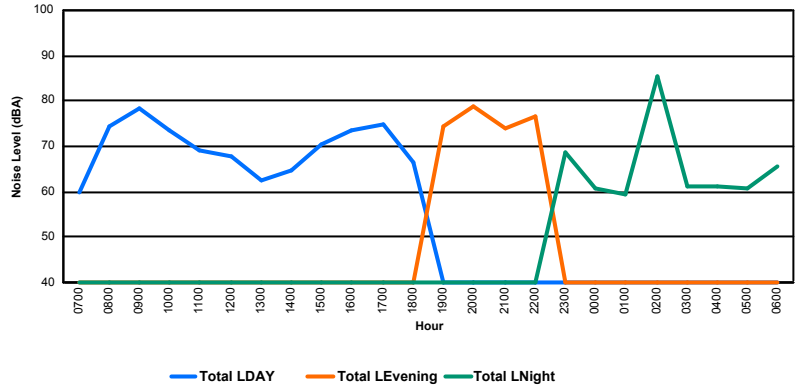

LE GOUVERNEMENT
DU GRAND-DUCHÉ DE LUXEMBOURG
Administration de la navigation aérienne

Luxembourg Airport

Noise Distribution by Hour

Between 11/10/2019 00:00:00 and 11/10/2019 23:59:59 (Local Time)

Day	Aircraft Events	Total LDEN dB (A)	Aircraft LDEN dB(A)	Background LDEN dB(A)	Total LDay dB(A)	Total LEvening dB(A)	Total LNight dB (A)
11/10/19 7:00	10	66.9	66.6	55.5	66.9	-	-
11/10/19 8:00	3	75.8	62.9	75.6	75.8	-	-
11/10/19 9:00	7	77.9	77.7	63.8	77.9	-	-
11/10/19 10:00	10	68.4	66.2	64.6	68.4	-	-
11/10/19 11:00	15	71.0	70.7	59.6	71.0	-	-
11/10/19 12:00	11	71.3	71.1	58.7	71.3	-	-
11/10/19 13:00	3	65.7	58.5	64.8	65.7	-	-
11/10/19 14:00	10	70.0	69.7	57.9	70.0	-	-
11/10/19 15:00	12	67.2	65.5	62.6	67.2	-	-
11/10/19 16:00	9	72.2	71.4	64.3	72.2	-	-
11/10/19 17:00	8	70.9	70.1	63.2	70.9	-	-
11/10/19 18:00	11	68.8	67.4	63.5	68.8	-	-
11/10/19 19:00	8	72.0	70.3	67.1	-	72.0	-
11/10/19 20:00	3	71.4	63.3	70.7	-	71.4	-
11/10/19 21:00	7	77.4	76.7	69.4	-	77.4	-
11/10/19 22:00	8	74.8	72.7	70.9	-	74.8	-
11/10/19 23:00	5	79.9	79.7	66.2	-	-	79.9
12/10/19 0:00	-	60.4	-	60.5	-	-	60.4
12/10/19 1:00	-	60.6	-	60.7	-	-	60.6
12/10/19 2:00	-	77.3	-	77.3	-	-	77.3
12/10/19 3:00	-	58.1	-	58.1	-	-	58.1
12/10/19 4:00	-	59.0	-	59.0	-	-	59.0
12/10/19 5:00	-	63.0	-	63.1	-	-	63.0
12/10/19 6:00	10	78.9	78.8	64.5	-	-	78.9
	150	**73.5**	**72.0**	**68.3**	**72.1**	**74.6**	**74.7**

Location: Mid Runway NMT # 3

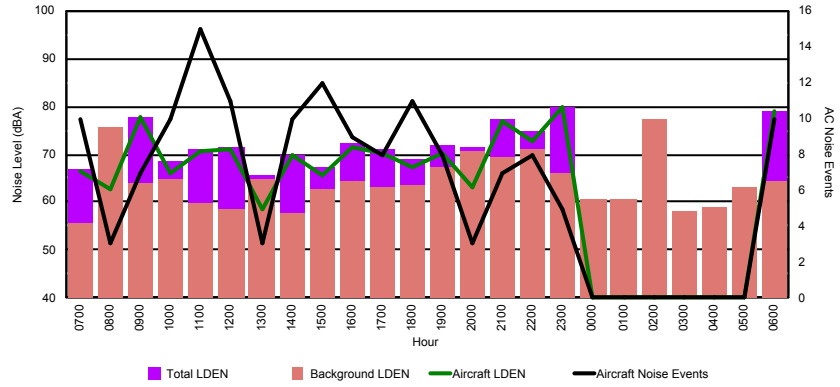

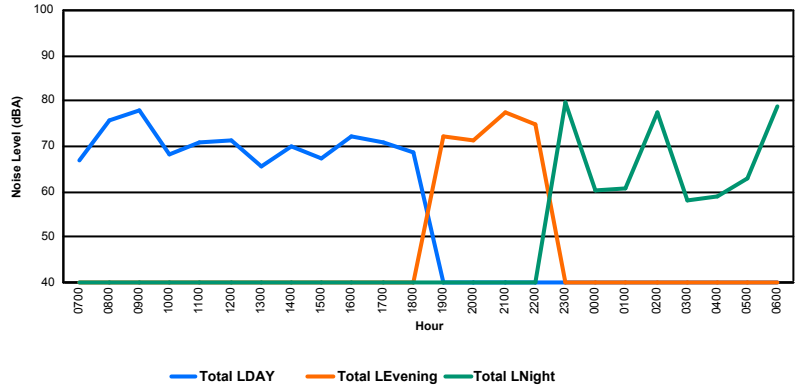

LE GOUVERNEMENT
DU GRAND-DUCHÉ DE LUXEMBOURG
Administration de la navigation aérienne

Luxembourg Airport

Noise Distribution by Hour

Between 11/10/2019 00:00:00 and 11/10/2019 23:59:59 (Local Time)

Day	Aircraft Events	Total LDEN dB (A)	Aircraft LDEN dB(A)	Background LDEN dB(A)	Total LDay dB(A)	Total LEvening dB(A)	Total LNight dB (A)
11/10/19 7:00	7	65.9	63.9	65.4	65.9	-	-
11/10/19 8:00	4	64.1	57.3	66.9	64.1	-	-
11/10/19 9:00	5	63.8	58.0	63.2	63.8	-	-
11/10/19 10:00	7	63.9	59.6	62.2	63.9	-	-
11/10/19 11:00	13	68.5	67.5	62.4	68.5	-	-
11/10/19 12:00	10	67.2	65.9	61.8	67.2	-	-
11/10/19 13:00	3	64.5	60.2	62.6	64.5	-	-
11/10/19 14:00	10	70.5	69.8	62.3	70.5	-	-
11/10/19 15:00	9	64.9	62.3	61.9	64.9	-	-
11/10/19 16:00	10	70.0	69.2	62.7	70.0	-	-
11/10/19 17:00	8	65.8	64.3	60.6	65.8	-	-
11/10/19 18:00	12	64.5	62.3	61.0	64.5	-	-
11/10/19 19:00	9	68.6	65.0	66.5	-	68.6	-
11/10/19 20:00	3	68.3	64.9	65.7	-	68.3	-
11/10/19 21:00	5	75.3	74.9	65.4	-	75.3	-
11/10/19 22:00	2	69.5	67.7	64.8	-	69.5	-
11/10/19 23:00	4	80.7	80.4	69.2	-	-	80.7
12/10/19 0:00	-	67.7	-	69.3	-	-	67.7
12/10/19 1:00	-	66.5	-	67.7	-	-	66.5
12/10/19 2:00	-	65.1	-	66.3	-	-	65.1
12/10/19 3:00	-	65.6	-	65.9	-	-	65.6
12/10/19 4:00	-	66.9	-	67.5	-	-	66.9
12/10/19 5:00	-	68.8	-	70.3	-	-	68.8
12/10/19 6:00	12	75.2	74.2	71.1	-	-	75.2
	133	**70.9**	**69.6**	**66.2**	**66.8**	**71.5**	**73.5**

Location: NDB-Hamm NMT # 4

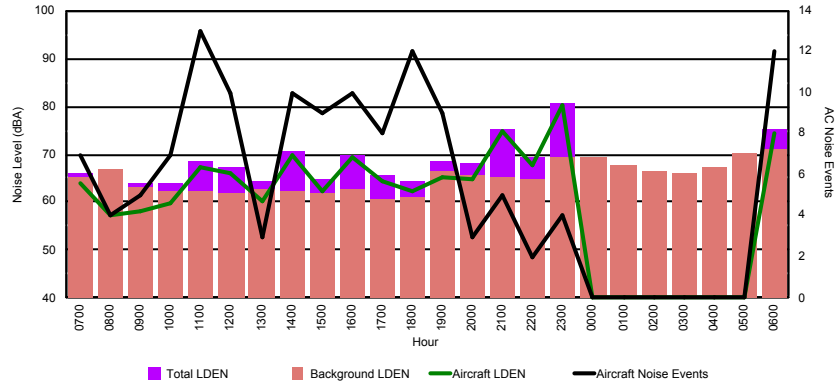

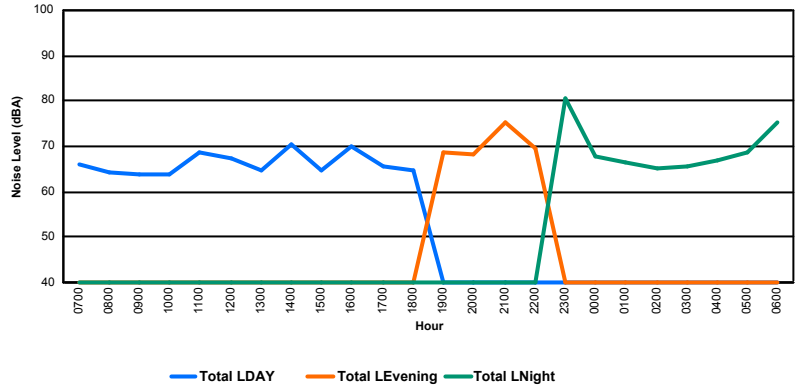

LE GOUVERNEMENT
DU GRAND-DUCHÉ DE LUXEMBOURG
Administration de la navigation aérienne

Luxembourg Airport

Noise Distribution by Hour

Between 12/10/2019 00:00:00 and 12/10/2019 23:59:59 (Local Time)

Day	Aircraft Events	Total LDEN dB (A)	Aircraft LDEN dB(A)	Background LDEN dB(A)	Total LDay dB(A)	Total LEvening dB(A)	Total LNight dB (A)
12/10/19 7:00	2	55.6	55.1	46.2	55.6	-	-
12/10/19 8:00	3	59.5	59.1	48.8	59.5	-	-
12/10/19 9:00	5	54.7	52.9	50.2	54.7	-	-
12/10/19 10:00	7	58.6	56.7	54.4	58.6	-	-
12/10/19 11:00	7	63.6	63.1	54.6	63.6	-	-
12/10/19 12:00	5	57.4	54.9	54.1	57.4	-	-
12/10/19 13:00	4	57.9	57.0	50.9	57.9	-	-
12/10/19 14:00	4	58.1	56.8	52.4	58.1	-	-
12/10/19 15:00	8	58.9	58.3	50.5	58.9	-	-
12/10/19 16:00	4	57.5	56.7	50.2	57.5	-	-
12/10/19 17:00	5	61.8	61.5	50.3	61.8	-	-
12/10/19 18:00	4	53.0	50.5	49.6	53.0	-	-
12/10/19 19:00	4	61.5	60.7	54.1	-	61.5	-
12/10/19 20:00	9	65.9	65.5	55.2	-	65.9	-
12/10/19 21:00	2	56.8	55.5	51.0	-	56.8	-
12/10/19 22:00	8	62.1	61.5	52.9	-	62.1	-
12/10/19 23:00	3	69.0	68.9	54.9	-	-	69.0
13/10/19 0:00	-	50.5	-	50.5	-	-	50.5
13/10/19 1:00	-	50.3	-	50.3	-	-	50.3
13/10/19 2:00	-	50.3	-	50.3	-	-	50.3
13/10/19 3:00	-	48.9	-	48.9	-	-	48.9
13/10/19 4:00	-	49.1	-	49.1	-	-	49.1
13/10/19 5:00	-	49.6	-	49.6	-	-	49.6
13/10/19 6:00	1	65.5	65.3	52.6	-	-	65.5
	85	**60.8**	**60.3**	**51.9**	**59.0**	**62.7**	**61.8**

Location: Roodt/Syr NMT # 1

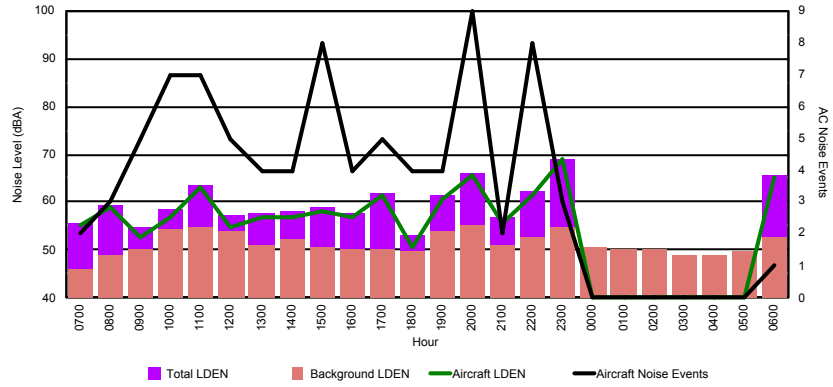

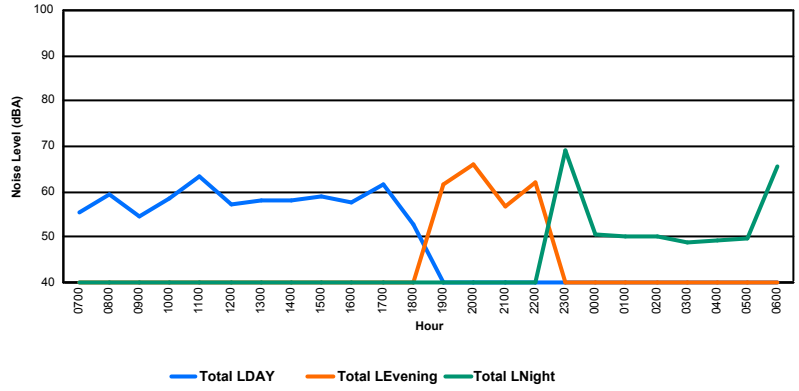

LE GOUVERNEMENT
DU GRAND-DUCHÉ DE LUXEMBOURG
Administration de la navigation aérienne

Luxembourg Airport

Noise Distribution by Hour

Between 12/10/2019 00:00:00 and 12/10/2019 23:59:59 (Local Time)

Day	Aircraft Events	Total LDEN dB (A)	Aircraft LDEN dB(A)	Background LDEN dB(A)	Total LDay dB(A)	Total LEvening dB(A)	Total LNight dB (A)
12/10/19 7:00	3	67.5	67.2	57.4	67.5	-	-
12/10/19 8:00	7	73.6	73.6	54.9	73.6	-	-
12/10/19 9:00	7	66.8	66.4	55.7	66.8	-	-
12/10/19 10:00	8	70.3	70.1	56.0	70.3	-	-
12/10/19 11:00	7	74.5	74.5	55.7	74.5	-	-
12/10/19 12:00	6	69.4	69.2	55.7	69.4	-	-
12/10/19 13:00	5	70.9	70.8	56.7	70.9	-	-
12/10/19 14:00	7	71.1	70.9	56.5	71.1	-	-
12/10/19 15:00	10	72.3	72.2	56.3	72.3	-	-
12/10/19 16:00	4	69.9	69.7	55.8	69.9	-	-
12/10/19 17:00	7	74.8	74.7	55.2	74.8	-	-
12/10/19 18:00	4	63.4	62.5	56.2	63.4	-	-
12/10/19 19:00	4	73.9	73.7	59.9	-	73.9	-
12/10/19 20:00	11	78.7	78.6	60.6	-	78.7	-
12/10/19 21:00	2	69.0	68.3	60.9	-	69.0	-
12/10/19 22:00	8	73.6	73.5	58.2	-	73.6	-
12/10/19 23:00	5	81.9	81.9	63.0	-	-	81.9
13/10/19 0:00	1	62.8	50.8	63.0	-	-	62.8
13/10/19 1:00	-	60.4	-	60.5	-	-	60.4
13/10/19 2:00	-	60.8	-	61.0	-	-	60.8
13/10/19 3:00	-	56.6	-	56.6	-	-	56.6
13/10/19 4:00	-	57.4	-	57.4	-	-	57.4
13/10/19 5:00	-	59.0	-	59.0	-	-	59.0
13/10/19 6:00	2	76.5	76.3	62.5	-	-	76.5
	108	**73.2**	**73.0**	**58.9**	**71.4**	**75.1**	**74.1**

Location: DVOR NMT # 2

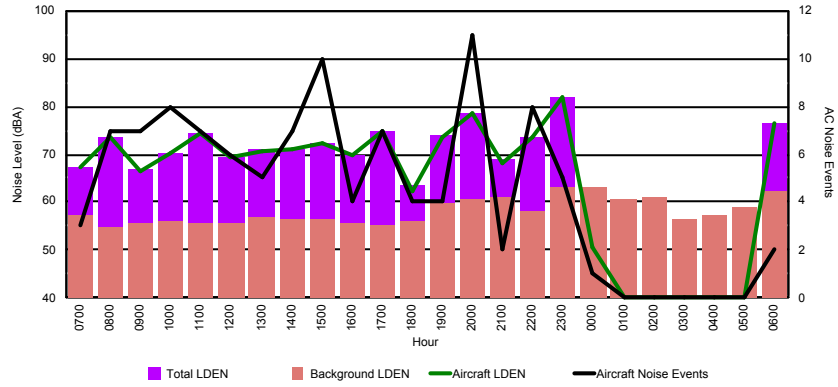

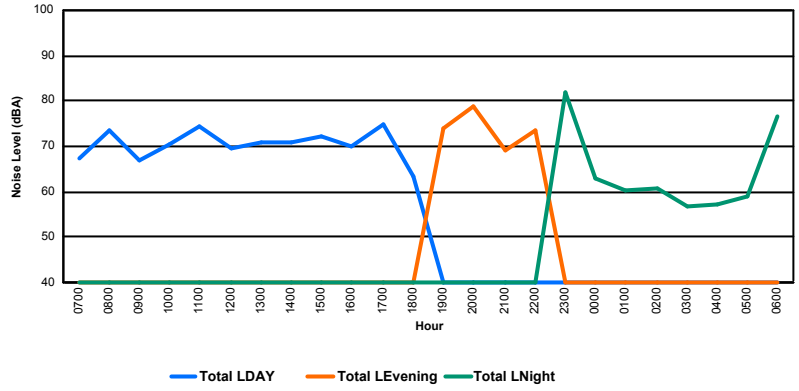

LE GOUVERNEMENT
DU GRAND-DUCHÉ DE LUXEMBOURG
Administration de la navigation aérienne

Luxembourg Airport

Noise Distribution by Hour

Between 12/10/2019 00:00:00 and 12/10/2019 23:59:59 (Local Time)

Day	Aircraft Events	Total LDEN dB (A)	Aircraft LDEN dB(A)	Background LDEN dB(A)	Total LDay dB(A)	Total LEvening dB(A)	Total LNight dB (A)
12/10/19 7:00	5	73.6	66.9	72.6	73.6	-	-
12/10/19 8:00	5	78.3	75.1	75.5	78.3	-	-
12/10/19 9:00	3	63.6	62.8	56.3	63.6	-	-
12/10/19 10:00	7	68.9	66.2	65.5	68.9	-	-
12/10/19 11:00	14	68.2	67.8	58.1	68.2	-	-
12/10/19 12:00	13	67.0	66.7	56.1	67.0	-	-
12/10/19 13:00	9	69.6	69.3	58.3	69.6	-	-
12/10/19 14:00	2	67.0	59.3	66.2	67.0	-	-
12/10/19 15:00	11	74.3	74.1	59.3	74.3	-	-
12/10/19 16:00	13	69.2	69.0	56.9	69.2	-	-
12/10/19 17:00	4	64.8	63.3	59.6	64.8	-	-
12/10/19 18:00	7	69.3	69.0	57.9	69.3	-	-
12/10/19 19:00	3	69.2	66.6	65.9	-	69.2	-
12/10/19 20:00	8	81.4	81.3	64.1	-	81.4	-
12/10/19 21:00	7	77.9	77.8	60.9	-	77.9	-
12/10/19 22:00	2	70.9	70.2	63.1	-	70.9	-
12/10/19 23:00	2	78.6	75.5	75.7	-	-	78.6
13/10/19 0:00	1	78.8	78.7	58.3	-	-	78.8
13/10/19 1:00	-	56.9	-	56.9	-	-	56.9
13/10/19 2:00	-	57.1	-	57.1	-	-	57.1
13/10/19 3:00	-	57.4	-	57.4	-	-	57.4
13/10/19 4:00	-	59.0	-	59.0	-	-	59.0
13/10/19 5:00	-	58.6	-	58.6	-	-	58.6
13/10/19 6:00	10	80.3	78.6	75.3	-	-	80.3
	126	**74.3**	**73.2**	**68.0**	**71.6**	**77.4**	**75.1**

Location: Mid Runway NMT # 3

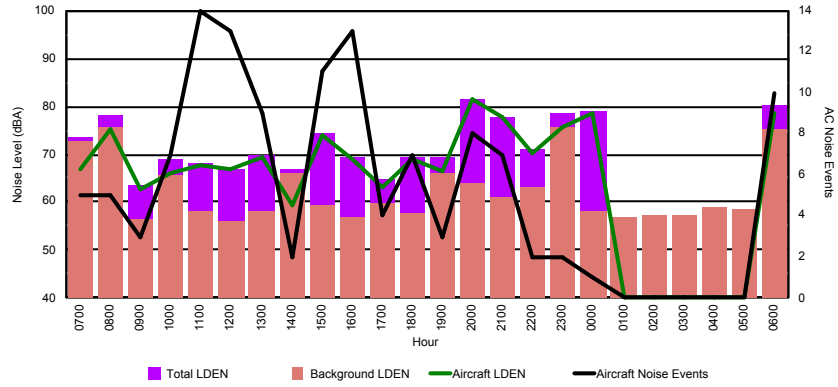

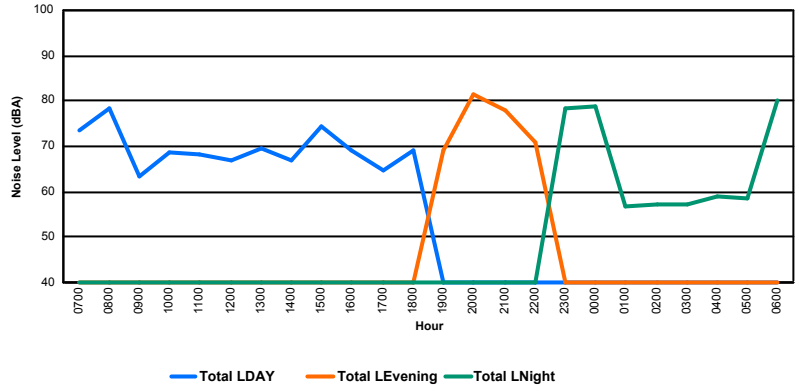

LE GOUVERNEMENT
DU GRAND-DUCHÉ DE LUXEMBOURG
Administration de la navigation aérienne

Luxembourg Airport

Noise Distribution by Hour

Between 12/10/2019 00:00:00 and 12/10/2019 23:59:59 (Local Time)

Day	Aircraft Events	Total LDEN dB (A)	Aircraft LDEN dB(A)	Background LDEN dB(A)	Total LDay dB(A)	Total LEvening dB(A)	Total LNight dB (A)
12/10/19 7:00	9	67.8	67.2	63.8	67.8	-	-
12/10/19 8:00	12	62.5	59.0	63.6	62.5	-	-
12/10/19 9:00	1	62.4	53.1	61.9	62.4	-	-
12/10/19 10:00	7	65.2	63.4	60.6	65.2	-	-
12/10/19 11:00	7	66.7	65.7	60.1	66.7	-	-
12/10/19 12:00	9	66.2	64.9	60.5	66.2	-	-
12/10/19 13:00	8	68.7	68.0	60.7	68.7	-	-
12/10/19 14:00	2	63.4	56.7	61.9	63.4	-	-
12/10/19 15:00	7	67.7	65.4	64.9	67.7	-	-
12/10/19 16:00	8	66.8	65.5	61.4	66.8	-	-
12/10/19 17:00	2	62.8	57.7	61.3	62.8	-	-
12/10/19 18:00	4	71.4	70.9	61.7	71.4	-	-
12/10/19 19:00	3	68.1	64.2	65.9	-	68.1	-
12/10/19 20:00	3	74.3	73.8	64.0	-	74.3	-
12/10/19 21:00	5	75.2	74.9	63.6	-	75.2	-
12/10/19 22:00	1	67.8	65.6	63.8	-	67.8	-
12/10/19 23:00	2	75.2	74.4	68.0	-	-	75.2
13/10/19 0:00	1	77.2	76.7	68.9	-	-	77.2
13/10/19 1:00	-	65.5	-	66.8	-	-	65.5
13/10/19 2:00	-	63.6	-	64.4	-	-	63.6
13/10/19 3:00	-	62.7	-	62.7	-	-	62.7
13/10/19 4:00	-	63.7	-	63.8	-	-	63.7
13/10/19 5:00	-	65.1	-	65.2	-	-	65.1
13/10/19 6:00	9	76.9	76.6	66.7	-	-	76.9
	100	**70.6**	**69.7**	**64.3**	**66.8**	**72.6**	**72.7**

Location: NDB-Hamm NMT # 4

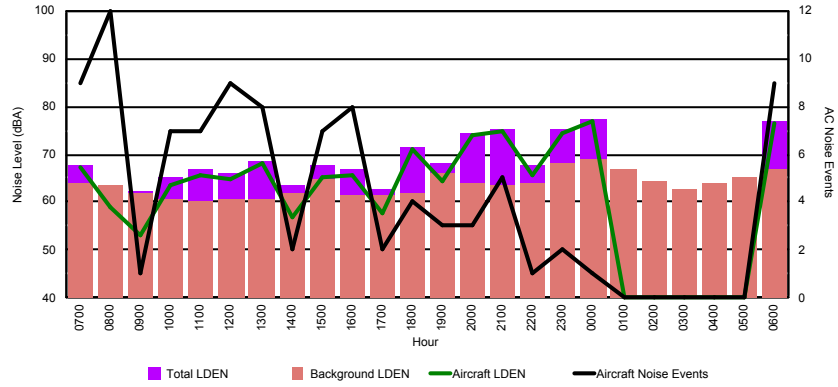

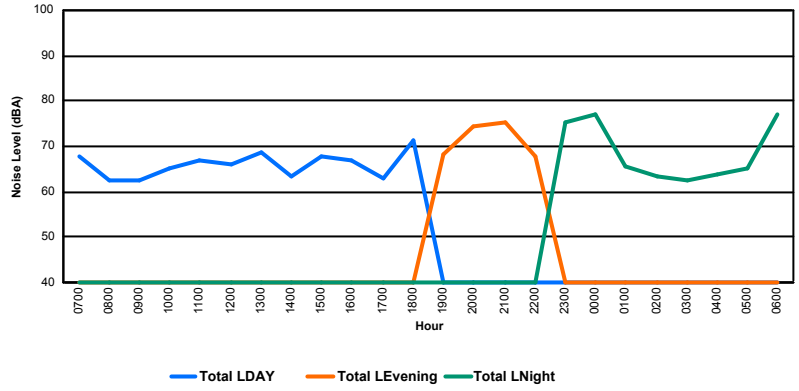

LE GOUVERNEMENT
DU GRAND-DUCHÉ DE LUXEMBOURG
Administration de la navigation aérienne

Luxembourg Airport

Noise Distribution by Hour

Between 13/10/2019 00:00:00 and 13/10/2019 23:59:59 (Local Time)

Day	Aircraft Events	Total LDEN dB (A)	Aircraft LDEN dB(A)	Background LDEN dB(A)	Total LDay dB(A)	Total LEvening dB(A)	Total LNight dB (A)
13/10/19 7:00	1	47.7	44.5	44.9	47.7	-	-
13/10/19 8:00	2	55.1	54.5	46.0	55.1	-	-
13/10/19 9:00	7	63.5	61.2	59.8	63.5	-	-
13/10/19 10:00	4	54.1	52.1	50.1	54.1	-	-
13/10/19 11:00	6	55.5	54.3	49.6	55.5	-	-
13/10/19 12:00	3	61.2	60.8	51.0	61.2	-	-
13/10/19 13:00	9	62.7	62.3	52.6	62.7	-	-
13/10/19 14:00	2	54.4	51.3	51.6	54.4	-	-
13/10/19 15:00	7	60.4	59.8	51.7	60.4	-	-
13/10/19 16:00	7	59.4	58.8	50.6	59.4	-	-
13/10/19 17:00	10	55.7	54.2	50.6	55.7	-	-
13/10/19 18:00	13	60.2	59.6	52.0	60.2	-	-
13/10/19 19:00	3	63.1	62.6	54.2	-	63.1	-
13/10/19 20:00	8	66.1	65.8	55.1	-	66.1	-
13/10/19 21:00	6	65.6	65.4	52.6	-	65.6	-
13/10/19 22:00	16	63.6	63.0	55.4	-	63.6	-
13/10/19 23:00	3	63.2	62.5	54.5	-	-	63.2
14/10/19 0:00	-	47.9	-	47.9	-	-	47.9
14/10/19 1:00	-	44.9	-	44.9	-	-	44.9
14/10/19 2:00	-	45.6	-	45.6	-	-	45.6
14/10/19 3:00	-	47.9	-	47.9	-	-	47.9
14/10/19 4:00	-	49.0	-	49.0	-	-	49.0
14/10/19 5:00	-	56.1	-	56.2	-	-	56.1
14/10/19 6:00	1	63.8	63.0	56.3	-	-	63.8
	108	**60.6**	**59.8**	**52.9**	**59.2**	**64.8**	**58.1**

Location: Roodt/Syr NMT # 1

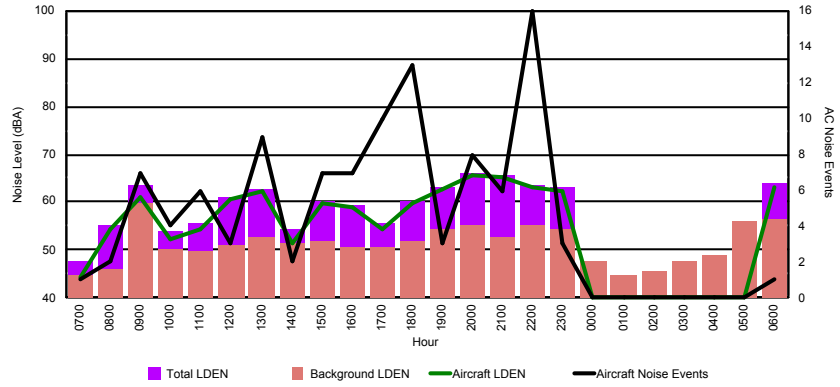

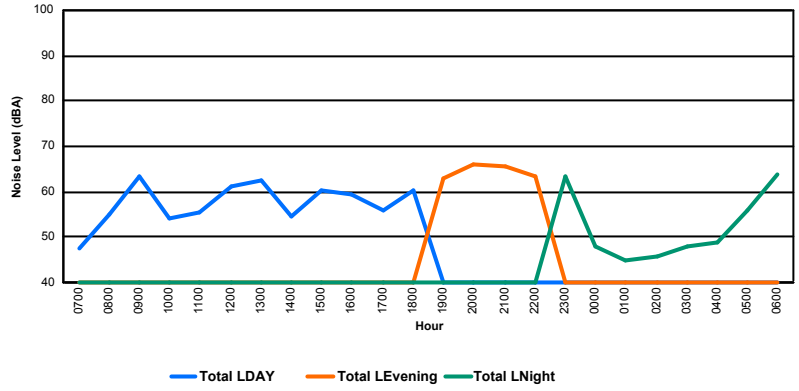

LE GOUVERNEMENT
DU GRAND-DUCHÉ DE LUXEMBOURG
Administration de la navigation aérienne

Luxembourg Airport

Noise Distribution by Hour

Between 13/10/2019 00:00:00 and 13/10/2019 23:59:59 (Local Time)

Day	Aircraft Events	Total LDEN dB (A)	Aircraft LDEN dB(A)	Background LDEN dB(A)	Total LDay dB(A)	Total LEvening dB(A)	Total LNight dB (A)
13/10/19 7:00	2	58.3	56.8	53.3	58.3	-	-
13/10/19 8:00	2	67.5	67.4	51.5	67.5	-	-
13/10/19 9:00	7	75.4	75.4	54.5	75.4	-	-
13/10/19 10:00	5	65.4	65.1	53.1	65.4	-	-
13/10/19 11:00	7	67.7	67.4	54.3	67.7	-	-
13/10/19 12:00	3	72.6	72.5	56.2	72.6	-	-
13/10/19 13:00	10	76.3	76.2	56.7	76.3	-	-
13/10/19 14:00	4	65.9	65.3	56.6	65.9	-	-
13/10/19 15:00	7	72.6	72.5	55.2	72.6	-	-
13/10/19 16:00	8	71.5	71.4	55.9	71.5	-	-
13/10/19 17:00	11	68.7	68.4	57.7	68.7	-	-
13/10/19 18:00	19	73.5	73.3	59.0	73.5	-	-
13/10/19 19:00	6	80.5	80.4	61.6	-	80.5	-
13/10/19 20:00	11	79.4	79.3	61.1	-	79.4	-
13/10/19 21:00	5	79.5	79.4	63.1	-	79.5	-
13/10/19 22:00	20	76.5	76.4	62.4	-	76.5	-
13/10/19 23:00	4	75.2	74.7	65.8	-	-	75.2
14/10/19 0:00	-	57.9	-	57.9	-	-	57.9
14/10/19 1:00	-	56.9	-	56.9	-	-	56.9
14/10/19 2:00	-	55.7	-	55.7	-	-	55.7
14/10/19 3:00	-	58.1	-	58.1	-	-	58.1
14/10/19 4:00	-	57.7	-	57.7	-	-	57.7
14/10/19 5:00	-	61.2	-	61.2	-	-	61.2
14/10/19 6:00	1	76.8	76.5	65.8	-	-	76.8
	132	**73.9**	**73.8**	**59.8**	**71.7**	**79.2**	**70.3**

Location: DVOR NMT # 2

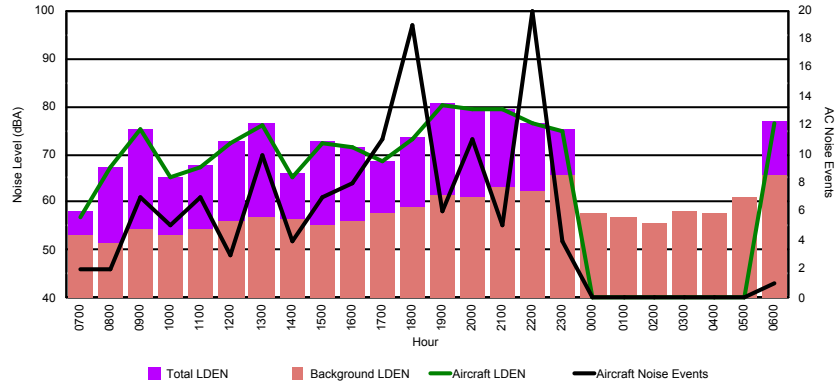

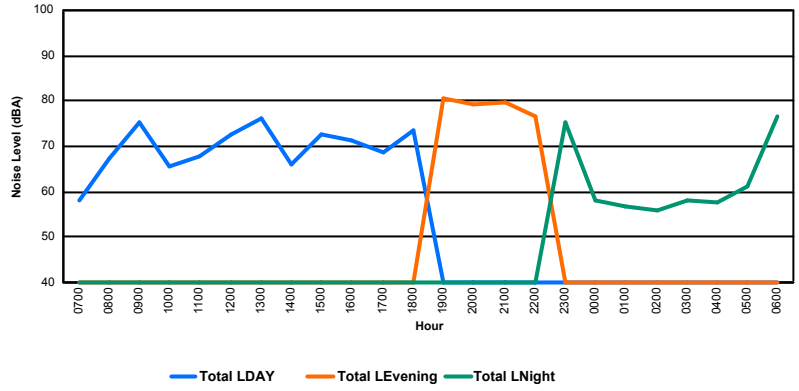

LE GOUVERNEMENT
DU GRAND-DUCHÉ DE LUXEMBOURG
Administration de la navigation aérienne

Luxembourg Airport

Noise Distribution by Hour

Between 13/10/2019 00:00:00 and 13/10/2019 23:59:59 (Local Time)

Day	Aircraft Events	Total LDEN dB (A)	Aircraft LDEN dB(A)	Background LDEN dB(A)	Total LDay dB(A)	Total LEvening dB(A)	Total LNight dB (A)
13/10/19 7:00	6	69.0	66.2	65.8	69.0	-	-
13/10/19 8:00	9	65.7	64.2	60.5	65.7	-	-
13/10/19 9:00	15	69.4	69.0	58.8	69.4	-	-
13/10/19 10:00	5	70.3	67.4	67.3	70.3	-	-
13/10/19 11:00	8	69.3	68.5	62.0	69.3	-	-
13/10/19 12:00	6	67.2	66.2	60.5	67.2	-	-
13/10/19 13:00	7	67.8	63.2	66.0	67.8	-	-
13/10/19 14:00	6	67.4	61.9	65.9	67.4	-	-
13/10/19 15:00	5	66.4	65.1	60.8	66.4	-	-
13/10/19 16:00	6	67.8	65.9	63.3	67.8	-	-
13/10/19 17:00	8	71.2	70.8	60.9	71.2	-	-
13/10/19 18:00	17	72.9	71.4	67.7	72.9	-	-
13/10/19 19:00	8	75.3	74.1	69.4	-	75.3	-
13/10/19 20:00	3	78.9	78.1	70.7	-	78.9	-
13/10/19 21:00	8	76.2	72.9	73.4	-	76.2	-
13/10/19 22:00	8	76.3	74.6	71.6	-	76.3	-
13/10/19 23:00	3	80.1	79.8	67.7	-	-	80.1
14/10/19 0:00	-	56.9	-	56.9	-	-	56.9
14/10/19 1:00	-	56.3	-	56.3	-	-	56.3
14/10/19 2:00	-	62.3	-	62.3	-	-	62.3
14/10/19 3:00	-	60.9	-	61.0	-	-	60.9
14/10/19 4:00	-	57.5	-	57.5	-	-	57.5
14/10/19 5:00	-	57.6	-	57.6	-	-	57.6
14/10/19 6:00	13	80.5	80.1	70.8	-	-	80.5
	141	**73.3**	**72.3**	**66.7**	**69.2**	**76.9**	**74.4**

Location: Mid Runway NMT # 3

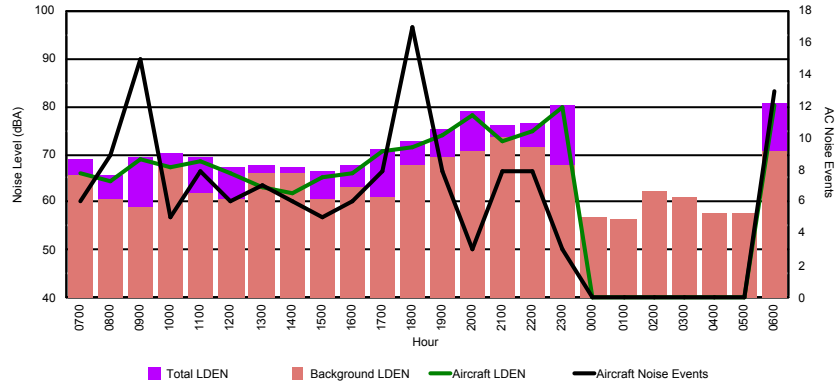

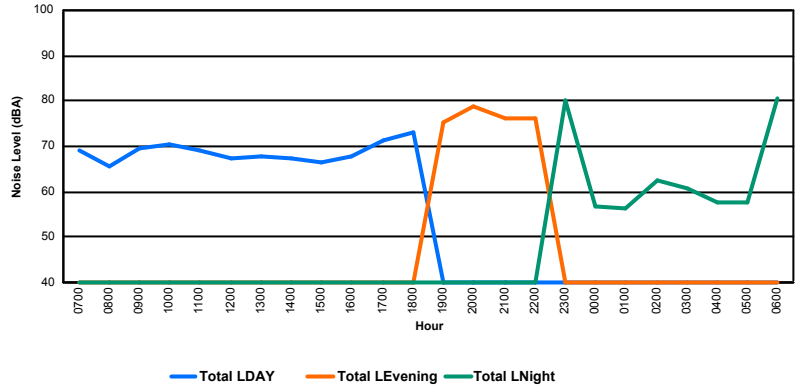

LE GOUVERNEMENT
DU GRAND-DUCHÉ DE LUXEMBOURG
Administration de la navigation aérienne

Luxembourg Airport

Noise Distribution by Hour

Between 13/10/2019 00:00:00 and 13/10/2019 23:59:59 (Local Time)

Day	Aircraft Events	Total LDEN dB (A)	Aircraft LDEN dB(A)	Background LDEN dB(A)	Total LDay dB(A)	Total LEvening dB(A)	Total LNight dB (A)
13/10/19 7:00	6	68.1	67.8	55.7	68.1	-	-
13/10/19 8:00	18	66.4	65.9	57.4	66.4	-	-
13/10/19 9:00	5	67.5	66.8	59.2	67.5	-	-
13/10/19 10:00	8	66.4	65.6	59.2	66.4	-	-
13/10/19 11:00	8	66.2	65.0	59.9	66.2	-	-
13/10/19 12:00	7	63.4	61.1	59.7	63.4	-	-
13/10/19 13:00	5	61.6	57.7	59.5	61.6	-	-
13/10/19 14:00	6	61.8	57.3	60.1	61.8	-	-
13/10/19 15:00	4	63.1	60.4	59.8	63.1	-	-
13/10/19 16:00	6	67.2	66.3	59.9	67.2	-	-
13/10/19 17:00	7	70.0	69.5	60.2	70.0	-	-
13/10/19 18:00	13	69.7	69.1	61.0	69.7	-	-
13/10/19 19:00	8	77.3	77.0	65.6	-	77.3	-
13/10/19 20:00	2	65.9	61.1	64.2	-	65.9	-
13/10/19 21:00	6	73.6	73.1	64.0	-	73.6	-
13/10/19 22:00	4	72.7	72.2	63.0	-	72.7	-
13/10/19 23:00	3	78.9	78.7	66.5	-	-	78.9
14/10/19 0:00	-	65.2	-	66.3	-	-	65.2
14/10/19 1:00	-	63.9	-	64.6	-	-	63.9
14/10/19 2:00	-	63.6	-	64.2	-	-	63.6
14/10/19 3:00	-	64.7	-	64.9	-	-	64.7
14/10/19 4:00	-	67.5	-	68.4	-	-	67.5
14/10/19 5:00	-	70.6	-	72.1	-	-	70.6
14/10/19 6:00	14	79.2	78.6	76.8	-	-	79.2
	130	**71.6**	**70.7**	**66.6**	**66.7**	**73.9**	**73.7**

Location: NDB-Hamm NMT # 4

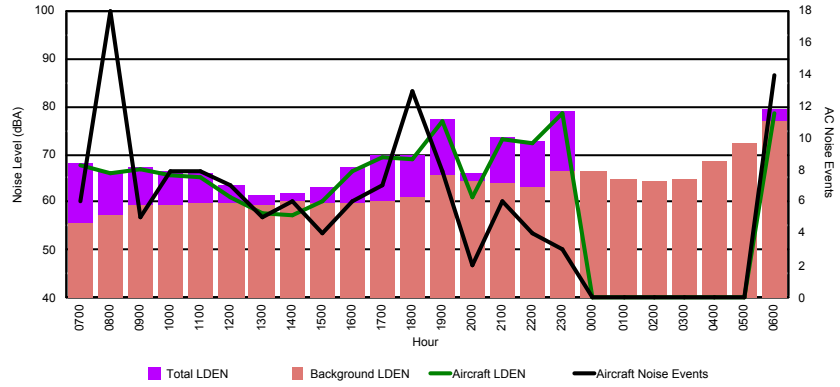

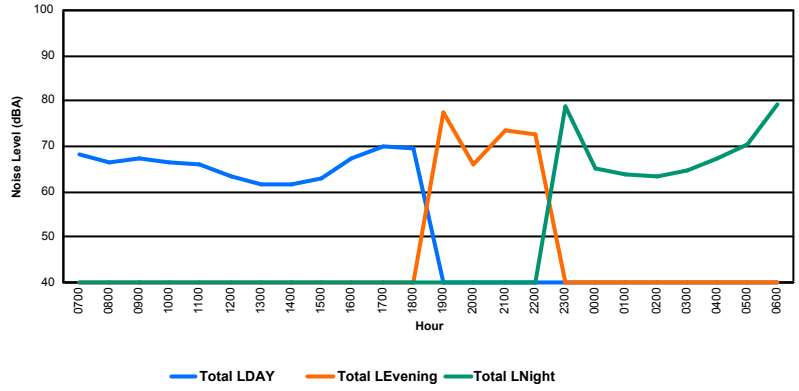

LE GOUVERNEMENT
DU GRAND-DUCHÉ DE LUXEMBOURG
Administration de la navigation aérienne

Luxembourg Airport

Noise Distribution by Hour

Between 16/10/2019 00:00:00 and 16/10/2019 23:59:59 (Local Time)

Day	Aircraft Events	Total LDEN dB (A)	Aircraft LDEN dB(A)	Background LDEN dB(A)	Total LDay dB(A)	Total LEvening dB(A)	Total LNight dB (A)
16/10/19 7:00	4	57.6	57.1	47.7	57.6	-	-
16/10/19 8:00	7	59.4	59.0	48.1	59.4	-	-
16/10/19 9:00	8	58.0	54.8	55.4	58.0	-	-
16/10/19 10:00	12	60.8	60.0	54.9	60.8	-	-
16/10/19 11:00	6	59.6	56.8	55.7	59.6	-	-
16/10/19 12:00	3	55.3	52.3	52.3	55.3	-	-
16/10/19 13:00	8	57.1	55.0	53.1	57.1	-	-
16/10/19 14:00	4	60.5	59.9	51.8	60.5	-	-
16/10/19 15:00	8	62.0	61.6	51.7	62.0	-	-
16/10/19 16:00	8	59.2	58.5	51.1	59.2	-	-
16/10/19 17:00	11	59.7	59.0	51.7	59.7	-	-
16/10/19 18:00	10	56.5	54.8	51.9	56.5	-	-
16/10/19 19:00	4	58.2	57.0	52.3	-	58.2	-
16/10/19 20:00	6	60.5	59.3	54.5	-	60.5	-
16/10/19 21:00	4	58.8	57.5	53.3	-	58.8	-
16/10/19 22:00	11	61.7	60.5	55.9	-	61.7	-
16/10/19 23:00	5	65.1	64.5	56.2	-	-	65.1
17/10/19 0:00	-	52.6	-	52.6	-	-	52.6
17/10/19 1:00	-	56.6	-	56.6	-	-	56.6
17/10/19 2:00	-	55.1	-	55.1	-	-	55.1
17/10/19 3:00	-	56.9	-	56.9	-	-	56.9
17/10/19 4:00	-	56.0	-	56.0	-	-	56.0
17/10/19 5:00	1	67.1	66.3	59.7	-	-	67.1
17/10/19 6:00	3	70.0	69.4	60.7	-	-	70.0
	123	**61.5**	**60.5**	**55.1**	**59.2**	**60.0**	**64.0**

Location: Roodt/Syr NMT # 1

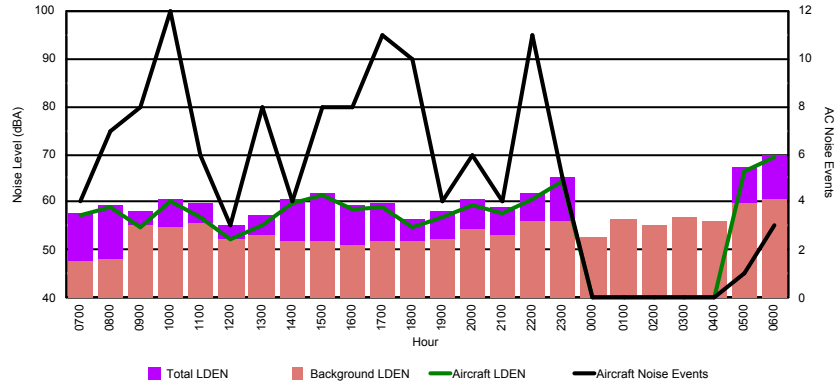

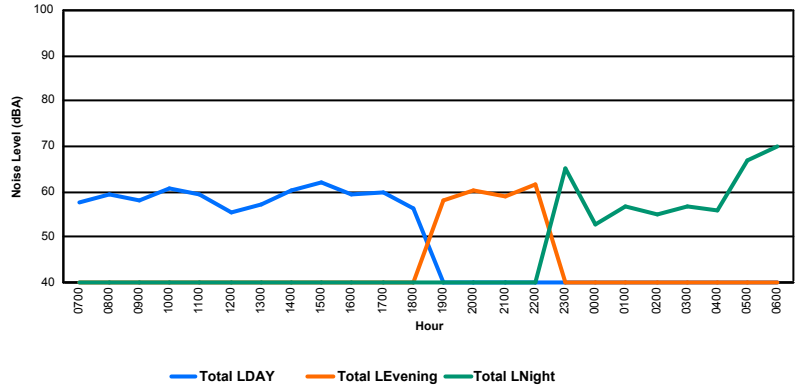

LE GOUVERNEMENT
DU GRAND-DUCHÉ DE LUXEMBOURG
Administration de la navigation aérienne

Luxembourg Airport

Noise Distribution by Hour

Between 16/10/2019 00:00:00 and 16/10/2019 23:59:59 (Local Time)

Day	Aircraft Events	Total LDEN dB (A)	Aircraft LDEN dB(A)	Background LDEN dB(A)	Total LDay dB(A)	Total LEvening dB(A)	Total LNight dB (A)
16/10/19 7:00	9	70.1	69.9	56.5	70.1	-	-
16/10/19 8:00	10	72.4	72.3	55.9	72.4	-	-
16/10/19 9:00	9	67.9	67.6	55.8	67.9	-	-
16/10/19 10:00	12	71.5	71.3	58.9	71.5	-	-
16/10/19 11:00	7	73.3	73.1	59.7	73.3	-	-
16/10/19 12:00	5	66.8	66.2	58.4	66.8	-	-
16/10/19 13:00	9	67.4	67.0	57.6	67.4	-	-
16/10/19 14:00	5	73.5	73.4	57.0	73.5	-	-
16/10/19 15:00	9	76.6	76.6	57.2	76.6	-	-
16/10/19 16:00	8	71.3	71.2	57.0	71.3	-	-
16/10/19 17:00	18	71.6	71.4	58.6	71.6	-	-
16/10/19 18:00	12	68.5	68.0	59.2	68.5	-	-
16/10/19 19:00	4	70.8	70.4	60.3	-	70.8	-
16/10/19 20:00	6	72.9	72.7	59.3	-	72.9	-
16/10/19 21:00	4	70.5	70.0	61.0	-	70.5	-
16/10/19 22:00	13	73.9	73.6	62.9	-	73.9	-
16/10/19 23:00	5	77.9	77.8	62.9	-	-	77.9
17/10/19 0:00	-	61.3	-	61.6	-	-	61.3
17/10/19 1:00	-	61.3	-	61.6	-	-	61.3
17/10/19 2:00	-	60.8	-	61.0	-	-	60.8
17/10/19 3:00	-	61.2	-	61.2	-	-	61.2
17/10/19 4:00	-	62.3	-	62.3	-	-	62.3
17/10/19 5:00	-	64.9	-	63.6	-	-	64.9
17/10/19 6:00	6	84.2	84.1	70.3	-	-	84.2
	151	**73.9**	**73.7**	**61.6**	**71.8**	**72.3**	**76.2**

Location: DVOR NMT # 2

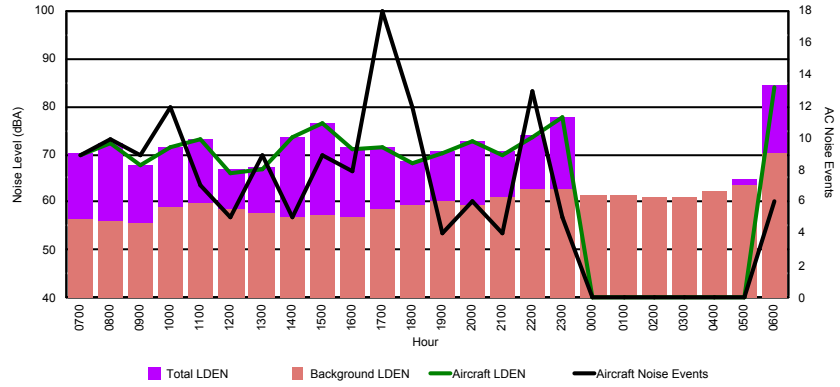

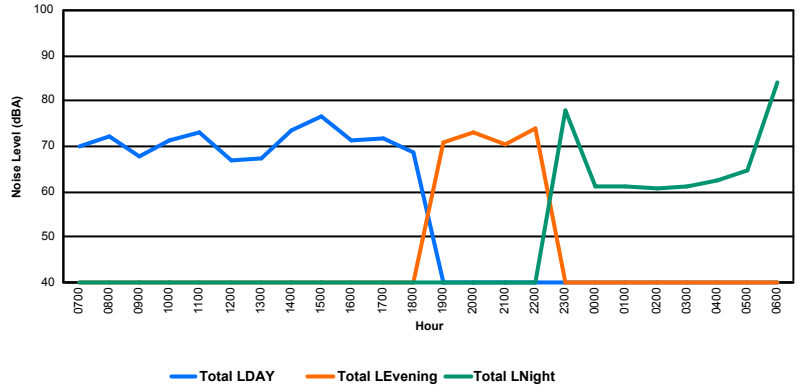

LE GOUVERNEMENT
DU GRAND-DUCHÉ DE LUXEMBOURG
Administration de la navigation aérienne

Luxembourg Airport

Noise Distribution by Hour

Between 16/10/2019 00:00:00 and 16/10/2019 23:59:59 (Local Time)

Day	Aircraft Events	Total LDEN dB (A)	Aircraft LDEN dB(A)	Background LDEN dB(A)	Total LDay dB(A)	Total LEvening dB(A)	Total LNight dB (A)
16/10/19 7:00	15	75.2	68.4	74.1	75.2	-	-
16/10/19 8:00	7	71.2	70.8	60.4	71.2	-	-
16/10/19 9:00	5	67.1	64.7	63.5	67.1	-	-
16/10/19 10:00	14	69.6	66.7	66.6	69.6	-	-
16/10/19 11:00	12	76.7	67.1	76.2	76.7	-	-
16/10/19 12:00	9	70.3	68.1	66.3	70.3	-	-
16/10/19 13:00	8	68.4	67.7	60.4	68.4	-	-
16/10/19 14:00	9	75.4	62.2	75.2	75.4	-	-
16/10/19 15:00	11	70.7	70.1	61.9	70.7	-	-
16/10/19 16:00	7	63.7	58.8	62.0	63.7	-	-
16/10/19 17:00	16	70.8	70.3	61.6	70.8	-	-
16/10/19 18:00	16	72.4	71.8	63.8	72.4	-	-
16/10/19 19:00	7	70.9	70.3	61.6	-	70.9	-
16/10/19 20:00	3	73.7	72.8	66.6	-	73.7	-
16/10/19 21:00	4	75.3	72.4	72.2	-	75.3	-
16/10/19 22:00	6	77.6	76.6	70.9	-	77.6	-
16/10/19 23:00	1	67.8	57.3	67.4	-	-	67.8
17/10/19 0:00	-	59.1	-	59.2	-	-	59.1
17/10/19 1:00	-	58.3	-	58.3	-	-	58.3
17/10/19 2:00	-	58.1	-	58.1	-	-	58.1
17/10/19 3:00	-	57.2	-	57.2	-	-	57.2
17/10/19 4:00	-	60.0	-	60.1	-	-	60.0
17/10/19 5:00	-	59.9	-	59.9	-	-	59.9
17/10/19 6:00	17	84.0	82.7	78.0	-	-	84.0
	167	**73.9**	**71.8**	**69.8**	**72.3**	**75.0**	**75.1**

Location: Mid Runway NMT # 3

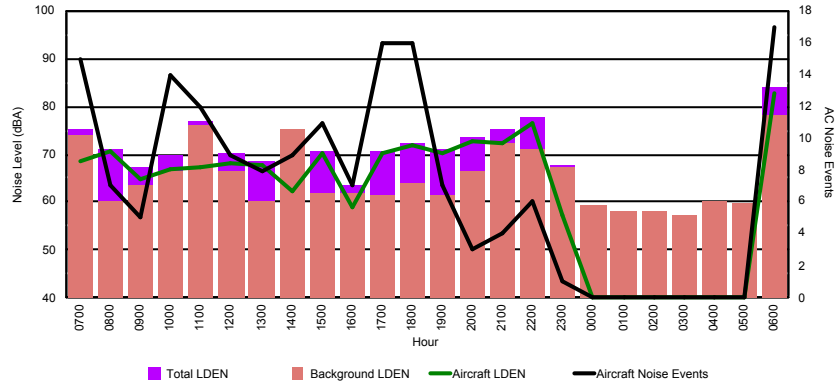

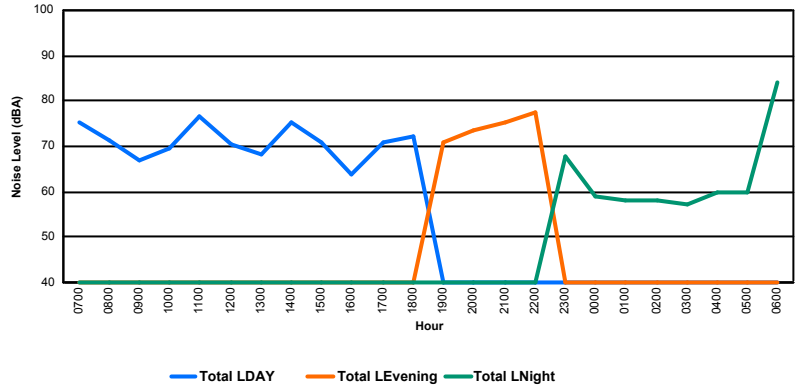

LE GOUVERNEMENT
DU GRAND-DUCHÉ DE LUXEMBOURG
Administration de la navigation aérienne

Luxembourg Airport

Noise Distribution by Hour

Between 16/10/2019 00:00:00 and 16/10/2019 23:59:59 (Local Time)

Day	Aircraft Events	Total LDEN dB (A)	Aircraft LDEN dB(A)	Background LDEN dB(A)	Total LDay dB(A)	Total LEvening dB(A)	Total LNight dB (A)
16/10/19 7:00	14	66.1	64.7	65.3	66.1	-	-
16/10/19 8:00	5	68.8	67.6	66.4	68.8	-	-
16/10/19 9:00	11	65.7	62.2	65.4	65.7	-	-
16/10/19 10:00	11	64.9	59.8	65.3	64.9	-	-
16/10/19 11:00	14	68.2	66.8	65.2	68.2	-	-
16/10/19 12:00	9	67.8	66.3	63.5	67.8	-	-
16/10/19 13:00	5	63.8	60.6	61.7	63.8	-	-
16/10/19 14:00	11	65.2	61.4	64.2	65.2	-	-
16/10/19 15:00	6	66.1	64.2	62.0	66.1	-	-
16/10/19 16:00	2	62.1	45.8	62.0	62.1	-	-
16/10/19 17:00	13	68.1	66.9	62.1	68.1	-	-
16/10/19 18:00	15	69.5	68.9	61.4	69.5	-	-
16/10/19 19:00	7	68.1	63.1	66.8	-	68.1	-
16/10/19 20:00	2	74.4	73.7	65.7	-	74.4	-
16/10/19 21:00	7	72.0	71.0	65.0	-	72.0	-
16/10/19 22:00	5	75.4	75.0	64.4	-	75.4	-
16/10/19 23:00	-	67.1	-	67.1	-	-	67.1
17/10/19 0:00	-	65.6	-	66.8	-	-	65.6
17/10/19 1:00	-	63.0	-	63.6	-	-	63.0
17/10/19 2:00	-	62.8	-	63.4	-	-	62.8
17/10/19 3:00	-	64.1	-	64.2	-	-	64.1
17/10/19 4:00	-	66.3	-	66.8	-	-	66.3
17/10/19 5:00	-	70.1	-	71.6	-	-	70.1
17/10/19 6:00	16	75.2	74.1	76.6	-	-	75.2
	153	**69.3**	**67.5**	**67.2**	**66.8**	**73.2**	**69.0**

Location: NDB-Hamm NMT # 4

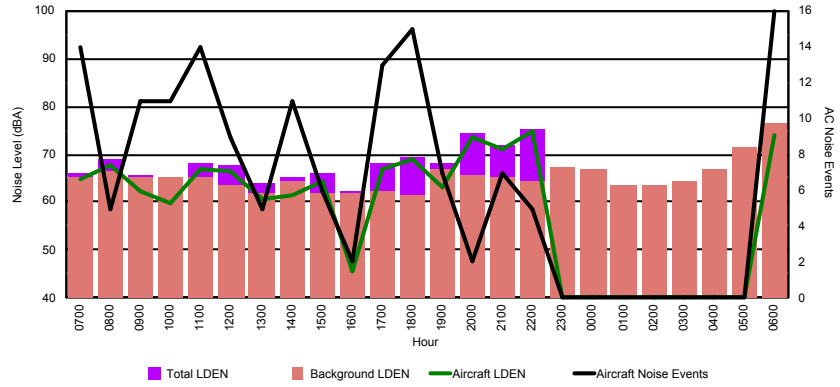

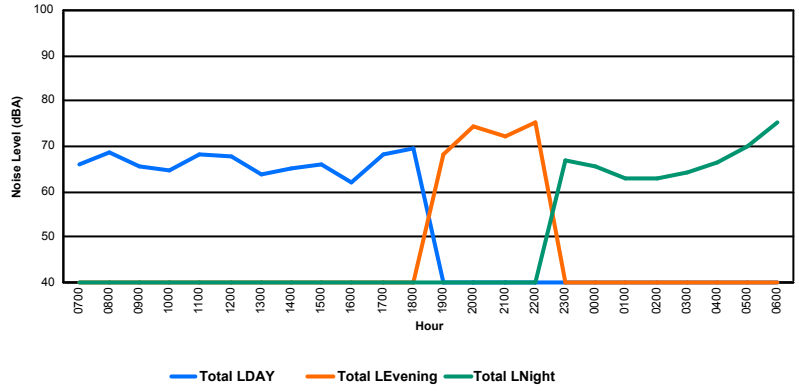

LE GOUVERNEMENT
DU GRAND-DUCHÉ DE LUXEMBOURG
Administration de la navigation aérienne

Luxembourg Airport

Noise Distribution by Hour

Between 17/10/2019 00:00:00 and 17/10/2019 23:59:59 (Local Time)

Day	Aircraft Events	Total LDEN dB (A)	Aircraft LDEN dB(A)	Background LDEN dB(A)	Total LDay dB(A)	Total LEvening dB(A)	Total LNight dB (A)
17/10/19 7:00	2	57.3	56.6	49.5	57.3	-	-
17/10/19 8:00	1	53.0	47.4	51.8	53.0	-	-
17/10/19 9:00	13	61.8	60.5	56.2	61.8	-	-
17/10/19 10:00	10	58.2	54.4	56.0	58.2	-	-
17/10/19 11:00	9	61.4	60.2	55.8	61.4	-	-
17/10/19 12:00	1	52.8	47.2	51.4	52.8	-	-
17/10/19 13:00	10	61.9	60.9	55.3	61.9	-	-
17/10/19 14:00	1	53.2	41.0	53.0	53.2	-	-
17/10/19 15:00	8	60.6	59.3	55.0	60.6	-	-
17/10/19 16:00	6	60.2	59.1	54.2	60.2	-	-
17/10/19 17:00	8	60.0	59.5	51.0	60.0	-	-
17/10/19 18:00	10	61.2	60.8	50.8	61.2	-	-
17/10/19 19:00	3	56.1	53.1	53.3	-	56.1	-
17/10/19 20:00	13	66.6	66.2	56.6	-	66.6	-
17/10/19 21:00	6	59.9	58.9	53.3	-	59.9	-
17/10/19 22:00	15	63.2	62.3	56.5	-	63.2	-
17/10/19 23:00	2	68.9	68.5	58.4	-	-	68.9
18/10/19 0:00	-	56.3	-	56.4	-	-	56.3
18/10/19 1:00	-	48.6	-	48.6	-	-	48.6
18/10/19 2:00	-	48.8	-	48.8	-	-	48.8
18/10/19 3:00	-	49.6	-	49.6	-	-	49.6
18/10/19 4:00	-	58.0	-	58.0	-	-	58.0
18/10/19 5:00	-	58.9	-	59.0	-	-	58.9
18/10/19 6:00	-	60.1	-	60.2	-	-	60.1
	118	**60.9**	**59.6**	**55.3**	**59.5**	**63.0**	**61.3**

Location: Roodt/Syr NMT # 1

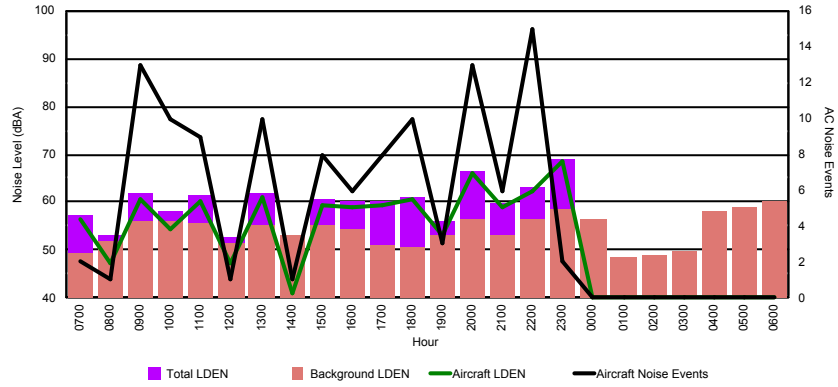

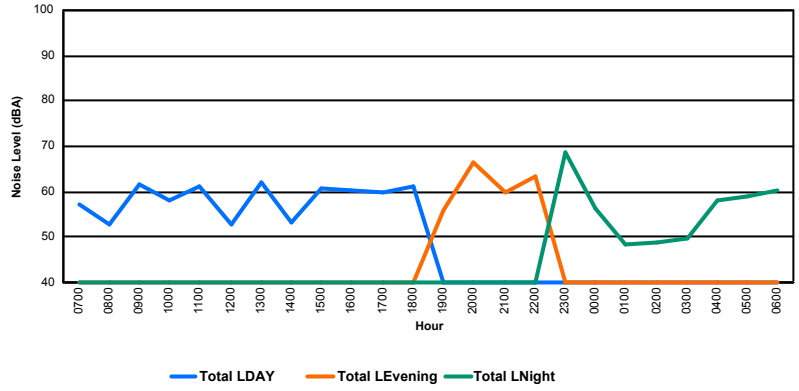

LE GOUVERNEMENT
DU GRAND-DUCHÉ DE LUXEMBOURG
Administration de la navigation aérienne

Luxembourg Airport

Noise Distribution by Hour

Between 17/10/2019 00:00:00 and 17/10/2019 23:59:59 (Local Time)

Day	Aircraft Events	Total LDEN dB (A)	Aircraft LDEN dB(A)	Background LDEN dB(A)	Total LDay dB(A)	Total LEvening dB(A)	Total LNight dB (A)
17/10/19 7:00	5	74.3	74.2	56.9	74.3	-	-
17/10/19 8:00	2	60.1	58.8	54.7	60.1	-	-
17/10/19 9:00	13	75.1	75.1	57.2	75.1	-	-
17/10/19 10:00	10	68.8	68.6	57.0	68.8	-	-
17/10/19 11:00	11	74.7	74.6	58.0	74.7	-	-
17/10/19 12:00	1	61.7	60.2	56.4	61.7	-	-
17/10/19 13:00	11	74.2	74.1	57.4	74.2	-	-
17/10/19 14:00	1	60.9	58.4	57.3	60.9	-	-
17/10/19 15:00	9	73.5	73.4	57.5	73.5	-	-
17/10/19 16:00	5	73.2	73.1	56.8	73.2	-	-
17/10/19 17:00	12	72.8	72.7	58.1	72.8	-	-
17/10/19 18:00	12	73.9	73.8	58.7	73.9	-	-
17/10/19 19:00	3	68.1	67.3	60.8	-	68.1	-
17/10/19 20:00	13	82.4	82.4	62.0	-	82.4	-
17/10/19 21:00	5	72.3	72.1	59.6	-	72.3	-
17/10/19 22:00	17	77.1	77.0	62.4	-	77.1	-
17/10/19 23:00	2	81.0	80.9	65.7	-	-	81.0
18/10/19 0:00	-	57.9	-	58.0	-	-	57.9
18/10/19 1:00	-	57.6	-	57.6	-	-	57.6
18/10/19 2:00	-	58.2	-	58.2	-	-	58.2
18/10/19 3:00	-	58.6	-	58.6	-	-	58.6
18/10/19 4:00	-	62.4	-	62.4	-	-	62.4
18/10/19 5:00	-	64.6	-	64.6	-	-	64.6
18/10/19 6:00	11	68.3	62.4	68.6	-	-	68.3
	143	**74.0**	**73.8**	**61.0**	**72.5**	**77.9**	**72.4**

Location: DVOR NMT # 2

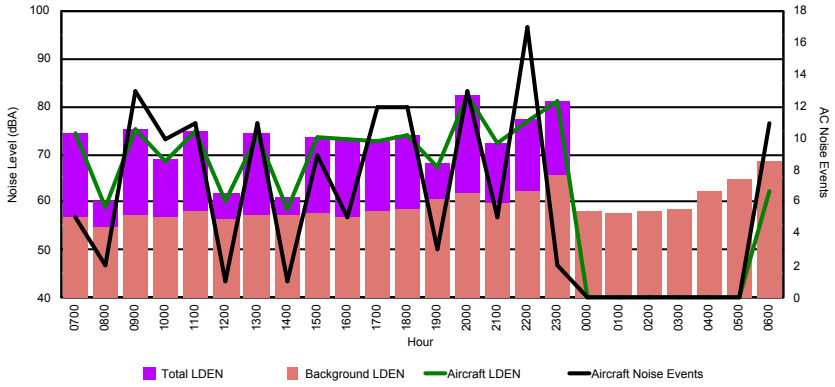

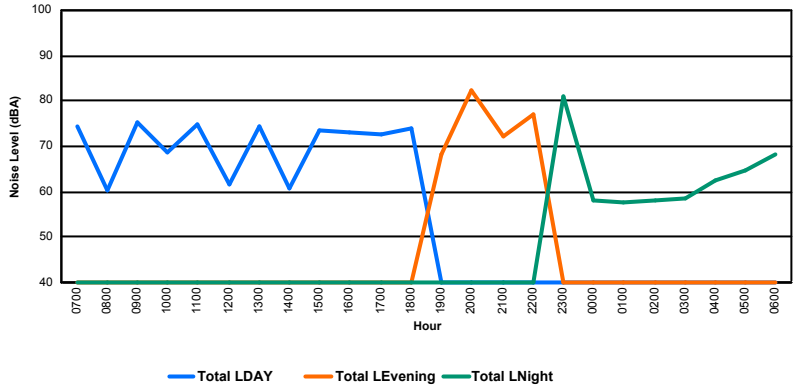

LE GOUVERNEMENT
DU GRAND-DUCHÉ DE LUXEMBOURG
Administration de la navigation aérienne

Luxembourg Airport

Noise Distribution by Hour

Between 17/10/2019 00:00:00 and 17/10/2019 23:59:59 (Local Time)

Day	Aircraft Events	Total LDEN dB (A)	Aircraft LDEN dB(A)	Background LDEN dB(A)	Total LDay dB(A)	Total LEvening dB(A)	Total LNight dB (A)
17/10/19 7:00	4	69.1	67.8	63.3	69.1	-	-
17/10/19 8:00	8	69.4	68.9	60.5	69.4	-	-
17/10/19 9:00	15	69.8	69.1	62.2	69.8	-	-
17/10/19 10:00	12	71.7	69.6	67.7	71.7	-	-
17/10/19 11:00	8	73.5	70.6	70.4	73.5	-	-
17/10/19 12:00	4	66.8	63.8	63.9	66.8	-	-
17/10/19 13:00	5	76.3	69.4	75.3	76.3	-	-
17/10/19 14:00	10	73.8	72.8	66.7	73.8	-	-
17/10/19 15:00	10	73.8	70.0	71.6	73.8	-	-
17/10/19 16:00	7	75.3	65.9	74.8	75.3	-	-
17/10/19 17:00	9	69.5	68.5	62.9	69.5	-	-
17/10/19 18:00	13	76.3	76.0	64.3	76.3	-	-
17/10/19 19:00	10	72.8	72.6	58.7	-	72.8	-
17/10/19 20:00	5	81.3	75.3	80.1	-	81.3	-
17/10/19 21:00	4	73.9	70.4	71.4	-	73.9	-
17/10/19 22:00	10	77.7	76.4	71.9	-	77.7	-
17/10/19 23:00	7	85.8	83.7	81.6	-	-	85.8
18/10/19 0:00	-	60.2	-	60.3	-	-	60.2
18/10/19 1:00	-	61.2	-	61.4	-	-	61.2
18/10/19 2:00	-	59.4	-	59.4	-	-	59.4
18/10/19 3:00	-	60.2	-	60.2	-	-	60.2
18/10/19 4:00	-	60.5	-	60.5	-	-	60.5
18/10/19 5:00	-	61.3	-	61.3	-	-	61.3
18/10/19 6:00	15	81.0	80.9	65.3	-	-	81.0
	156	**76.2**	**74.0**	**72.2**	**73.1**	**77.7**	**78.1**

Location: Mid Runway NMT # 3

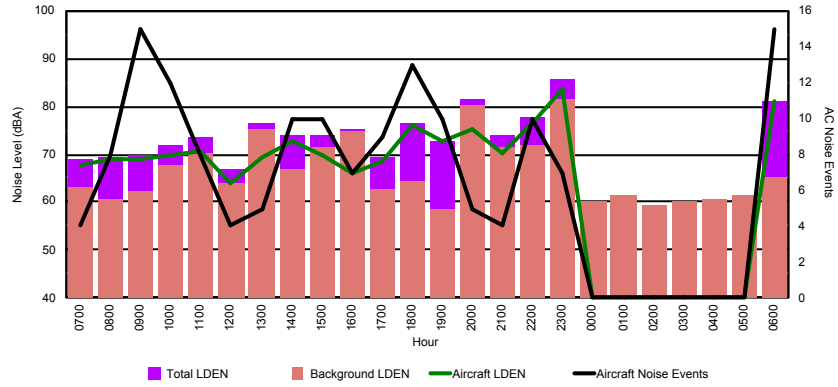

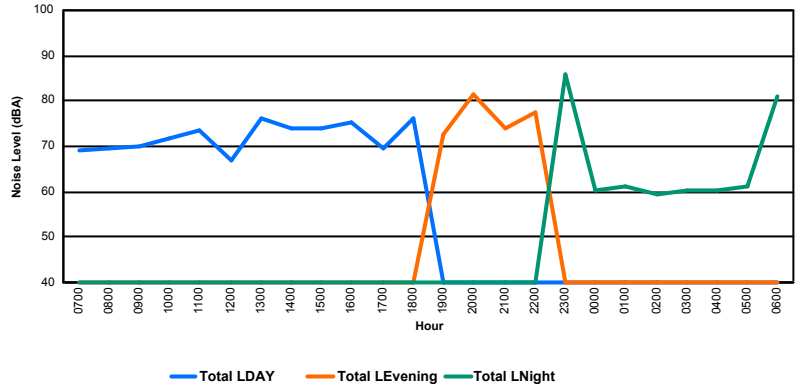

LE GOUVERNEMENT
DU GRAND-DUCHÉ DE LUXEMBOURG
Administration de la navigation aérienne

Luxembourg Airport

Noise Distribution by Hour

Between 17/10/2019 00:00:00 and 17/10/2019 23:59:59 (Local Time)

Day	Aircraft Events	Total LDEN dB (A)	Aircraft LDEN dB(A)	Background LDEN dB(A)	Total LDay dB(A)	Total LEvening dB(A)	Total LNight dB (A)
17/10/19 7:00	5	64.9	62.2	65.3	64.9	-	-
17/10/19 8:00	8	66.8	65.2	68.3	66.8	-	-
17/10/19 9:00	4	67.0	65.2	62.8	67.0	-	-
17/10/19 10:00	13	68.7	67.5	63.0	68.7	-	-
17/10/19 11:00	8	66.3	63.7	63.5	66.3	-	-
17/10/19 12:00	6	65.7	61.1	65.5	65.7	-	-
17/10/19 13:00	5	67.4	63.9	66.3	67.4	-	-
17/10/19 14:00	9	71.0	70.3	63.2	71.0	-	-
17/10/19 15:00	8	69.4	68.5	62.9	69.4	-	-
17/10/19 16:00	6	64.3	59.6	62.9	64.3	-	-
17/10/19 17:00	7	67.2	65.8	62.1	67.2	-	-
17/10/19 18:00	13	69.0	68.1	62.1	69.0	-	-
17/10/19 19:00	9	68.3	64.8	66.1	-	68.3	-
17/10/19 20:00	4	73.4	72.7	64.9	-	73.4	-
17/10/19 21:00	4	67.1	64.0	64.4	-	67.1	-
17/10/19 22:00	6	74.1	73.7	63.6	-	74.1	-
17/10/19 23:00	5	81.9	81.7	68.1	-	-	81.9
18/10/19 0:00	-	65.5	-	66.7	-	-	65.5
18/10/19 1:00	-	63.2	-	63.8	-	-	63.2
18/10/19 2:00	-	63.7	-	64.5	-	-	63.7
18/10/19 3:00	-	64.5	-	64.7	-	-	64.5
18/10/19 4:00	-	67.7	-	68.7	-	-	67.7
18/10/19 5:00	-	71.1	-	72.8	-	-	71.1
18/10/19 6:00	18	78.1	77.5	79.5	-	-	78.1
	138	**72.0**	**71.0**	**68.8**	**67.7**	**71.7**	**74.9**

Location: NDB-Hamm NMT # 4

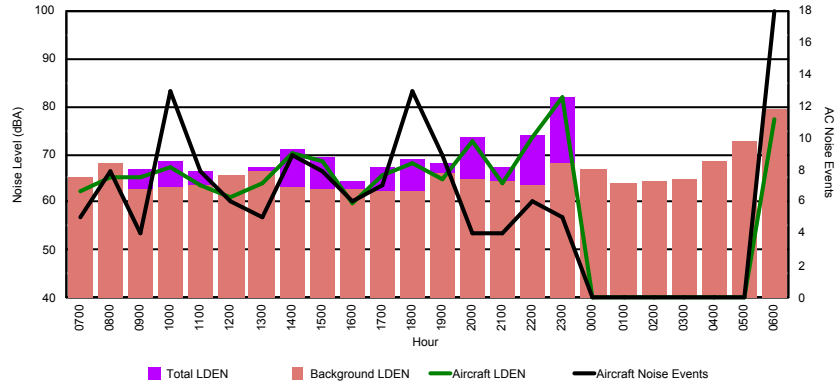

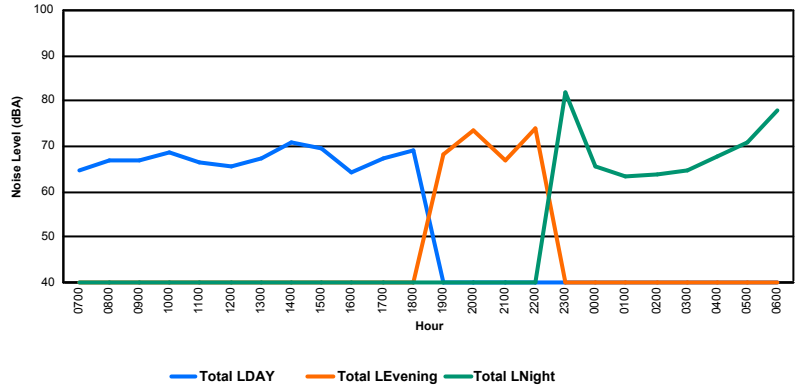

LE GOUVERNEMENT
DU GRAND-DUCHÉ DE LUXEMBOURG
Administration de la navigation aérienne

Luxembourg Airport

Noise Distribution by Hour

Between 18/10/2019 00:00:00 and 18/10/2019 23:59:59 (Local Time)

Day	Aircraft Events	Total LDEN dB (A)	Aircraft LDEN dB(A)	Background LDEN dB(A)	Total LDay dB(A)	Total LEvening dB(A)	Total LNight dB (A)
18/10/19 7:00	1	50.8	44.5	49.7	50.8	-	-
18/10/19 8:00	2	54.6	48.5	53.5	54.6	-	-
18/10/19 9:00	7	63.6	62.8	55.5	63.6	-	-
18/10/19 10:00	13	61.8	59.9	57.7	61.8	-	-
18/10/19 11:00	4	58.6	52.8	57.4	58.6	-	-
18/10/19 12:00	4	60.0	54.7	58.6	60.0	-	-
18/10/19 13:00	7	58.2	55.6	55.0	58.2	-	-
18/10/19 14:00	7	61.2	59.5	56.5	61.2	-	-
18/10/19 15:00	7	61.7	60.4	55.9	61.7	-	-
18/10/19 16:00	9	59.0	57.6	53.9	59.0	-	-
18/10/19 17:00	9	59.5	58.0	54.1	59.5	-	-
18/10/19 18:00	8	58.5	57.9	50.2	58.5	-	-
18/10/19 19:00	7	60.7	59.4	55.1	-	60.7	-
18/10/19 20:00	8	65.0	64.5	55.9	-	65.0	-
18/10/19 21:00	4	58.1	56.9	52.0	-	58.1	-
18/10/19 22:00	14	63.1	62.4	55.5	-	63.1	-
18/10/19 23:00	2	57.8	54.9	54.8	-	-	57.8
19/10/19 0:00	-	51.5	-	51.5	-	-	51.5
19/10/19 1:00	-	49.5	-	49.5	-	-	49.5
19/10/19 2:00	-	49.0	-	49.0	-	-	49.0
19/10/19 3:00	-	52.3	-	52.3	-	-	52.3
19/10/19 4:00	-	50.9	-	50.9	-	-	50.9
19/10/19 5:00	-	50.2	-	50.2	-	-	50.2
19/10/19 6:00	3	68.4	68.3	54.1	-	-	68.4
	116	**60.5**	**59.3**	**54.5**	**59.9**	**62.4**	**60.1**

Location: Roodt/Syr NMT # 1

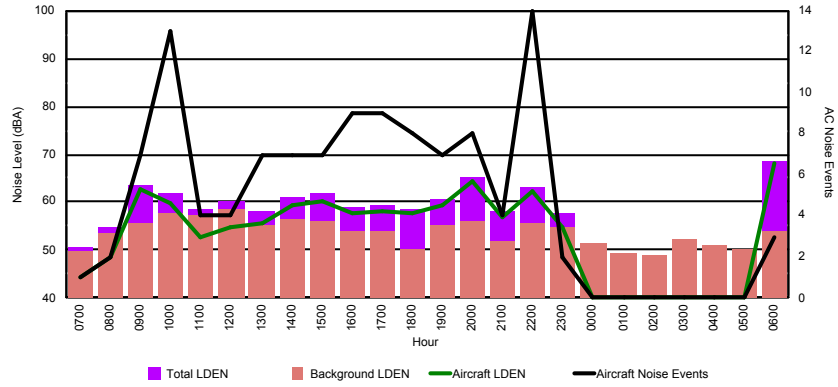

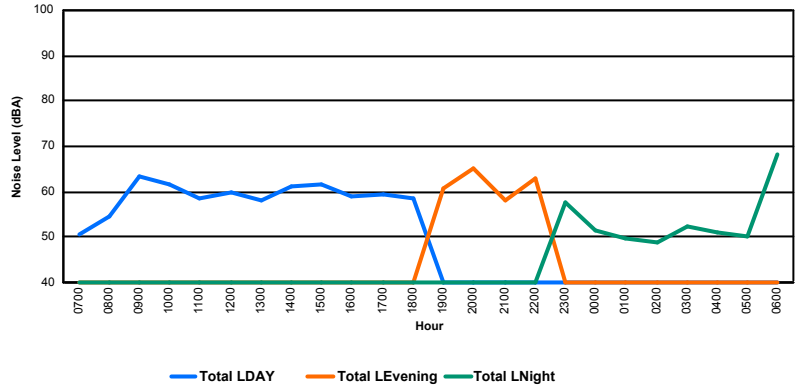

LE GOUVERNEMENT
DU GRAND-DUCHÉ DE LUXEMBOURG
Administration de la navigation aérienne

Luxembourg Airport

Noise Distribution by Hour

Between 18/10/2019 00:00:00 and 18/10/2019 23:59:59 (Local Time)

Day	Aircraft Events	Total LDEN dB (A)	Aircraft LDEN dB(A)	Background LDEN dB(A)	Total LDay dB(A)	Total LEvening dB(A)	Total LNight dB (A)
18/10/19 7:00	3	59.8	56.0	58.4	59.8	-	-
18/10/19 8:00	5	63.1	61.6	58.5	63.1	-	-
18/10/19 9:00	11	80.0	80.0	59.1	80.0	-	-
18/10/19 10:00	13	72.9	72.7	59.5	72.9	-	-
18/10/19 11:00	5	67.5	66.6	60.2	67.5	-	-
18/10/19 12:00	4	68.7	67.8	61.5	68.7	-	-
18/10/19 13:00	7	68.9	68.5	59.0	68.9	-	-
18/10/19 14:00	9	71.6	71.4	59.0	71.6	-	-
18/10/19 15:00	8	74.4	74.3	59.6	74.4	-	-
18/10/19 16:00	8	69.7	69.5	57.1	69.7	-	-
18/10/19 17:00	9	74.4	74.2	57.9	74.4	-	-
18/10/19 18:00	10	72.9	72.9	59.0	72.9	-	-
18/10/19 19:00	9	73.7	73.4	60.8	-	73.7	-
18/10/19 20:00	8	76.9	76.8	61.3	-	76.9	-
18/10/19 21:00	4	70.5	69.9	61.6	-	70.5	-
18/10/19 22:00	21	75.3	74.9	65.3	-	75.3	-
18/10/19 23:00	2	72.0	70.6	66.9	-	-	72.0
19/10/19 0:00	1	61.8	50.0	61.7	-	-	61.8
19/10/19 1:00	-	58.9	-	59.0	-	-	58.9
19/10/19 2:00	-	61.5	-	61.9	-	-	61.5
19/10/19 3:00	-	61.9	-	61.9	-	-	61.9
19/10/19 4:00	-	59.7	-	59.7	-	-	59.7
19/10/19 5:00	-	60.0	-	60.0	-	-	60.0
19/10/19 6:00	4	82.9	82.9	64.4	-	-	82.9
	141	**73.8**	**73.6**	**61.3**	**73.0**	**74.7**	**74.4**

Location: DVOR NMT # 2

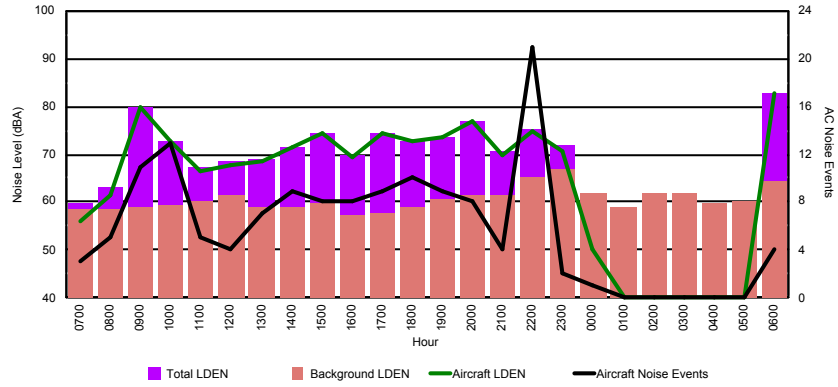

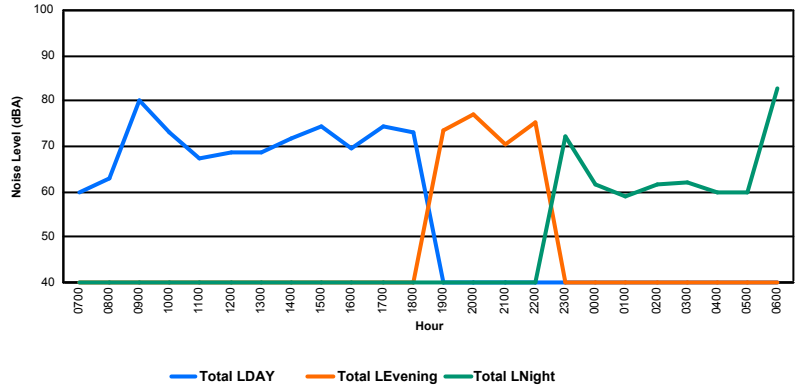

LE GOUVERNEMENT
DU GRAND-DUCHÉ DE LUXEMBOURG
Administration de la navigation aérienne

Luxembourg Airport

Noise Distribution by Hour

Between 18/10/2019 00:00:00 and 18/10/2019 23:59:59 (Local Time)

Day	Aircraft Events	Total LDEN dB (A)	Aircraft LDEN dB(A)	Background LDEN dB(A)	Total LDay dB(A)	Total LEvening dB(A)	Total LNight dB (A)
18/10/19 7:00	5	66.6	64.7	62.0	66.6	-	-
18/10/19 8:00	7	69.4	68.8	60.3	69.4	-	-
18/10/19 9:00	4	69.0	63.3	67.8	69.0	-	-
18/10/19 10:00	13	68.0	66.4	63.1	68.0	-	-
18/10/19 11:00	17	72.2	71.9	60.6	72.2	-	-
18/10/19 12:00	10	68.9	67.9	62.3	68.9	-	-
18/10/19 13:00	6	69.2	68.3	62.5	69.2	-	-
18/10/19 14:00	11	73.7	67.5	72.5	73.7	-	-
18/10/19 15:00	9	70.9	70.4	61.7	70.9	-	-
18/10/19 16:00	9	68.4	66.8	63.2	68.4	-	-
18/10/19 17:00	7	69.9	68.1	65.2	69.9	-	-
18/10/19 18:00	16	71.1	70.1	64.4	71.1	-	-
18/10/19 19:00	7	71.4	69.9	66.1	-	71.4	-
18/10/19 20:00	5	75.5	70.6	73.8	-	75.5	-
18/10/19 21:00	4	73.8	70.0	71.6	-	73.8	-
18/10/19 22:00	10	78.7	78.2	69.1	-	78.7	-
18/10/19 23:00	3	79.2	79.0	65.2	-	-	79.2
19/10/19 0:00	-	73.6	-	73.6	-	-	73.6
19/10/19 1:00	-	60.3	-	60.3	-	-	60.3
19/10/19 2:00	-	59.8	-	59.9	-	-	59.8
19/10/19 3:00	-	59.2	-	59.2	-	-	59.2
19/10/19 4:00	-	59.8	-	59.8	-	-	59.8
19/10/19 5:00	-	61.6	-	61.6	-	-	61.6
19/10/19 6:00	14	80.6	80.4	67.0	-	-	80.6
	157	**73.2**	**71.9**	**67.3**	**70.2**	**75.7**	**74.5**

Location: Mid Runway NMT # 3

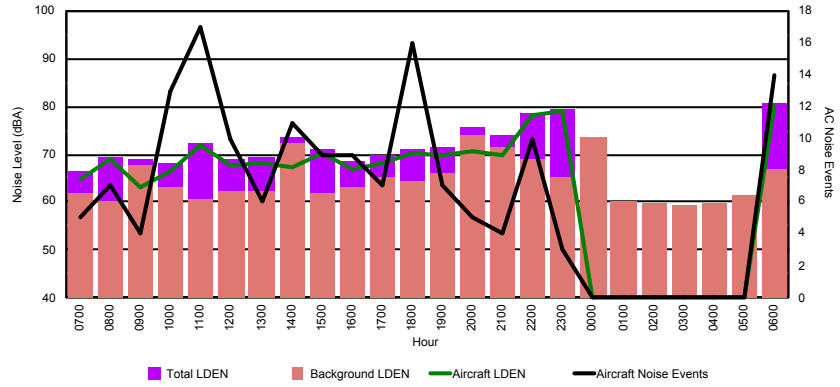

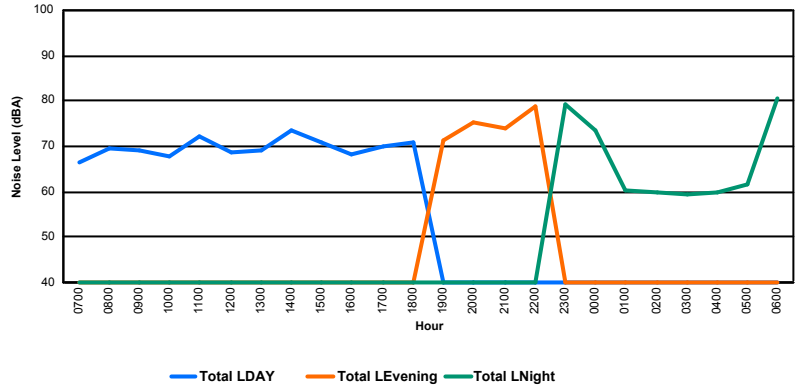

LE GOUVERNEMENT
DU GRAND-DUCHÉ DE LUXEMBOURG
Administration de la navigation aérienne

Luxembourg Airport

Noise Distribution by Hour

Between 18/10/2019 00:00:00 and 18/10/2019 23:59:59 (Local Time)

Day	Aircraft Events	Total LDEN dB (A)	Aircraft LDEN dB(A)	Background LDEN dB(A)	Total LDay dB(A)	Total LEvening dB(A)	Total LNight dB (A)
18/10/19 7:00	7	66.3	63.7	66.5	66.3	-	-
18/10/19 8:00	5	70.0	69.0	66.9	70.0	-	-
18/10/19 9:00	10	67.4	65.5	64.3	67.4	-	-
18/10/19 10:00	11	65.1	60.3	65.3	65.1	-	-
18/10/19 11:00	18	67.8	66.3	64.7	67.8	-	-
18/10/19 12:00	9	64.5	60.3	63.3	64.5	-	-
18/10/19 13:00	5	67.3	65.6	62.8	67.3	-	-
18/10/19 14:00	11	65.3	62.7	62.5	65.3	-	-
18/10/19 15:00	7	67.0	65.6	61.8	67.0	-	-
18/10/19 16:00	7	66.2	64.5	61.3	66.2	-	-
18/10/19 17:00	8	66.6	65.6	60.1	66.6	-	-
18/10/19 18:00	15	68.1	67.3	61.0	68.1	-	-
18/10/19 19:00	7	69.4	67.1	65.8	-	69.4	-
18/10/19 20:00	5	67.0	62.5	65.2	-	67.0	-
18/10/19 21:00	5	72.0	71.0	65.4	-	72.0	-
18/10/19 22:00	6	77.6	77.4	65.6	-	77.6	-
18/10/19 23:00	2	76.0	75.0	69.5	-	-	76.0
19/10/19 0:00	1	75.1	74.2	69.1	-	-	75.1
19/10/19 1:00	-	66.3	-	67.7	-	-	66.3
19/10/19 2:00	-	65.0	-	66.0	-	-	65.0
19/10/19 3:00	-	65.3	-	65.5	-	-	65.3
19/10/19 4:00	-	66.0	-	66.4	-	-	66.0
19/10/19 5:00	-	68.2	-	69.6	-	-	68.2
19/10/19 6:00	14	75.8	75.0	70.7	-	-	75.8
	153	**70.7**	**69.3**	**66.2**	**67.0**	**73.4**	**72.2**

Location: NDB-Hamm NMT # 4

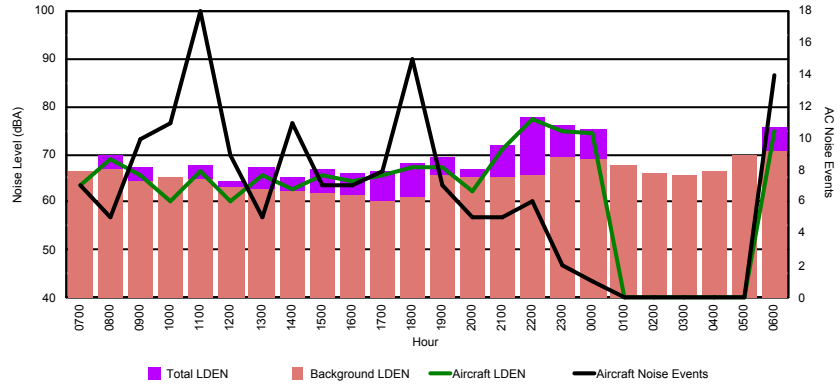

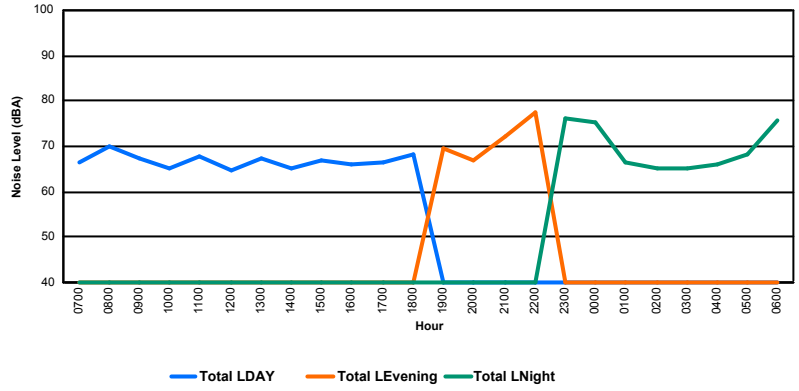

LE GOUVERNEMENT
DU GRAND-DUCHÉ DE LUXEMBOURG
Administration de la navigation aérienne

Luxembourg Airport

Noise Distribution by Hour

Between 19/10/2019 00:00:00 and 19/10/2019 23:59:59 (Local Time)

Day	Aircraft Events	Total LDEN dB (A)	Aircraft LDEN dB(A)	Background LDEN dB(A)	Total LDay dB(A)	Total LEvening dB(A)	Total LNight dB (A)
19/10/19 7:00	2	56.0	55.7	43.1	56.0	-	-
19/10/19 8:00	2	56.1	55.7	45.8	56.1	-	-
19/10/19 9:00	5	60.5	60.1	50.3	60.5	-	-
19/10/19 10:00	8	54.9	53.0	50.8	54.9	-	-
19/10/19 11:00	7	61.4	61.1	50.6	61.4	-	-
19/10/19 12:00	12	61.3	60.5	54.2	61.3	-	-
19/10/19 13:00	1	55.0	43.9	54.7	55.0	-	-
19/10/19 14:00	12	62.1	61.7	51.2	62.1	-	-
19/10/19 15:00	8	58.3	57.3	51.9	58.3	-	-
19/10/19 16:00	2	57.4	57.1	47.1	57.4	-	-
19/10/19 17:00	5	60.3	59.5	52.8	60.3	-	-
19/10/19 18:00	5	55.3	54.5	48.0	55.3	-	-
19/10/19 19:00	3	60.0	59.5	50.6	-	60.0	-
19/10/19 20:00	2	61.9	61.7	48.6	-	61.9	-
19/10/19 21:00	4	63.4	63.1	51.2	-	63.4	-
19/10/19 22:00	8	63.4	63.1	52.4	-	63.4	-
19/10/19 23:00	3	63.8	63.3	54.4	-	-	63.8
20/10/19 0:00	-	48.6	-	48.7	-	-	48.6
20/10/19 1:00	-	52.6	-	52.6	-	-	52.6
20/10/19 2:00	1	65.1	64.9	49.9	-	-	65.1
20/10/19 3:00	1	65.7	65.7	46.8	-	-	65.7
20/10/19 4:00	1	60.2	59.9	47.5	-	-	60.2
20/10/19 5:00	-	46.0	-	46.0	-	-	46.0
20/10/19 6:00	5	65.1	64.6	55.3	-	-	65.1
	97	**61.0**	**60.6**	**51.2**	**59.0**	**62.4**	**62.4**

Location: Roodt/Syr NMT # 1

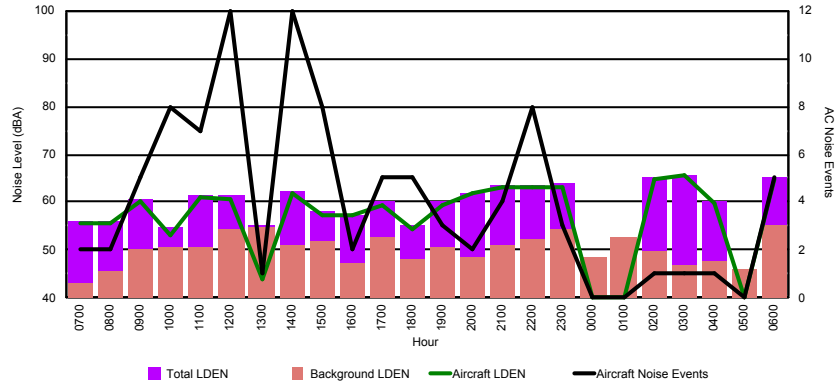

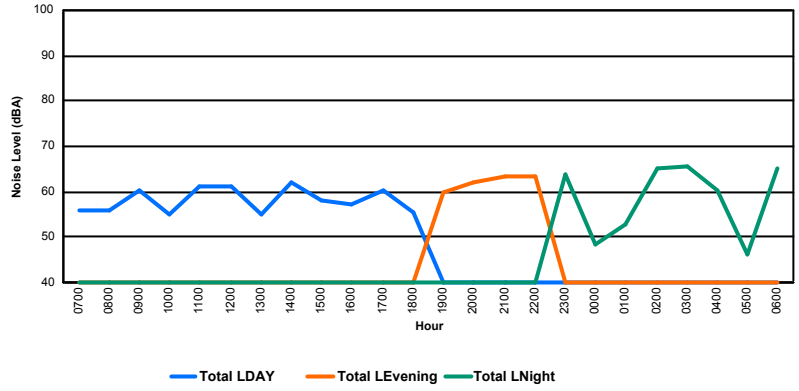

LE GOUVERNEMENT
DU GRAND-DUCHÉ DE LUXEMBOURG
Administration de la navigation aérienne

Luxembourg Airport

Noise Distribution by Hour

Between 19/10/2019 00:00:00 and 19/10/2019 23:59:59 (Local Time)

Day	Aircraft Events	Total LDEN dB (A)	Aircraft LDEN dB(A)	Background LDEN dB(A)	Total LDay dB(A)	Total LEvening dB(A)	Total LNight dB (A)
19/10/19 7:00	2	71.0	71.0	52.7	71.0	-	-
19/10/19 8:00	3	59.2	57.2	54.9	59.2	-	-
19/10/19 9:00	7	74.7	74.7	55.7	74.7	-	-
19/10/19 10:00	9	67.0	66.6	56.8	67.0	-	-
19/10/19 11:00	9	74.3	74.2	58.0	74.3	-	-
19/10/19 12:00	13	74.3	74.1	58.5	74.3	-	-
19/10/19 13:00	2	63.2	61.9	57.3	63.2	-	-
19/10/19 14:00	19	75.2	75.1	57.6	75.2	-	-
19/10/19 15:00	9	70.7	70.6	56.3	70.7	-	-
19/10/19 16:00	2	73.1	73.0	54.1	73.1	-	-
19/10/19 17:00	6	73.6	73.5	55.7	73.6	-	-
19/10/19 18:00	5	68.5	68.3	54.9	68.5	-	-
19/10/19 19:00	4	73.6	73.5	58.7	-	73.6	-
19/10/19 20:00	2	74.6	74.4	60.1	-	74.6	-
19/10/19 21:00	5	78.0	78.0	60.0	-	78.0	-
19/10/19 22:00	13	77.7	77.7	57.0	-	77.7	-
19/10/19 23:00	3	76.5	76.4	61.2	-	-	76.5
20/10/19 0:00	-	54.5	-	54.5	-	-	54.5
20/10/19 1:00	-	58.7	-	58.8	-	-	58.7
20/10/19 2:00	2	76.8	76.7	54.6	-	-	76.8
20/10/19 3:00	1	77.1	77.0	52.1	-	-	77.1
20/10/19 4:00	1	72.5	72.4	53.2	-	-	72.5
20/10/19 5:00	-	52.4	-	52.4	-	-	52.4
20/10/19 6:00	9	74.5	74.4	57.7	-	-	74.5
	126	**73.7**	**73.6**	**57.1**	**72.2**	**76.4**	**73.8**

Location: DVOR NMT # 2

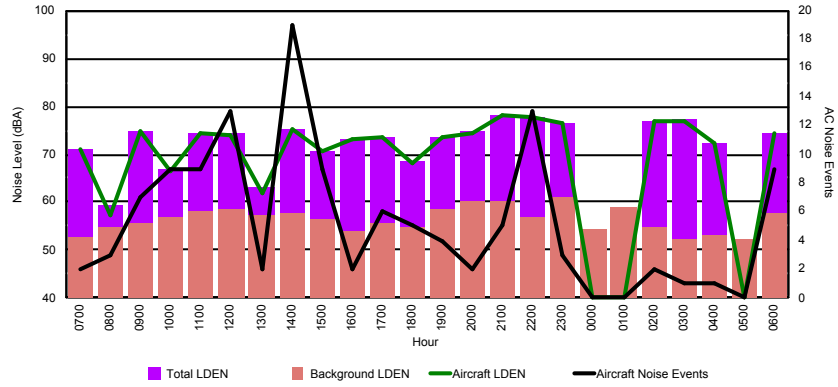

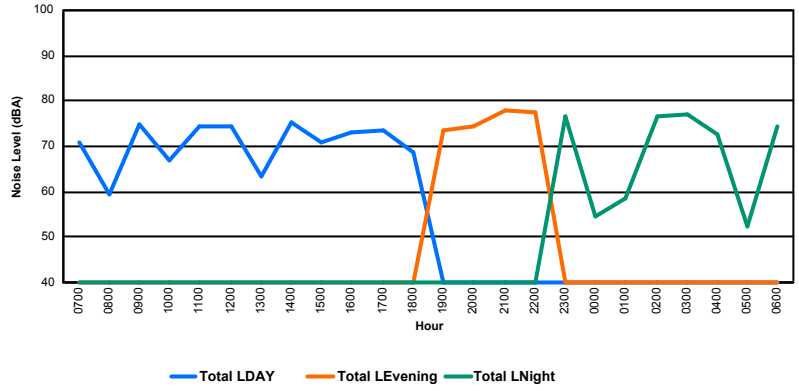

LE GOUVERNEMENT
DU GRAND-DUCHÉ DE LUXEMBOURG
Administration de la navigation aérienne

Luxembourg Airport

Noise Distribution by Hour

Between 19/10/2019 00:00:00 and 19/10/2019 23:59:59 (Local Time)

Day	Aircraft Events	Total LDEN dB (A)	Aircraft LDEN dB(A)	Background LDEN dB(A)	Total LDay dB(A)	Total LEvening dB(A)	Total LNight dB (A)
19/10/19 7:00	7	65.7	65.3	56.1	65.7	-	-
19/10/19 8:00	4	61.3	60.8	51.4	61.3	-	-
19/10/19 9:00	7	75.4	75.4	56.5	75.4	-	-
19/10/19 10:00	7	71.3	65.7	70.0	71.3	-	-
19/10/19 11:00	13	76.5	76.3	60.8	76.5	-	-
19/10/19 12:00	15	70.7	70.5	58.6	70.7	-	-
19/10/19 13:00	8	67.3	67.0	55.0	67.3	-	-
19/10/19 14:00	12	76.2	75.9	65.0	76.2	-	-
19/10/19 15:00	8	70.3	70.0	58.7	70.3	-	-
19/10/19 16:00	3	66.9	63.8	64.0	66.9	-	-
19/10/19 17:00	8	70.3	69.7	62.0	70.3	-	-
19/10/19 18:00	11	71.6	71.1	61.5	71.6	-	-
19/10/19 19:00	4	76.7	76.6	59.2	-	76.7	-
19/10/19 20:00	3	76.5	76.2	65.6	-	76.5	-
19/10/19 21:00	9	76.9	76.2	68.1	-	76.9	-
19/10/19 22:00	9	79.4	79.0	69.4	-	79.4	-
19/10/19 23:00	7	81.1	81.0	63.1	-	-	81.1
20/10/19 0:00	-	60.4	-	60.4	-	-	60.4
20/10/19 1:00	-	61.2	-	61.3	-	-	61.2
20/10/19 2:00	1	85.5	85.4	61.9	-	-	85.5
20/10/19 3:00	-	76.0	-	76.0	-	-	76.0
20/10/19 4:00	1	67.2	64.8	63.6	-	-	67.2
20/10/19 5:00	-	63.3	-	63.4	-	-	63.3
20/10/19 6:00	10	80.2	79.8	70.1	-	-	80.2
	147	**76.5**	**76.0**	**66.3**	**72.2**	**77.5**	**79.0**

Location: Mid Runway NMT # 3

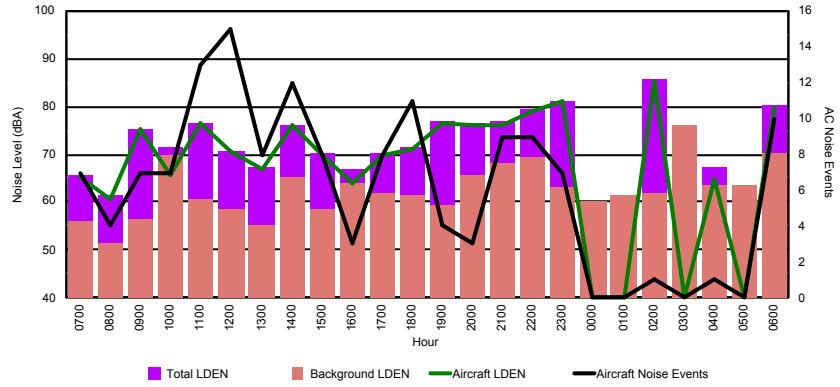

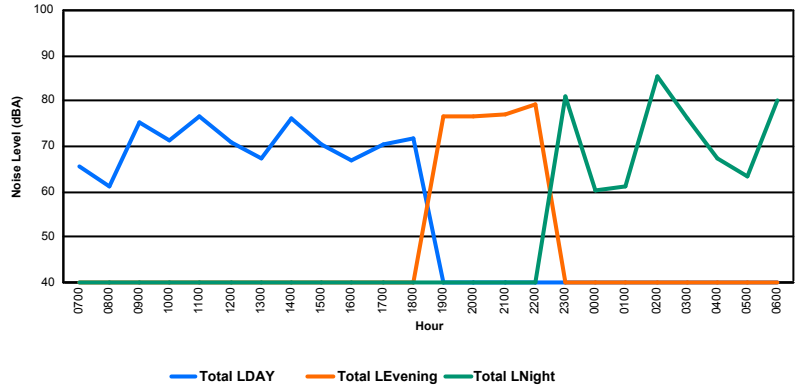

LE GOUVERNEMENT
DU GRAND-DUCHÉ DE LUXEMBOURG
Administration de la navigation aérienne

Luxembourg Airport

Noise Distribution by Hour

Between 19/10/2019 00:00:00 and 19/10/2019 23:59:59 (Local Time)

Day	Aircraft Events	Total LDEN dB (A)	Aircraft LDEN dB(A)	Background LDEN dB(A)	Total LDay dB(A)	Total LEvening dB(A)	Total LNight dB (A)
19/10/19 7:00	5	61.7	57.8	61.5	61.7	-	-
19/10/19 8:00	4	62.1	55.1	64.3	62.1	-	-
19/10/19 9:00	3	66.1	64.0	62.5	66.1	-	-
19/10/19 10:00	7	65.6	62.8	62.9	65.6	-	-
19/10/19 11:00	10	70.0	69.2	63.5	70.0	-	-
19/10/19 12:00	12	69.3	68.3	63.2	69.3	-	-
19/10/19 13:00	5	66.6	64.6	62.7	66.6	-	-
19/10/19 14:00	6	67.7	66.3	62.3	67.7	-	-
19/10/19 15:00	6	68.9	68.1	61.5	68.9	-	-
19/10/19 16:00	3	63.0	59.6	60.4	63.0	-	-
19/10/19 17:00	5	66.4	65.5	59.6	66.4	-	-
19/10/19 18:00	5	67.0	65.9	60.6	67.0	-	-
19/10/19 19:00	2	71.8	70.6	65.9	-	71.8	-
19/10/19 20:00	2	75.5	72.8	64.7	-	75.5	-
19/10/19 21:00	6	75.9	77.0	63.0	-	75.9	-
19/10/19 22:00	2	71.4	70.7	63.1	-	71.4	-
19/10/19 23:00	3	78.0	77.6	67.7	-	-	78.0
20/10/19 0:00	-	66.0	-	67.3	-	-	66.0
20/10/19 1:00	-	65.2	-	66.4	-	-	65.2
20/10/19 2:00	-	62.4	-	63.0	-	-	62.4
20/10/19 3:00	-	63.5	-	63.7	-	-	63.5
20/10/19 4:00	-	63.4	-	63.5	-	-	63.4
20/10/19 5:00	-	65.6	-	66.0	-	-	65.6
20/10/19 6:00	5	66.5	53.5	66.8	-	-	66.5
	91	**70.1**	**69.0**	**64.1**	**66.9**	**74.1**	**70.2**

Location: NDB-Hamm NMT # 4

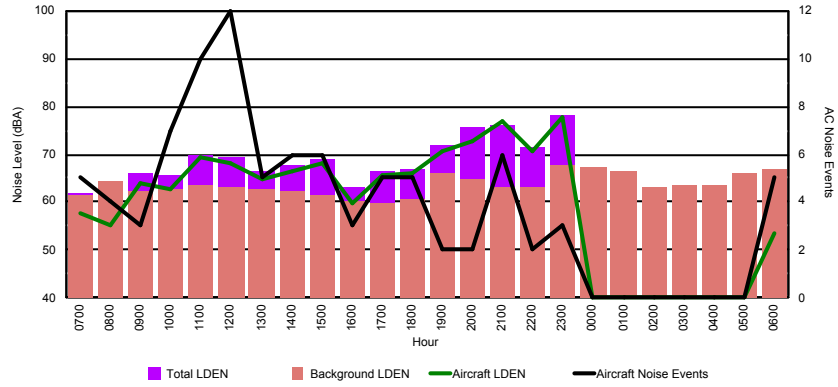

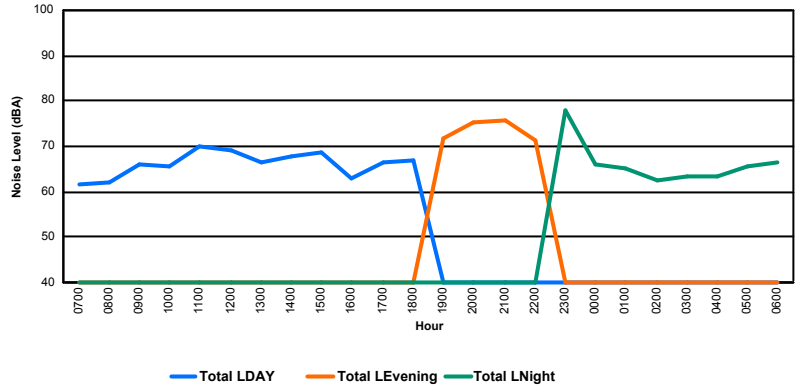

LE GOUVERNEMENT
DU GRAND-DUCHÉ DE LUXEMBOURG
Administration de la navigation aérienne

Luxembourg Airport

Noise Distribution by Hour

Between 20/10/2019 00:00:00 and 20/10/2019 23:59:59 (Local Time)

Day	Aircraft Events	Total LDEN dB (A)	Aircraft LDEN dB(A)	Background LDEN dB(A)	Total LDay dB(A)	Total LEvening dB(A)	Total LNight dB (A)
20/10/19 7:00	2	54.1	53.7	43.9	54.1	-	-
20/10/19 8:00	4	60.0	59.9	45.5	60.0	-	-
20/10/19 9:00	5	58.0	57.5	48.7	58.0	-	-
20/10/19 10:00	5	53.7	52.3	48.2	53.7	-	-
20/10/19 11:00	4	54.1	52.1	49.7	54.1	-	-
20/10/19 12:00	5	56.9	55.9	50.2	56.9	-	-
20/10/19 13:00	5	58.8	56.3	55.4	58.8	-	-
20/10/19 14:00	7	64.1	63.9	51.3	64.1	-	-
20/10/19 15:00	6	59.0	58.5	49.4	59.0	-	-
20/10/19 16:00	9	61.2	60.8	51.3	61.2	-	-
20/10/19 17:00	8	55.1	53.7	49.5	55.1	-	-
20/10/19 18:00	6	53.9	52.2	49.2	53.9	-	-
20/10/19 19:00	4	62.3	61.7	53.5	-	62.3	-
20/10/19 20:00	7	65.3	64.9	54.5	-	65.3	-
20/10/19 21:00	3	62.4	61.8	53.5	-	62.4	-
20/10/19 22:00	16	65.6	65.1	56.6	-	65.6	-
20/10/19 23:00	2	60.7	59.5	54.6	-	-	60.7
21/10/19 0:00	-	49.0	-	49.0	-	-	49.0
21/10/19 1:00	-	45.1	-	45.1	-	-	45.1
21/10/19 2:00	-	47.7	-	47.7	-	-	47.7
21/10/19 3:00	-	52.4	-	52.4	-	-	52.4
21/10/19 4:00	-	53.0	-	53.0	-	-	53.0
21/10/19 5:00	1	66.0	66.6	55.0	-	-	66.0
21/10/19 6:00	-	61.5	-	57.0	-	-	61.5
	99	**60.4**	**59.7**	**52.3**	**58.7**	**64.2**	**59.5**

Location: Roodt/Syr NMT # 1

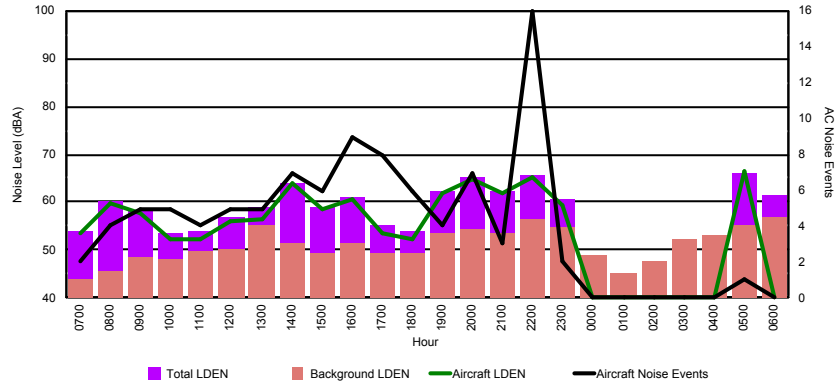

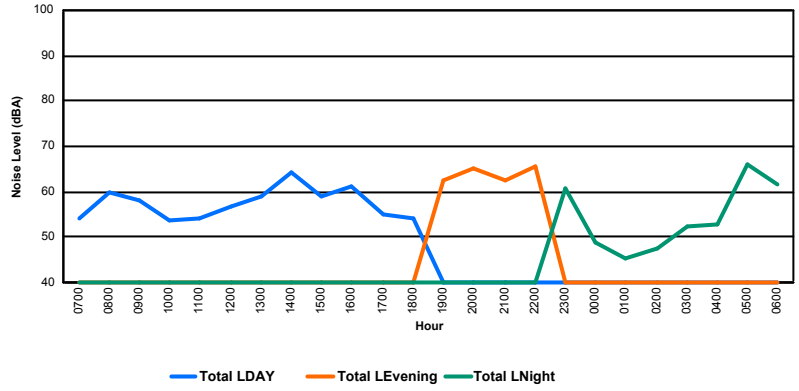

LE GOUVERNEMENT
DU GRAND-DUCHÉ DE LUXEMBOURG
Administration de la navigation aérienne

Luxembourg Airport

Noise Distribution by Hour

Between 20/10/2019 00:00:00 and 20/10/2019 23:59:59 (Local Time)

Day	Aircraft Events	Total LDEN dB (A)	Aircraft LDEN dB(A)	Background LDEN dB(A)	Total LDay dB(A)	Total LEvening dB(A)	Total LNight dB (A)
20/10/19 7:00	3	60.5	60.4	45.3	60.5	-	-
20/10/19 8:00	5	71.9	71.9	50.3	71.9	-	-
20/10/19 9:00	5	69.8	69.7	52.2	69.8	-	-
20/10/19 10:00	4	65.0	64.9	51.0	65.0	-	-
20/10/19 11:00	5	68.1	68.0	52.7	68.1	-	-
20/10/19 12:00	5	68.2	68.1	53.2	68.2	-	-
20/10/19 13:00	6	68.7	68.5	53.1	68.7	-	-
20/10/19 14:00	10	76.3	76.3	56.6	76.3	-	-
20/10/19 15:00	8	70.8	70.6	54.6	70.8	-	-
20/10/19 16:00	9	75.0	75.0	56.4	75.0	-	-
20/10/19 17:00	11	69.2	69.0	55.9	69.2	-	-
20/10/19 18:00	10	67.3	66.9	56.4	67.3	-	-
20/10/19 19:00	3	76.3	76.3	56.7	-	76.3	-
20/10/19 20:00	8	78.4	78.3	60.4	-	78.4	-
20/10/19 21:00	4	73.2	73.1	57.2	-	73.2	-
20/10/19 22:00	15	78.9	78.8	60.4	-	78.9	-
20/10/19 23:00	3	75.1	75.0	59.5	-	-	75.1
21/10/19 0:00	-	55.7	-	55.7	-	-	55.7
21/10/19 1:00	-	55.9	-	55.9	-	-	55.9
21/10/19 2:00	-	57.1	-	57.1	-	-	57.1
21/10/19 3:00	-	60.5	-	60.5	-	-	60.5
21/10/19 4:00	-	60.9	-	60.9	-	-	60.9
21/10/19 5:00	-	62.0	-	62.0	-	-	62.0
21/10/19 6:00	3	78.5	78.1	67.8	-	-	78.5
	117	**72.9**	**72.7**	**58.8**	**71.0**	**77.2**	**71.3**

Location: DVOR NMT # 2

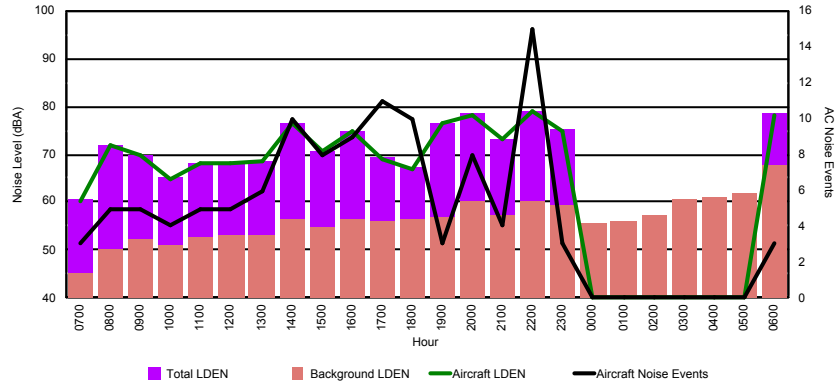

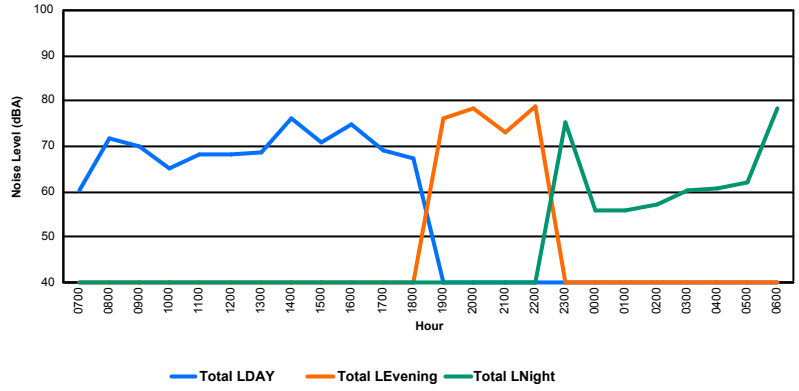

LE GOUVERNEMENT
DU GRAND-DUCHÉ DE LUXEMBOURG
Administration de la navigation aérienne

Luxembourg Airport

Noise Distribution by Hour

Between 20/10/2019 00:00:00 and 20/10/2019 23:59:59 (Local Time)

Day	Aircraft Events	Total LDEN dB (A)	Aircraft LDEN dB(A)	Background LDEN dB(A)	Total LDay dB(A)	Total LEvening dB(A)	Total LNight dB (A)
20/10/19 7:00	4	68.6	68.4	56.1	68.6	-	-
20/10/19 8:00	4	76.5	72.6	74.1	76.5	-	-
20/10/19 9:00	6	76.6	71.2	75.1	76.6	-	-
20/10/19 10:00	9	70.2	70.0	57.3	70.2	-	-
20/10/19 11:00	12	72.6	72.3	60.4	72.6	-	-
20/10/19 12:00	10	73.6	73.5	58.5	73.6	-	-
20/10/19 13:00	9	72.3	72.0	59.4	72.3	-	-
20/10/19 14:00	15	80.8	80.7	61.6	80.8	-	-
20/10/19 15:00	7	75.9	69.0	74.9	75.9	-	-
20/10/19 16:00	7	74.9	70.5	72.9	74.9	-	-
20/10/19 17:00	14	71.1	69.8	65.4	71.1	-	-
20/10/19 18:00	17	73.4	72.7	64.8	73.4	-	-
20/10/19 19:00	9	75.7	75.1	66.7	-	75.7	-
20/10/19 20:00	7	74.3	73.1	68.4	-	74.3	-
20/10/19 21:00	5	82.2	77.3	80.5	-	82.2	-
20/10/19 22:00	9	79.2	78.7	69.1	-	79.2	-
20/10/19 23:00	2	80.1	76.2	77.9	-	-	80.1
21/10/19 0:00	-	58.1	-	58.2	-	-	58.1
21/10/19 1:00	-	58.2	-	58.3	-	-	58.2
21/10/19 2:00	-	58.1	-	58.1	-	-	58.1
21/10/19 3:00	-	57.7	-	57.7	-	-	57.7
21/10/19 4:00	-	60.7	-	60.7	-	-	60.7
21/10/19 5:00	-	61.6	-	61.7	-	-	61.6
21/10/19 6:00	12	85.0	79.1	83.8	-	-	85.0
	158	**76.7**	**73.8**	**73.7**	**75.1**	**78.9**	**77.2**

Location: Mid Runway NMT # 3

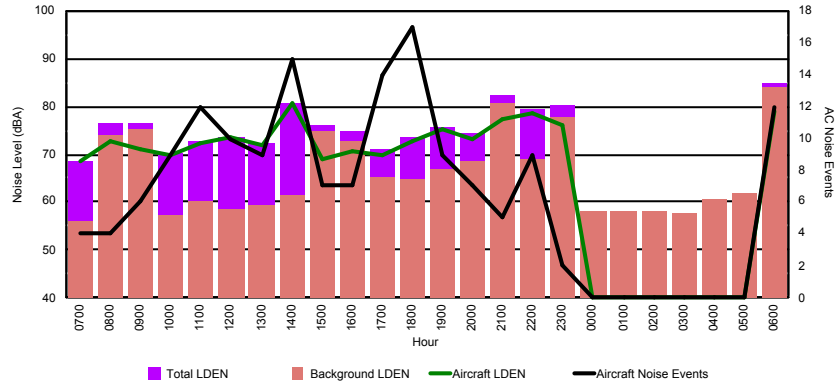

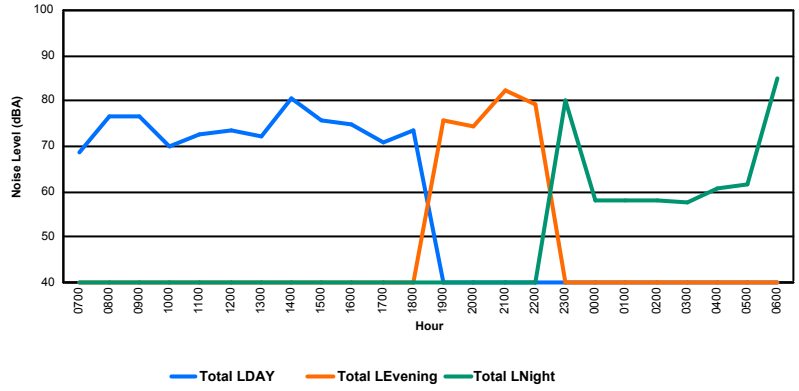

LE GOUVERNEMENT
DU GRAND-DUCHÉ DE LUXEMBOURG
Administration de la navigation aérienne

Luxembourg Airport

Noise Distribution by Hour

Between 20/10/2019 00:00:00 and 20/10/2019 23:59:59 (Local Time)

Day	Aircraft Events	Total LDEN dB (A)	Aircraft LDEN dB(A)	Background LDEN dB(A)	Total LDay dB(A)	Total LEvening dB(A)	Total LNight dB (A)
20/10/19 7:00	2	55.3	46.6	54.9	55.3	-	-
20/10/19 8:00	1	59.2	53.0	59.1	59.2	-	-
20/10/19 9:00	4	73.6	73.4	60.1	73.6	-	-
20/10/19 10:00	5	64.7	63.1	59.9	64.7	-	-
20/10/19 11:00	7	70.4	69.9	60.8	70.4	-	-
20/10/19 12:00	8	69.1	68.2	61.9	69.1	-	-
20/10/19 13:00	5	67.6	66.4	61.6	67.6	-	-
20/10/19 14:00	9	67.6	66.3	62.2	67.6	-	-
20/10/19 15:00	4	63.8	60.3	61.3	63.8	-	-
20/10/19 16:00	5	67.9	66.8	61.5	67.9	-	-
20/10/19 17:00	9	68.1	67.0	61.7	68.1	-	-
20/10/19 18:00	13	70.2	69.6	61.2	70.2	-	-
20/10/19 19:00	7	75.4	75.0	65.0	-	75.4	-
20/10/19 20:00	2	66.1	63.1	63.1	-	66.1	-
20/10/19 21:00	6	74.8	74.4	64.2	-	74.8	-
20/10/19 22:00	1	73.8	73.3	63.5	-	73.8	-
20/10/19 23:00	1	75.0	74.1	67.5	-	-	75.0
21/10/19 0:00	-	65.3	-	66.2	-	-	65.3
21/10/19 1:00	-	64.8	-	65.5	-	-	64.8
21/10/19 2:00	-	63.9	-	64.6	-	-	63.9
21/10/19 3:00	-	66.2	-	66.7	-	-	66.2
21/10/19 4:00	-	68.0	-	69.0	-	-	68.0
21/10/19 5:00	-	71.0	-	72.5	-	-	71.0
21/10/19 6:00	16	77.0	76.0	80.8	-	-	77.0
	105	**70.8**	**69.6**	**69.0**	**68.4**	**73.7**	**71.5**

Location: NDB-Hamm NMT # 4

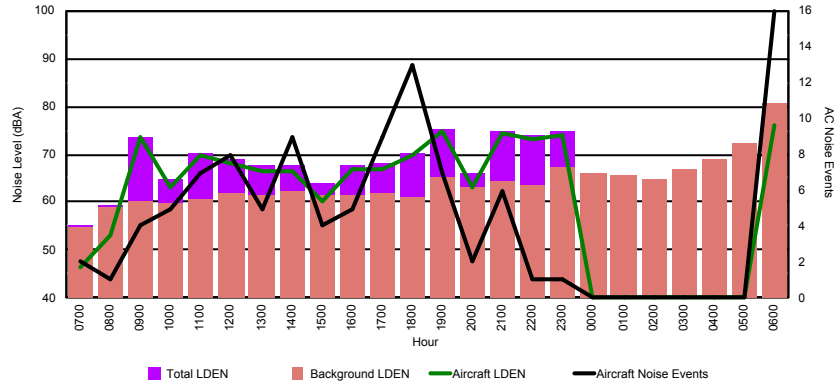

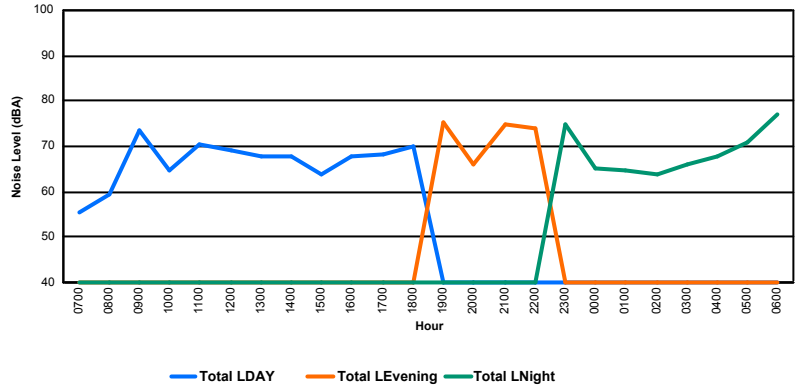

LE GOUVERNEMENT
DU GRAND-DUCHÉ DE LUXEMBOURG
Administration de la navigation aérienne

Luxembourg Airport

Noise Distribution by Hour

Between 21/10/2019 00:00:00 and 21/10/2019 23:59:59 (Local Time)

Day	Aircraft Events	Total LDEN dB (A)	Aircraft LDEN dB(A)	Background LDEN dB(A)	Total LDay dB(A)	Total LEvening dB(A)	Total LNight dB (A)
21/10/19 7:00	1	55.6	55.1	46.0	55.6	-	-
21/10/19 8:00	5	61.5	61.3	48.4	61.5	-	-
21/10/19 9:00	8	56.6	55.2	51.3	56.6	-	-
21/10/19 10:00	11	60.2	58.6	55.4	60.2	-	-
21/10/19 11:00	5	56.3	52.2	54.4	56.3	-	-
21/10/19 12:00	5	59.4	58.2	53.6	59.4	-	-
21/10/19 13:00	3	58.0	56.4	53.2	58.0	-	-
21/10/19 14:00	8	59.2	57.6	54.3	59.2	-	-
21/10/19 15:00	9	57.6	55.6	53.4	57.6	-	-
21/10/19 16:00	9	59.9	58.5	54.7	59.9	-	-
21/10/19 17:00	4	54.6	52.5	50.6	54.6	-	-
21/10/19 18:00	12	56.8	55.3	51.8	56.8	-	-
21/10/19 19:00	2	61.5	61.1	51.0	-	61.5	-
21/10/19 20:00	8	62.2	61.6	53.7	-	62.2	-
21/10/19 21:00	7	63.4	62.9	54.2	-	63.4	-
21/10/19 22:00	16	63.0	62.2	55.5	-	63.0	-
21/10/19 23:00	2	67.8	67.1	59.6	-	-	67.8
22/10/19 0:00	1	64.0	63.8	49.7	-	-	64.0
22/10/19 1:00	1	63.3	63.2	45.6	-	-	63.3
22/10/19 2:00	-	50.2	-	-	-	-	50.2
22/10/19 3:00	-	56.1	-	-	-	-	56.1
22/10/19 4:00	1	54.5	52.3	50.5	-	-	54.5
22/10/19 5:00	-	61.0	-	61.0	-	-	61.0
22/10/19 6:00	1	66.3	65.9	55.2	-	-	66.3
	119	**61.3**	**60.4**	**54.0**	**58.4**	**62.6**	**63.3**

Location: Roodt/Syr NMT # 1

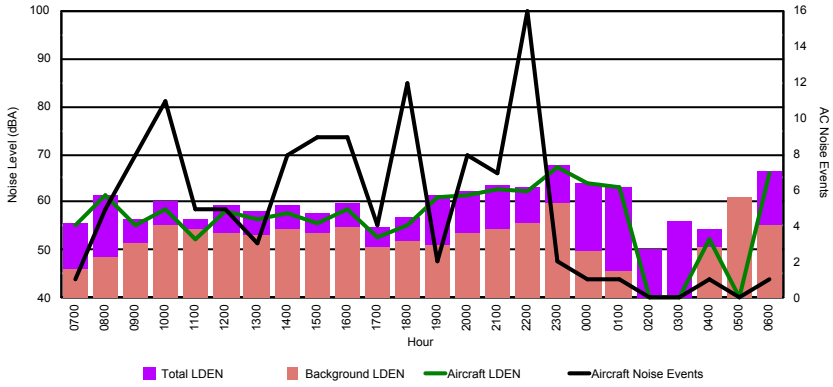

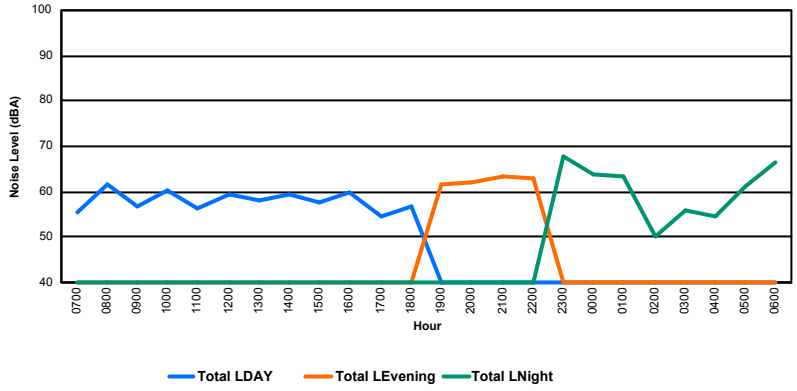

LE GOUVERNEMENT
DU GRAND-DUCHÉ DE LUXEMBOURG
Administration de la navigation aérienne

Luxembourg Airport

Noise Distribution by Hour

Between 21/10/2019 00:00:00 and 21/10/2019 23:59:59 (Local Time)

Day	Aircraft Events	Total LDEN dB (A)	Aircraft LDEN dB(A)	Background LDEN dB(A)	Total LDay dB(A)	Total LEvening dB(A)	Total LNight dB (A)
21/10/19 7:00	4	66.9	66.5	57.8	66.9	-	-
21/10/19 8:00	5	74.9	74.8	58.0	74.9	-	-
21/10/19 9:00	8	69.2	68.9	58.2	69.2	-	-
21/10/19 10:00	12	72.1	71.9	57.8	72.1	-	-
21/10/19 11:00	6	66.4	65.8	57.9	66.4	-	-
21/10/19 12:00	5	70.8	70.6	57.0	70.8	-	-
21/10/19 13:00	2	66.5	66.1	56.0	66.5	-	-
21/10/19 14:00	9	74.4	74.3	56.9	74.4	-	-
21/10/19 15:00	9	68.9	68.6	57.2	68.9	-	-
21/10/19 16:00	8	72.3	72.2	57.0	72.3	-	-
21/10/19 17:00	7	66.4	66.1	56.2	66.4	-	-
21/10/19 18:00	13	69.0	68.7	57.7	69.0	-	-
21/10/19 19:00	2	75.2	75.1	60.6	-	75.2	-
21/10/19 20:00	12	75.1	75.0	60.4	-	75.1	-
21/10/19 21:00	7	76.7	76.6	59.5	-	76.7	-
21/10/19 22:00	15	75.6	75.5	59.3	-	75.6	-
21/10/19 23:00	2	81.7	81.6	65.9	-	-	81.7
22/10/19 0:00	1	78.8	78.7	59.6	-	-	78.8
22/10/19 1:00	1	75.0	74.9	55.2	-	-	75.0
22/10/19 2:00	1	59.0	56.3	55.8	-	-	59.0
22/10/19 3:00	-	55.3	-	55.3	-	-	55.3
22/10/19 4:00	1	66.5	65.9	57.7	-	-	66.5
22/10/19 5:00	-	61.9	-	61.9	-	-	61.9
22/10/19 6:00	2	83.1	82.9	67.7	-	-	83.1
	132	**75.0**	**74.9**	**60.1**	**70.8**	**75.7**	**77.7**

Location: DVOR NMT # 2

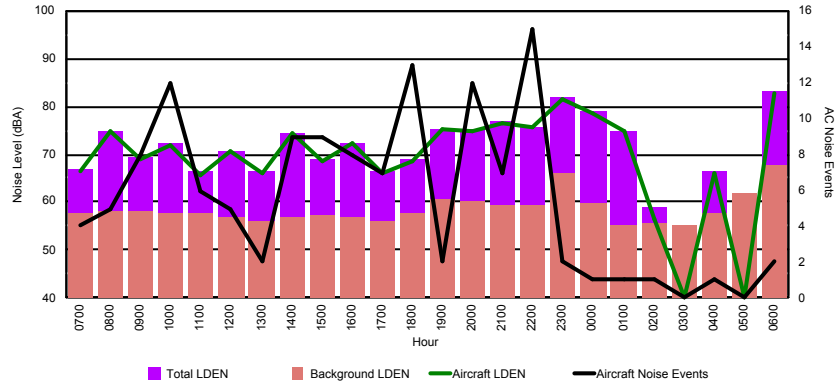

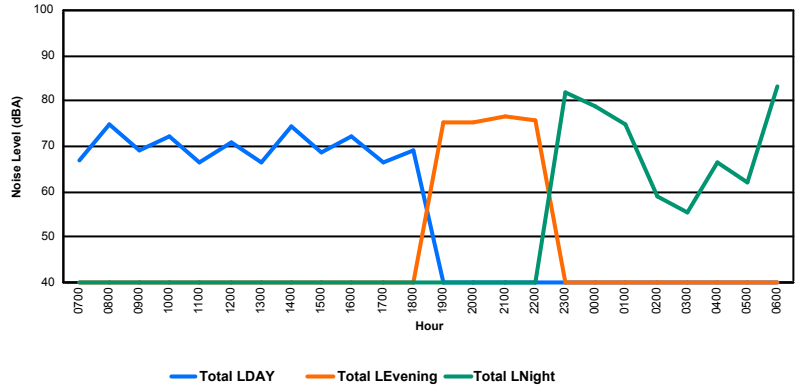

LE GOUVERNEMENT
DU GRAND-DUCHÉ DE LUXEMBOURG
Administration de la navigation aérienne

Luxembourg Airport

Noise Distribution by Hour

Between 21/10/2019 00:00:00 and 21/10/2019 23:59:59 (Local Time)

Day	Aircraft Events	Total LDEN dB (A)	Aircraft LDEN dB(A)	Background LDEN dB(A)	Total LDay dB(A)	Total LEvening dB(A)	Total LNight dB (A)
21/10/19 7:00	6	70.3	70.1	57.4	70.3	-	-
21/10/19 8:00	3	68.9	64.8	66.8	68.9	-	-
21/10/19 9:00	7	68.8	67.1	64.0	68.8	-	-
21/10/19 10:00	8	74.8	67.4	73.9	74.8	-	-
21/10/19 11:00	8	68.5	67.9	59.8	68.5	-	-
21/10/19 12:00	6	75.7	65.9	75.2	75.7	-	-
21/10/19 13:00	7	65.7	65.1	56.8	65.7	-	-
21/10/19 14:00	6	66.4	63.3	63.4	66.4	-	-
21/10/19 15:00	4	68.6	66.7	64.1	68.6	-	-
21/10/19 16:00	12	70.1	69.0	63.4	70.1	-	-
21/10/19 17:00	11	67.0	66.4	57.8	67.0	-	-
21/10/19 18:00	18	71.2	70.5	63.5	71.2	-	-
21/10/19 19:00	10	75.8	75.6	62.0	-	75.8	-
21/10/19 20:00	5	72.3	68.1	70.3	-	72.3	-
21/10/19 21:00	7	77.3	72.0	75.8	-	77.3	-
21/10/19 22:00	4	72.7	68.9	70.6	-	72.7	-
21/10/19 23:00	3	84.8	77.4	83.9	-	-	84.8
22/10/19 0:00	-	67.7	-	67.7	-	-	67.7
22/10/19 1:00	-	62.9	-	62.9	-	-	62.9
22/10/19 2:00	1	64.6	41.0	64.6	-	-	64.6
22/10/19 3:00	-	60.1	-	60.1	-	-	60.1
22/10/19 4:00	-	61.8	-	61.9	-	-	61.8
22/10/19 5:00	-	61.9	-	61.9	-	-	61.9
22/10/19 6:00	10	80.1	79.1	73.9	-	-	80.1
	136	**74.6**	**70.5**	**72.5**	**70.8**	**75.0**	**77.2**

Location: Mid Runway NMT # 3

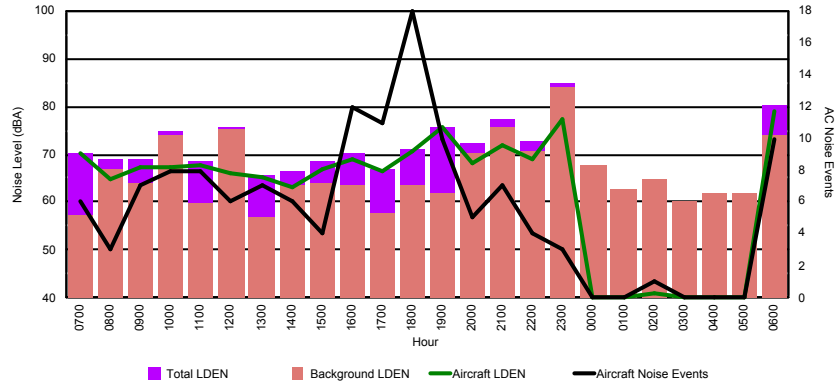

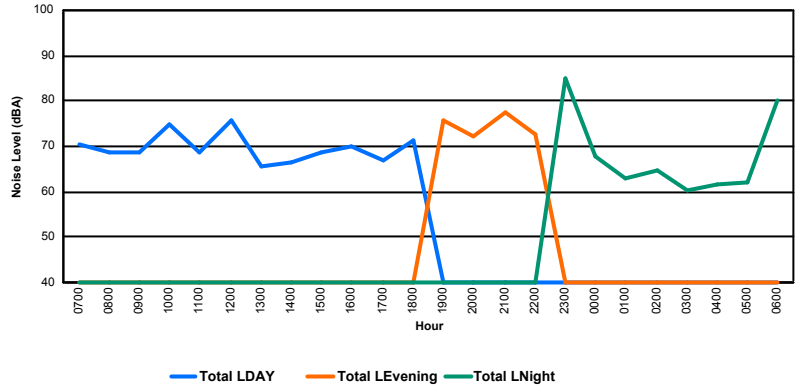

LE GOUVERNEMENT
DU GRAND-DUCHÉ DE LUXEMBOURG
Administration de la navigation aérienne

Luxembourg Airport

Noise Distribution by Hour

Between 21/10/2019 00:00:00 and 21/10/2019 23:59:59 (Local Time)

Day	Aircraft Events	Total LDEN dB (A)	Aircraft LDEN dB(A)	Background LDEN dB(A)	Total LDay dB(A)	Total LEvening dB(A)	Total LNight dB (A)
21/10/19 7:00	8	70.1	69.2	69.6	70.1	-	-
21/10/19 8:00	6	68.2	65.9	67.9	68.2	-	-
21/10/19 9:00	7	67.1	64.7	64.7	67.1	-	-
21/10/19 10:00	10	65.5	62.5	63.2	65.5	-	-
21/10/19 11:00	10	67.2	65.6	62.4	67.2	-	-
21/10/19 12:00	6	64.9	61.6	62.5	64.9	-	-
21/10/19 13:00	4	67.6	66.0	62.8	67.6	-	-
21/10/19 14:00	6	64.9	61.0	63.0	64.9	-	-
21/10/19 15:00	7	65.8	63.3	62.9	65.8	-	-
21/10/19 16:00	10	65.6	63.4	62.0	65.6	-	-
21/10/19 17:00	10	66.7	65.3	61.6	66.7	-	-
21/10/19 18:00	10	68.4	67.5	61.2	68.4	-	-
21/10/19 19:00	10	73.0	72.2	66.0	-	73.0	-
21/10/19 20:00	3	69.6	67.4	65.6	-	69.6	-
21/10/19 21:00	8	70.7	69.6	64.5	-	70.7	-
21/10/19 22:00	2	67.8	65.9	63.3	-	67.8	-
21/10/19 23:00	3	79.7	79.5	67.2	-	-	79.7
22/10/19 0:00	-	65.3	-	66.3	-	-	65.3
22/10/19 1:00	-	63.0	-	63.6	-	-	63.0
22/10/19 2:00	-	71.1	-	-	-	-	71.1
22/10/19 3:00	-	65.5	-	-	-	-	65.5
22/10/19 4:00	-	67.5	-	68.5	-	-	67.5
22/10/19 5:00	-	70.7	-	72.2	-	-	70.7
22/10/19 6:00	11	79.5	78.7	76.2	-	-	79.5
	131	**71.4**	**70.0**	**67.1**	**67.1**	**70.7**	**74.4**

Location: NDB-Hamm NMT # 4

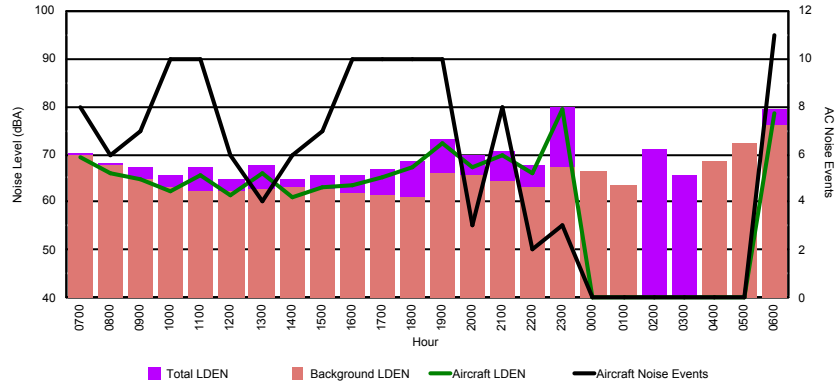

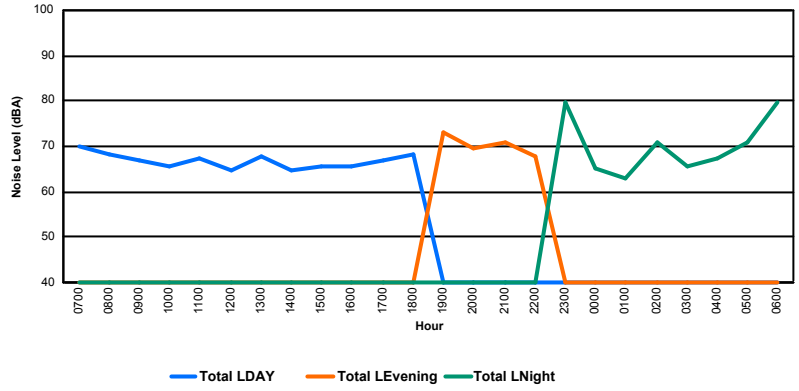

LE GOUVERNEMENT
DU GRAND-DUCHÉ DE LUXEMBOURG
Administration de la navigation aérienne

Luxembourg Airport

Noise Distribution by Hour

Between 22/10/2019 00:00:00 and 22/10/2019 23:59:59 (Local Time)

Day	Aircraft Events	Total LDEN dB (A)	Aircraft LDEN dB(A)	Background LDEN dB(A)	Total LDay dB(A)	Total LEvening dB(A)	Total LNight dB (A)
22/10/19 7:00	2	52.3	45.5	51.4	52.3	-	-
22/10/19 8:00	4	59.6	59.2	48.5	59.6	-	-
22/10/19 9:00	10	56.5	55.1	51.2	56.5	-	-
22/10/19 10:00	10	55.9	53.9	52.0	55.9	-	-
22/10/19 11:00	8	59.7	59.0	51.1	59.7	-	-
22/10/19 12:00	4	54.8	54.1	46.9	54.8	-	-
22/10/19 13:00	3	54.9	51.4	52.4	54.9	-	-
22/10/19 14:00	7	59.1	58.1	52.5	59.1	-	-
22/10/19 15:00	-	46.0	-	46.0	46.0	-	-
22/10/19 16:00	5	60.3	60.0	48.9	60.3	-	-
22/10/19 17:00	1	49.2	46.3	46.0	49.2	-	-
22/10/19 18:00	4	54.6	53.0	49.7	54.6	-	-
22/10/19 19:00	1	54.5	49.4	52.9	-	54.5	-
22/10/19 20:00	1	52.5	46.6	51.2	-	52.5	-
22/10/19 21:00	3	62.9	62.3	53.8	-	62.9	-
22/10/19 22:00	3	66.3	66.2	49.8	-	66.3	-
22/10/19 23:00	2	68.7	68.6	53.8	-	-	68.7
23/10/19 0:00	1	66.6	66.5	47.6	-	-	66.6
23/10/19 1:00	-	46.8	-	46.8	-	-	46.8
23/10/19 2:00	-	58.3	-	58.3	-	-	58.3
23/10/19 3:00	-	46.6	-	46.6	-	-	46.6
23/10/19 4:00	-	50.8	-	50.8	-	-	50.8
23/10/19 5:00	-	58.1	-	58.2	-	-	58.1
23/10/19 6:00	4	62.5	60.9	57.6	-	-	62.5
	73	**60.6**	**59.9**	**52.6**	**56.8**	**62.2**	**62.8**

Location: Roodt/Syr NMT # 1

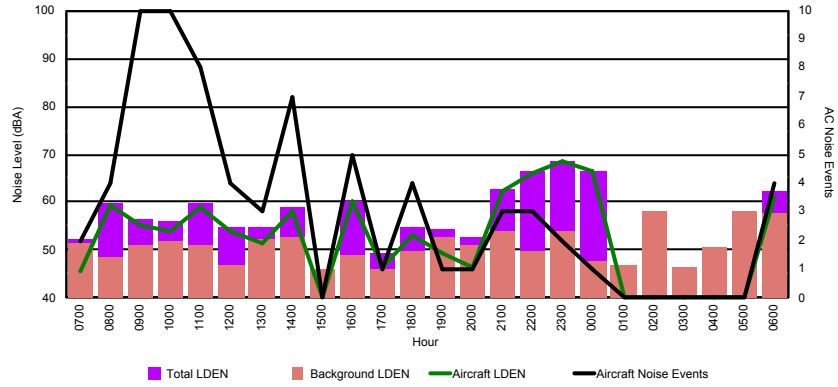

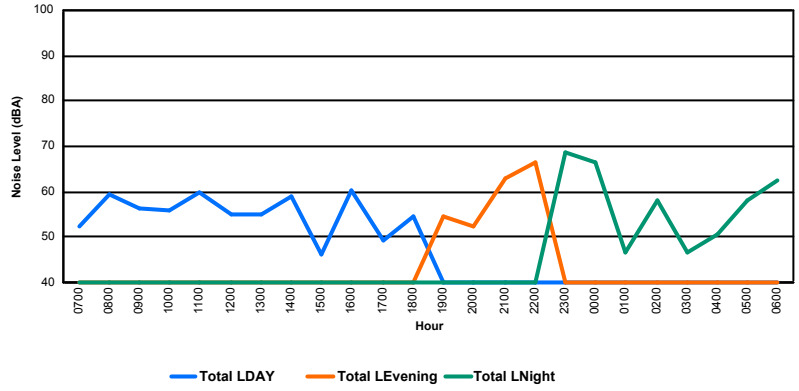

LE GOUVERNEMENT
DU GRAND-DUCHÉ DE LUXEMBOURG
Administration de la navigation aérienne

Luxembourg Airport

Noise Distribution by Hour

Between 22/10/2019 00:00:00 and 22/10/2019 23:59:59 (Local Time)

Day	Aircraft Events	Total LDEN dB (A)	Aircraft LDEN dB(A)	Background LDEN dB(A)	Total LDay dB(A)	Total LEvening dB(A)	Total LNight dB (A)
22/10/19 7:00	2	59.9	57.9	55.8	59.9	-	-
22/10/19 8:00	6	73.2	73.1	55.7	73.2	-	-
22/10/19 9:00	8	66.9	66.7	54.8	66.9	-	-
22/10/19 10:00	10	67.6	67.4	53.0	67.6	-	-
22/10/19 11:00	9	72.5	72.4	51.2	72.5	-	-
22/10/19 12:00	4	68.3	68.3	49.4	68.3	-	-
22/10/19 13:00	3	65.2	65.0	50.6	65.2	-	-
22/10/19 14:00	13	67.8	67.7	52.1	67.8	-	-
22/10/19 15:00	3	58.7	57.9	50.8	58.7	-	-
22/10/19 16:00	9	70.6	70.6	52.6	70.6	-	-
22/10/19 17:00	5	59.4	58.8	50.6	59.4	-	-
22/10/19 18:00	10	63.7	63.4	52.7	63.7	-	-
22/10/19 19:00	8	66.1	65.5	57.2	-	66.1	-
22/10/19 20:00	4	60.9	59.5	55.5	-	60.9	-
22/10/19 21:00	4	70.2	70.1	56.3	-	70.2	-
22/10/19 22:00	3	75.4	75.3	54.5	-	75.4	-
22/10/19 23:00	2	77.1	77.0	57.4	-	-	77.1
23/10/19 0:00	1	75.8	75.7	54.2	-	-	75.8
23/10/19 1:00	-	53.3	-	53.3	-	-	53.3
23/10/19 2:00	-	55.3	-	55.3	-	-	55.3
23/10/19 3:00	-	54.2	-	54.2	-	-	54.2
23/10/19 4:00	-	56.3	-	56.3	-	-	56.3
23/10/19 5:00	-	60.7	-	60.7	-	-	60.7
23/10/19 6:00	9	72.7	72.2	63.3	-	-	72.7
	113	**70.0**	**69.9**	**55.9**	**68.3**	**71.0**	**71.4**

Location: DVOR NMT # 2

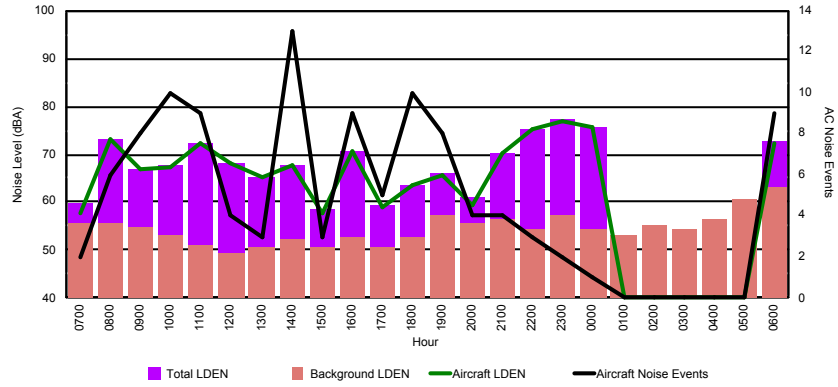

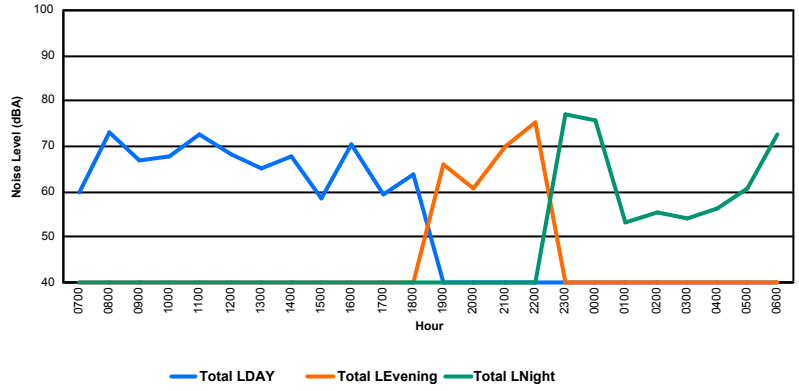

LE GOUVERNEMENT
DU GRAND-DUCHÉ DE LUXEMBOURG
Administration de la navigation aérienne

Luxembourg Airport

Noise Distribution by Hour

Between 22/10/2019 00:00:00 and 22/10/2019 23:59:59 (Local Time)

Day	Aircraft Events	Total LDEN dB (A)	Aircraft LDEN dB(A)	Background LDEN dB(A)	Total LDay dB(A)	Total LEvening dB(A)	Total LNight dB (A)
22/10/19 7:00	4	64.8	62.4	61.5	64.8	-	-
22/10/19 8:00	4	68.9	68.4	60.2	68.9	-	-
22/10/19 9:00	5	68.0	64.9	65.2	68.0	-	-
22/10/19 10:00	10	72.8	70.3	69.2	72.8	-	-
22/10/19 11:00	18	74.0	73.7	62.6	74.0	-	-
22/10/19 12:00	6	67.7	63.7	65.6	67.7	-	-
22/10/19 13:00	5	70.7	54.2	70.6	70.7	-	-
22/10/19 14:00	15	69.8	69.4	58.9	69.8	-	-
22/10/19 15:00	14	64.8	64.1	57.0	64.8	-	-
22/10/19 16:00	11	71.1	71.0	57.4	71.1	-	-
22/10/19 17:00	8	66.4	66.4	58.2	66.4	-	-
22/10/19 18:00	18	73.4	73.0	60.9	73.4	-	-
22/10/19 19:00	8	71.4	70.4	64.8	-	71.4	-
22/10/19 20:00	4	66.8	64.4	63.3	-	66.8	-
22/10/19 21:00	4	74.6	74.1	65.7	-	74.6	-
22/10/19 22:00	6	76.6	76.4	63.3	-	76.6	-
22/10/19 23:00	2	77.2	76.7	67.4	-	-	77.2
23/10/19 0:00	1	75.1	74.9	61.3	-	-	75.1
23/10/19 1:00	-	63.6	-	63.7	-	-	63.6
23/10/19 2:00	-	60.1	-	60.1	-	-	60.1
23/10/19 3:00	-	59.0	-	59.0	-	-	59.0
23/10/19 4:00	-	59.5	-	59.5	-	-	59.5
23/10/19 5:00	-	62.9	-	63.0	-	-	62.9
23/10/19 6:00	10	77.1	75.7	72.1	-	-	77.1
	153	**71.8**	**70.9**	**65.0**	**70.4**	**73.7**	**72.5**

Location: Mid Runway NMT # 3

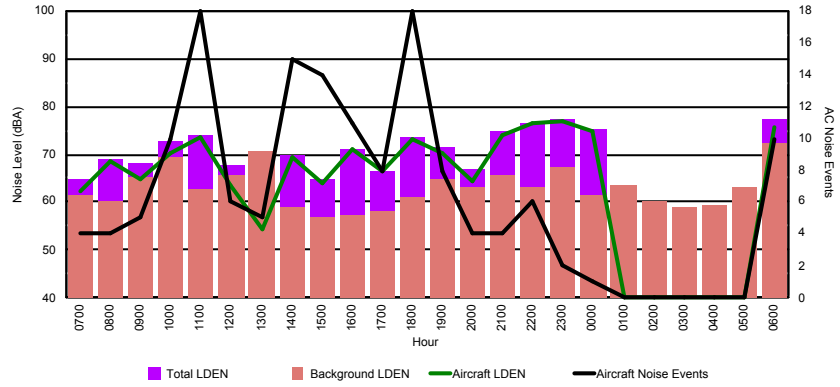

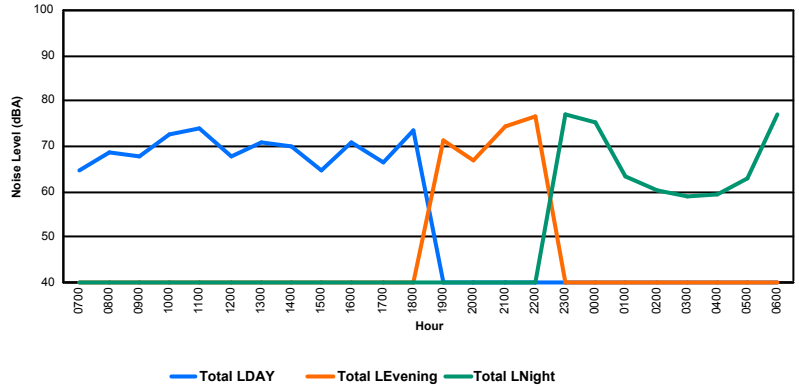

LE GOUVERNEMENT
DU GRAND-DUCHÉ DE LUXEMBOURG
Administration de la navigation aérienne

Luxembourg Airport

Noise Distribution by Hour

Between 22/10/2019 00:00:00 and 22/10/2019 23:59:59 (Local Time)

Day	Aircraft Events	Total LDEN dB (A)	Aircraft LDEN dB(A)	Background LDEN dB(A)	Total LDay dB(A)	Total LEvening dB(A)	Total LNight dB (A)
22/10/19 7:00	7	66.5	64.3	66.3	66.5	-	-
22/10/19 8:00	7	66.3	63.9	68.1	66.3	-	-
22/10/19 9:00	4	64.8	59.7	64.2	64.8	-	-
22/10/19 10:00	11	68.2	66.4	64.4	68.2	-	-
22/10/19 11:00	14	70.4	69.8	63.5	70.4	-	-
22/10/19 12:00	7	63.8	60.3	61.4	63.8	-	-
22/10/19 13:00	8	65.4	62.7	62.5	65.4	-	-
22/10/19 14:00	7	66.6	64.7	62.5	66.6	-	-
22/10/19 15:00	12	64.9	61.4	62.5	64.9	-	-
22/10/19 16:00	8	67.4	65.8	62.6	67.4	-	-
22/10/19 17:00	10	68.3	67.2	61.8	68.3	-	-
22/10/19 18:00	20	71.2	70.6	62.2	71.2	-	-
22/10/19 19:00	8	71.1	69.4	66.6	-	71.1	-
22/10/19 20:00	6	72.3	71.5	65.1	-	72.3	-
22/10/19 21:00	7	72.2	71.1	65.9	-	72.2	-
22/10/19 22:00	16	73.1	72.4	65.8	-	73.1	-
22/10/19 23:00	-	68.3	-	68.4	-	-	68.3
23/10/19 0:00	-	66.0	-	66.9	-	-	66.0
23/10/19 1:00	1	71.4	70.6	64.2	-	-	71.4
23/10/19 2:00	-	64.6	-	65.3	-	-	64.6
23/10/19 3:00	-	65.5	-	65.8	-	-	65.5
23/10/19 4:00	-	66.9	-	67.5	-	-	66.9
23/10/19 5:00	-	70.7	-	72.0	-	-	70.7
23/10/19 6:00	2	76.2	72.6	76.6	-	-	76.2
	155	**69.7**	**67.4**	**67.5**	**67.6**	**72.2**	**70.5**

Location: NDB-Hamm NMT # 4

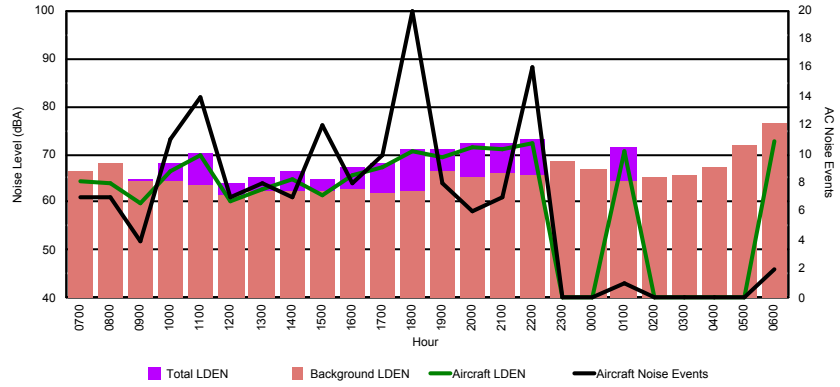

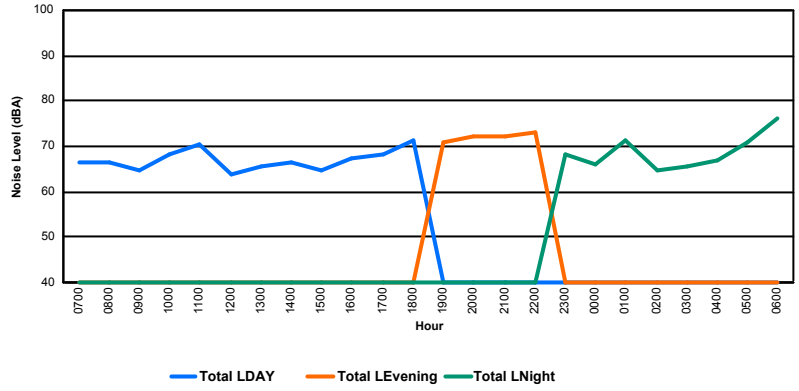

LE GOUVERNEMENT
DU GRAND-DUCHÉ DE LUXEMBOURG
Administration de la navigation aérienne

Luxembourg Airport

Noise Distribution by Hour

Between 23/10/2019 00:00:00 and 23/10/2019 23:59:59 (Local Time)

Day	Aircraft Events	Total LDEN dB (A)	Aircraft LDEN dB(A)	Background LDEN dB(A)	Total LDay dB(A)	Total LEvening dB(A)	Total LNight dB (A)
23/10/19 7:00	5	56.5	55.9	47.1	56.5	-	-
23/10/19 8:00	4	50.4	46.5	48.3	50.4	-	-
23/10/19 9:00	1	50.2	45.2	48.6	50.2	-	-
23/10/19 10:00	3	59.4	58.1	53.8	59.4	-	-
23/10/19 11:00	4	56.7	55.6	50.2	56.7	-	-
23/10/19 12:00	3	56.6	54.6	52.4	56.6	-	-
23/10/19 13:00	-	49.5	-	49.5	49.5	-	-
23/10/19 14:00	3	55.3	53.8	50.6	55.3	-	-
23/10/19 15:00	1	57.9	57.4	47.3	57.9	-	-
23/10/19 16:00	3	57.4	56.9	48.0	57.4	-	-
23/10/19 17:00	4	53.3	51.4	49.0	53.3	-	-
23/10/19 18:00	6	56.8	55.8	50.0	56.8	-	-
23/10/19 19:00	3	65.0	64.7	53.8	-	65.0	-
23/10/19 20:00	1	54.2	48.1	53.0	-	54.2	-
23/10/19 21:00	4	60.9	60.3	53.0	-	60.9	-
23/10/19 22:00	5	66.7	66.5	54.4	-	66.7	-
23/10/19 23:00	-	49.1	-	49.1	-	-	49.1
24/10/19 0:00	-	47.7	-	47.7	-	-	47.7
24/10/19 1:00	-	48.3	-	48.3	-	-	48.3
24/10/19 2:00	-	45.5	-	45.5	-	-	45.5
24/10/19 3:00	-	44.3	-	44.3	-	-	44.3
24/10/19 4:00	-	48.8	-	48.8	-	-	48.8
24/10/19 5:00	-	55.0	-	55.0	-	-	55.0
24/10/19 6:00	1	65.0	64.7	52.0	-	-	65.0
	51	**58.7**	**58.0**	**50.9**	**56.0**	**63.7**	**56.8**

Location: Roodt/Syr NMT # 1

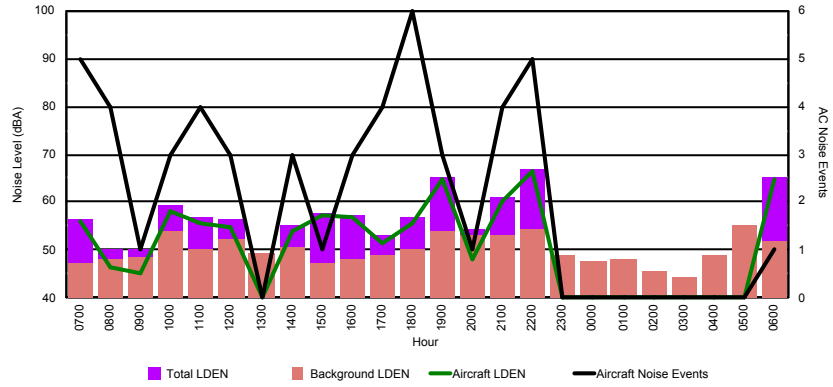

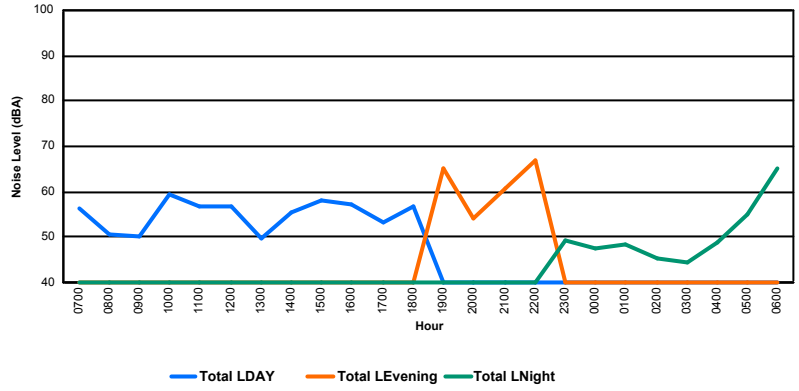

LE GOUVERNEMENT
DU GRAND-DUCHÉ DE LUXEMBOURG
Administration de la navigation aérienne

Luxembourg Airport

Noise Distribution by Hour

Between 23/10/2019 00:00:00 and 23/10/2019 23:59:59 (Local Time)

Day	Aircraft Events	Total LDEN dB (A)	Aircraft LDEN dB(A)	Background LDEN dB(A)	Total LDay dB(A)	Total LEvening dB(A)	Total LNight dB (A)
23/10/19 7:00	9	64.7	64.4	53.8	64.7	-	-
23/10/19 8:00	5	60.0	59.2	52.7	60.0	-	-
23/10/19 9:00	5	60.5	59.6	53.4	60.5	-	-
23/10/19 10:00	10	66.9	66.8	52.5	66.9	-	-
23/10/19 11:00	10	65.0	64.7	52.7	65.0	-	-
23/10/19 12:00	6	63.4	63.1	52.1	63.4	-	-
23/10/19 13:00	6	62.2	61.7	52.2	62.2	-	-
23/10/19 14:00	8	63.8	63.5	52.6	63.8	-	-
23/10/19 15:00	5	71.1	71.0	52.3	71.1	-	-
23/10/19 16:00	5	59.5	58.3	53.5	59.5	-	-
23/10/19 17:00	5	62.1	61.5	53.5	62.1	-	-
23/10/19 18:00	13	65.9	65.6	54.1	65.9	-	-
23/10/19 19:00	10	75.8	75.8	58.3	-	75.8	-
23/10/19 20:00	2	61.8	60.6	55.6	-	61.8	-
23/10/19 21:00	7	70.4	70.3	55.3	-	70.4	-
23/10/19 22:00	6	76.3	76.3	54.1	-	76.3	-
23/10/19 23:00	-	57.4	-	57.4	-	-	57.4
24/10/19 0:00	-	54.5	-	54.5	-	-	54.5
24/10/19 1:00	-	53.4	-	53.4	-	-	53.4
24/10/19 2:00	-	56.4	-	56.4	-	-	56.4
24/10/19 3:00	-	55.3	-	55.3	-	-	55.3
24/10/19 4:00	-	55.5	-	55.5	-	-	55.5
24/10/19 5:00	-	59.8	-	59.8	-	-	59.8
24/10/19 6:00	2	77.3	77.0	63.9	-	-	77.3
	114	**69.0**	**68.7**	**56.0**	**65.1**	**73.7**	**68.5**

Location: DVOR NMT # 2

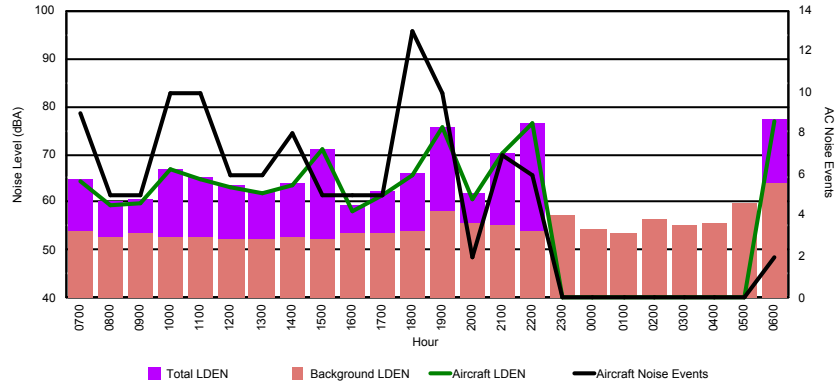

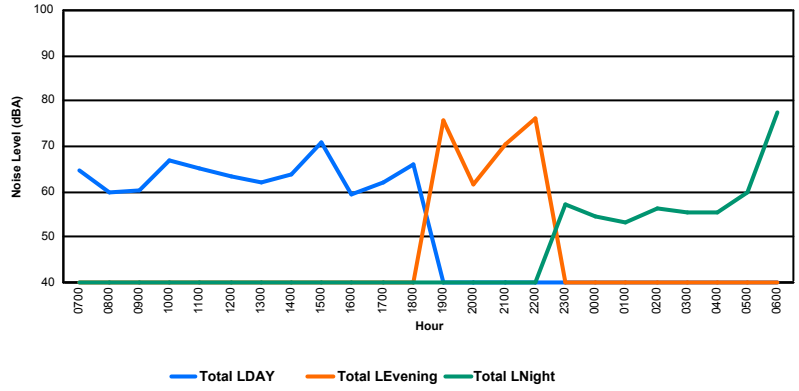

LE GOUVERNEMENT
DU GRAND-DUCHÉ DE LUXEMBOURG
Administration de la navigation aérienne

Luxembourg Airport

Noise Distribution by Hour

Between 23/10/2019 00:00:00 and 23/10/2019 23:59:59 (Local Time)

Day	Aircraft Events	Total LDEN dB (A)	Aircraft LDEN dB(A)	Background LDEN dB(A)	Total LDay dB(A)	Total LEvening dB(A)	Total LNight dB (A)
23/10/19 7:00	9	68.0	67.6	58.5	68.0	-	-
23/10/19 8:00	9	66.0	65.1	59.3	66.0	-	-
23/10/19 9:00	9	67.3	66.1	61.0	67.3	-	-
23/10/19 10:00	12	70.5	70.3	58.2	70.5	-	-
23/10/19 11:00	9	68.9	68.1	61.3	68.9	-	-
23/10/19 12:00	7	68.7	67.9	61.2	68.7	-	-
23/10/19 13:00	6	66.4	66.0	55.6	66.4	-	-
23/10/19 14:00	12	66.1	65.5	57.0	66.1	-	-
23/10/19 15:00	13	71.7	71.5	56.8	71.7	-	-
23/10/19 16:00	12	65.8	65.4	55.3	65.8	-	-
23/10/19 17:00	7	67.7	67.0	59.6	67.7	-	-
23/10/19 18:00	18	72.6	72.3	60.8	72.6	-	-
23/10/19 19:00	8	74.9	74.5	63.7	-	74.9	-
23/10/19 20:00	2	66.2	63.1	63.2	-	66.2	-
23/10/19 21:00	7	73.9	73.3	65.0	-	73.9	-
23/10/19 22:00	10	78.0	77.7	66.5	-	78.0	-
23/10/19 23:00	-	70.3	-	70.3	-	-	70.3
24/10/19 0:00	-	58.2	-	58.2	-	-	58.2
24/10/19 1:00	-	56.0	-	56.0	-	-	56.0
24/10/19 2:00	1	68.5	68.2	55.9	-	-	68.5
24/10/19 3:00	-	59.1	-	59.1	-	-	59.1
24/10/19 4:00	-	59.5	-	59.5	-	-	59.5
24/10/19 5:00	-	60.6	-	60.6	-	-	60.6
24/10/19 6:00	13	86.0	85.9	65.7	-	-	86.0
	164	**74.2**	**73.9**	**62.3**	**68.9**	**74.9**	**77.2**

Location: Mid Runway NMT # 3

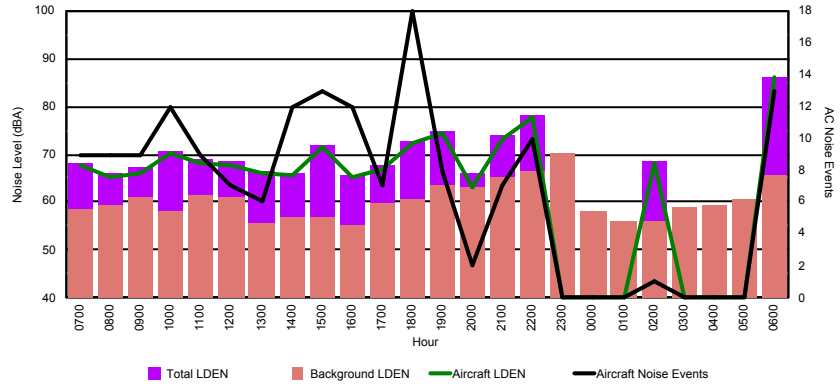

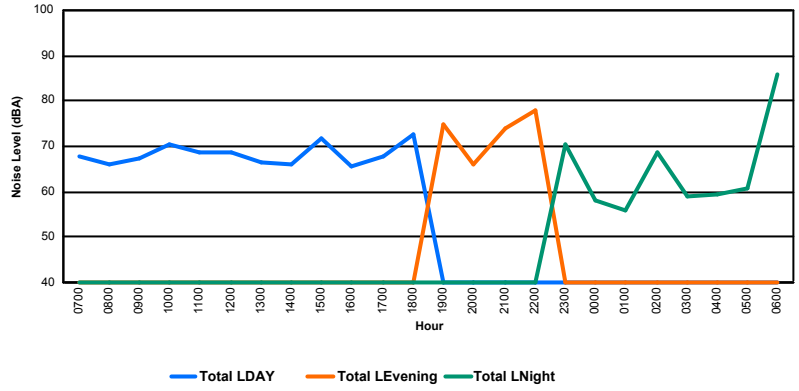

LE GOUVERNEMENT
DU GRAND-DUCHÉ DE LUXEMBOURG
Administration de la navigation aérienne

Luxembourg Airport

Noise Distribution by Hour

Between 23/10/2019 00:00:00 and 23/10/2019 23:59:59 (Local Time)

Day	Aircraft Events	Total LDEN dB (A)	Aircraft LDEN dB(A)	Background LDEN dB(A)	Total LDay dB(A)	Total LEvening dB(A)	Total LNight dB (A)
23/10/19 7:00	3	65.7	58.4	68.0	65.7	-	-
23/10/19 8:00	20	69.0	68.3	66.4	69.0	-	-
23/10/19 9:00	17	69.3	68.4	64.7	69.3	-	-
23/10/19 10:00	19	68.6	67.4	64.3	68.6	-	-
23/10/19 11:00	16	70.1	69.2	64.0	70.1	-	-
23/10/19 12:00	7	69.0	67.9	63.0	69.0	-	-
23/10/19 13:00	11	65.4	62.5	63.0	65.4	-	-
23/10/19 14:00	10	68.5	66.8	64.7	68.5	-	-
23/10/19 15:00	14	70.8	70.2	63.2	70.8	-	-
23/10/19 16:00	16	66.7	64.7	63.1	66.7	-	-
23/10/19 17:00	13	68.8	67.9	62.4	68.8	-	-
23/10/19 18:00	16	66.9	65.2	62.3	66.9	-	-
23/10/19 19:00	4	68.0	62.5	66.7	-	68.0	-
23/10/19 20:00	8	72.5	71.6	64.9	-	72.5	-
23/10/19 21:00	5	70.4	68.5	65.9	-	70.4	-
23/10/19 22:00	18	73.3	72.7	65.3	-	73.3	-
23/10/19 23:00	5	76.8	76.3	66.9	-	-	76.8
24/10/19 0:00	-	64.6	-	65.6	-	-	64.6
24/10/19 1:00	-	62.7	-	63.3	-	-	62.7
24/10/19 2:00	1	63.6	57.9	62.9	-	-	63.6
24/10/19 3:00	-	63.4	-	63.4	-	-	63.4
24/10/19 4:00	-	65.5	-	65.8	-	-	65.5
24/10/19 5:00	-	69.0	-	70.3	-	-	69.0
24/10/19 6:00	15	74.4	72.5	73.9	-	-	74.4
	218	**70.0**	**68.4**	**66.3**	**68.5**	**71.5**	**70.8**

Location: NDB-Hamm NMT # 4

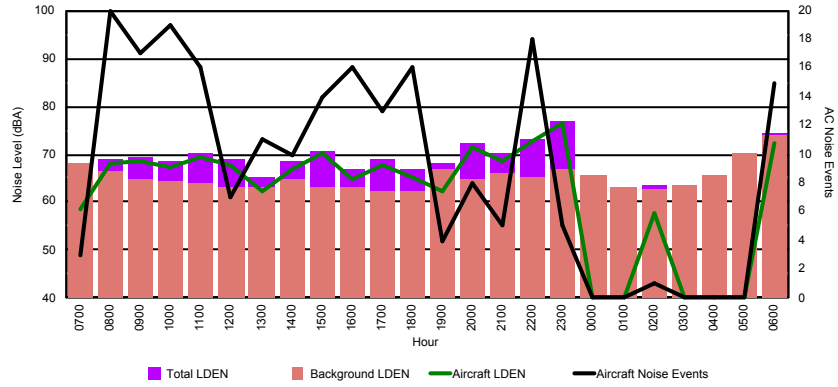

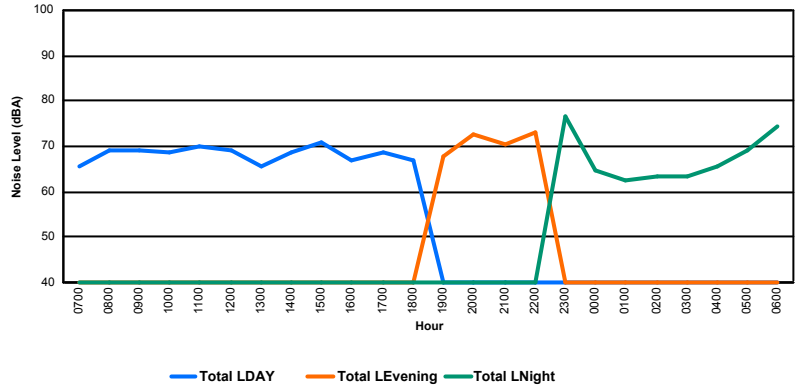

LE GOUVERNEMENT
DU GRAND-DUCHÉ DE LUXEMBOURG
Administration de la navigation aérienne

Luxembourg Airport

Noise Distribution by Hour

Between 24/10/2019 00:00:00 and 24/10/2019 23:59:59 (Local Time)

Day	Aircraft Events	Total LDEN dB (A)	Aircraft LDEN dB(A)	Background LDEN dB(A)	Total LDay dB(A)	Total LEvening dB(A)	Total LNight dB (A)
24/10/19 7:00	1	46.9	43.3	44.4	46.9	-	-
24/10/19 8:00	4	59.4	59.2	46.1	59.4	-	-
24/10/19 9:16	4	56.7	54.7	52.4	56.7	-	-
24/10/19 10:00	11	61.4	61.0	51.6	61.4	-	-
24/10/19 11:00	9	56.2	54.1	52.3	56.2	-	-
24/10/19 12:00	8	59.8	59.1	51.9	59.8	-	-
24/10/19 13:00	11	60.2	59.1	54.0	60.2	-	-
24/10/19 14:00	8	60.6	59.9	53.2	60.6	-	-
24/10/19 15:00	3	55.9	53.7	51.9	55.9	-	-
24/10/19 16:00	6	55.5	52.6	52.6	55.5	-	-
24/10/19 17:00	7	58.5	57.6	51.4	58.5	-	-
24/10/19 18:00	11	60.4	60.0	50.7	60.4	-	-
24/10/19 19:00	7	64.7	64.4	53.5	-	64.7	-
24/10/19 20:00	4	59.0	58.1	51.6	-	59.0	-
24/10/19 21:00	8	64.6	64.2	54.2	-	64.6	-
24/10/19 22:00	13	63.8	63.0	56.0	-	63.8	-
24/10/19 23:00	1	60.4	59.6	52.8	-	-	60.4
25/10/19 0:00	-	52.4	-	52.4	-	-	52.4
25/10/19 1:00	1	55.4	53.6	50.6	-	-	55.4
25/10/19 2:00	-	50.8	-	50.8	-	-	50.8
25/10/19 3:00	-	51.3	-	51.4	-	-	51.3
25/10/19 4:00	-	54.1	-	54.2	-	-	54.1
25/10/19 5:00	-	56.7	-	56.8	-	-	56.7
25/10/19 6:00	-	53.8	-	53.8	-	-	53.8
	117	**59.4**	**58.4**	**52.7**	**58.7**	**63.5**	**55.5**

Location: Roodt/Syr NMT # 1

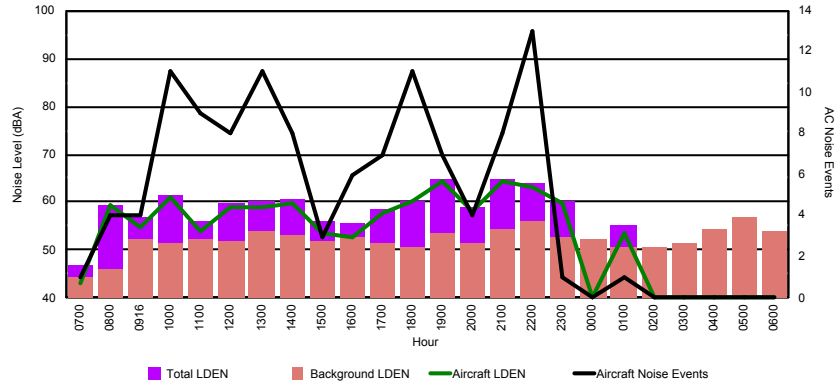

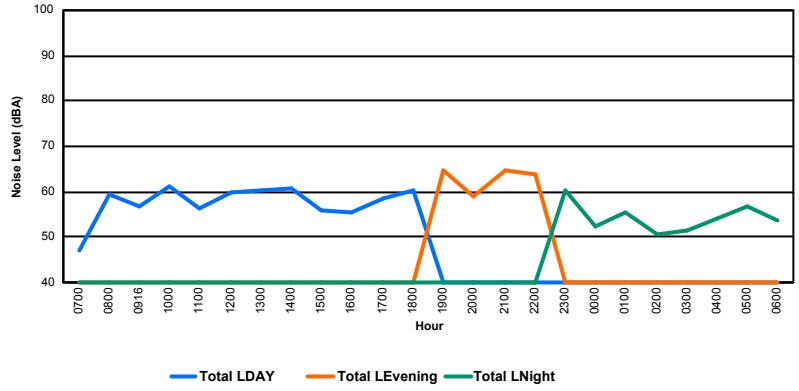

LE GOUVERNEMENT
DU GRAND-DUCHÉ DE LUXEMBOURG
Administration de la navigation aérienne

Luxembourg Airport

Noise Distribution by Hour

Between 24/10/2019 00:00:00 and 24/10/2019 23:59:59 (Local Time)

Day	Aircraft Events	Total LDEN dB (A)	Aircraft LDEN dB(A)	Background LDEN dB(A)	Total LDay dB(A)	Total LEvening dB(A)	Total LNight dB (A)
24/10/19 7:00	1	57.9	55.9	53.8	57.9	-	-
24/10/19 8:00	5	73.6	73.6	52.5	73.6	-	-
24/10/19 9:00	5	67.4	67.2	54.4	67.4	-	-
24/10/19 10:00	10	74.2	74.1	56.5	74.2	-	-
24/10/19 11:00	11	68.6	68.3	56.7	68.6	-	-
24/10/19 12:00	7	72.4	72.3	56.4	72.4	-	-
24/10/19 13:00	11	72.0	71.9	56.5	72.0	-	-
24/10/19 14:00	7	73.0	72.9	56.5	73.0	-	-
24/10/19 15:00	5	68.3	67.9	57.1	68.3	-	-
24/10/19 16:00	7	67.6	67.3	56.7	67.6	-	-
24/10/19 17:00	9	71.4	71.3	57.8	71.4	-	-
24/10/19 18:00	16	74.8	74.7	58.0	74.8	-	-
24/10/19 19:00	8	77.5	77.3	63.2	-	77.5	-
24/10/19 20:00	5	72.4	72.0	61.7	-	72.4	-
24/10/19 21:00	9	77.6	77.4	64.2	-	77.6	-
24/10/19 22:00	14	75.9	75.8	62.1	-	75.9	-
24/10/19 23:00	2	78.5	78.2	67.4	-	-	78.5
25/10/19 0:00	-	57.6	-	57.6	-	-	57.6
25/10/19 1:00	-	57.8	-	57.8	-	-	57.8
25/10/19 2:00	2	68.9	68.6	57.2	-	-	68.9
25/10/19 3:00	-	56.8	-	56.8	-	-	56.8
25/10/19 4:00	-	58.2	-	58.2	-	-	58.2
25/10/19 5:00	-	60.2	-	60.2	-	-	60.2
25/10/19 6:00	3	66.6	51.7	67.0	-	-	66.6
	137	**72.5**	**72.3**	**60.6**	**71.6**	**76.3**	**70.3**

Location: DVOR NMT # 2

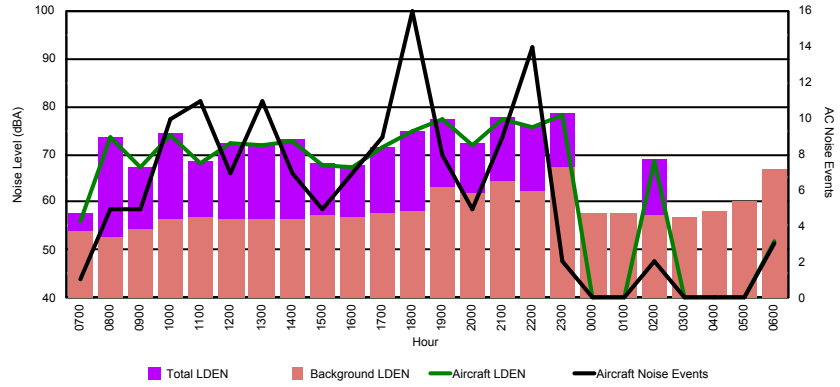

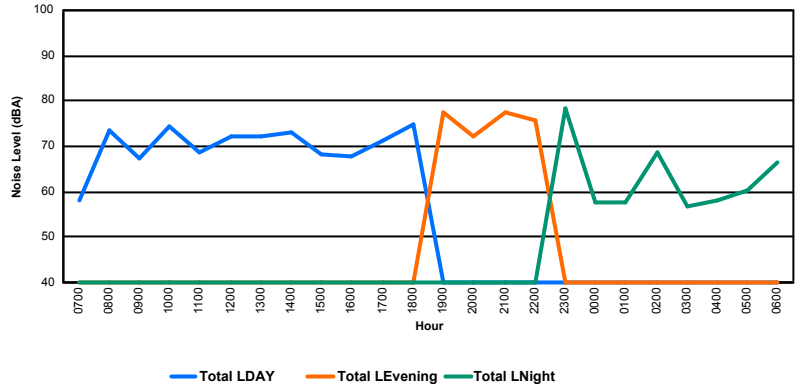

LE GOUVERNEMENT
DU GRAND-DUCHÉ DE LUXEMBOURG
Administration de la navigation aérienne

Luxembourg Airport

Noise Distribution by Hour

Between 24/10/2019 00:00:00 and 24/10/2019 23:59:59 (Local Time)

Day	Aircraft Events	Total LDEN dB (A)	Aircraft LDEN dB(A)	Background LDEN dB(A)	Total LDay dB(A)	Total LEvening dB(A)	Total LNight dB (A)
24/10/19 7:00	8	69.0	68.9	54.9	69.0	-	-
24/10/19 8:00	4	75.6	75.5	60.0	75.6	-	-
24/10/19 9:00	6	67.4	67.0	57.8	67.4	-	-
24/10/19 10:00	10	72.6	72.0	63.7	72.6	-	-
24/10/19 11:00	8	72.0	71.0	65.2	72.0	-	-
24/10/19 12:00	9	71.5	69.4	67.3	71.5	-	-
24/10/19 13:00	9	75.9	75.6	65.3	75.9	-	-
24/10/19 14:00	6	73.1	64.7	72.4	73.1	-	-
24/10/19 15:00	9	70.3	70.0	57.2	70.3	-	-
24/10/19 16:00	7	63.5	61.6	59.1	63.5	-	-
24/10/19 17:00	11	75.4	69.5	74.2	75.4	-	-
24/10/19 18:00	14	69.4	67.3	65.3	69.4	-	-
24/10/19 19:00	8	75.1	73.3	70.5	-	75.1	-
24/10/19 20:00	5	75.5	74.6	68.5	-	75.5	-
24/10/19 21:00	8	78.5	76.7	74.0	-	78.5	-
24/10/19 22:00	8	72.6	70.4	68.6	-	72.6	-
24/10/19 23:00	3	80.2	80.1	65.5	-	-	80.2
25/10/19 0:00	-	56.7	-	56.7	-	-	56.7
25/10/19 1:00	-	60.4	-	60.5	-	-	60.4
25/10/19 2:00	-	66.5	-	66.5	-	-	66.5
25/10/19 3:00	-	56.3	-	56.3	-	-	56.3
25/10/19 4:00	-	59.7	-	59.7	-	-	59.7
25/10/19 5:00	-	62.2	-	62.3	-	-	62.2
25/10/19 6:00	11	81.3	78.7	77.9	-	-	81.3
	144	**74.1**	**72.6**	**69.0**	**72.5**	**75.9**	**74.9**

Location: Mid Runway NMT # 3

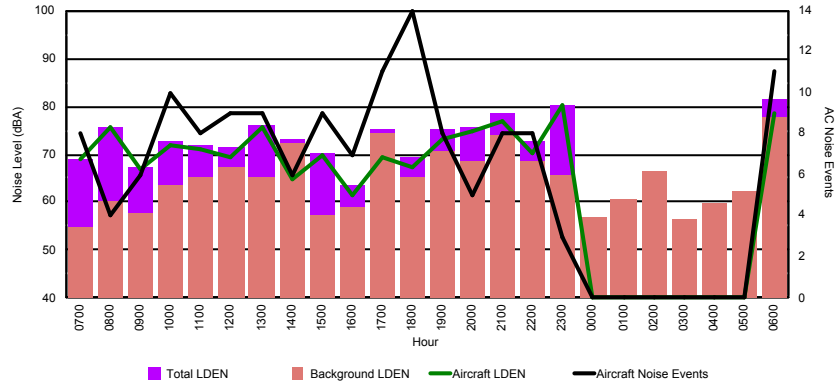

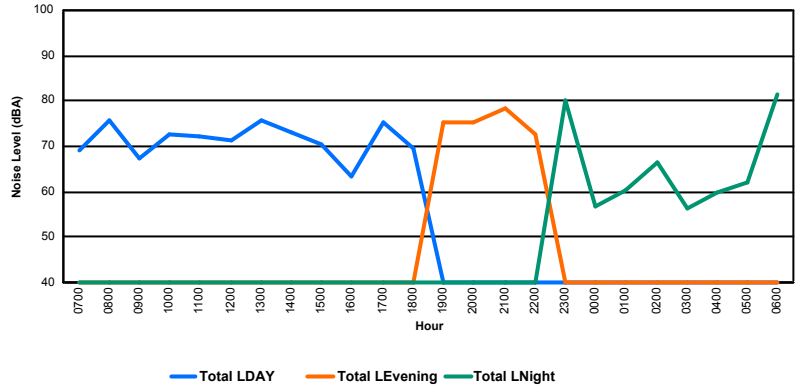

LE GOUVERNEMENT
DU GRAND-DUCHÉ DE LUXEMBOURG
Administration de la navigation aérienne

Luxembourg Airport

Noise Distribution by Hour

Between 24/10/2019 00:00:00 and 24/10/2019 23:59:59 (Local Time)

Day	Aircraft Events	Total LDEN dB (A)	Aircraft LDEN dB(A)	Background LDEN dB(A)	Total LDay dB(A)	Total LEvening dB(A)	Total LNight dB (A)
24/10/19 7:00	10	65.9	64.4	73.6	65.9	-	-
24/10/19 8:00	5	62.0	56.1	63.7	62.0	-	-
24/10/19 9:00	4	65.2	62.8	61.9	65.2	-	-
24/10/19 10:00	7	69.1	68.3	61.6	69.1	-	-
24/10/19 11:00	8	70.1	69.5	61.9	70.1	-	-
24/10/19 12:00	9	67.9	67.0	61.3	67.9	-	-
24/10/19 13:00	6	67.6	66.4	61.7	67.6	-	-
24/10/19 14:00	9	65.1	62.6	61.6	65.1	-	-
24/10/19 15:00	9	67.6	66.4	61.8	67.6	-	-
24/10/19 16:00	4	62.0	55.1	61.2	62.0	-	-
24/10/19 17:00	10	66.9	65.9	60.7	66.9	-	-
24/10/19 18:00	11	64.6	61.9	61.6	64.6	-	-
24/10/19 19:00	7	72.2	71.0	66.2	-	72.2	-
24/10/19 20:00	7	74.8	74.3	65.4	-	74.8	-
24/10/19 21:00	8	74.0	73.5	65.2	-	74.0	-
24/10/19 22:00	2	66.5	63.0	64.1	-	66.5	-
24/10/19 23:00	3	80.3	80.1	66.6	-	-	80.3
25/10/19 0:00	-	63.5	-	64.3	-	-	63.5
25/10/19 1:00	-	61.9	-	62.3	-	-	61.9
25/10/19 2:00	-	61.3	-	61.6	-	-	61.3
25/10/19 3:00	-	62.0	-	62.0	-	-	62.0
25/10/19 4:00	-	64.5	-	64.6	-	-	64.5
25/10/19 5:00	-	68.1	-	69.3	-	-	68.1
25/10/19 6:00	18	77.3	76.9	72.4	-	-	77.3
	137	**71.1**	**70.3**	**65.9**	**66.8**	**72.8**	**73.4**

Location: NDB-Hamm NMT # 4

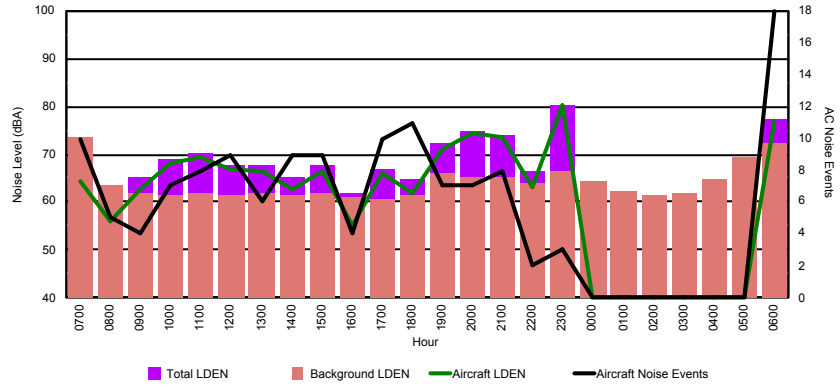

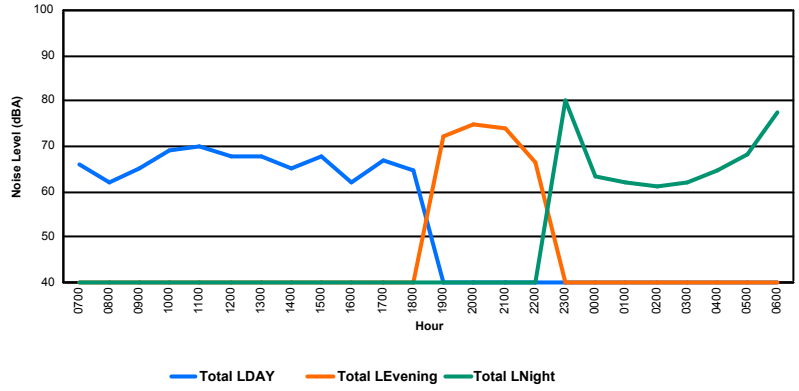

LE GOUVERNEMENT
DU GRAND-DUCHÉ DE LUXEMBOURG
Administration de la navigation aérienne

Luxembourg Airport

Noise Distribution by Hour

Between 25/10/2019 00:00:00 and 25/10/2019 23:59:59 (Local Time)

Day	Aircraft Events	Total LDEN dB (A)	Aircraft LDEN dB(A)	Background LDEN dB(A)	Total LDay dB(A)	Total LEvening dB(A)	Total LNight dB (A)
25/10/19 7:00	2	54.0	53.1	47.2	54.0	-	-
25/10/19 8:00	4	57.3	56.9	46.6	57.3	-	-
25/10/19 9:00	10	60.7	60.3	50.9	60.7	-	-
25/10/19 10:00	7	55.3	53.7	50.6	55.3	-	-
25/10/19 11:00	10	59.1	58.0	53.2	59.1	-	-
25/10/19 12:00	5	55.6	54.3	50.1	55.6	-	-
25/10/19 13:00	6	55.1	52.2	52.3	55.1	-	-
25/10/19 14:00	6	55.2	52.6	52.0	55.2	-	-
25/10/19 15:00	6	54.4	51.6	51.5	54.4	-	-
25/10/19 16:00	8	57.7	56.6	51.4	57.7	-	-
25/10/19 17:00	9	58.8	58.2	50.3	58.8	-	-
25/10/19 18:00	7	54.8	53.5	49.4	54.8	-	-
25/10/19 19:00	5	58.9	58.0	52.3	-	58.9	-
25/10/19 20:00	5	62.8	62.4	52.4	-	62.8	-
25/10/19 21:00	9	63.8	63.0	56.2	-	63.8	-
25/10/19 22:00	12	62.8	62.1	54.9	-	62.8	-
25/10/19 23:00	3	61.0	56.6	59.2	-	-	61.0
26/10/19 0:00	-	56.0	-	56.0	-	-	56.0
26/10/19 1:00	1	59.8	58.6	53.6	-	-	59.8
26/10/19 2:00	-	47.6	-	47.6	-	-	47.6
26/10/19 3:00	2	69.3	69.3	49.2	-	-	69.3
26/10/19 4:00	-	48.0	-	48.0	-	-	48.0
26/10/19 5:00	-	51.0	-	51.0	-	-	51.0
26/10/19 6:00	2	67.2	66.7	57.3	-	-	67.2
	119	**60.9**	**60.2**	**53.1**	**57.0**	**62.4**	**63.2**

Location: Roodt/Syr NMT # 1

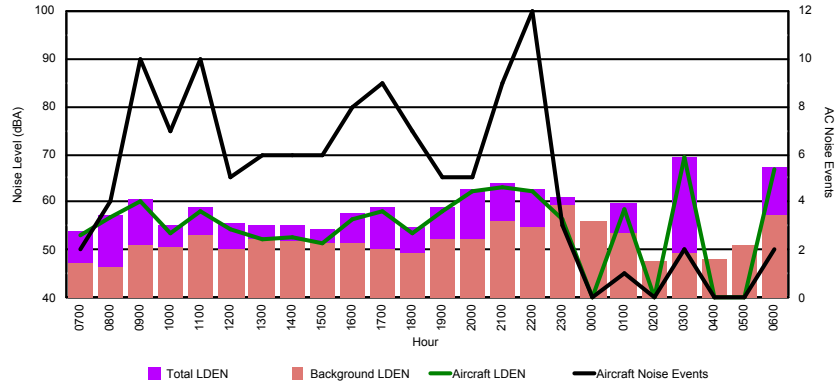

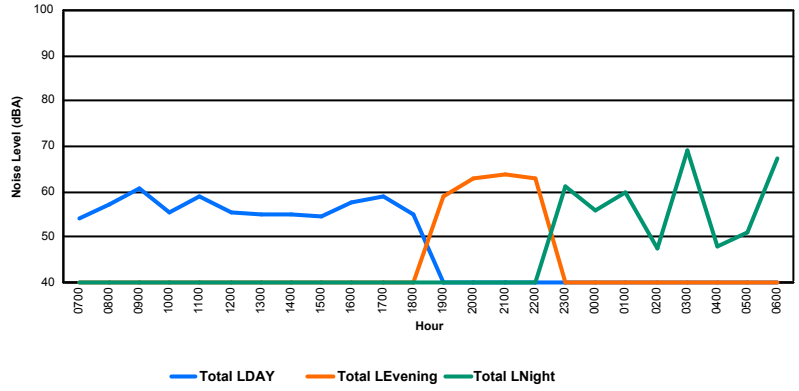

LE GOUVERNEMENT
DU GRAND-DUCHÉ DE LUXEMBOURG
Administration de la navigation aérienne

Luxembourg Airport

Noise Distribution by Hour

Between 25/10/2019 00:00:00 and 25/10/2019 23:59:59 (Local Time)

Day	Aircraft Events	Total LDEN dB (A)	Aircraft LDEN dB(A)	Background LDEN dB(A)	Total LDay dB(A)	Total LEvening dB(A)	Total LNight dB (A)
25/10/19 7:00	2	66.8	66.5	55.2	66.8	-	-
25/10/19 8:00	4	69.9	69.8	55.4	69.9	-	-
25/10/19 9:00	12	75.0	74.9	55.7	75.0	-	-
25/10/19 10:00	8	67.6	67.3	55.7	67.6	-	-
25/10/19 11:00	11	72.1	71.9	57.1	72.1	-	-
25/10/19 12:00	6	67.5	67.1	56.2	67.5	-	-
25/10/19 13:00	6	65.0	64.5	55.4	65.0	-	-
25/10/19 14:00	5	66.4	65.9	56.4	66.4	-	-
25/10/19 15:00	8	67.5	67.1	56.8	67.5	-	-
25/10/19 16:00	9	70.4	70.3	56.5	70.4	-	-
25/10/19 17:00	11	73.5	73.4	56.7	73.5	-	-
25/10/19 18:00	9	68.3	67.9	57.5	68.3	-	-
25/10/19 19:00	6	72.5	72.2	59.9	-	72.5	-
25/10/19 20:00	5	79.6	79.6	59.5	-	79.6	-
25/10/19 21:00	8	76.1	75.9	61.9	-	76.1	-
25/10/19 22:00	14	75.9	75.7	61.3	-	75.9	-
25/10/19 23:00	3	72.3	71.6	64.4	-	-	72.3
26/10/19 0:00	-	61.0	-	61.2	-	-	61.0
26/10/19 1:00	2	71.7	71.4	58.6	-	-	71.7
26/10/19 2:00	-	57.4	-	57.4	-	-	57.4
26/10/19 3:00	3	83.4	83.4	60.4	-	-	83.4
26/10/19 4:00	-	59.5	-	59.5	-	-	59.5
26/10/19 5:00	-	60.6	-	60.6	-	-	60.6
26/10/19 6:00	7	79.4	79.2	66.5	-	-	79.4
	139	**74.4**	**74.2**	**59.8**	**70.2**	**76.7**	**76.3**

Location: DVOR NMT # 2

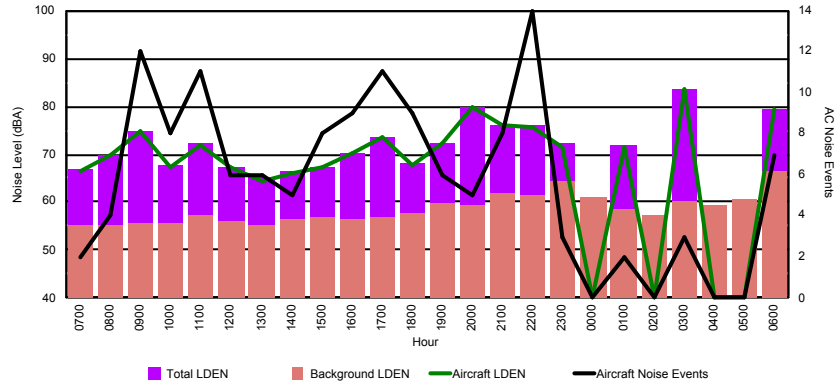

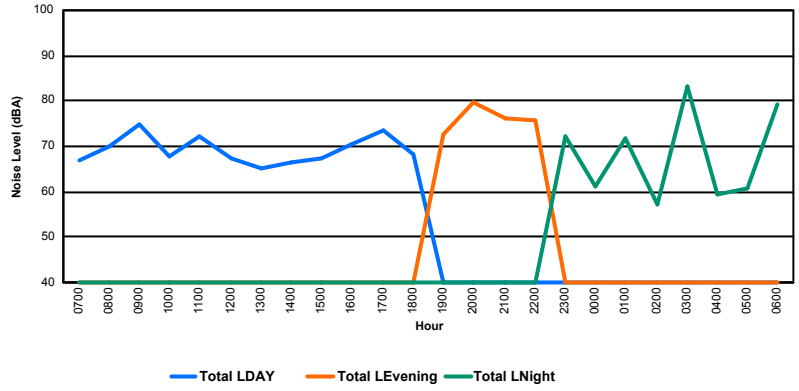

LE GOUVERNEMENT
DU GRAND-DUCHÉ DE LUXEMBOURG
Administration de la navigation aérienne

Luxembourg Airport

Noise Distribution by Hour

Between 25/10/2019 00:00:00 and 25/10/2019 23:59:59 (Local Time)

Day	Aircraft Events	Total LDEN dB (A)	Aircraft LDEN dB(A)	Background LDEN dB(A)	Total LDay dB(A)	Total LEvening dB(A)	Total LNight dB (A)
25/10/19 7:00	8	67.4	67.1	56.3	67.4	-	-
25/10/19 8:00	3	67.7	66.4	61.8	67.7	-	-
25/10/19 9:00	7	67.0	64.7	63.3	67.0	-	-
25/10/19 10:00	10	69.1	68.3	61.5	69.1	-	-
25/10/19 11:00	9	74.3	73.1	68.2	74.3	-	-
25/10/19 12:00	10	71.5	64.3	70.6	71.5	-	-
25/10/19 13:00	6	64.5	63.1	59.0	64.5	-	-
25/10/19 14:00	19	71.7	71.1	63.0	71.7	-	-
25/10/19 15:00	13	70.8	70.6	58.7	70.8	-	-
25/10/19 16:00	11	70.2	64.8	68.7	70.2	-	-
25/10/19 17:00	8	69.0	64.8	67.1	69.0	-	-
25/10/19 18:00	14	69.6	67.2	66.1	69.6	-	-
25/10/19 19:00	7	74.5	71.6	71.5	-	74.5	-
25/10/19 20:00	1	72.7	61.5	72.4	-	72.7	-
25/10/19 21:00	6	77.6	73.0	75.7	-	77.6	-
25/10/19 22:00	8	75.6	74.7	68.2	-	75.6	-
25/10/19 23:00	2	78.0	77.3	70.1	-	-	78.0
26/10/19 0:00	1	59.7	41.8	59.7	-	-	59.7
26/10/19 1:00	1	68.2	67.5	59.9	-	-	68.2
26/10/19 2:00	1	69.1	68.5	59.8	-	-	69.1
26/10/19 3:00	1	71.1	66.1	69.6	-	-	71.1
26/10/19 4:00	-	58.6	-	58.6	-	-	58.6
26/10/19 5:00	-	59.5	-	59.5	-	-	59.5
26/10/19 6:00	10	82.0	78.0	79.9	-	-	82.0
	156	**73.3**	**70.7**	**70.0**	**70.1**	**75.5**	**75.0**

Location: Mid Runway NMT # 3

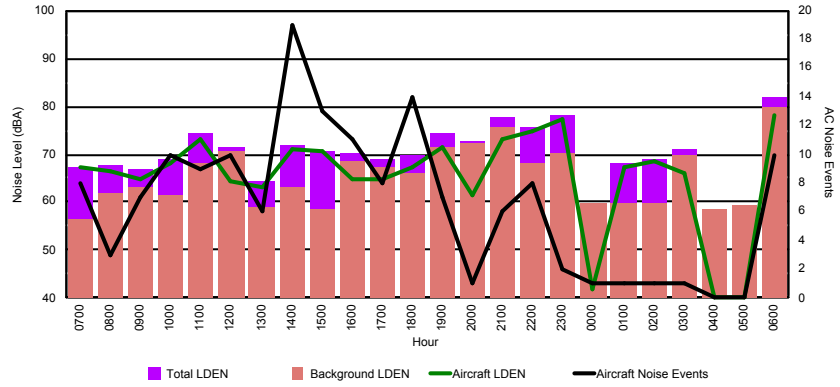

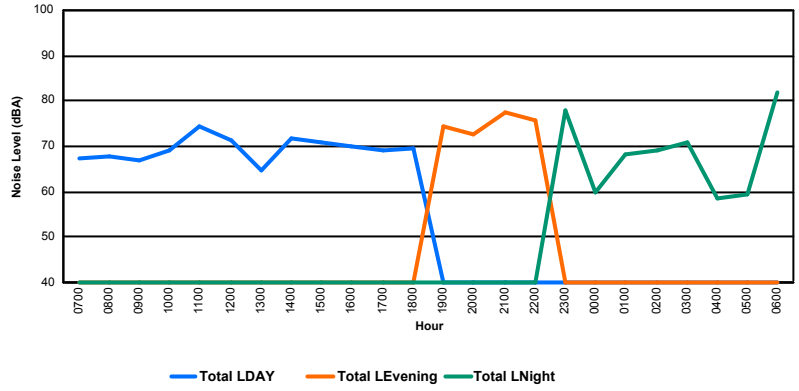

LE GOUVERNEMENT
DU GRAND-DUCHÉ DE LUXEMBOURG
Administration de la navigation aérienne

Luxembourg Airport

Noise Distribution by Hour

Between 25/10/2019 00:00:00 and 25/10/2019 23:59:59 (Local Time)

Day	Aircraft Events	Total LDEN dB (A)	Aircraft LDEN dB(A)	Background LDEN dB(A)	Total LDay dB(A)	Total LEvening dB(A)	Total LNight dB (A)
25/10/19 7:00	7	65.4	63.9	64.3	65.4	-	-
25/10/19 8:00	4	66.0	64.0	64.8	66.0	-	-
25/10/19 9:00	3	62.9	57.0	62.0	62.9	-	-
25/10/19 10:00	8	65.7	63.9	61.4	65.7	-	-
25/10/19 11:00	11	70.6	70.0	62.0	70.6	-	-
25/10/19 12:00	9	68.3	67.5	61.1	68.3	-	-
25/10/19 13:00	5	63.3	59.3	61.5	63.3	-	-
25/10/19 14:00	16	71.0	70.5	61.4	71.0	-	-
25/10/19 15:00	7	67.6	66.6	60.8	67.6	-	-
25/10/19 16:00	9	67.9	67.0	60.8	67.9	-	-
25/10/19 17:00	9	63.8	61.2	60.6	63.8	-	-
25/10/19 18:00	12	66.1	64.5	61.6	66.1	-	-
25/10/19 19:00	7	70.4	68.6	66.0	-	70.4	-
25/10/19 20:00	3	66.3	62.0	64.3	-	66.3	-
25/10/19 21:00	7	74.7	74.4	63.7	-	74.7	-
25/10/19 22:00	5	71.2	70.5	63.2	-	71.2	-
25/10/19 23:00	1	76.3	75.6	68.4	-	-	76.3
26/10/19 0:00	2	72.4	71.2	68.2	-	-	72.4
26/10/19 1:00	-	65.5	-	66.4	-	-	65.5
26/10/19 2:00	1	65.6	57.7	66.0	-	-	65.6
26/10/19 3:00	-	64.4	-	64.5	-	-	64.4
26/10/19 4:00	-	66.1	-	66.5	-	-	66.1
26/10/19 5:00	-	67.9	-	69.1	-	-	67.9
26/10/19 6:00	9	75.8	75.0	70.2	-	-	75.8
	135	**70.0**	**68.7**	**65.1**	**67.3**	**71.6**	**71.7**

Location: NDB-Hamm NMT # 4

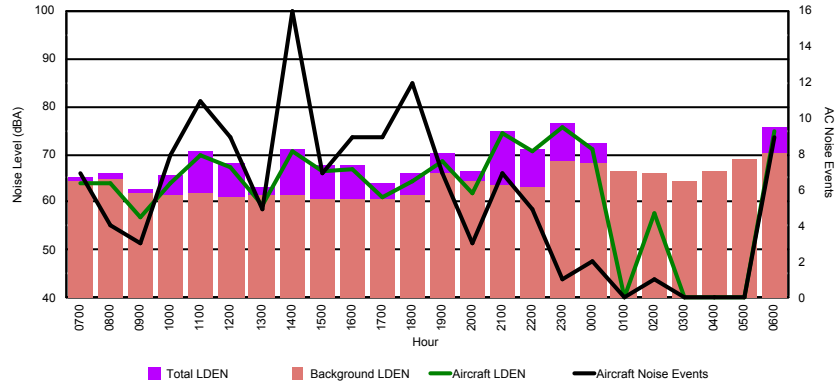

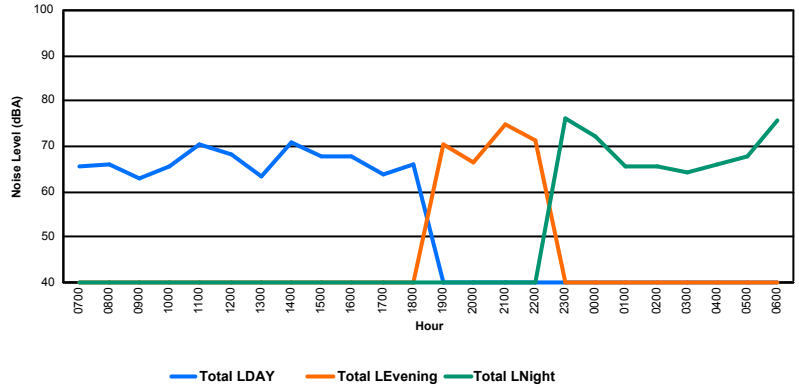

LE GOUVERNEMENT
DU GRAND-DUCHÉ DE LUXEMBOURG
Administration de la navigation aérienne

Luxembourg Airport

Noise Distribution by Hour

Between 26/10/2019 00:00:00 and 26/10/2019 23:59:59 (Local Time)

Day	Aircraft Events	Total LDEN dB (A)	Aircraft LDEN dB(A)	Background LDEN dB(A)	Total LDay dB(A)	Total LEvening dB(A)	Total LNight dB (A)
26/10/19 7:00	2	55.4	55.1	45.0	55.4	-	-
26/10/19 8:00	3	59.4	59.2	45.6	59.4	-	-
26/10/19 9:00	5	59.5	59.1	49.2	59.5	-	-
26/10/19 10:00	11	61.9	61.4	52.6	61.9	-	-
26/10/19 11:00	5	60.1	59.8	48.6	60.1	-	-
26/10/19 12:00	5	55.6	54.7	48.5	55.6	-	-
26/10/19 13:00	4	60.1	59.8	48.8	60.1	-	-
26/10/19 14:00	6	57.2	56.1	50.8	57.2	-	-
26/10/19 15:00	4	55.6	54.2	50.1	55.6	-	-
26/10/19 16:00	4	58.1	57.5	49.1	58.1	-	-
26/10/19 17:00	4	57.9	57.6	47.6	57.9	-	-
26/10/19 18:00	4	57.6	57.1	48.4	57.6	-	-
26/10/19 19:00	2	62.4	62.0	52.2	-	62.4	-
26/10/19 20:00	4	64.9	64.7	51.5	-	64.9	-
26/10/19 21:00	3	58.4	57.4	51.7	-	58.4	-
26/10/19 22:00	9	65.0	64.7	53.0	-	65.0	-
26/10/19 23:00	3	67.9	67.7	54.6	-	-	67.9
27/10/19 0:00	-	50.6	-	50.6	-	-	50.6
27/10/19 1:00	-	48.5	-	48.5	-	-	48.5
27/10/19 2:00	-	51.1	-	51.1	-	-	51.1
	78	**60.8**	**60.4**	**50.5**	**58.6**	**63.4**	**62.1**

Location: Roodt/Syr NMT # 1

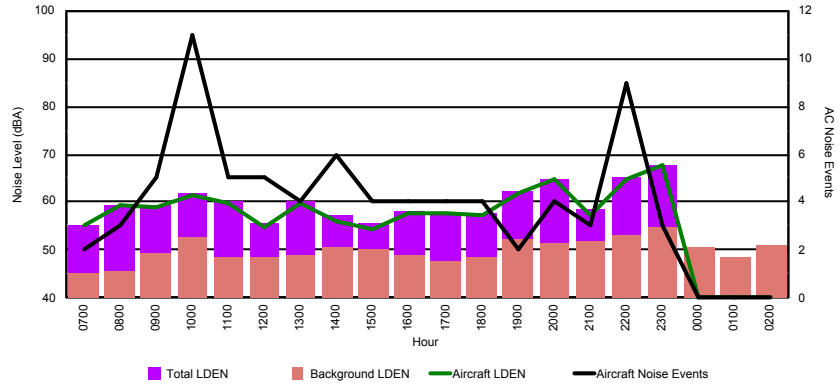

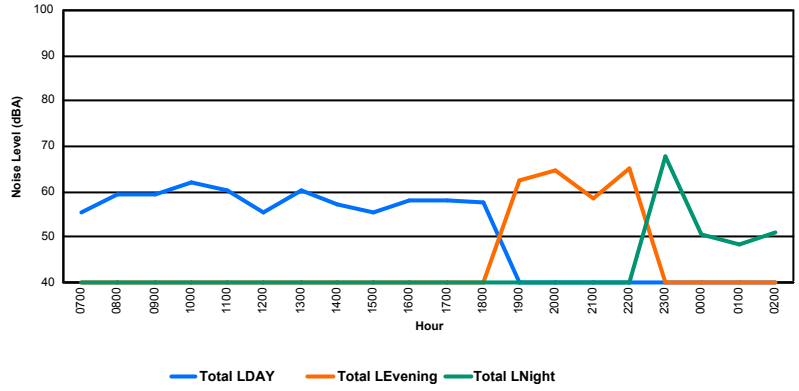

LE GOUVERNEMENT
DU GRAND-DUCHÉ DE LUXEMBOURG
Administration de la navigation aérienne

Luxembourg Airport

Noise Distribution by Hour

Between 26/10/2019 00:00:00 and 26/10/2019 23:59:59 (Local Time)

Day	Aircraft Events	Total LDEN dB (A)	Aircraft LDEN dB(A)	Background LDEN dB(A)	Total LDay dB(A)	Total LEvening dB(A)	Total LNight dB (A)
26/10/19 7:00	4	70.8	70.7	55.7	70.8	-	-
26/10/19 8:00	4	71.9	71.8	55.4	71.9	-	-
26/10/19 9:00	5	71.1	71.0	55.1	71.1	-	-
26/10/19 10:00	13	74.0	73.9	58.1	74.0	-	-
26/10/19 11:00	7	73.8	73.7	56.3	73.8	-	-
26/10/19 12:00	5	67.9	67.7	55.1	67.9	-	-
26/10/19 13:00	4	73.0	72.9	54.6	73.0	-	-
26/10/19 14:00	7	69.2	69.0	55.7	69.2	-	-
26/10/19 15:00	4	67.3	67.0	55.0	67.3	-	-
26/10/19 16:00	5	72.0	71.9	55.7	72.0	-	-
26/10/19 17:00	7	70.4	70.3	56.1	70.4	-	-
26/10/19 18:00	8	72.4	72.3	57.2	72.4	-	-
26/10/19 19:00	4	74.4	74.2	62.3	-	74.4	-
26/10/19 20:00	3	78.7	78.7	61.1	-	78.7	-
26/10/19 21:00	3	73.5	73.3	60.1	-	73.5	-
26/10/19 22:00	13	77.6	77.5	59.5	-	77.6	-
26/10/19 23:00	6	83.1	83.0	66.2	-	-	83.1
27/10/19 0:00	1	61.8	50.9	61.7	-	-	61.8
27/10/19 1:00	-	60.2	-	60.2	-	-	60.2
27/10/19 2:00	-	58.0	-	58.2	-	-	58.0
	103	**74.5**	**74.4**	**59.3**	**71.6**	**76.6**	**77.1**

Location: DVOR NMT # 2

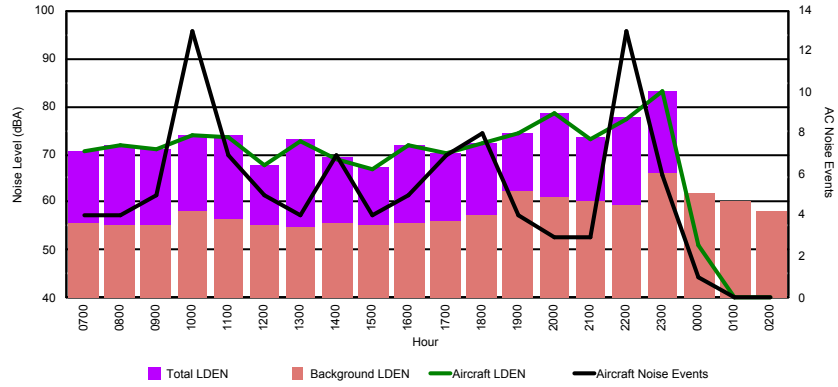

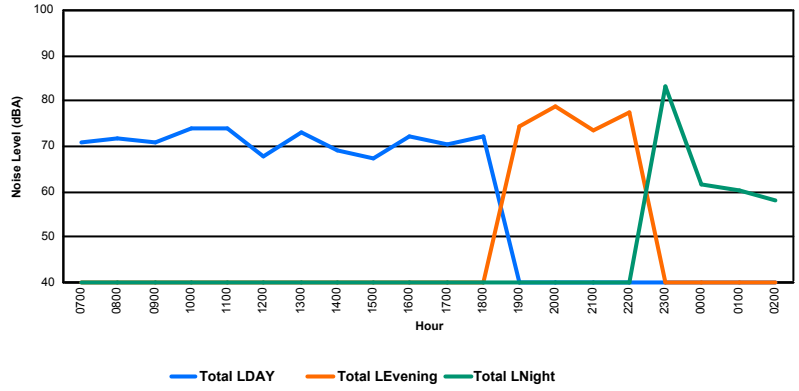

LE GOUVERNEMENT
DU GRAND-DUCHÉ DE LUXEMBOURG
Administration de la navigation aérienne

Luxembourg Airport

Noise Distribution by Hour

Between 26/10/2019 00:00:00 and 26/10/2019 23:59:59 (Local Time)

Day	Aircraft Events	Total LDEN dB (A)	Aircraft LDEN dB(A)	Background LDEN dB(A)	Total LDay dB(A)	Total LEvening dB(A)	Total LNight dB (A)
26/10/19 7:00	9	68.3	68.0	56.9	68.3	-	-
26/10/19 8:00	3	75.9	57.7	75.9	75.9	-	-
26/10/19 9:00	4	72.3	63.7	71.7	72.3	-	-
26/10/19 10:00	4	72.2	63.1	71.7	72.2	-	-
26/10/19 11:00	8	70.3	68.2	66.2	70.3	-	-
26/10/19 12:00	4	68.9	67.1	64.4	68.9	-	-
26/10/19 13:00	7	67.5	66.7	60.0	67.5	-	-
26/10/19 14:00	8	69.9	69.2	61.7	69.9	-	-
26/10/19 15:00	4	68.9	59.6	68.3	68.9	-	-
26/10/19 16:00	6	68.8	68.5	57.4	68.8	-	-
26/10/19 17:00	6	67.2	66.7	57.8	67.2	-	-
26/10/19 18:00	11	74.6	74.5	56.0	74.6	-	-
26/10/19 19:00	4	80.5	75.0	79.1	-	80.5	-
26/10/19 20:00	4	73.5	73.0	64.1	-	73.5	-
26/10/19 21:00	1	73.2	71.7	67.9	-	73.2	-
26/10/19 22:00	3	71.1	67.3	68.8	-	71.1	-
26/10/19 23:00	3	79.7	78.9	72.5	-	-	79.7
27/10/19 0:00	2	73.4	73.3	55.6	-	-	73.4
27/10/19 1:00	-	55.3	-	55.4	-	-	55.3
27/10/19 2:00	-	54.3	-	54.3	-	-	54.3
	91	**73.5**	**70.9**	**70.1**	**71.3**	**76.2**	**74.6**

Location: Mid Runway NMT # 3

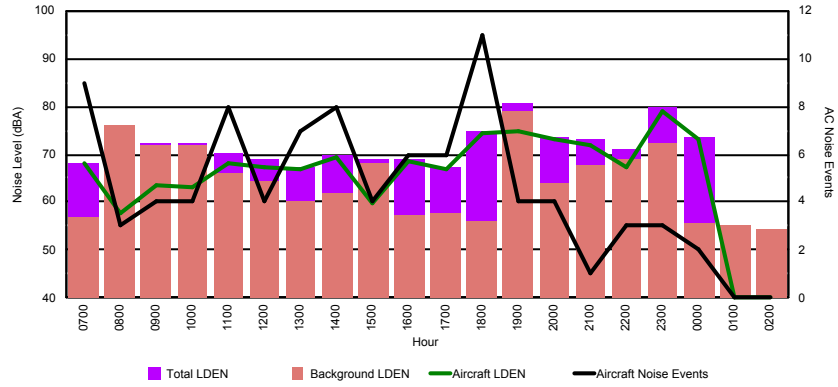

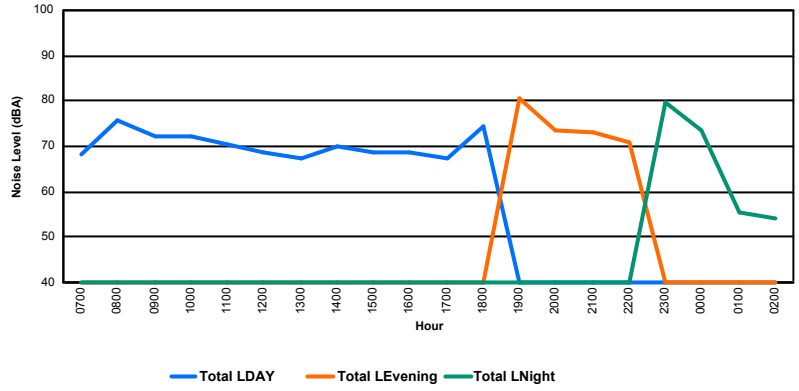

LE GOUVERNEMENT
DU GRAND-DUCHÉ DE LUXEMBOURG
Administration de la navigation aérienne

Luxembourg Airport

Noise Distribution by Hour

Between 26/10/2019 00:00:00 and 26/10/2019 23:59:59 (Local Time)

Day	Aircraft Events	Total LDEN dB (A)	Aircraft LDEN dB(A)	Background LDEN dB(A)	Total LDay dB(A)	Total LEvening dB(A)	Total LNight dB (A)
26/10/19 7:00	10	66.0	64.8	64.9	66.0	-	-
26/10/19 8:00	3	67.6	66.8	61.7	67.6	-	-
26/10/19 9:00	3	61.5	54.1	60.7	61.5	-	-
26/10/19 10:00	5	62.9	58.5	61.1	62.9	-	-
26/10/19 11:00	11	68.5	67.7	60.7	68.5	-	-
26/10/19 12:00	7	67.1	66.1	60.4	67.1	-	-
26/10/19 13:00	8	66.2	65.0	60.3	66.2	-	-
26/10/19 14:00	6	68.6	67.8	60.7	68.6	-	-
26/10/19 15:00	2	61.2	55.0	60.1	61.2	-	-
26/10/19 16:00	3	67.6	66.6	60.4	67.6	-	-
26/10/19 17:00	5	66.8	65.7	60.6	66.8	-	-
26/10/19 18:00	7	70.2	69.7	61.4	70.2	-	-
26/10/19 19:00	3	75.3	74.8	65.2	-	75.3	-
26/10/19 20:00	2	71.5	70.6	64.0	-	71.5	-
26/10/19 21:00	2	68.0	66.2	63.4	-	68.0	-
26/10/19 22:00	2	66.2	63.3	63.3	-	66.2	-
26/10/19 23:00	3	76.1	75.6	67.1	-	-	76.1
27/10/19 0:00	4	74.1	73.5	68.0	-	-	74.1
27/10/19 1:00	-	65.2	-	66.5	-	-	65.2
27/10/19 2:00	-	63.1	-	63.9	-	-	63.1
	86	**69.8**	**68.8**	**63.5**	**66.9**	**71.7**	**72.5**

Location: NDB-Hamm NMT # 4

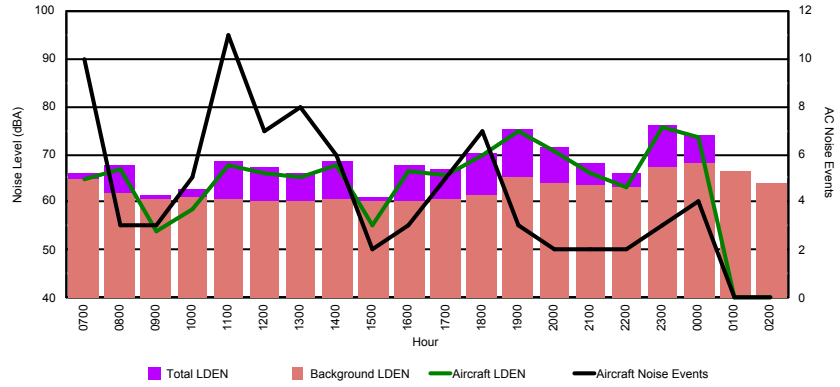

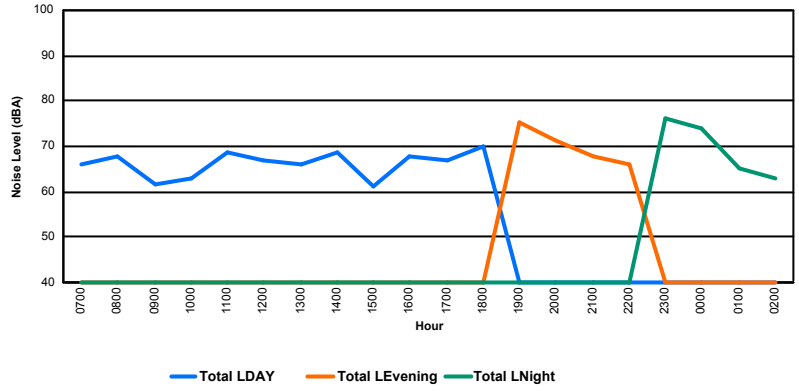

LE GOUVERNEMENT
DU GRAND-DUCHÉ DE LUXEMBOURG
Administration de la navigation aérienne

Luxembourg Airport

Noise Distribution by Hour

Between 27/10/2019 00:00:00 and 27/10/2019 23:59:59 (Local Time)

Day	Aircraft Events	Total LDEN dB (A)	Aircraft LDEN dB(A)	Background LDEN dB(A)	Total LDay dB(A)	Total LEvening dB(A)	Total LNight dB (A)
27/10/19 7:00	2	55.6	55.4	42.6	55.6	-	-
27/10/19 8:00	4	62.5	62.4	44.9	62.5	-	-
27/10/19 9:00	2	49.3	46.6	46.1	49.3	-	-
27/10/19 10:00	5	56.5	55.9	48.0	56.5	-	-
27/10/19 11:00	3	57.4	57.1	46.2	57.4	-	-
27/10/19 12:00	1	50.0	46.9	47.1	50.0	-	-
27/10/19 13:00	1	57.7	56.1	52.6	57.7	-	-
27/10/19 14:00	1	51.8	47.1	50.0	51.8	-	-
27/10/19 15:00	-	50.8	-	50.8	50.8	-	-
27/10/19 16:00	4	62.3	62.1	48.4	62.3	-	-
27/10/19 17:00	6	57.6	57.0	49.5	57.6	-	-
27/10/19 18:00	4	56.7	56.0	48.3	56.7	-	-
27/10/19 19:00	2	62.3	61.6	54.0	-	62.3	-
27/10/19 20:00	5	57.7	55.8	53.5	-	57.7	-
27/10/19 21:00	6	65.5	65.3	52.6	-	65.5	-
27/10/19 22:00	2	62.2	62.1	48.1	-	62.2	-
27/10/19 23:00	-	45.7	-	45.7	-	-	45.7
28/10/19 0:00	-	46.5	-	46.5	-	-	46.5
28/10/19 1:00	-	41.8	-	41.8	-	-	41.8
	48	**58.8**	**58.3**	**49.5**	**57.6**	**62.7**	**45.1**

Location: Roodt/Syr NMT # 1

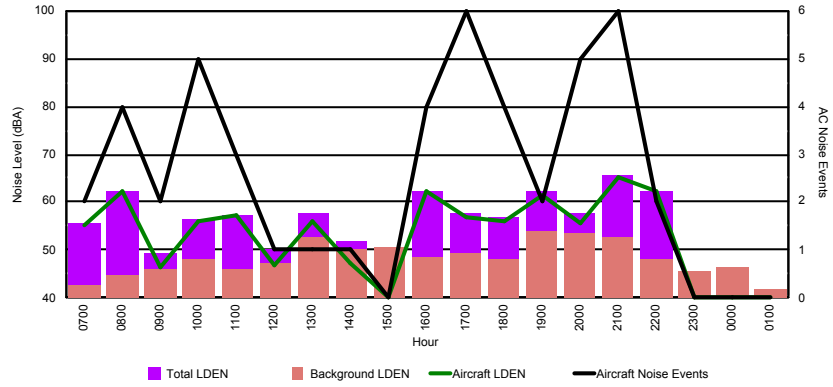

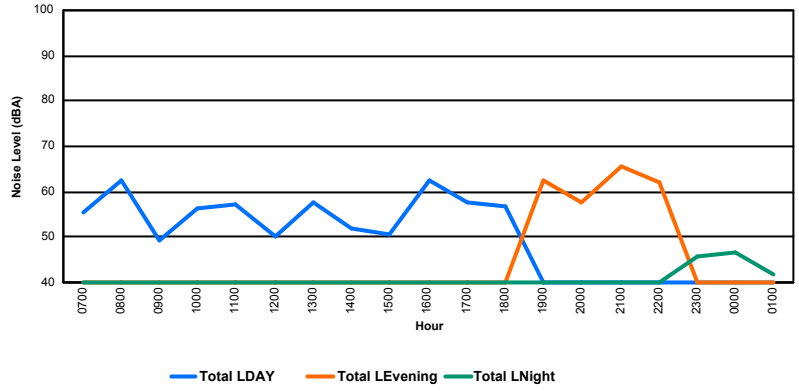

LE GOUVERNEMENT
DU GRAND-DUCHÉ DE LUXEMBOURG
Administration de la navigation aérienne

Luxembourg Airport

Noise Distribution by Hour

Between 27/10/2019 00:00:00 and 27/10/2019 23:59:59 (Local Time)

Day	Aircraft Events	Total LDEN dB (A)	Aircraft LDEN dB(A)	Background LDEN dB(A)	Total LDay dB(A)	Total LEvening dB(A)	Total LNight dB (A)
27/10/19 7:00	3	68.6	68.4	55.3	68.6	-	-
27/10/19 8:00	3	76.4	76.4	51.2	76.4	-	-
27/10/19 9:00	3	69.0	69.0	49.4	69.0	-	-
27/10/19 10:00	5	68.7	68.7	48.8	68.7	-	-
27/10/19 11:00	3	69.8	69.8	49.7	69.8	-	-
27/10/19 12:00	5	57.4	56.7	49.1	57.4	-	-
27/10/19 13:00	5	66.8	66.7	49.6	66.8	-	-
27/10/19 14:00	5	58.8	58.1	50.1	58.8	-	-
27/10/19 15:00	3	57.0	56.2	49.6	57.0	-	-
27/10/19 16:00	7	71.3	71.3	50.6	71.3	-	-
27/10/19 17:00	10	66.8	66.7	51.4	66.8	-	-
27/10/19 18:00	9	65.2	65.0	51.7	65.2	-	-
27/10/19 19:00	6	72.5	72.5	55.5	-	72.5	-
27/10/19 20:00	8	73.4	73.3	55.0	-	73.4	-
27/10/19 21:00	6	75.1	75.1	53.6	-	75.1	-
27/10/19 22:00	3	72.1	72.1	52.3	-	72.1	-
27/10/19 23:00	-	55.4	-	55.4	-	-	55.4
28/10/19 0:00	-	54.4	-	54.4	-	-	54.4
28/10/19 1:00	-	53.4	-	53.4	-	-	53.4
	84	**70.1**	**70.0**	**52.5**	**69.4**	**73.4**	**54.5**

Location: DVOR NMT # 2

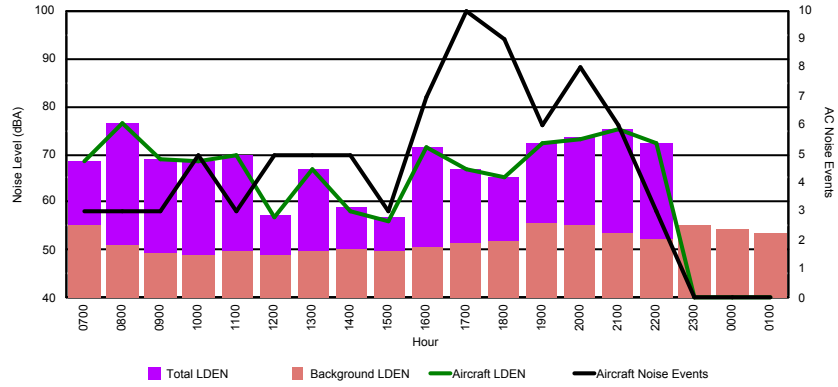

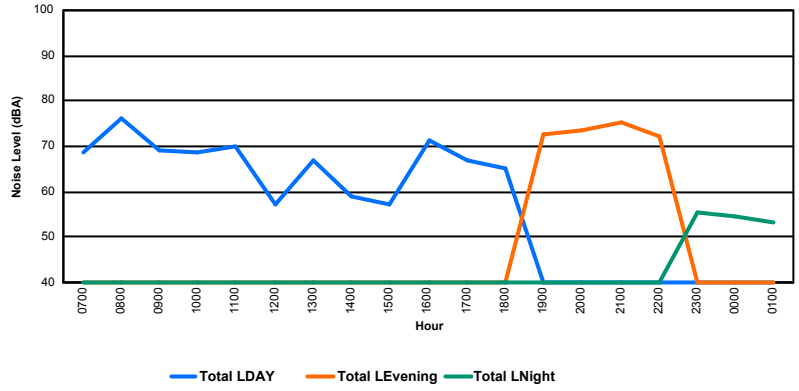

LE GOUVERNEMENT
DU GRAND-DUCHÉ DE LUXEMBOURG
Administration de la navigation aérienne

Luxembourg Airport

Noise Distribution by Hour

Between 27/10/2019 00:00:00 and 27/10/2019 23:59:59 (Local Time)

Day	Aircraft Events	Total LDEN dB (A)	Aircraft LDEN dB(A)	Background LDEN dB(A)	Total LDay dB(A)	Total LEvening dB(A)	Total LNight dB (A)
27/10/19 7:00	5	70.1	65.3	68.4	70.1	-	-
27/10/19 8:00	3	75.0	73.9	68.3	75.0	-	-
27/10/19 9:00	1	60.7	59.0	55.9	60.7	-	-
27/10/19 10:00	4	67.2	64.5	64.0	67.2	-	-
27/10/19 11:00	4	74.4	66.7	73.7	74.4	-	-
27/10/19 12:00	6	69.4	68.6	61.7	69.4	-	-
27/10/19 13:00	9	69.9	69.6	58.7	69.9	-	-
27/10/19 14:00	7	65.1	63.6	60.0	65.1	-	-
27/10/19 15:00	6	66.0	64.7	60.7	66.0	-	-
27/10/19 16:00	10	73.5	73.3	61.5	73.5	-	-
27/10/19 17:00	12	71.8	71.2	63.4	71.8	-	-
27/10/19 18:00	11	68.9	68.3	61.0	68.9	-	-
27/10/19 19:00	6	74.1	73.3	66.6	-	74.1	-
27/10/19 20:00	11	77.6	77.1	68.7	-	77.6	-
27/10/19 21:00	7	76.9	76.4	67.2	-	76.9	-
27/10/19 22:00	8	73.3	72.5	65.9	-	73.3	-
27/10/19 23:00	1	65.6	54.0	65.4	-	-	65.6
28/10/19 0:00	-	61.3	-	61.4	-	-	61.3
28/10/19 1:00	-	62.0	-	62.2	-	-	62.0
	111	**72.1**	**70.9**	**66.1**	**70.9**	**75.8**	**63.4**

Location: Mid Runway NMT # 3

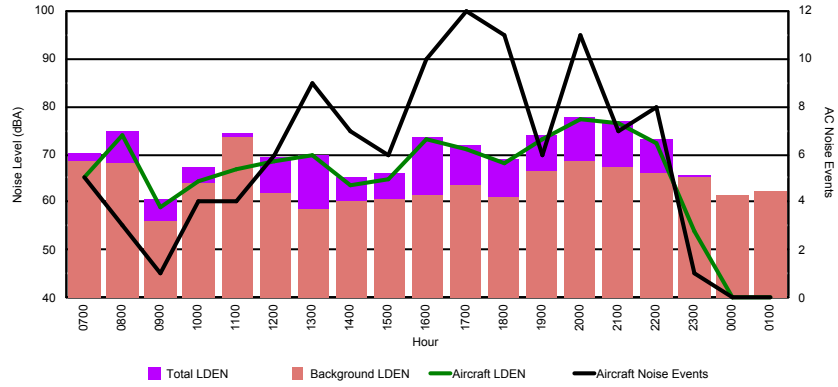

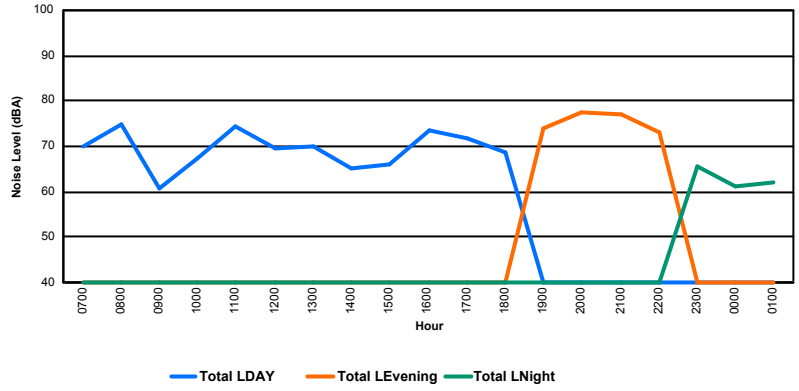

LE GOUVERNEMENT
DU GRAND-DUCHÉ DE LUXEMBOURG
Administration de la navigation aérienne

Luxembourg Airport

Noise Distribution by Hour

Between 27/10/2019 00:00:00 and 27/10/2019 23:59:59 (Local Time)

Day	Aircraft Events	Total LDEN dB (A)	Aircraft LDEN dB(A)	Background LDEN dB(A)	Total LDay dB(A)	Total LEvening dB(A)	Total LNight dB (A)
27/10/19 7:00	3	65.1	64.9	53.0	65.1	-	-
27/10/19 8:00	3	57.2	54.8	53.4	57.2	-	-
27/10/19 9:00	1	67.0	66.6	55.3	67.0	-	-
27/10/19 10:00	3	61.9	59.6	58.1	61.9	-	-
27/10/19 11:00	6	71.3	71.0	59.9	71.3	-	-
27/10/19 12:00	9	70.1	69.7	60.1	70.1	-	-
27/10/19 13:00	4	67.0	66.1	59.7	67.0	-	-
27/10/19 14:00	5	66.2	64.9	60.4	66.2	-	-
27/10/19 15:00	10	70.5	70.0	61.0	70.5	-	-
27/10/19 16:00	9	66.7	65.2	61.7	66.7	-	-
27/10/19 17:00	7	69.2	68.5	61.5	69.2	-	-
27/10/19 18:00	10	66.7	65.2	61.7	66.7	-	-
27/10/19 19:00	7	74.0	73.4	65.2	-	74.0	-
27/10/19 20:00	8	74.1	73.7	64.2	-	74.1	-
27/10/19 21:00	6	75.9	75.6	64.2	-	75.9	-
27/10/19 22:00	18	74.7	74.3	64.5	-	74.7	-
27/10/19 23:00	5	72.6	70.5	68.7	-	-	72.6
28/10/19 0:00	-	66.1	-	66.9	-	-	66.1
28/10/19 1:00	1	64.2	39.5	64.8	-	-	64.2
	115	**70.6**	**69.8**	**63.0**	**67.8**	**74.7**	**69.2**

Location: NDB-Hamm NMT # 4

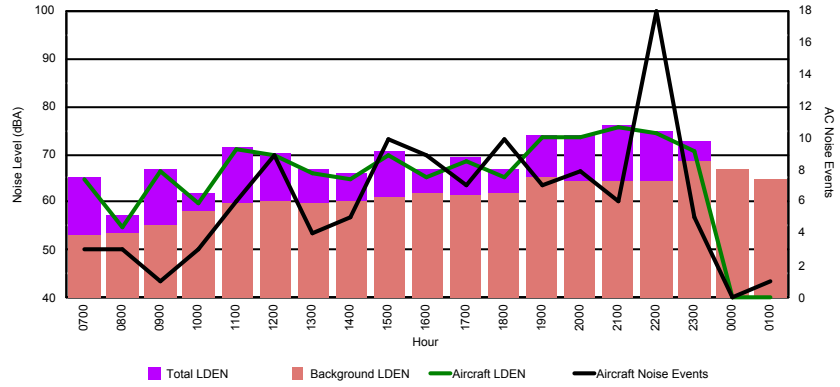

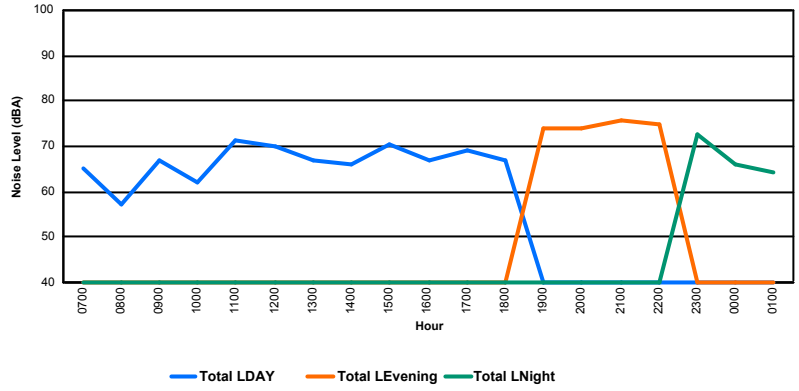

LE GOUVERNEMENT
DU GRAND-DUCHÉ DE LUXEMBOURG
Administration de la navigation aérienne

Luxembourg Airport

Noise Distribution by Hour

Between 28/10/2019 00:00:00 and 28/10/2019 23:59:59 (Local Time)

Day	Aircraft Events	Total LDEN dB (A)	Aircraft LDEN dB(A)	Background LDEN dB(A)	Total LDay dB(A)	Total LEvening dB(A)	Total LNight dB (A)
28/10/19 7:00	3	55.1	54.9	42.9	55.1	-	-
28/10/19 8:00	4	57.4	56.8	48.0	57.4	-	-
28/10/19 9:00	7	56.3	52.8	53.9	56.3	-	-
28/10/19 10:00	9	57.3	56.5	49.9	57.3	-	-
28/10/19 11:00	4	51.8	49.6	48.1	51.8	-	-
28/10/19 12:00	2	58.4	58.0	47.6	58.4	-	-
28/10/19 13:00	5	58.2	57.6	49.9	58.2	-	-
28/10/19 14:00	1	52.5	43.4	52.0	52.5	-	-
28/10/19 15:00	1	50.1	44.5	48.7	50.1	-	-
28/10/19 16:00	6	56.6	54.9	51.9	56.6	-	-
28/10/19 17:00	2	57.3	56.8	47.8	57.3	-	-
28/10/19 18:00	3	56.7	56.1	47.9	56.7	-	-
28/10/19 19:00	-	47.9	-	47.9	-	47.9	-
28/10/19 20:00	3	58.3	57.5	50.6	-	58.3	-
28/10/19 21:00	3	57.2	55.7	52.2	-	57.2	-
28/10/19 22:00	2	57.9	57.2	49.2	-	57.9	-
28/10/19 23:00	-	50.5	-	50.5	-	-	50.5
29/10/19 0:00	-	44.9	-	44.9	-	-	44.9
29/10/19 1:00	-	58.0	-	58.0	-	-	58.0
29/10/19 2:00	-	42.1	-	42.1	-	-	42.1
29/10/19 3:00	-	44.8	-	44.8	-	-	44.8
29/10/19 4:00	-	54.3	-	54.3	-	-	54.3
29/10/19 5:00	-	55.2	-	55.2	-	-	55.2
29/10/19 6:00	2	62.0	58.6	59.4	-	-	62.0
	57	**56.2**	**54.1**	**52.1**	**56.3**	**56.7**	**55.7**

Location: Roodt/Syr NMT # 1

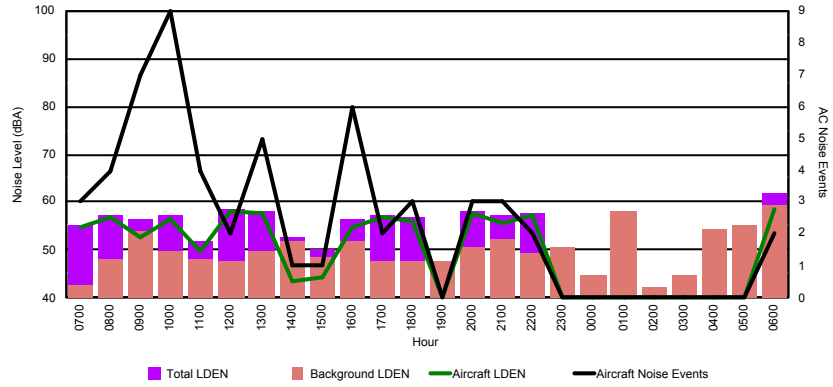

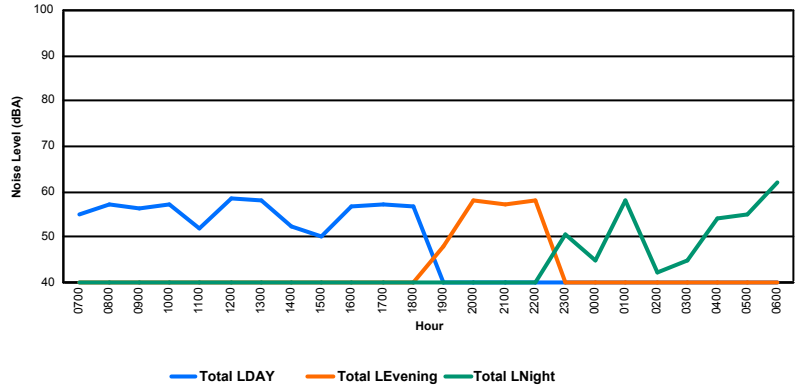

LE GOUVERNEMENT
DU GRAND-DUCHÉ DE LUXEMBOURG
Administration de la navigation aérienne

Luxembourg Airport

Noise Distribution by Hour

Between 28/10/2019 00:00:00 and 28/10/2019 23:59:59 (Local Time)

Day	Aircraft Events	Total LDEN dB (A)	Aircraft LDEN dB(A)	Background LDEN dB(A)	Total LDay dB(A)	Total LEvening dB(A)	Total LNight dB (A)
28/10/19 7:00	3	67.7	67.6	49.8	67.7	-	-
28/10/19 8:00	4	67.7	67.6	49.5	67.7	-	-
28/10/19 9:00	6	64.4	64.2	50.2	64.4	-	-
28/10/19 10:00	11	69.5	69.5	51.3	69.5	-	-
28/10/19 11:00	9	61.1	60.6	51.9	61.1	-	-
28/10/19 12:00	9	68.1	68.0	51.8	68.1	-	-
28/10/19 13:00	7	66.4	66.3	52.0	66.4	-	-
28/10/19 14:00	6	59.2	58.3	52.3	59.2	-	-
28/10/19 15:00	8	59.9	58.9	53.4	59.9	-	-
28/10/19 16:00	11	68.0	67.9	54.1	68.0	-	-
28/10/19 17:00	7	67.2	67.0	54.1	67.2	-	-
28/10/19 18:00	11	66.0	65.7	54.4	66.0	-	-
28/10/19 19:00	5	61.8	59.9	57.4	-	61.8	-
28/10/19 20:00	6	66.3	65.8	56.1	-	66.3	-
28/10/19 21:00	6	72.3	72.1	55.0	-	72.3	-
28/10/19 22:00	3	71.5	71.4	52.6	-	71.5	-
28/10/19 23:00	-	55.7	-	55.7	-	-	55.7
29/10/19 0:00	-	53.7	-	53.7	-	-	53.7
29/10/19 1:00	-	53.5	-	53.5	-	-	53.5
29/10/19 2:00	-	53.6	-	53.6	-	-	53.6
29/10/19 3:00	-	54.1	-	54.1	-	-	54.1
29/10/19 4:00	-	55.7	-	55.7	-	-	55.7
29/10/19 5:00	-	59.0	-	59.0	-	-	59.0
29/10/19 6:00	10	72.3	71.9	62.0	-	-	72.3
	122	**66.6**	**66.3**	**55.0**	**66.4**	**69.6**	**63.9**

Location: DVOR NMT # 2

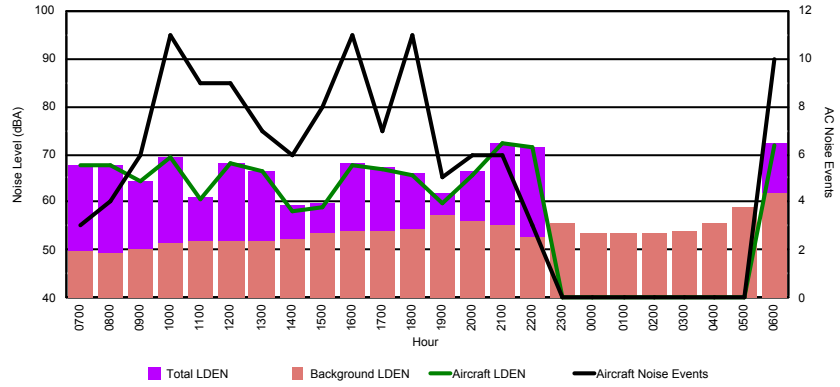

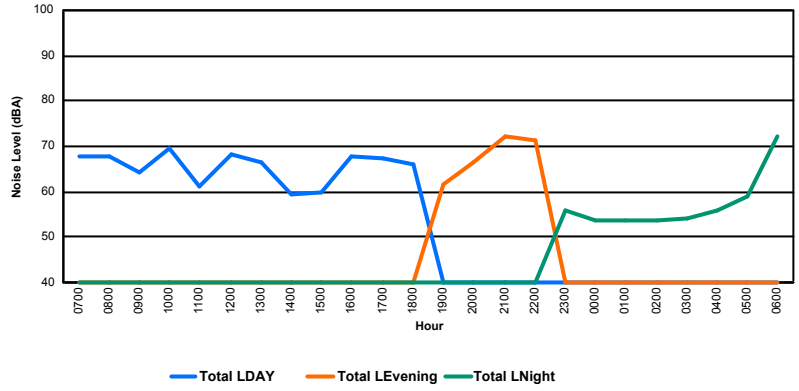

LE GOUVERNEMENT
DU GRAND-DUCHÉ DE LUXEMBOURG
Administration de la navigation aérienne

Luxembourg Airport

Noise Distribution by Hour

Between 28/10/2019 00:00:00 and 28/10/2019 23:59:59 (Local Time)

Day	Aircraft Events	Total LDEN dB (A)	Aircraft LDEN dB(A)	Background LDEN dB(A)	Total LDay dB(A)	Total LEvening dB(A)	Total LNight dB (A)
28/10/19 7:00	8	74.9	74.9	57.4	74.9	-	-
28/10/19 8:00	7	66.3	65.7	57.6	66.3	-	-
28/10/19 9:00	6	65.1	63.3	60.6	65.1	-	-
28/10/19 10:00	10	71.6	70.9	63.5	71.6	-	-
28/10/19 11:00	12	68.3	67.5	61.2	68.3	-	-
28/10/19 12:00	10	71.2	70.9	60.4	71.2	-	-
28/10/19 13:00	9	69.3	68.9	59.0	69.3	-	-
28/10/19 14:00	17	67.8	67.0	60.0	67.8	-	-
28/10/19 15:00	18	65.7	64.9	58.5	65.7	-	-
28/10/19 16:00	16	72.8	72.6	59.2	72.8	-	-
28/10/19 17:00	10	71.0	70.4	62.3	71.0	-	-
28/10/19 18:00	11	70.3	69.2	63.8	70.3	-	-
28/10/19 19:00	5	67.7	65.4	63.9	-	67.7	-
28/10/19 20:00	8	73.0	72.6	63.1	-	73.0	-
28/10/19 21:00	9	76.8	76.5	64.6	-	76.8	-
28/10/19 22:00	5	77.5	77.3	63.8	-	77.5	-
28/10/19 23:00	-	60.2	-	60.2	-	-	60.2
29/10/19 0:00	-	67.6	-	67.7	-	-	67.6
29/10/19 1:00	-	61.3	-	61.3	-	-	61.3
29/10/19 2:00	-	62.4	-	62.7	-	-	62.4
29/10/19 3:00	-	58.9	-	58.9	-	-	58.9
29/10/19 4:00	-	63.5	-	63.6	-	-	63.5
29/10/19 5:00	-	64.5	-	65.0	-	-	64.5
29/10/19 6:00	14	79.4	78.9	71.8	-	-	79.4
	175	**71.8**	**71.2**	**63.7**	**70.5**	**75.1**	**71.1**

Location: Mid Runway NMT # 3

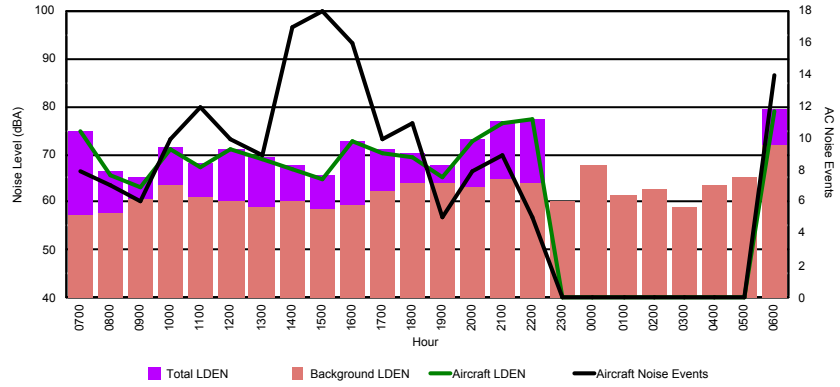

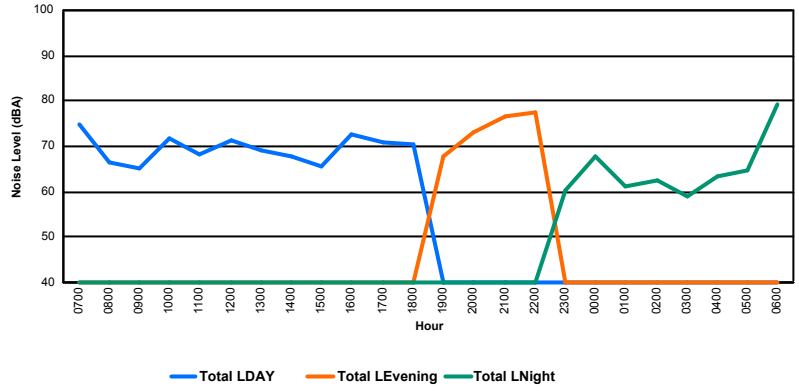

LE GOUVERNEMENT
DU GRAND-DUCHÉ DE LUXEMBOURG
Administration de la navigation aérienne

Luxembourg Airport

Noise Distribution by Hour

Between 28/10/2019 00:00:00 and 28/10/2019 23:59:59 (Local Time)

Day	Aircraft Events	Total LDEN dB (A)	Aircraft LDEN dB(A)	Background LDEN dB(A)	Total LDay dB(A)	Total LEvening dB(A)	Total LNight dB (A)
28/10/19 7:00	10	66.7	63.5	69.0	66.7	-	-
28/10/19 8:00	5	68.2	65.4	68.7	68.2	-	-
28/10/19 9:00	7	66.3	61.8	66.0	66.3	-	-
28/10/19 10:00	11	64.4	58.0	64.7	64.4	-	-
28/10/19 11:00	26	69.5	68.5	64.2	69.5	-	-
28/10/19 12:00	13	68.9	67.6	64.9	68.9	-	-
28/10/19 13:00	7	66.8	63.4	65.7	66.8	-	-
28/10/19 14:00	29	72.2	71.9	64.3	72.2	-	-
28/10/19 15:00	23	68.0	66.9	63.9	68.0	-	-
28/10/19 16:00	9	72.0	71.6	60.8	72.0	-	-
28/10/19 17:00	32	70.1	69.3	63.4	70.1	-	-
28/10/19 18:00	9	69.8	68.9	63.7	69.8	-	-
28/10/19 19:00	8	73.6	72.5	67.6	-	73.6	-
28/10/19 20:00	6	71.4	69.9	66.2	-	71.4	-
28/10/19 21:00	3	68.3	64.9	65.8	-	68.3	-
28/10/19 22:00	19	73.7	73.1	66.0	-	73.7	-
28/10/19 23:00	-	67.3	-	67.4	-	-	67.3
29/10/19 0:00	2	79.0	78.8	65.9	-	-	79.0
29/10/19 1:00	1	63.5	41.4	64.0	-	-	63.5
29/10/19 2:00	1	64.3	46.5	64.9	-	-	64.3
29/10/19 3:00	-	65.3	-	65.7	-	-	65.3
29/10/19 4:00	-	67.0	-	67.7	-	-	67.0
29/10/19 5:00	-	71.2	-	72.4	-	-	71.2
29/10/19 6:00	6	77.9	75.7	77.4	-	-	77.9
	227	**71.5**	**70.0**	**68.2**	**69.1**	**72.2**	**73.3**

Location: NDB-Hamm NMT # 4

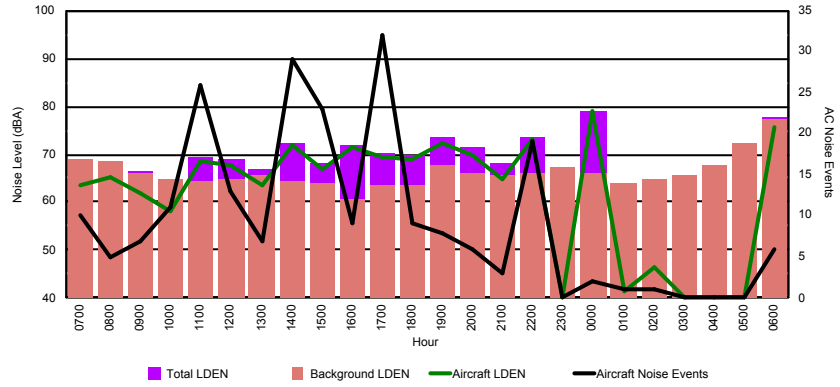

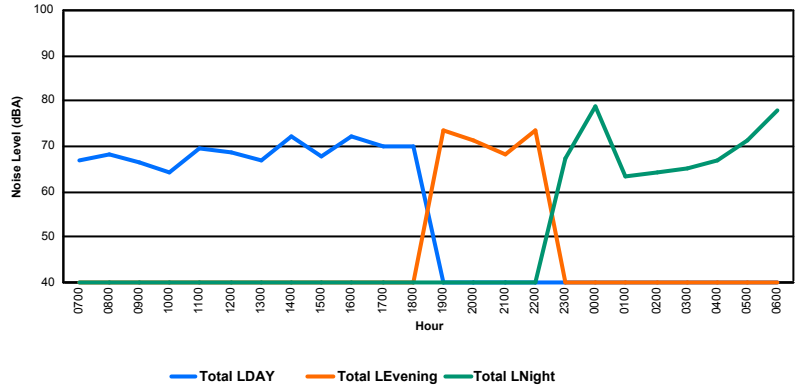

LE GOUVERNEMENT
DU GRAND-DUCHÉ DE LUXEMBOURG
Administration de la navigation aérienne

Luxembourg Airport

Noise Distribution by Hour

Between 29/10/2019 00:00:00 and 29/10/2019 23:59:59 (Local Time)

Day	Aircraft Events	Total LDEN dB (A)	Aircraft LDEN dB(A)	Background LDEN dB(A)	Total LDay dB(A)	Total LEvening dB(A)	Total LNight dB (A)
29/10/19 7:00	3	55.7	55.0	47.6	55.7	-	-
29/10/19 8:00	1	47.5	42.5	45.9	47.5	-	-
29/10/19 9:00	1	53.7	52.1	48.7	53.7	-	-
29/10/19 10:00	3	52.3	49.4	49.3	52.3	-	-
29/10/19 11:00	5	59.1	57.5	54.1	59.1	-	-
29/10/19 12:00	-	51.5	-	51.6	51.5	-	-
29/10/19 13:00	2	56.3	54.6	51.4	56.3	-	-
29/10/19 14:00	2	59.0	48.6	58.7	59.0	-	-
29/10/19 15:00	3	61.1	60.2	54.0	61.1	-	-
29/10/19 16:00	1	56.0	50.1	54.7	56.0	-	-
29/10/19 17:00	1	52.2	40.9	51.9	52.2	-	-
29/10/19 18:00	3	58.1	57.7	48.2	58.1	-	-
29/10/19 19:00	1	50.6	44.7	49.5	-	50.6	-
29/10/19 20:00	4	62.9	62.0	55.6	-	62.9	-
29/10/19 21:00	2	62.4	62.3	48.6	-	62.4	-
29/10/19 22:00	4	64.1	63.8	51.4	-	64.1	-
29/10/19 23:00	2	65.9	65.4	56.9	-	-	65.9
30/10/19 0:00	1	67.6	67.5	45.9	-	-	67.6
30/10/19 1:00	-	41.9	-	41.9	-	-	41.9
30/10/19 2:00	-	43.0	-	43.0	-	-	43.0
30/10/19 3:00	-	45.5	-	45.5	-	-	45.5
30/10/19 4:00	-	55.0	-	55.0	-	-	55.0
30/10/19 5:00	-	52.3	-	52.3	-	-	52.3
30/10/19 6:00	4	67.1	66.6	57.4	-	-	67.1
	43	**60.5**	**59.7**	**52.8**	**56.6**	**62.0**	**62.8**

Location: Roodt/Syr NMT # 1

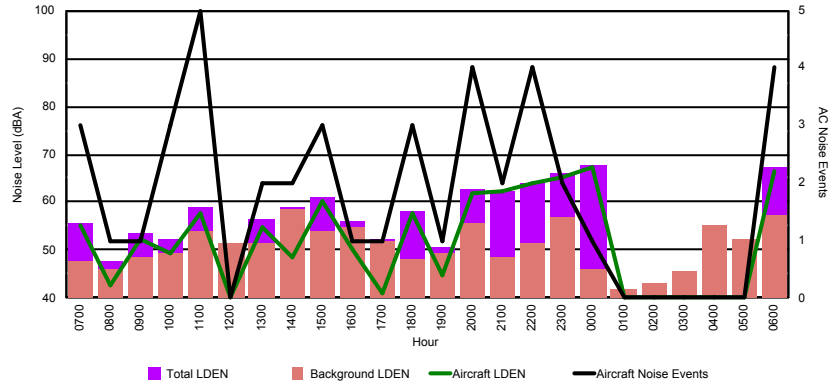

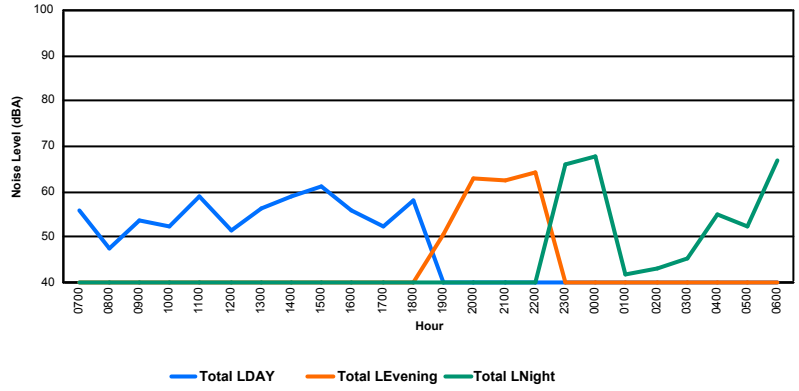

LE GOUVERNEMENT
DU GRAND-DUCHÉ DE LUXEMBOURG
Administration de la navigation aérienne

Luxembourg Airport

Noise Distribution by Hour

Between 29/10/2019 00:00:00 and 29/10/2019 23:59:59 (Local Time)

Day	Aircraft Events	Total LDEN dB (A)	Aircraft LDEN dB(A)	Background LDEN dB(A)	Total LDay dB(A)	Total LEvening dB(A)	Total LNight dB (A)
29/10/19 7:00	9	63.7	63.4	52.6	63.7	-	-
29/10/19 8:00	2	56.5	54.1	53.0	56.5	-	-
29/10/19 9:00	4	62.4	61.8	53.5	62.4	-	-
29/10/19 10:00	7	60.0	59.0	53.6	60.0	-	-
29/10/19 11:00	13	66.7	66.5	53.6	66.7	-	-
29/10/19 12:00	2	57.0	55.3	52.2	57.0	-	-
29/10/19 13:00	3	62.9	62.5	52.8	62.9	-	-
29/10/19 14:00	8	62.2	61.6	53.5	62.2	-	-
29/10/19 15:00	7	69.5	69.4	53.5	69.5	-	-
29/10/19 16:00	4	62.6	62.0	54.0	62.6	-	-
29/10/19 17:00	8	60.4	59.2	54.3	60.4	-	-
29/10/19 18:00	9	66.5	66.2	53.8	66.5	-	-
29/10/19 19:00	6	62.9	61.2	58.3	-	62.9	-
29/10/19 20:00	8	75.9	75.9	57.4	-	75.9	-
29/10/19 21:00	2	70.9	70.8	55.2	-	70.9	-
29/10/19 22:00	4	71.6	71.5	54.2	-	71.6	-
29/10/19 23:00	2	73.3	73.2	57.4	-	-	73.3
30/10/19 0:00	1	75.4	75.3	55.3	-	-	75.4
30/10/19 1:00	-	53.6	-	53.6	-	-	53.6
30/10/19 2:00	-	53.1	-	53.1	-	-	53.1
30/10/19 3:00	-	54.1	-	54.1	-	-	54.1
30/10/19 4:00	-	56.5	-	56.5	-	-	56.5
30/10/19 5:00	-	59.6	-	59.6	-	-	59.6
30/10/19 6:00	12	76.3	76.2	63.5	-	-	76.3
	111	**69.2**	**69.0**	**56.0**	**64.1**	**72.3**	**71.0**

Location: DVOR NMT # 2

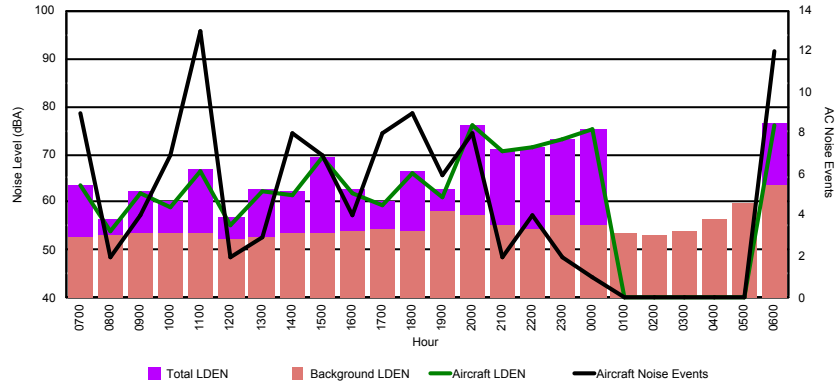

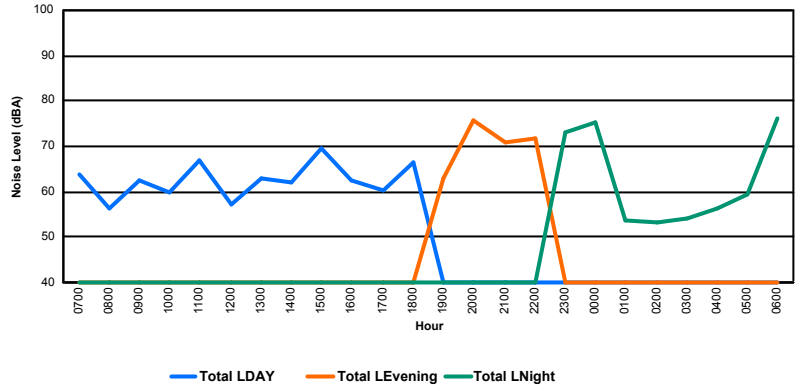

LE GOUVERNEMENT
DU GRAND-DUCHÉ DE LUXEMBOURG
Administration de la navigation aérienne

Luxembourg Airport

Noise Distribution by Hour

Between 29/10/2019 00:00:00 and 29/10/2019 23:59:59 (Local Time)

Day	Aircraft Events	Total LDEN dB (A)	Aircraft LDEN dB(A)	Background LDEN dB(A)	Total LDay dB(A)	Total LEvening dB(A)	Total LNight dB (A)
29/10/19 7:00	9	67.4	67.0	56.7	67.4	-	-
29/10/19 8:00	8	61.6	60.6	54.9	61.6	-	-
29/10/19 9:00	6	70.0	69.7	57.4	70.0	-	-
29/10/19 10:00	10	68.8	68.3	59.9	68.8	-	-
29/10/19 11:00	14	72.6	72.3	60.2	72.6	-	-
29/10/19 12:00	6	63.3	62.7	55.0	63.3	-	-
29/10/19 13:00	10	65.2	64.5	56.9	65.2	-	-
29/10/19 14:00	14	66.4	65.6	58.8	66.4	-	-
29/10/19 15:00	15	70.3	70.1	57.9	70.3	-	-
29/10/19 16:00	6	68.5	68.1	57.7	68.5	-	-
29/10/19 17:00	9	65.1	63.8	59.6	65.1	-	-
29/10/19 18:00	11	69.6	69.0	60.9	69.6	-	-
29/10/19 19:00	10	69.0	67.2	64.7	-	69.0	-
29/10/19 20:00	8	78.7	78.2	69.0	-	78.7	-
29/10/19 21:00	3	72.6	72.1	63.4	-	72.6	-
29/10/19 22:00	6	74.4	74.1	63.1	-	74.4	-
29/10/19 23:00	2	75.2	74.7	65.3	-	-	75.2
30/10/19 0:00	1	78.5	78.1	67.6	-	-	78.5
30/10/19 1:00	-	59.4	-	59.5	-	-	59.4
30/10/19 2:00	-	62.9	-	63.0	-	-	62.9
30/10/19 3:00	-	57.3	-	57.3	-	-	57.3
30/10/19 4:00	-	58.1	-	58.1	-	-	58.1
30/10/19 5:00	-	62.6	-	62.6	-	-	62.6
30/10/19 6:00	14	78.5	77.9	71.3	-	-	78.5
	162	**72.1**	**71.6**	**63.4**	**68.4**	**75.0**	**73.5**

Location: Mid Runway NMT # 3

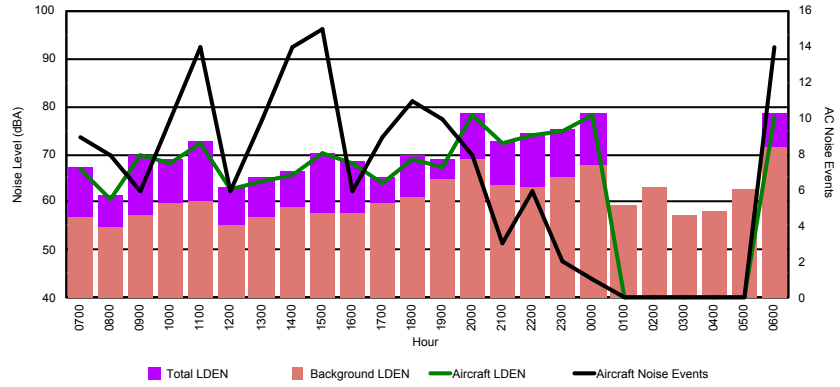

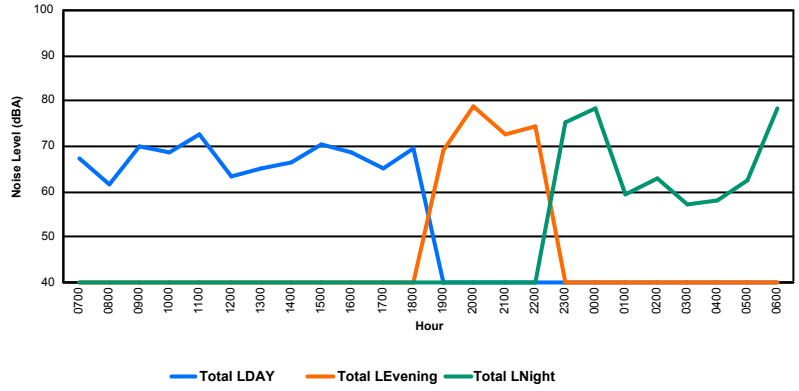

LE GOUVERNEMENT
DU GRAND-DUCHÉ DE LUXEMBOURG
Administration de la navigation aérienne

Luxembourg Airport

Noise Distribution by Hour

Between 29/10/2019 00:00:00 and 29/10/2019 23:59:59 (Local Time)

Day	Aircraft Events	Total LDEN dB (A)	Aircraft LDEN dB(A)	Background LDEN dB(A)	Total LDay dB(A)	Total LEvening dB(A)	Total LNight dB (A)
29/10/19 7:00	4	68.8	66.5	68.3	68.8	-	-
29/10/19 8:00	15	68.0	66.7	69.1	68.0	-	-
29/10/19 9:00	17	68.0	66.5	65.2	68.0	-	-
29/10/19 10:00	17	71.4	70.8	65.5	71.4	-	-
29/10/19 11:00	14	67.8	65.3	66.1	67.8	-	-
29/10/19 12:00	37	65.8	63.5	63.9	65.8	-	-
29/10/19 13:00	27	67.6	66.0	64.8	67.6	-	-
29/10/19 14:00	24	68.3	66.8	65.3	68.3	-	-
29/10/19 15:00	27	70.4	69.6	64.6	70.4	-	-
29/10/19 16:00	18	66.4	64.1	63.6	66.4	-	-
29/10/19 17:00	27	72.0	71.5	62.8	72.0	-	-
29/10/19 18:00	9	65.3	62.0	63.3	65.3	-	-
29/10/19 19:00	16	72.1	70.3	68.3	-	72.1	-
29/10/19 20:00	5	75.5	74.9	67.1	-	75.5	-
29/10/19 21:00	10	73.1	72.0	66.9	-	73.1	-
29/10/19 22:00	16	72.1	71.2	66.9	-	72.1	-
29/10/19 23:00	1	71.0	66.9	68.9	-	-	71.0
30/10/19 0:00	1	73.7	72.3	69.1	-	-	73.7
30/10/19 1:00	-	66.9	-	66.5	-	-	66.9
30/10/19 2:00	1	72.7	72.2	66.0	-	-	72.7
30/10/19 3:00	-	66.8	-	67.4	-	-	66.8
30/10/19 4:00	2	68.8	49.6	69.6	-	-	68.8
30/10/19 5:00	-	71.9	-	73.7	-	-	71.9
30/10/19 6:00	5	76.7	73.7	76.9	-	-	76.7
	293	**71.2**	**69.2**	**68.7**	**68.8**	**73.4**	**72.2**

Location: NDB-Hamm NMT # 4

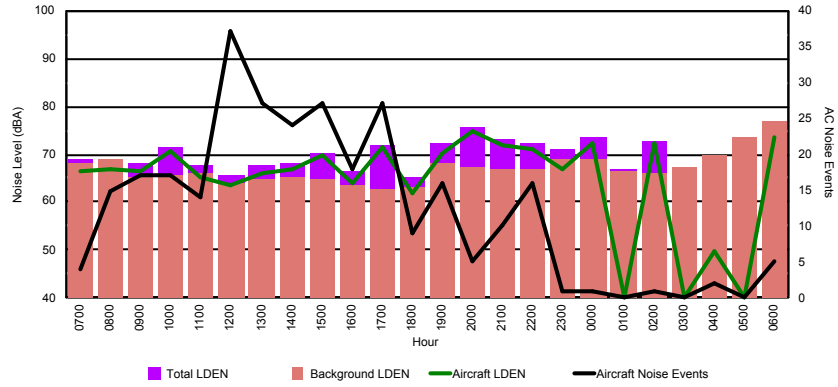

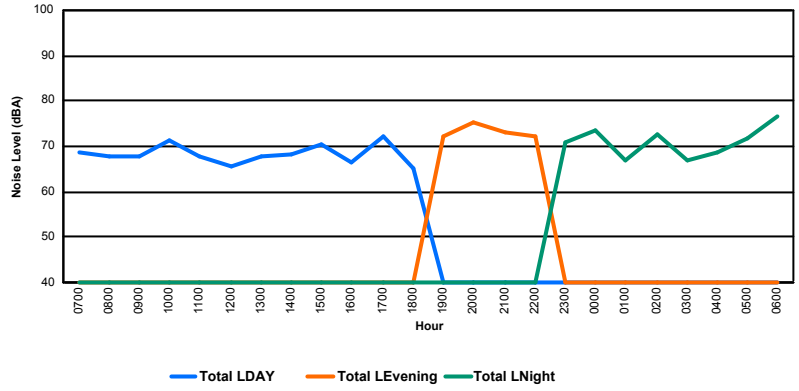

LE GOUVERNEMENT
DU GRAND-DUCHÉ DE LUXEMBOURG
Administration de la navigation aérienne

Luxembourg Airport

Noise Distribution by Hour

Between 30/10/2019 00:00:00 and 30/10/2019 23:59:59 (Local Time)

Day	Aircraft Events	Total LDEN dB (A)	Aircraft LDEN dB(A)	Background LDEN dB(A)	Total LDay dB(A)	Total LEvening dB(A)	Total LNight dB (A)
30/10/19 7:00	6	57.6	57.0	48.7	57.6	-	-
30/10/19 8:00	2	56.9	56.1	48.9	56.9	-	-
30/10/19 9:00	2	53.2	44.7	52.6	53.2	-	-
30/10/19 10:00	2	57.3	56.4	50.3	57.3	-	-
30/10/19 11:00	4	53.1	49.3	50.9	53.1	-	-
30/10/19 12:00	1	52.1	45.7	51.0	52.1	-	-
30/10/19 13:00	3	58.2	57.5	50.1	58.2	-	-
30/10/19 14:00	1	57.5	56.5	50.7	57.5	-	-
30/10/19 15:00	-	51.8	-	51.8	51.8	-	-
30/10/19 16:00	1	55.5	41.0	55.4	55.5	-	-
30/10/19 17:00	8	61.4	61.1	50.3	61.4	-	-
30/10/19 18:00	4	54.1	51.8	50.4	54.1	-	-
30/10/19 19:00	4	63.0	62.5	53.2	-	63.0	-
30/10/19 20:00	2	57.8	54.7	54.9	-	57.8	-
30/10/19 21:00	5	63.7	63.3	54.1	-	63.7	-
30/10/19 22:00	4	66.4	66.2	54.5	-	66.4	-
30/10/19 23:00	-	52.1	-	52.1	-	-	52.1
31/10/19 0:00	-	48.7	-	48.7	-	-	48.7
31/10/19 1:00	-	44.1	-	44.1	-	-	44.1
31/10/19 2:00	-	50.8	-	50.8	-	-	50.8
31/10/19 3:00	-	44.7	-	44.7	-	-	44.7
31/10/19 4:00	-	50.2	-	50.2	-	-	50.2
31/10/19 5:00	-	56.5	-	56.6	-	-	56.5
31/10/19 6:00	5	63.6	62.6	57.3	-	-	63.6
	54	**58.8**	**57.7**	**52.4**	**56.6**	**63.7**	**56.1**

Location: Roodt/Syr NMT # 1

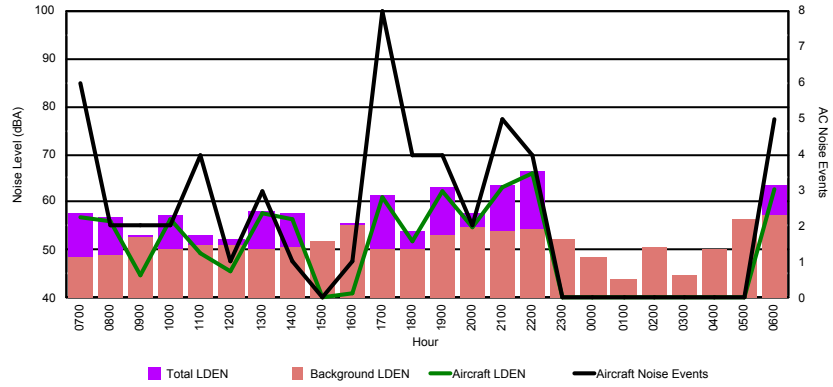

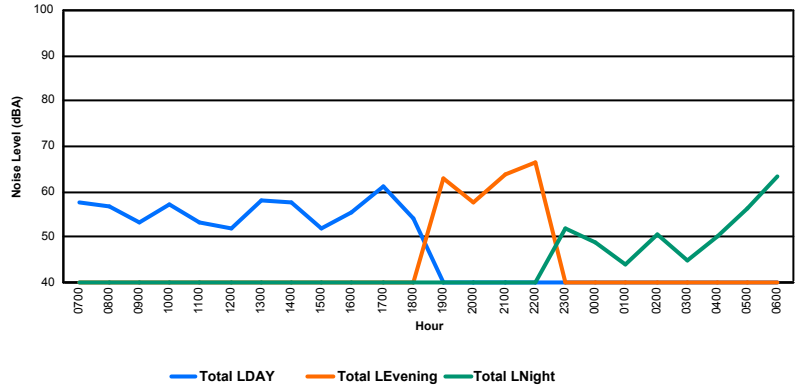

LE GOUVERNEMENT
DU GRAND-DUCHÉ DE LUXEMBOURG
Administration de la navigation aérienne

Luxembourg Airport

Noise Distribution by Hour

Between 30/10/2019 00:00:00 and 30/10/2019 23:59:59 (Local Time)

Day	Aircraft Events	Total LDEN dB (A)	Aircraft LDEN dB(A)	Background LDEN dB(A)	Total LDay dB(A)	Total LEvening dB(A)	Total LNight dB (A)
30/10/19 7:00	9	63.8	63.2	55.0	63.8	-	-
30/10/19 8:00	4	64.0	63.7	52.5	64.0	-	-
30/10/19 9:00	4	59.8	58.8	53.0	59.8	-	-
30/10/19 10:00	5	65.3	65.0	53.3	65.3	-	-
30/10/19 11:00	9	61.7	61.0	54.2	61.7	-	-
30/10/19 12:00	4	59.4	58.5	52.7	59.4	-	-
30/10/19 13:00	7	66.2	66.0	53.5	66.2	-	-
30/10/19 14:00	7	66.7	66.5	53.4	66.7	-	-
30/10/19 15:24	1	53.6	44.8	53.0	53.6	-	-
30/10/19 16:00	4	57.7	55.6	53.7	57.7	-	-
30/10/19 17:00	10	71.2	71.1	54.4	71.2	-	-
30/10/19 18:00	14	62.7	62.1	54.4	62.7	-	-
30/10/19 19:00	8	70.6	70.3	57.9	-	70.6	-
30/10/19 20:00	5	66.1	65.6	56.1	-	66.1	-
30/10/19 21:00	5	71.4	71.3	55.4	-	71.4	-
30/10/19 22:00	5	74.6	74.5	55.4	-	74.6	-
30/10/19 23:00	-	61.3	-	61.3	-	-	61.3
31/10/19 0:00	-	55.2	-	55.2	-	-	55.2
31/10/19 1:00	-	54.2	-	54.2	-	-	54.2
31/10/19 2:00	-	53.6	-	53.6	-	-	53.6
31/10/19 3:00	-	54.3	-	54.3	-	-	54.3
31/10/19 4:00	-	57.2	-	57.2	-	-	57.2
31/10/19 5:00	-	61.4	-	61.4	-	-	61.4
31/10/19 6:00	11	72.9	72.2	64.7	-	-	72.9
	112	**67.0**	**66.5**	**57.0**	**64.9**	**71.6**	**64.7**

Location: DVOR NMT # 2

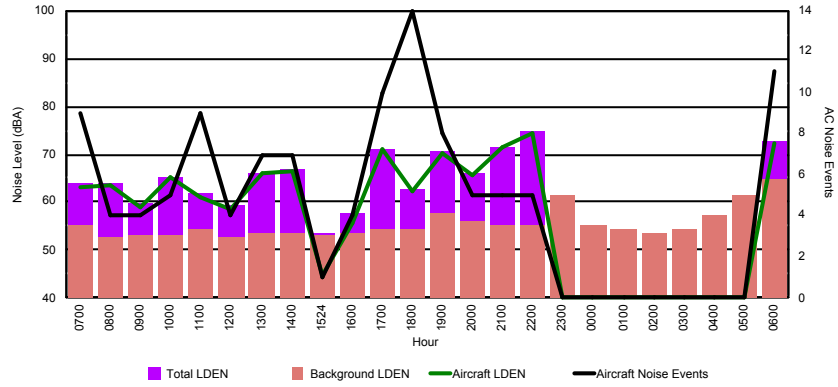

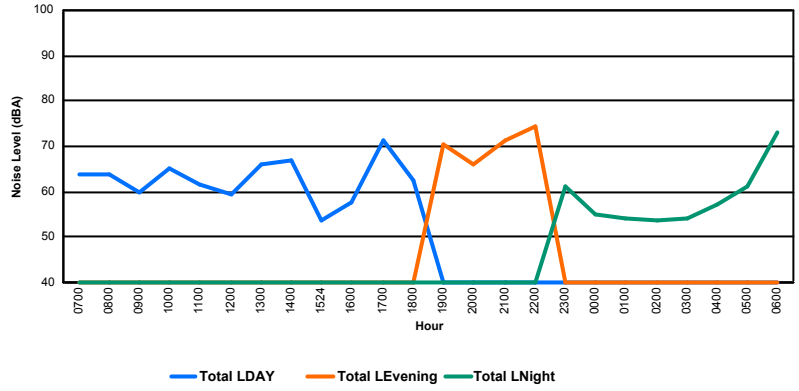

LE GOUVERNEMENT
DU GRAND-DUCHÉ DE LUXEMBOURG
Administration de la navigation aérienne

Luxembourg Airport

Noise Distribution by Hour

Between 30/10/2019 00:00:00 and 30/10/2019 23:59:59 (Local Time)

Day	Aircraft Events	Total LDEN dB (A)	Aircraft LDEN dB(A)	Background LDEN dB(A)	Total LDay dB(A)	Total LEvening dB(A)	Total LNight dB (A)
30/10/19 7:00	12	68.8	67.9	61.9	68.8	-	-
30/10/19 8:00	7	65.7	64.6	59.5	65.7	-	-
30/10/19 9:00	9	66.9	66.1	59.1	66.9	-	-
30/10/19 10:00	11	67.7	67.0	59.8	67.7	-	-
30/10/19 11:00	22	68.0	67.6	58.1	68.0	-	-
30/10/19 12:00	7	65.4	64.7	57.4	65.4	-	-
30/10/19 13:00	14	68.7	68.4	57.4	68.7	-	-
30/10/19 14:00	14	69.0	68.7	58.0	69.0	-	-
30/10/19 15:00	9	65.0	61.5	62.6	65.0	-	-
30/10/19 16:00	6	61.8	60.5	56.1	61.8	-	-
30/10/19 17:00	13	73.5	73.3	59.2	73.5	-	-
30/10/19 18:00	15	69.1	68.5	60.5	69.1	-	-
30/10/19 19:00	13	73.9	73.3	65.6	-	73.9	-
30/10/19 20:00	8	73.5	72.4	67.0	-	73.5	-
30/10/19 21:00	6	77.7	77.4	65.8	-	77.7	-
30/10/19 22:00	14	77.7	77.5	66.3	-	77.7	-
30/10/19 23:00	-	63.1	-	63.1	-	-	63.1
31/10/19 0:00	7	62.7	59.3	60.5	-	-	62.7
31/10/19 1:00	9	65.0	60.6	63.5	-	-	65.0
31/10/19 2:00	3	60.1	54.3	59.0	-	-	60.1
31/10/19 3:00	-	58.5	-	58.5	-	-	58.5
31/10/19 4:00	-	59.1	-	59.1	-	-	59.1
31/10/19 5:00	-	63.3	-	63.2	-	-	63.3
31/10/19 6:00	12	78.4	77.4	72.7	-	-	78.4
	211	**71.4**	**70.7**	**63.7**	**68.4**	**76.1**	**70.1**

Location: Mid Runway NMT # 3

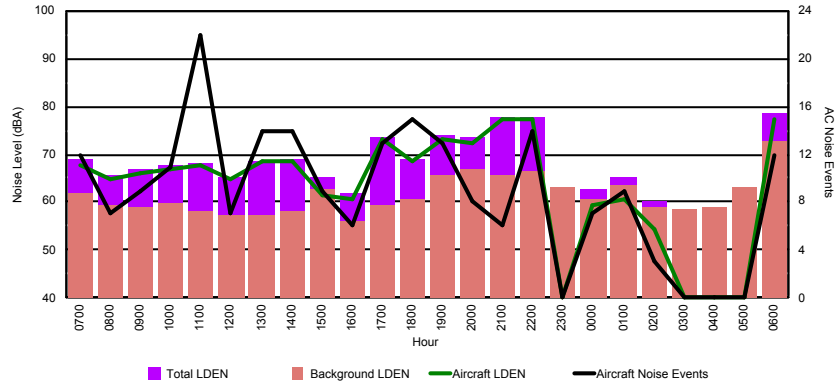

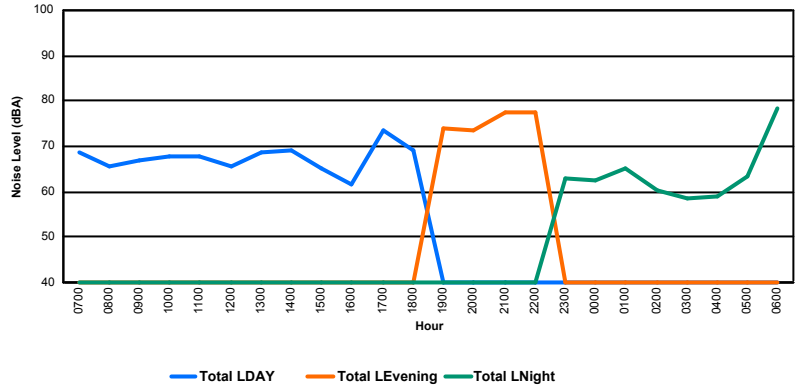

LE GOUVERNEMENT
DU GRAND-DUCHÉ DE LUXEMBOURG
Administration de la navigation aérienne

Luxembourg Airport

Noise Distribution by Hour

Between 30/10/2019 00:00:00 and 30/10/2019 23:59:59 (Local Time)

Day	Aircraft Events	Total LDEN dB (A)	Aircraft LDEN dB(A)	Background LDEN dB(A)	Total LDay dB(A)	Total LEvening dB(A)	Total LNight dB (A)
30/10/19 7:00	5	69.3	67.2	75.6	69.3	-	-
30/10/19 8:00	12	67.0	64.9	67.3	67.0	-	-
30/10/19 9:00	22	71.8	71.3	64.8	71.8	-	-
30/10/19 10:00	13	69.7	68.7	65.6	69.7	-	-
30/10/19 11:00	25	68.1	66.9	65.3	68.1	-	-
30/10/19 12:00	23	66.3	64.0	64.8	66.3	-	-
30/10/19 13:00	28	66.1	64.7	64.8	66.1	-	-
30/10/19 14:00	13	67.5	65.4	65.9	67.5	-	-
30/10/19 15:24	8	68.8	67.5	63.0	68.8	-	-
30/10/19 16:00	18	67.4	66.0	64.2	67.4	-	-
30/10/19 17:00	19	67.4	66.0	63.1	67.4	-	-
30/10/19 18:00	15	68.1	66.6	64.0	68.1	-	-
30/10/19 19:00	23	73.9	72.9	68.6	-	73.9	-
30/10/19 20:00	8	75.2	74.5	67.2	-	75.2	-
30/10/19 21:00	5	71.2	69.6	66.5	-	71.2	-
30/10/19 22:00	19	73.1	72.4	66.6	-	73.1	-
30/10/19 23:00	1	70.9	62.9	70.3	-	-	70.9
31/10/19 0:00	8	69.7	67.4	67.0	-	-	69.7
31/10/19 1:00	13	69.4	67.9	65.4	-	-	69.4
31/10/19 2:00	7	67.7	65.0	65.2	-	-	67.7
31/10/19 3:00	2	66.9	59.1	66.7	-	-	66.9
31/10/19 4:00	-	68.5	-	69.5	-	-	68.5
31/10/19 5:00	-	72.5	-	74.2	-	-	72.5
31/10/19 6:00	4	77.1	74.0	77.8	-	-	77.1
	291	**70.9**	**68.7**	**69.6**	**68.4**	**73.6**	**71.7**

Location: NDB-Hamm NMT # 4

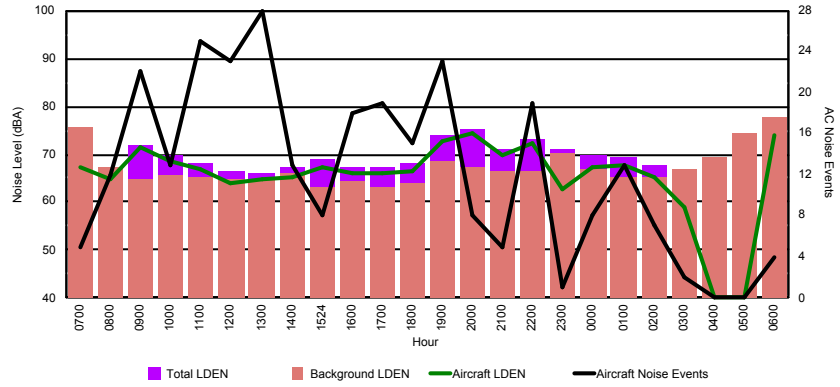

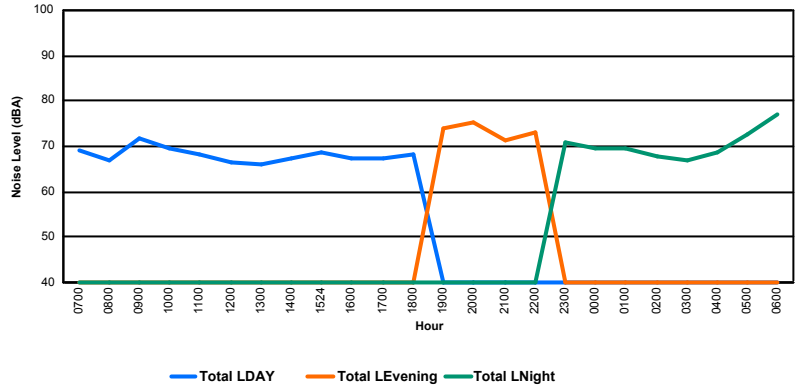

LE GOUVERNEMENT
DU GRAND-DUCHÉ DE LUXEMBOURG
Administration de la navigation aérienne

Luxembourg Airport

Noise Distribution by Hour

Between 31/10/2019 00:00:00 and 31/10/2019 23:59:59 (Local Time)

Day	Aircraft Events	Total LDEN dB (A)	Aircraft LDEN dB(A)	Background LDEN dB(A)	Total LDay dB(A)	Total LEvening dB(A)	Total LNight dB (A)
31/10/19 7:00	2	49.4	45.4	47.3	49.4	-	-
31/10/19 8:00	3	57.3	56.7	48.4	57.3	-	-
31/10/19 9:00	2	56.4	55.9	47.0	56.4	-	-
31/10/19 10:00	2	52.4	49.0	49.8	52.4	-	-
31/10/19 11:00	6	60.1	59.6	50.4	60.1	-	-
31/10/19 12:00	1	48.3	40.8	47.5	48.3	-	-
31/10/19 13:00	2	51.3	45.6	50.1	51.3	-	-
31/10/19 14:00	3	58.3	57.8	48.1	58.3	-	-
31/10/19 15:00	2	60.4	57.1	57.7	60.4	-	-
31/10/19 16:00	2	51.8	48.2	49.3	51.8	-	-
31/10/19 17:00	4	58.0	57.3	50.0	58.0	-	-
31/10/19 18:00	4	57.4	56.7	49.4	57.4	-	-
31/10/19 19:00	3	57.5	55.8	52.8	-	57.5	-
31/10/19 20:00	4	60.3	59.4	52.4	-	60.3	-
31/10/19 21:00	2	56.9	55.5	52.5	-	56.9	-
31/10/19 22:00	3	62.8	62.5	52.0	-	62.8	-
31/10/19 23:00	4	71.8	71.7	55.3	-	-	71.8
01/11/19 0:00	-	47.9	-	47.9	-	-	47.9
01/11/19 1:00	-	48.5	-	48.6	-	-	48.5
01/11/19 2:00	-	43.4	-	43.4	-	-	43.4
01/11/19 3:00	-	43.8	-	43.8	-	-	43.8
01/11/19 4:00	-	58.2	-	58.2	-	-	58.2
01/11/19 5:00	-	49.0	-	49.0	-	-	49.0
01/11/19 6:00	-	49.6	-	49.6	-	-	49.6
	49	**60.3**	**59.7**	**51.7**	**56.7**	**60.0**	**63.0**

Location: Roodt/Syr NMT # 1

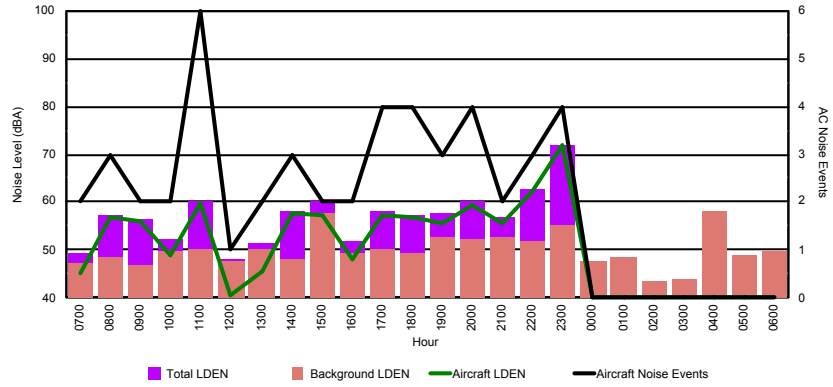

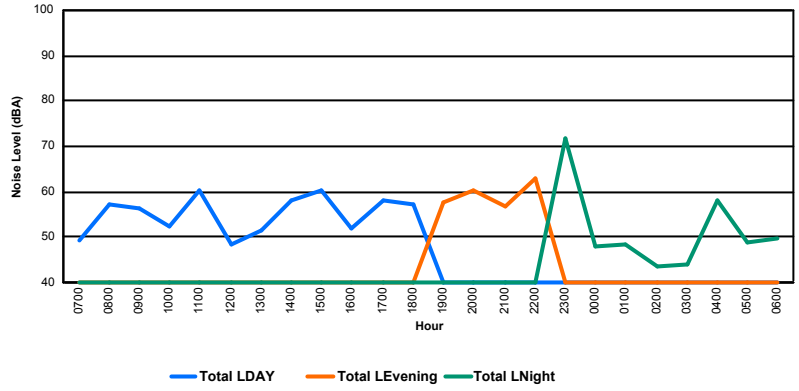

LE GOUVERNEMENT
DU GRAND-DUCHÉ DE LUXEMBOURG
Administration de la navigation aérienne

Luxembourg Airport

Noise Distribution by Hour

Between 31/10/2019 00:00:00 and 31/10/2019 23:59:59 (Local Time)

Day	Aircraft Events	Total LDEN dB (A)	Aircraft LDEN dB(A)	Background LDEN dB(A)	Total LDay dB(A)	Total LEvening dB(A)	Total LNight dB (A)
31/10/19 7:00	8	62.9	62.3	54.8	62.9	-	-
31/10/19 8:00	5	68.5	68.3	53.9	68.5	-	-
31/10/19 9:00	3	65.1	65.0	51.7	65.1	-	-
31/10/19 10:00	7	62.7	62.2	52.9	62.7	-	-
31/10/19 11:00	10	68.1	68.0	52.0	68.1	-	-
31/10/19 12:00	3	60.5	59.9	51.7	60.5	-	-
31/10/19 13:00	4	60.2	59.3	53.1	60.2	-	-
31/10/19 14:00	7	66.7	66.5	53.6	66.7	-	-
31/10/19 15:00	7	65.0	64.7	53.7	65.0	-	-
31/10/19 16:00	3	57.9	55.7	53.9	57.9	-	-
31/10/19 17:00	11	67.4	67.2	54.4	67.4	-	-
31/10/19 18:00	11	65.9	65.6	54.7	65.9	-	-
31/10/19 19:00	8	71.9	71.7	58.5	-	71.9	-
31/10/19 20:00	6	69.9	69.7	56.2	-	69.9	-
31/10/19 21:00	2	64.7	64.4	53.7	-	64.7	-
31/10/19 22:00	4	70.3	70.2	53.6	-	70.3	-
31/10/19 23:00	4	81.5	81.5	58.0	-	-	81.5
01/11/19 0:00	-	57.3	-	57.4	-	-	57.3
01/11/19 1:00	-	55.5	-	55.5	-	-	55.5
01/11/19 2:00	-	54.4	-	54.4	-	-	54.4
01/11/19 3:00	-	53.7	-	53.7	-	-	53.7
01/11/19 4:00	-	55.8	-	55.8	-	-	55.8
01/11/19 5:00	-	56.4	-	56.4	-	-	56.4
01/11/19 6:00	-	60.1	-	60.1	-	-	60.1
	103	**69.7**	**69.6**	**55.3**	**65.3**	**69.9**	**72.6**

Location: DVOR NMT # 2

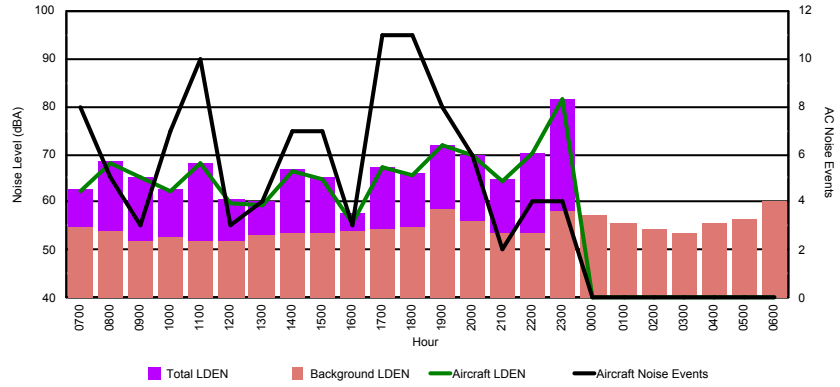

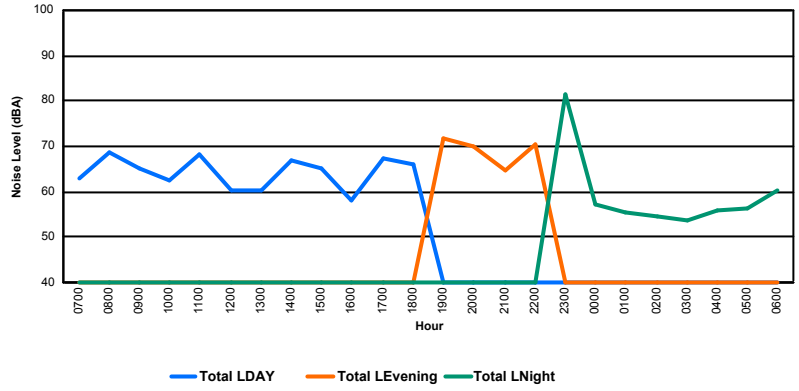

LE GOUVERNEMENT
DU GRAND-DUCHÉ DE LUXEMBOURG
Administration de la navigation aérienne

Luxembourg Airport

Noise Distribution by Hour

Between 31/10/2019 00:00:00 and 31/10/2019 23:59:59 (Local Time)

Day	Aircraft Events	Total LDEN dB (A)	Aircraft LDEN dB(A)	Background LDEN dB(A)	Total LDay dB(A)	Total LEvening dB(A)	Total LNight dB (A)
31/10/19 7:00	8	70.1	69.3	62.8	70.1	-	-
31/10/19 8:00	12	71.3	71.0	59.6	71.3	-	-
31/10/19 9:00	8	67.4	67.0	57.3	67.4	-	-
31/10/19 10:00	10	68.7	67.1	63.7	68.7	-	-
31/10/19 11:00	14	72.5	72.4	57.8	72.5	-	-
31/10/19 12:00	3	76.0	65.5	75.6	76.0	-	-
31/10/19 13:00	5	69.9	64.9	68.3	69.9	-	-
31/10/19 14:00	10	68.7	68.3	57.8	68.7	-	-
31/10/19 15:00	17	69.7	69.0	61.7	69.7	-	-
31/10/19 16:00	7	66.2	64.8	60.7	66.2	-	-
31/10/19 17:00	13	71.5	71.2	60.5	71.5	-	-
31/10/19 18:00	18	72.3	72.1	58.9	72.3	-	-
31/10/19 19:00	8	72.1	71.6	62.0	-	72.1	-
31/10/19 20:00	6	75.5	75.0	65.1	-	75.5	-
31/10/19 21:00	2	71.4	70.5	64.6	-	71.4	-
31/10/19 22:00	6	72.7	71.4	67.1	-	72.7	-
31/10/19 23:00	4	83.0	82.6	72.1	-	-	83.0
01/11/19 0:00	1	76.5	76.4	60.0	-	-	76.5
01/11/19 1:00	-	58.0	-	58.0	-	-	58.0
01/11/19 2:00	-	53.7	-	53.7	-	-	53.7
01/11/19 3:00	-	54.6	-	54.6	-	-	54.6
01/11/19 4:00	-	55.7	-	55.7	-	-	55.7
01/11/19 5:00	-	57.0	-	57.0	-	-	57.0
01/11/19 6:00	14	79.5	79.3	65.1	-	-	79.5
	166	**73.8**	**73.0**	**65.7**	**71.1**	**73.2**	**76.2**

Location: Mid Runway NMT # 3

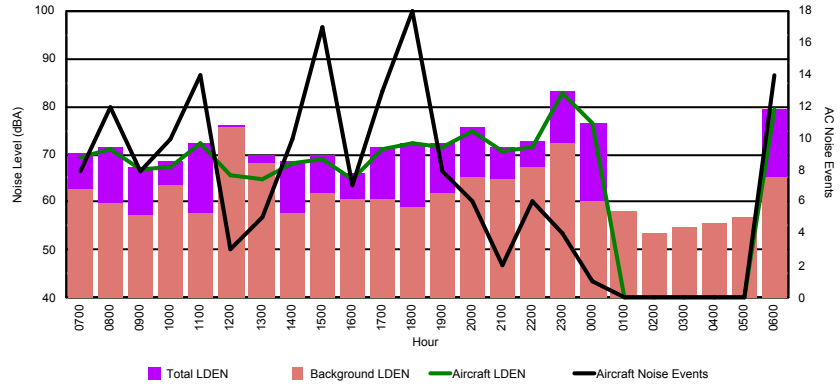

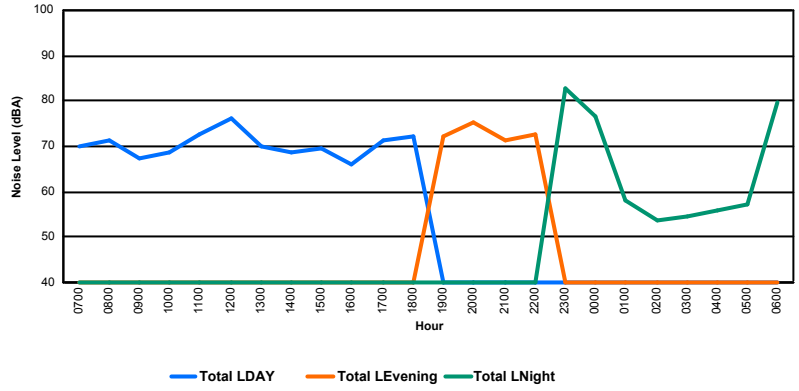

LE GOUVERNEMENT
DU GRAND-DUCHÉ DE LUXEMBOURG
Administration de la navigation aérienne

Luxembourg Airport

Noise Distribution by Hour

Between 31/10/2019 00:00:00 and 31/10/2019 23:59:59 (Local Time)

Day	Aircraft Events	Total LDEN dB (A)	Aircraft LDEN dB(A)	Background LDEN dB(A)	Total LDay dB(A)	Total LEvening dB(A)	Total LNight dB (A)
31/10/19 7:00	5	72.2	71.1	75.7	72.2	-	-
31/10/19 8:00	7	67.9	65.4	68.3	67.9	-	-
31/10/19 9:00	21	66.8	64.9	64.4	66.8	-	-
31/10/19 10:00	14	68.2	66.7	64.9	68.2	-	-
31/10/19 11:00	6	64.7	61.1	62.7	64.7	-	-
31/10/19 12:00	8	71.2	70.7	62.8	71.2	-	-
31/10/19 13:00	15	70.2	69.3	63.6	70.2	-	-
31/10/19 14:00	13	65.1	60.9	63.9	65.1	-	-
31/10/19 15:00	17	69.0	67.7	63.6	69.0	-	-
31/10/19 16:00	16	69.2	68.2	62.7	69.2	-	-
31/10/19 17:00	11	67.5	66.2	62.0	67.5	-	-
31/10/19 18:00	14	70.2	69.5	62.6	70.2	-	-
31/10/19 19:00	8	72.6	71.3	66.8	-	72.6	-
31/10/19 20:00	7	72.3	71.5	65.1	-	72.3	-
31/10/19 21:00	5	68.8	66.6	64.8	-	68.8	-
31/10/19 22:00	13	71.5	70.6	64.7	-	71.5	-
31/10/19 23:00	2	74.4	73.5	67.7	-	-	74.4
01/11/19 0:00	1	75.1	74.5	67.1	-	-	75.1
01/11/19 1:00	-	64.1	-	64.9	-	-	64.1
01/11/19 2:00	-	62.3	-	62.8	-	-	62.3
01/11/19 3:00	-	63.3	-	63.3	-	-	63.3
01/11/19 4:00	-	63.1	-	63.1	-	-	63.1
01/11/19 5:00	-	66.3	-	66.7	-	-	66.3
01/11/19 6:00	14	76.9	75.8	71.2	-	-	76.9
	197	**70.6**	**69.3**	**66.9**	**69.0**	**71.5**	**71.8**

Location: NDB-Hamm NMT # 4

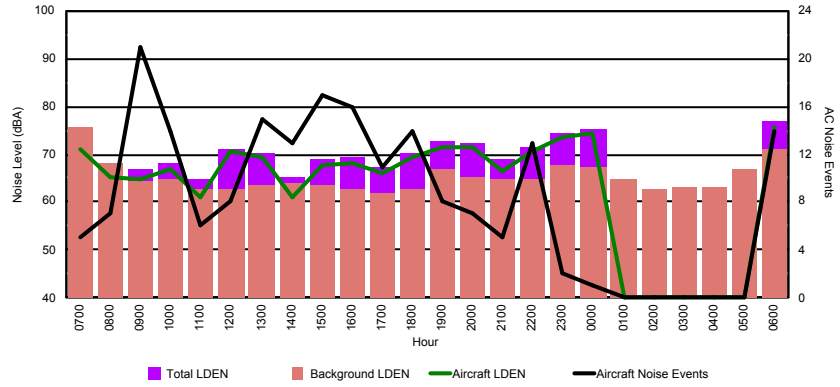

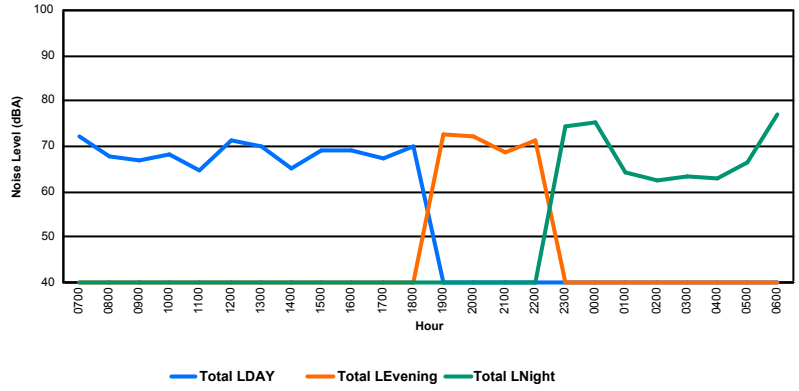

LE GOUVERNEMENT
DU GRAND-DUCHÉ DE LUXEMBOURG
Administration de la navigation aérienne

Luxembourg Airport

Noise Distribution by Hour

Between 01/11/2019 00:00:00 and 01/11/2019 23:59:59 (Local Time)

Day	Aircraft Events	Total LDEN dB (A)	Aircraft LDEN dB(A)	Background LDEN dB(A)	Total LDay dB(A)	Total LEvening dB(A)	Total LNight dB (A)
01/11/19 7:00	-	40.7	-	40.7	40.7	-	-
01/11/19 8:00	4	56.1	55.7	46.0	56.1	-	-
01/11/19 9:00	9	60.8	60.4	50.1	60.8	-	-
01/11/19 10:00	11	56.5	55.5	50.2	56.5	-	-
01/11/19 11:00	5	54.4	52.9	49.3	54.4	-	-
01/11/19 12:00	5	57.8	57.3	48.2	57.8	-	-
01/11/19 13:00	5	52.4	49.9	49.2	52.4	-	-
01/11/19 14:00	5	55.0	53.6	49.5	55.0	-	-
01/11/19 15:00	6	59.3	58.8	49.7	59.3	-	-
01/11/19 16:00	9	57.6	56.5	51.2	57.6	-	-
01/11/19 17:00	9	59.3	58.6	51.5	59.3	-	-
01/11/19 18:00	8	57.2	56.2	50.3	57.2	-	-
01/11/19 19:00	2	55.6	53.3	51.6	-	55.6	-
01/11/19 20:00	4	61.3	60.5	53.7	-	61.3	-
01/11/19 21:00	6	63.0	62.2	55.7	-	63.0	-
01/11/19 22:00	14	62.7	62.0	55.0	-	62.7	-
01/11/19 23:00	3	68.5	67.7	60.9	-	-	68.5
02/11/19 0:00	1	67.0	66.4	58.4	-	-	67.0
02/11/19 1:00	-	59.0	-	59.1	-	-	59.0
02/11/19 2:00	-	56.6	-	56.7	-	-	56.6
02/11/19 3:00	-	59.8	-	59.8	-	-	59.8
02/11/19 4:00	-	58.0	-	58.0	-	-	58.0
02/11/19 5:00	-	58.3	-	58.3	-	-	58.3
02/11/19 6:00	3	68.3	67.8	59.3	-	-	68.3
	109	**61.5**	**60.4**	**55.5**	**57.2**	**61.4**	**64.5**

Location: Roodt/Syr NMT # 1

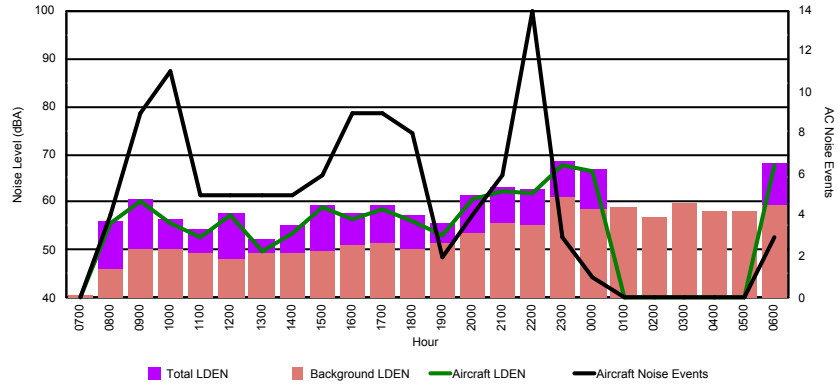

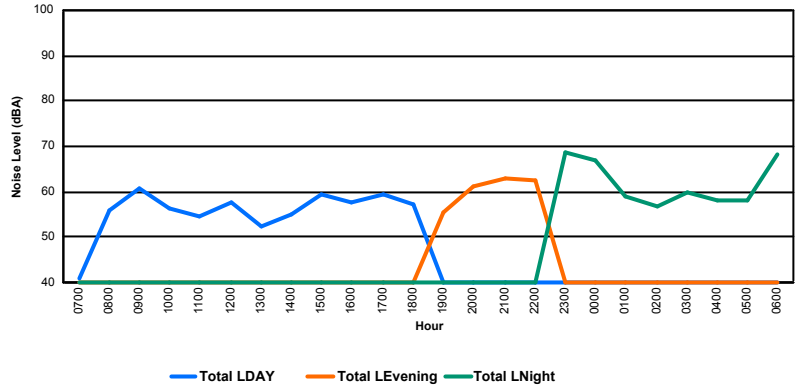

LE GOUVERNEMENT
DU GRAND-DUCHÉ DE LUXEMBOURG
Administration de la navigation aérienne

Luxembourg Airport

Noise Distribution by Hour

Between 01/11/2019 00:00:00 and 01/11/2019 23:59:59 (Local Time)

Day	Aircraft Events	Total LDEN dB (A)	Aircraft LDEN dB(A)	Background LDEN dB(A)	Total LDay dB(A)	Total LEvening dB(A)	Total LNight dB (A)
01/11/19 7:00	-	50.2	-	50.2	50.2	-	-
01/11/19 8:00	4	70.8	70.7	50.2	70.8	-	-
01/11/19 9:00	9	75.6	75.5	53.2	75.6	-	-
01/11/19 10:00	11	70.8	70.6	55.3	70.8	-	-
01/11/19 11:00	5	67.2	67.0	55.5	67.2	-	-
01/11/19 12:00	6	72.4	72.3	55.3	72.4	-	-
01/11/19 13:00	5	65.9	65.3	56.9	65.9	-	-
01/11/19 14:00	5	68.3	68.0	56.4	68.3	-	-
01/11/19 15:00	8	73.6	73.6	57.2	73.6	-	-
01/11/19 16:00	10	70.6	70.5	56.7	70.6	-	-
01/11/19 17:00	9	72.3	72.1	57.3	72.3	-	-
01/11/19 18:00	11	70.6	70.4	56.9	70.6	-	-
01/11/19 19:00	2	68.4	67.9	59.2	-	68.4	-
01/11/19 20:00	4	74.4	74.2	59.4	-	74.4	-
01/11/19 21:00	6	75.7	75.6	60.9	-	75.7	-
01/11/19 22:00	16	78.0	77.9	62.2	-	78.0	-
01/11/19 23:00	4	81.0	80.9	64.9	-	-	81.0
02/11/19 0:00	1	84.3	84.3	64.3	-	-	84.3
02/11/19 1:00	-	62.2	-	62.6	-	-	62.2
02/11/19 2:00	-	62.4	-	62.8	-	-	62.4
02/11/19 3:00	-	62.7	-	62.7	-	-	62.7
02/11/19 4:00	-	62.5	-	62.5	-	-	62.5
02/11/19 5:00	-	62.7	-	62.7	-	-	62.7
02/11/19 6:00	7	84.5	84.4	67.9	-	-	84.5
	123	**76.1**	**76.0**	**61.0**	**71.2**	**75.3**	**79.3**

Location: DVOR NMT # 2

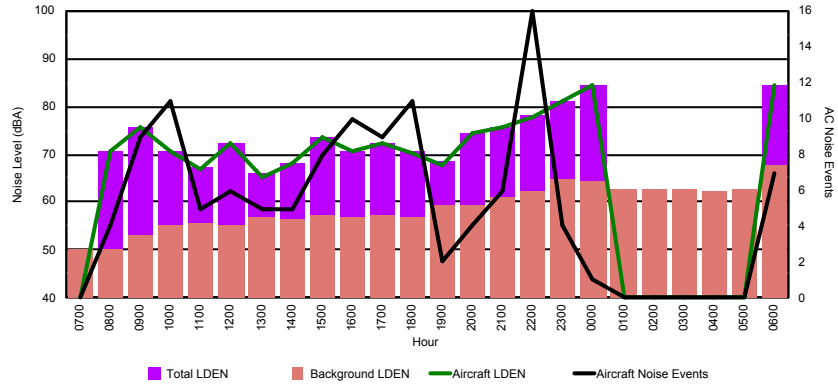

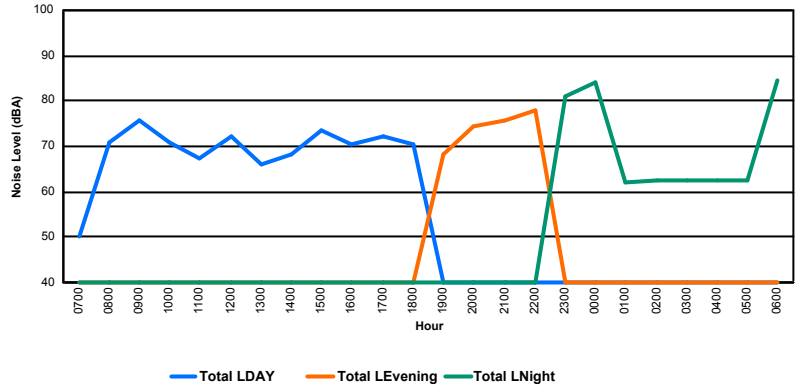

LE GOUVERNEMENT
DU GRAND-DUCHÉ DE LUXEMBOURG
Administration de la navigation aérienne

Luxembourg Airport

Noise Distribution by Hour

Between 01/11/2019 00:00:00 and 01/11/2019 23:59:59 (Local Time)

Day	Aircraft Events	Total LDEN dB (A)	Aircraft LDEN dB(A)	Background LDEN dB(A)	Total LDay dB(A)	Total LEvening dB(A)	Total LNight dB (A)
01/11/19 7:00	8	73.1	73.1	53.1	73.1	-	-
01/11/19 8:00	4	73.9	63.3	73.5	73.9	-	-
01/11/19 9:00	9	80.4	68.7	80.0	80.4	-	-
01/11/19 10:00	9	76.7	70.1	75.6	76.7	-	-
01/11/19 11:00	12	71.3	70.9	60.5	71.3	-	-
01/11/19 12:00	8	73.9	73.7	56.9	73.9	-	-
01/11/19 13:00	11	72.3	72.1	59.1	72.3	-	-
01/11/19 14:00	5	70.8	70.5	58.9	70.8	-	-
01/11/19 15:00	8	69.6	69.4	55.9	69.6	-	-
01/11/19 16:00	11	70.4	70.0	59.8	70.4	-	-
01/11/19 17:00	13	70.2	69.7	61.1	70.2	-	-
01/11/19 18:00	13	75.9	74.9	69.1	75.9	-	-
01/11/19 19:00	10	74.3	74.2	59.2	-	74.3	-
01/11/19 20:00	5	76.9	74.5	73.1	-	76.9	-
01/11/19 21:00	4	80.9	75.5	79.4	-	80.9	-
01/11/19 22:00	9	75.3	74.0	69.8	-	75.3	-
01/11/19 23:00	4	85.4	85.4	65.8	-	-	85.4
02/11/19 0:00	1	67.6	66.0	62.6	-	-	67.6
02/11/19 1:00	-	57.3	-	57.3	-	-	57.3
02/11/19 2:00	-	57.1	-	57.1	-	-	57.1
02/11/19 3:00	-	57.0	-	57.0	-	-	57.0
02/11/19 4:00	-	57.9	-	57.9	-	-	57.9
02/11/19 5:00	-	60.7	-	60.8	-	-	60.7
02/11/19 6:00	12	82.0	80.4	77.0	-	-	82.0
	156	**76.6**	**74.9**	**71.6**	**74.5**	**77.6**	**78.1**

Location: Mid Runway NMT # 3

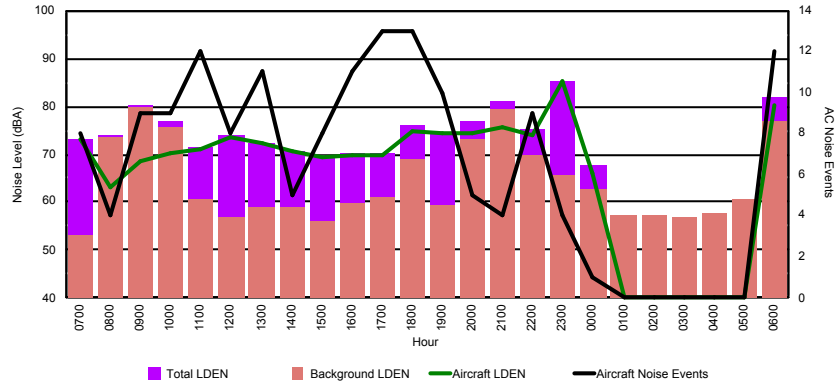

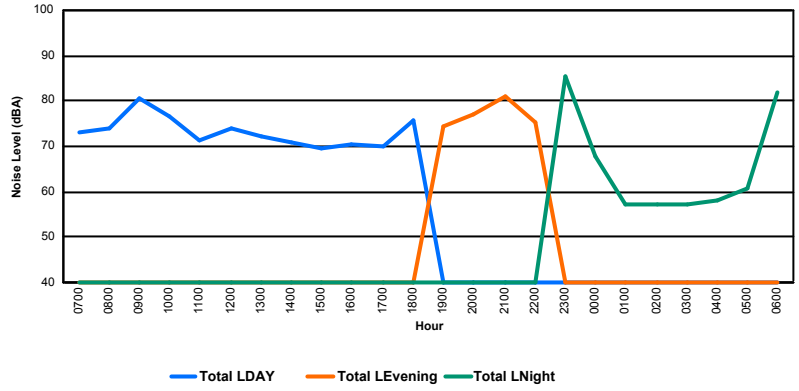

LE GOUVERNEMENT
DU GRAND-DUCHÉ DE LUXEMBOURG
Administration de la navigation aérienne

Luxembourg Airport

Noise Distribution by Hour

Between 01/11/2019 00:00:00 and 01/11/2019 23:59:59 (Local Time)

Day	Aircraft Events	Total LDEN dB (A)	Aircraft LDEN dB(A)	Background LDEN dB(A)	Total LDay dB(A)	Total LEvening dB(A)	Total LNight dB (A)
01/11/19 7:00	9	67.5	67.3	56.5	67.5	-	-
01/11/19 8:00	3	59.4	55.5	58.2	59.4	-	-
01/11/19 9:00	6	61.5	57.7	59.3	61.5	-	-
01/11/19 10:00	6	67.6	66.7	60.4	67.6	-	-
01/11/19 11:00	11	67.6	66.6	60.9	67.6	-	-
01/11/19 12:00	5	63.8	61.1	60.5	63.8	-	-
01/11/19 13:00	8	70.8	70.4	60.1	70.8	-	-
01/11/19 14:00	5	67.7	66.6	61.4	67.7	-	-
01/11/19 15:00	7	67.9	66.8	61.3	67.9	-	-
01/11/19 16:00	5	63.4	59.9	61.0	63.4	-	-
01/11/19 17:00	5	64.2	61.8	60.5	64.2	-	-
01/11/19 18:00	9	63.8	61.6	60.3	63.8	-	-
01/11/19 19:00	9	73.4	72.9	64.1	-	73.4	-
01/11/19 20:00	5	70.6	69.7	62.9	-	70.6	-
01/11/19 21:00	2	71.9	71.3	63.1	-	71.9	-
01/11/19 22:00	4	75.7	75.4	64.0	-	75.7	-
01/11/19 23:00	2	75.3	74.3	68.4	-	-	75.3
02/11/19 0:00	-	67.6	-	69.0	-	-	67.6
02/11/19 1:00	-	66.2	-	67.4	-	-	66.2
02/11/19 2:00	-	65.2	-	66.4	-	-	65.2
02/11/19 3:00	-	66.5	-	67.2	-	-	66.5
02/11/19 4:00	-	67.3	-	68.0	-	-	67.3
02/11/19 5:00	-	67.7	-	68.6	-	-	67.7
02/11/19 6:00	10	74.9	74.2	68.4	-	-	74.9
	111	**69.9**	**68.5**	**64.8**	**66.5**	**73.3**	**70.7**

Location: NDB-Hamm NMT # 4

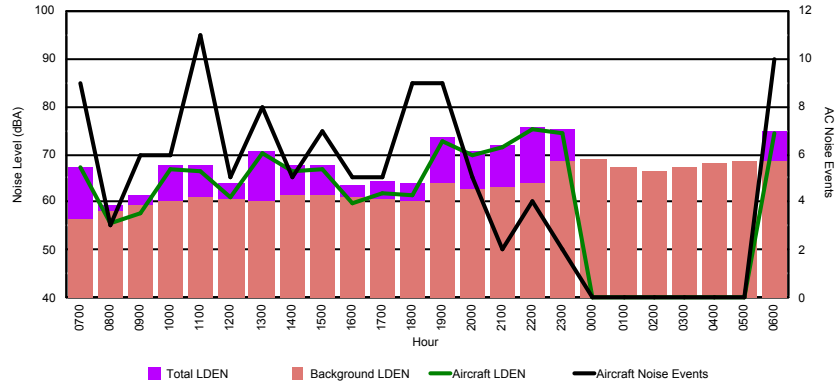

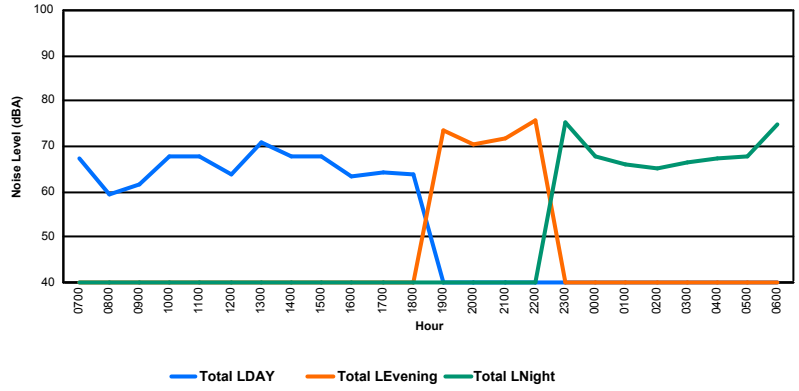

LE GOUVERNEMENT
DU GRAND-DUCHÉ DE LUXEMBOURG
Administration de la navigation aérienne

Luxembourg Airport

Noise Distribution by Hour

Between 02/11/2019 00:00:00 and 02/11/2019 23:59:59 (Local Time)

Day	Aircraft Events	Total LDEN dB (A)	Aircraft LDEN dB(A)	Background LDEN dB(A)	Total LDay dB(A)	Total LEvening dB(A)	Total LNight dB (A)
02/11/19 7:00	4	60.9	60.6	49.9	60.9	-	-
02/11/19 8:00	3	59.7	58.8	52.6	59.7	-	-
02/11/19 9:00	7	59.8	58.5	54.2	59.8	-	-
02/11/19 10:00	9	63.9	62.5	58.6	63.9	-	-
02/11/19 11:00	5	62.5	60.7	58.0	62.5	-	-
02/11/19 12:00	7	60.6	58.4	57.0	60.6	-	-
02/11/19 13:00	3	57.3	51.2	56.1	57.3	-	-
02/11/19 14:00	8	63.7	62.2	58.9	63.7	-	-
02/11/19 15:00	5	59.3	56.7	55.9	59.3	-	-
02/11/19 16:00	2	53.1	50.0	50.2	53.1	-	-
02/11/19 17:00	5	60.8	60.5	50.3	60.8	-	-
02/11/19 18:00	3	58.4	57.7	50.7	58.4	-	-
02/11/19 19:00	3	65.7	65.2	56.0	-	65.7	-
02/11/19 20:00	4	62.5	61.6	55.3	-	62.5	-
02/11/19 21:00	6	66.0	65.8	53.7	-	66.0	-
02/11/19 22:00	5	60.7	60.0	52.8	-	60.7	-
02/11/19 23:00	4	66.2	65.7	56.9	-	-	66.2
03/11/19 0:00	1	62.5	60.7	57.7	-	-	62.5
03/11/19 1:00	-	58.8	-	58.9	-	-	58.8
03/11/19 2:00	-	60.7	-	60.7	-	-	60.7
03/11/19 3:00	-	59.2	-	59.6	-	-	59.2
03/11/19 4:00	-	58.9	-	58.9	-	-	58.9
03/11/19 5:00	-	54.6	-	54.7	-	-	54.6
03/11/19 6:00	1	65.6	65.1	55.0	-	-	65.6
	85	**62.0**	**60.7**	**56.5**	**60.8**	**64.3**	**62.2**

Location: Roodt/Syr NMT # 1

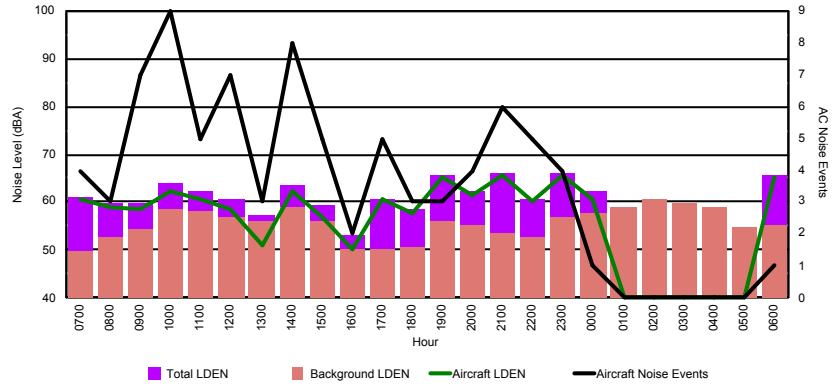

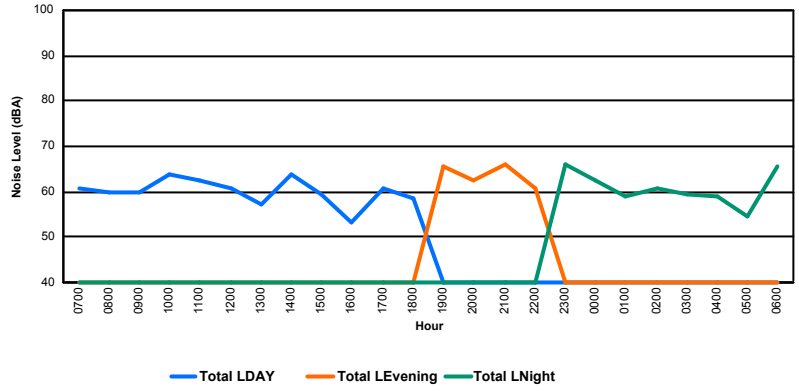

LE GOUVERNEMENT
DU GRAND-DUCHÉ DE LUXEMBOURG
Administration de la navigation aérienne

Luxembourg Airport

Noise Distribution by Hour

Between 02/11/2019 00:00:00 and 02/11/2019 23:59:59 (Local Time)

Day	Aircraft Events	Total LDEN dB (A)	Aircraft LDEN dB(A)	Background LDEN dB(A)	Total LDay dB(A)	Total LEvening dB(A)	Total LNight dB (A)
02/11/19 7:00	7	75.3	75.2	56.4	75.3	-	-
02/11/19 8:00	4	72.2	72.1	56.2	72.2	-	-
02/11/19 9:00	11	72.0	71.8	58.3	72.0	-	-
02/11/19 10:00	9	76.5	76.5	58.5	76.5	-	-
02/11/19 11:00	7	74.9	74.8	59.7	74.9	-	-
02/11/19 12:00	8	69.0	68.6	58.2	69.0	-	-
02/11/19 13:00	4	68.8	68.4	57.6	68.8	-	-
02/11/19 14:00	9	76.1	76.0	59.7	76.1	-	-
02/11/19 15:00	7	70.5	70.3	58.7	70.5	-	-
02/11/19 16:00	3	65.7	65.2	56.2	65.7	-	-
02/11/19 17:00	5	71.1	70.8	59.3	71.1	-	-
02/11/19 18:00	6	75.4	75.4	57.2	75.4	-	-
02/11/19 19:00	4	80.6	80.5	60.4	-	80.6	-
02/11/19 20:00	6	75.3	75.1	61.9	-	75.3	-
02/11/19 21:00	7	78.2	78.0	61.5	-	78.2	-
02/11/19 22:00	5	72.8	72.6	59.2	-	72.8	-
02/11/19 23:00	5	77.7	77.5	64.1	-	-	77.7
03/11/19 0:00	1	72.1	71.6	62.5	-	-	72.1
03/11/19 1:00	-	63.0	-	63.7	-	-	63.0
03/11/19 2:00	-	63.0	-	63.6	-	-	63.0
03/11/19 3:00	-	62.6	-	62.7	-	-	62.6
03/11/19 4:00	-	61.7	-	61.8	-	-	61.7
03/11/19 5:00	-	61.2	-	61.2	-	-	61.2
03/11/19 6:00	2	78.3	78.1	63.6	-	-	78.3
	110	**74.3**	**74.1**	**60.8**	**73.4**	**77.7**	**72.8**

Location: DVOR NMT # 2

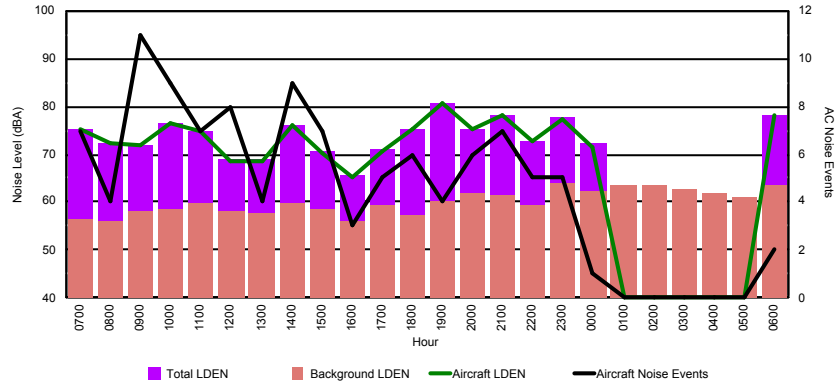

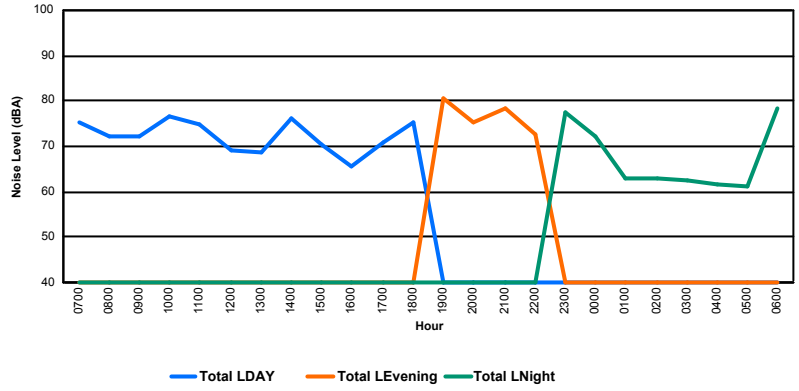

LE GOUVERNEMENT
DU GRAND-DUCHÉ DE LUXEMBOURG
Administration de la navigation aérienne

Luxembourg Airport

Noise Distribution by Hour

Between 02/11/2019 00:00:00 and 02/11/2019 23:59:59 (Local Time)

Day	Aircraft Events	Total LDEN dB (A)	Aircraft LDEN dB(A)	Background LDEN dB(A)	Total LDay dB(A)	Total LEvening dB(A)	Total LNight dB (A)
02/11/19 7:00	10	78.0	77.9	61.6	78.0	-	-
02/11/19 8:00	7	66.8	66.6	54.3	66.8	-	-
02/11/19 9:00	11	72.1	72.0	56.5	72.1	-	-
02/11/19 10:00	11	70.0	68.8	63.9	70.0	-	-
02/11/19 11:00	15	77.8	77.7	59.7	77.8	-	-
02/11/19 12:00	8	71.0	70.7	60.1	71.0	-	-
02/11/19 13:00	6	69.3	67.9	63.7	69.3	-	-
02/11/19 14:00	9	70.4	69.6	62.8	70.4	-	-
02/11/19 15:00	12	69.7	69.3	60.5	69.7	-	-
02/11/19 16:00	5	69.7	69.4	58.9	69.7	-	-
02/11/19 17:00	10	76.5	71.8	74.7	76.5	-	-
02/11/19 18:00	9	71.7	70.4	65.9	71.7	-	-
02/11/19 19:00	3	80.6	80.5	63.8	-	80.6	-
02/11/19 20:00	7	75.9	75.7	61.2	-	75.9	-
02/11/19 21:00	6	76.9	76.3	68.6	-	76.9	-
02/11/19 22:00	3	71.6	70.7	64.3	-	71.6	-
02/11/19 23:00	4	76.3	75.5	68.2	-	-	76.3
03/11/19 0:00	3	74.9	74.7	61.3	-	-	74.9
03/11/19 1:00	-	60.0	-	60.0	-	-	60.0
03/11/19 2:00	-	60.1	-	60.1	-	-	60.1
03/11/19 3:00	-	59.3	-	59.3	-	-	59.3
03/11/19 4:00	-	59.6	-	59.6	-	-	59.6
03/11/19 5:00	1	71.2	70.3	64.2	-	-	71.2
03/11/19 6:00	7	79.8	78.5	73.9	-	-	79.8
	147	**74.4**	**73.8**	**66.1**	**73.4**	**77.3**	**73.7**

Location: Mid Runway NMT # 3

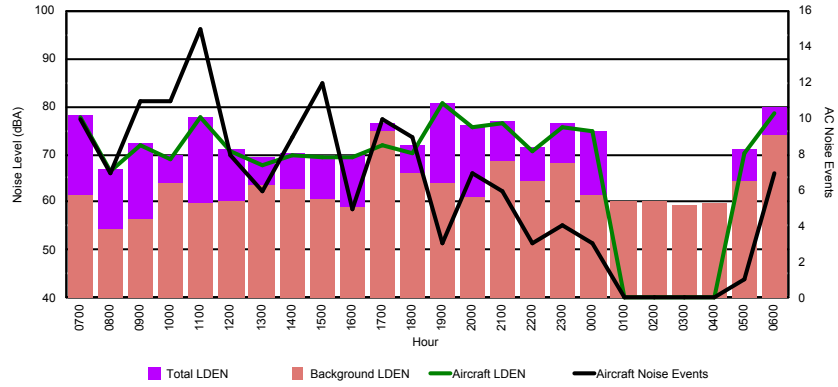

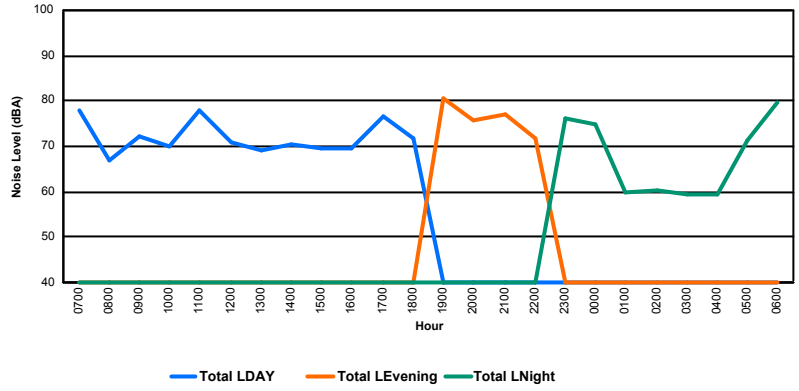

LE GOUVERNEMENT
DU GRAND-DUCHÉ DE LUXEMBOURG
Administration de la navigation aérienne

Luxembourg Airport

Noise Distribution by Hour

Between 02/11/2019 00:00:00 and 02/11/2019 23:59:59 (Local Time)

Day	Aircraft Events	Total LDEN dB (A)	Aircraft LDEN dB(A)	Background LDEN dB(A)	Total LDay dB(A)	Total LEvening dB(A)	Total LNight dB (A)
02/11/19 7:00	9	66.7	66.2	59.3	66.7	-	-
02/11/19 8:00	7	61.2	57.8	60.4	61.2	-	-
02/11/19 9:00	4	68.9	68.3	60.1	68.9	-	-
02/11/19 10:00	6	64.2	61.6	61.0	64.2	-	-
02/11/19 11:00	9	69.3	68.7	61.2	69.3	-	-
02/11/19 12:00	5	68.3	67.4	61.1	68.3	-	-
02/11/19 13:00	6	66.7	65.6	60.4	66.7	-	-
02/11/19 14:00	6	63.8	60.4	61.6	63.8	-	-
02/11/19 15:00	6	68.5	67.7	60.8	68.5	-	-
02/11/19 16:00	3	62.1	58.0	60.1	62.1	-	-
02/11/19 17:00	8	69.4	68.8	60.6	69.4	-	-
02/11/19 18:00	6	69.2	68.7	59.9	69.2	-	-
02/11/19 19:00	1	65.4	57.1	64.8	-	65.4	-
02/11/19 20:00	3	72.4	71.7	64.3	-	72.4	-
02/11/19 21:00	2	72.4	71.8	63.7	-	72.4	-
02/11/19 22:00	2	67.1	65.1	62.9	-	67.1	-
02/11/19 23:00	1	73.0	71.4	67.8	-	-	73.0
03/11/19 0:00	3	76.9	76.5	67.9	-	-	76.9
03/11/19 1:00	-	66.4	-	67.9	-	-	66.4
03/11/19 2:00	-	64.9	-	66.0	-	-	64.9
03/11/19 3:00	-	64.7	-	64.9	-	-	64.7
03/11/19 4:00	-	64.3	-	64.3	-	-	64.3
03/11/19 5:00	-	65.4	-	65.6	-	-	65.4
03/11/19 6:00	11	75.4	75.0	66.0	-	-	75.4
	98	**69.8**	**68.7**	**63.9**	**67.3**	**70.3**	**71.8**

Location: NDB-Hamm NMT # 4

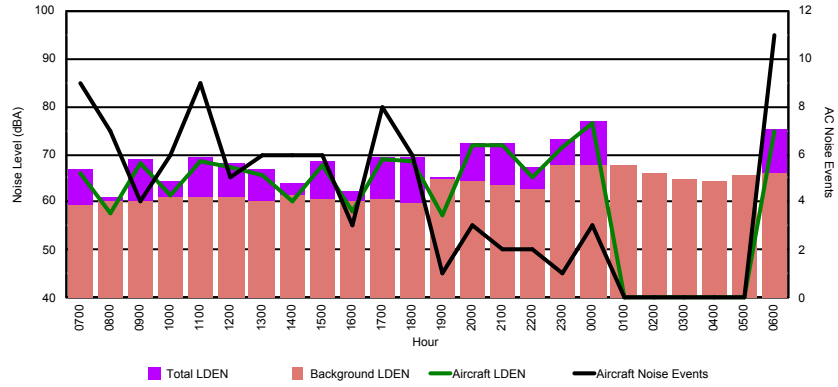

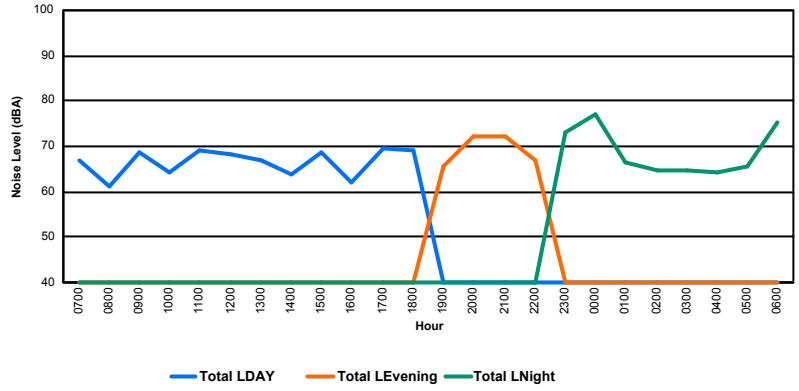

LE GOUVERNEMENT
DU GRAND-DUCHÉ DE LUXEMBOURG
Administration de la navigation aérienne

Luxembourg Airport

Noise Distribution by Hour

Between 03/11/2019 00:00:00 and 03/11/2019 23:59:59 (Local Time)

Day	Aircraft Events	Total LDEN dB (A)	Aircraft LDEN dB(A)	Background LDEN dB(A)	Total LDay dB(A)	Total LEvening dB(A)	Total LNight dB (A)
03/11/19 7:00	2	59.1	58.9	46.1	59.1	-	-
03/11/19 8:00	-	43.7	-	43.7	43.7	-	-
03/11/19 9:00	3	58.6	58.2	47.8	58.6	-	-
03/11/19 10:00	6	60.5	60.0	51.5	60.5	-	-
03/11/19 11:00	3	56.4	55.3	49.7	56.4	-	-
03/11/19 12:00	6	59.6	59.2	49.8	59.6	-	-
03/11/19 13:00	4	58.1	56.8	52.6	58.1	-	-
03/11/19 14:00	3	59.2	58.6	50.4	59.2	-	-
03/11/19 15:00	8	60.3	59.8	51.3	60.3	-	-
03/11/19 16:00	11	58.4	57.4	52.0	58.4	-	-
03/11/19 17:00	9	61.4	60.2	55.3	61.4	-	-
03/11/19 18:00	8	61.6	61.2	51.2	61.6	-	-
03/11/19 19:00	6	66.2	65.8	56.0	-	66.2	-
03/11/19 20:00	6	65.4	64.6	57.4	-	65.4	-
03/11/19 21:00	6	64.4	63.3	58.3	-	64.4	-
03/11/19 22:00	15	64.8	64.1	56.9	-	64.8	-
03/11/19 23:00	4	69.2	68.9	57.6	-	-	69.2
04/11/19 0:00	-	56.8	-	56.8	-	-	56.8
04/11/19 1:00	1	66.3	66.0	54.7	-	-	66.3
04/11/19 2:00	-	57.1	-	57.2	-	-	57.1
04/11/19 3:00	-	57.2	-	57.2	-	-	57.2
04/11/19 4:00	-	57.7	-	57.7	-	-	57.7
04/11/19 5:00	-	57.3	-	57.3	-	-	57.3
04/11/19 6:00	-	59.6	-	59.6	-	-	59.6
	101	**62.2**	**61.2**	**55.3**	**59.3**	**65.3**	**63.0**

Location: Roodt/Syr NMT # 1

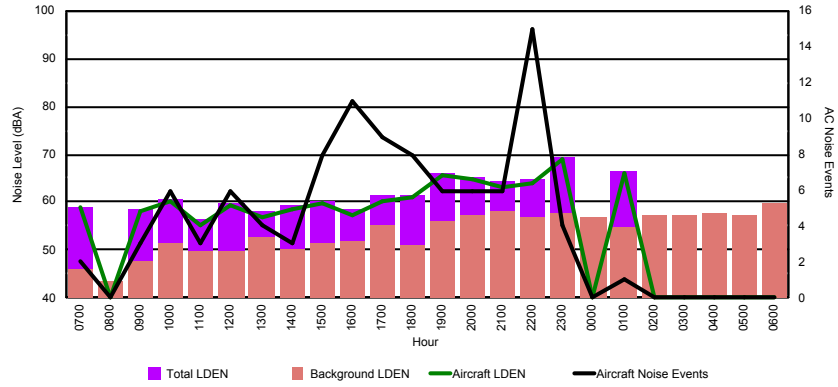

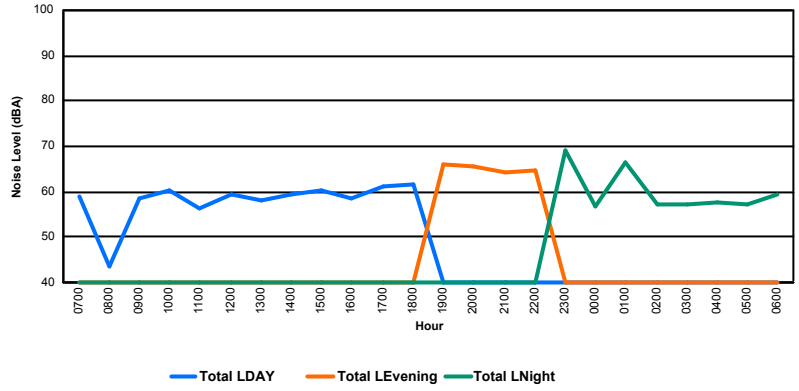

LE GOUVERNEMENT
DU GRAND-DUCHÉ DE LUXEMBOURG
Administration de la navigation aérienne

Luxembourg Airport

Noise Distribution by Hour

Between 03/11/2019 00:00:00 and 03/11/2019 23:59:59 (Local Time)

Day	Aircraft Events	Total LDEN dB (A)	Aircraft LDEN dB(A)	Background LDEN dB(A)	Total LDay dB(A)	Total LEvening dB(A)	Total LNight dB (A)
03/11/19 7:00	3	71.8	71.8	54.2	71.8	-	-
03/11/19 8:00	-	50.9	-	51.0	50.9	-	-
03/11/19 9:00	3	70.4	70.3	54.1	70.4	-	-
03/11/19 10:00	6	71.8	71.7	54.9	71.8	-	-
03/11/19 11:00	3	69.5	69.4	54.0	69.5	-	-
03/11/19 12:00	6	72.4	72.3	55.6	72.4	-	-
03/11/19 13:00	4	68.4	68.3	54.1	68.4	-	-
03/11/19 14:00	3	73.1	73.0	54.7	73.1	-	-
03/11/19 15:00	8	72.3	72.2	55.3	72.3	-	-
03/11/19 16:00	13	70.0	69.8	56.2	70.0	-	-
03/11/19 17:00	15	75.4	75.3	58.7	75.4	-	-
03/11/19 18:00	12	74.9	74.8	58.6	74.9	-	-
03/11/19 19:00	6	79.9	79.8	61.2	-	79.9	-
03/11/19 20:00	6	79.2	79.1	58.5	-	79.2	-
03/11/19 21:00	6	76.1	76.0	61.6	-	76.1	-
03/11/19 22:00	16	77.4	77.3	60.4	-	77.4	-
03/11/19 23:00	5	81.0	80.9	62.8	-	-	81.0
04/11/19 0:00	-	59.1	-	59.1	-	-	59.1
04/11/19 1:00	1	77.8	77.7	59.0	-	-	77.8
04/11/19 2:00	-	59.1	-	59.2	-	-	59.1
04/11/19 3:00	-	58.3	-	58.3	-	-	58.3
04/11/19 4:00	-	60.3	-	60.3	-	-	60.3
04/11/19 5:00	-	62.5	-	62.5	-	-	62.5
04/11/19 6:00	4	67.2	54.0	67.7	-	-	67.2
	120	**74.4**	**74.2**	**59.8**	**71.9**	**78.4**	**73.9**

Location: DVOR NMT # 2

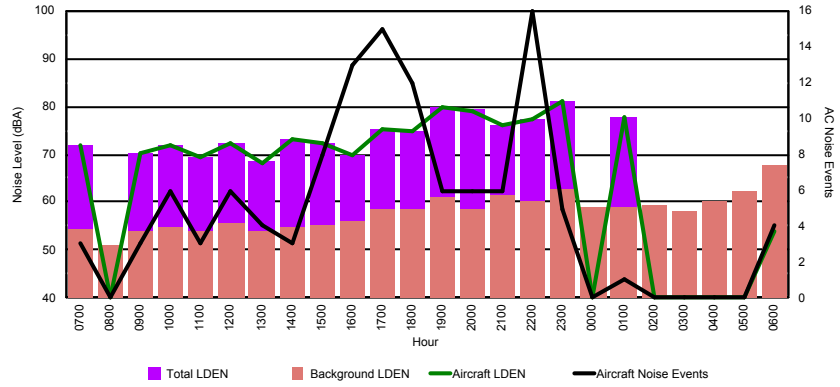

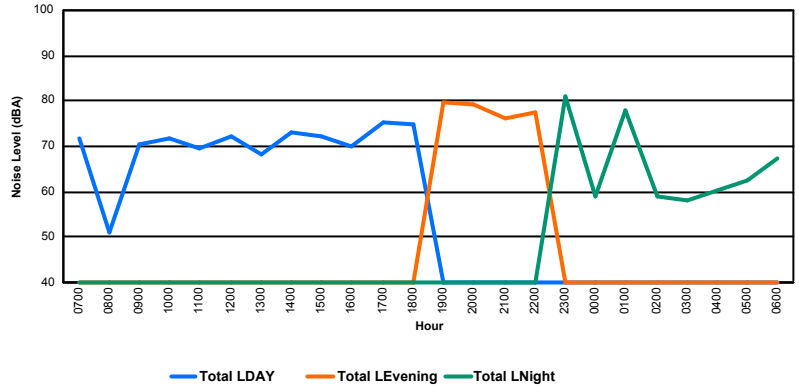

LE GOUVERNEMENT
DU GRAND-DUCHÉ DE LUXEMBOURG
Administration de la navigation aérienne

Luxembourg Airport

Noise Distribution by Hour

Between 03/11/2019 00:00:00 and 03/11/2019 23:59:59 (Local Time)

Day	Aircraft Events	Total LDEN dB (A)	Aircraft LDEN dB(A)	Background LDEN dB(A)	Total LDay dB(A)	Total LEvening dB(A)	Total LNight dB (A)
03/11/19 7:00	6	69.3	68.8	60.2	69.3	-	-
03/11/19 8:00	1	59.1	57.9	52.7	59.1	-	-
03/11/19 9:00	5	68.8	68.7	55.2	68.8	-	-
03/11/19 10:00	4	72.8	72.4	62.9	72.8	-	-
03/11/19 11:00	5	72.8	70.8	68.3	72.8	-	-
03/11/19 12:00	7	73.6	72.6	66.8	73.6	-	-
03/11/19 13:00	9	71.6	71.3	59.7	71.6	-	-
03/11/19 14:00	8	72.6	69.6	69.6	72.6	-	-
03/11/19 15:00	10	69.6	69.4	55.5	69.6	-	-
03/11/19 16:00	14	71.7	71.1	62.8	71.7	-	-
03/11/19 17:00	15	76.0	73.7	72.1	76.0	-	-
03/11/19 18:00	14	76.6	69.1	75.7	76.6	-	-
03/11/19 19:00	7	78.2	73.8	76.3	-	78.2	-
03/11/19 20:00	8	78.4	78.1	66.0	-	78.4	-
03/11/19 21:00	8	77.4	74.0	74.8	-	77.4	-
03/11/19 22:00	14	77.0	74.4	73.4	-	77.0	-
03/11/19 23:00	5	77.4	70.0	76.5	-	-	77.4
04/11/19 0:00	-	59.3	-	59.3	-	-	59.3
04/11/19 1:00	1	67.1	65.4	62.4	-	-	67.1
04/11/19 2:00	-	58.9	-	58.9	-	-	58.9
04/11/19 3:00	-	60.3	-	60.3	-	-	60.3
04/11/19 4:00	-	60.2	-	60.2	-	-	60.2
04/11/19 5:00	-	61.7	-	61.7	-	-	61.7
04/11/19 6:00	10	79.3	73.8	77.9	-	-	79.3
	151	**74.1**	**71.2**	**70.9**	**72.6**	**77.8**	**72.7**

Location: Mid Runway NMT # 3

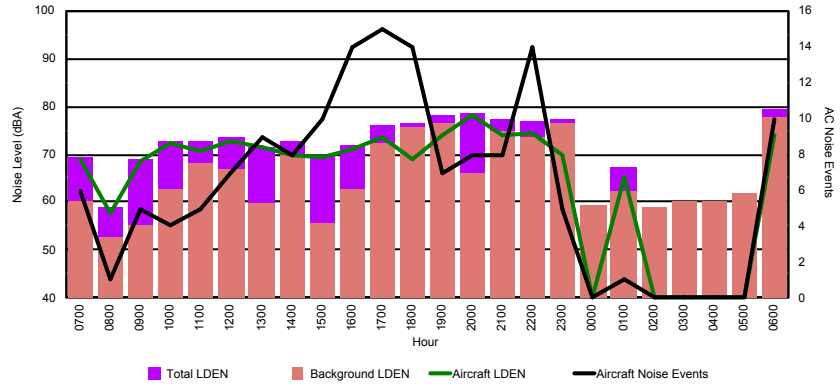

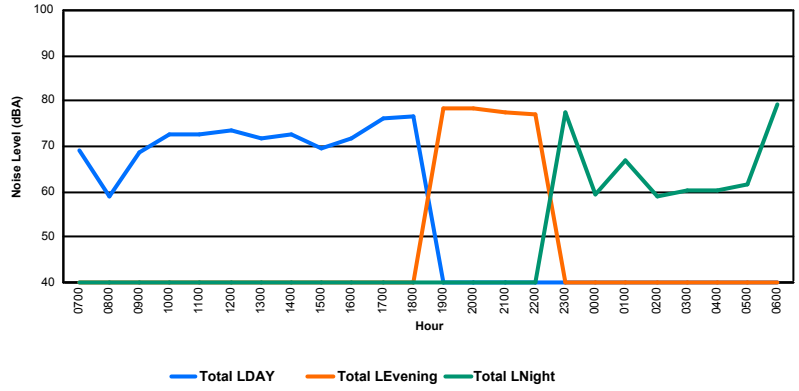

LE GOUVERNEMENT
DU GRAND-DUCHÉ DE LUXEMBOURG
Administration de la navigation aérienne

Luxembourg Airport

Noise Distribution by Hour

Between 03/11/2019 00:00:00 and 03/11/2019 23:59:59 (Local Time)

Day	Aircraft Events	Total LDEN dB (A)	Aircraft LDEN dB(A)	Background LDEN dB(A)	Total LDay dB(A)	Total LEvening dB(A)	Total LNight dB (A)
03/11/19 7:00	4	67.4	67.2	55.0	67.4	-	-
03/11/19 8:00	1	57.0	49.0	56.7	57.0	-	-
03/11/19 9:00	3	67.3	66.7	58.6	67.3	-	-
03/11/19 10:00	3	68.4	67.8	59.9	68.4	-	-
03/11/19 11:00	4	66.7	65.5	60.5	66.7	-	-
03/11/19 12:00	6	69.9	69.3	60.8	69.9	-	-
03/11/19 13:00	7	69.9	69.4	60.4	69.9	-	-
03/11/19 14:00	6	64.9	62.7	60.9	64.9	-	-
03/11/19 15:00	4	68.4	67.5	61.4	68.4	-	-
03/11/19 16:00	6	69.4	68.8	61.0	69.4	-	-
03/11/19 17:00	12	69.6	69.1	60.2	69.6	-	-
03/11/19 18:00	11	66.3	65.2	60.1	66.3	-	-
03/11/19 19:00	7	75.0	74.6	63.9	-	75.0	-
03/11/19 20:00	4	66.9	65.1	62.2	-	66.9	-
03/11/19 21:00	8	73.8	73.5	62.4	-	73.8	-
03/11/19 22:00	5	74.1	73.9	61.3	-	74.1	-
03/11/19 23:00	1	75.1	74.4	66.3	-	-	75.1
04/11/19 0:00	-	63.7	-	64.6	-	-	63.7
04/11/19 1:00	-	63.0	-	63.6	-	-	63.0
04/11/19 2:00	-	63.2	-	63.9	-	-	63.2
04/11/19 3:00	-	64.3	-	64.4	-	-	64.3
04/11/19 4:00	-	66.4	-	66.9	-	-	66.4
04/11/19 5:00	-	70.3	-	71.9	-	-	70.3
04/11/19 6:00	12	77.3	76.1	79.0	-	-	77.3
	104	**70.5**	**69.4**	**67.5**	**67.9**	**73.3**	**71.4**

Location: NDB-Hamm NMT # 4

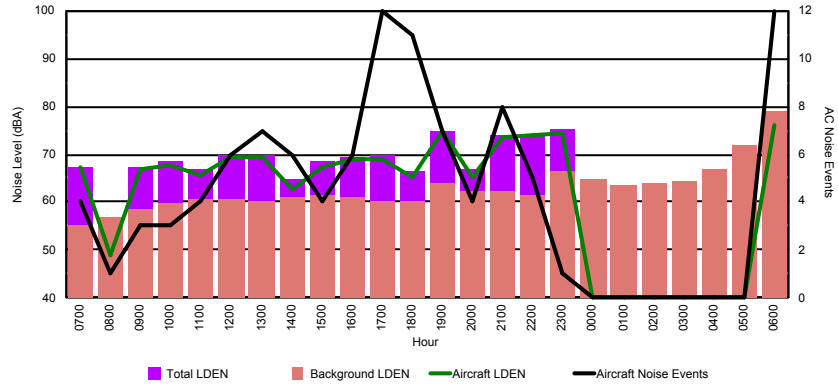

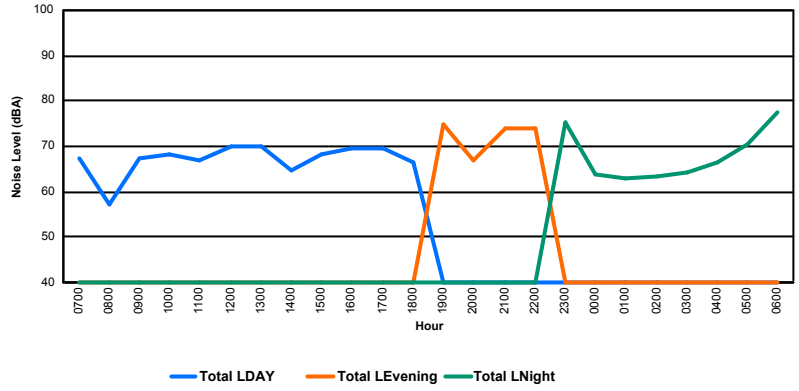

LE GOUVERNEMENT
DU GRAND-DUCHÉ DE LUXEMBOURG
Administration de la navigation aérienne

Luxembourg Airport

Noise Distribution by Hour

Between 04/11/2019 00:00:00 and 04/11/2019 23:59:59 (Local Time)

Day	Aircraft Events	Total LDEN dB (A)	Aircraft LDEN dB(A)	Background LDEN dB(A)	Total LDay dB(A)	Total LEvening dB(A)	Total LNight dB (A)
04/11/19 7:00	2	58.0	57.4	49.1	58.0	-	-
04/11/19 8:00	5	57.3	56.3	50.4	57.3	-	-
04/11/19 9:00	7	55.4	53.4	51.4	55.4	-	-
04/11/19 10:00	11	59.4	58.4	52.9	59.4	-	-
04/11/19 11:00	5	57.1	55.4	52.2	57.1	-	-
04/11/19 12:00	8	62.9	59.4	60.4	62.9	-	-
04/11/19 13:00	4	58.6	55.4	55.8	58.6	-	-
04/11/19 14:00	4	55.7	52.7	52.4	55.7	-	-
04/11/19 15:00	7	58.7	57.8	52.3	58.7	-	-
04/11/19 16:00	10	60.8	60.2	51.9	60.8	-	-
04/11/19 17:00	10	61.4	61.1	51.4	61.4	-	-
04/11/19 18:00	7	57.0	54.9	53.0	57.0	-	-
04/11/19 19:00	5	59.5	57.9	54.7	-	59.5	-
04/11/19 20:00	5	60.8	59.8	54.1	-	60.8	-
04/11/19 21:00	5	64.8	64.3	55.8	-	64.8	-
04/11/19 22:00	19	67.1	66.6	58.2	-	67.1	-
04/11/19 23:00	-	55.1	-	55.1	-	-	55.1
05/11/19 0:00	-	58.0	-	58.0	-	-	58.0
05/11/19 1:00	-	57.2	-	57.3	-	-	57.2
05/11/19 2:00	1	67.1	66.7	55.8	-	-	67.1
05/11/19 3:00	-	54.5	-	54.5	-	-	54.5
05/11/19 4:00	-	58.9	-	58.9	-	-	58.9
05/11/19 5:00	-	62.8	-	56.6	-	-	62.8
05/11/19 6:00	2	67.3	67.8	58.6	-	-	67.3
	117	**61.6**	**60.4**	**55.6**	**59.1**	**64.1**	**62.7**

Location: Roodt/Syr NMT # 1

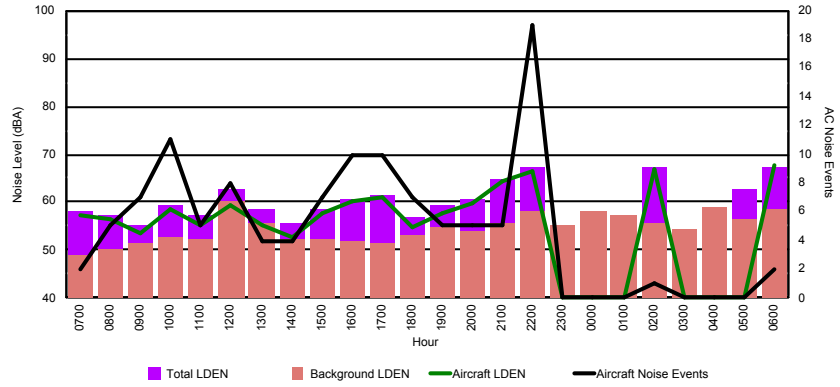

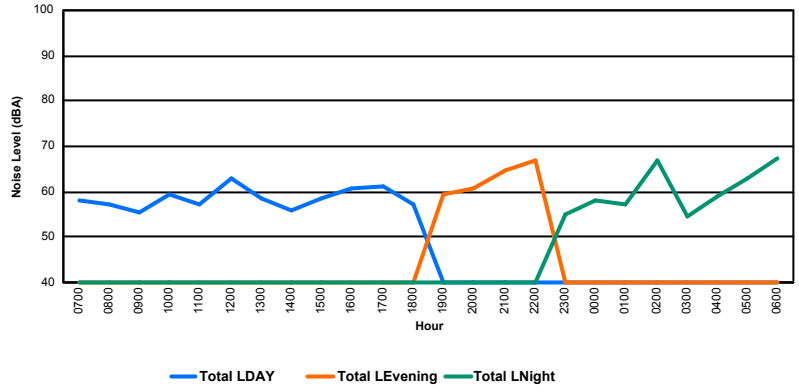

LE GOUVERNEMENT
DU GRAND-DUCHÉ DE LUXEMBOURG
Administration de la navigation aérienne

Luxembourg Airport

Noise Distribution by Hour

Between 04/11/2019 00:00:00 and 04/11/2019 23:59:59 (Local Time)

Day	Aircraft Events	Total LDEN dB (A)	Aircraft LDEN dB(A)	Background LDEN dB(A)	Total LDay dB(A)	Total LEvening dB(A)	Total LNight dB (A)
04/11/19 7:00	3	69.3	69.1	57.3	69.3	-	-
04/11/19 8:00	7	70.3	70.1	57.3	70.3	-	-
04/11/19 9:00	12	67.8	67.4	57.4	67.8	-	-
04/11/19 10:00	13	71.8	71.7	57.5	71.8	-	-
04/11/19 11:00	8	69.2	68.8	59.1	69.2	-	-
04/11/19 12:00	8	73.3	73.1	59.3	73.3	-	-
04/11/19 13:00	5	70.8	70.6	57.7	70.8	-	-
04/11/19 14:00	4	66.5	66.1	56.2	66.5	-	-
04/11/19 15:00	10	71.1	71.0	57.9	71.1	-	-
04/11/19 16:00	13	74.0	73.9	58.7	74.0	-	-
04/11/19 17:00	13	74.7	74.6	59.6	74.7	-	-
04/11/19 18:00	12	69.1	68.8	57.8	69.1	-	-
04/11/19 19:00	6	73.0	72.6	62.6	-	73.0	-
04/11/19 20:00	6	73.7	73.4	62.3	-	73.7	-
04/11/19 21:00	6	79.8	79.7	60.8	-	79.8	-
04/11/19 22:00	33	79.8	79.7	63.8	-	79.8	-
04/11/19 23:00	-	62.3	-	62.3	-	-	62.3
05/11/19 0:00	-	60.0	-	60.1	-	-	60.0
05/11/19 1:00	-	59.4	-	59.5	-	-	59.4
05/11/19 2:00	1	81.9	81.8	59.1	-	-	81.9
05/11/19 3:00	-	58.5	-	58.5	-	-	58.5
05/11/19 4:00	-	58.8	-	58.8	-	-	58.8
05/11/19 5:00	-	62.1	-	62.1	-	-	62.1
05/11/19 6:00	7	83.3	83.1	69.6	-	-	83.3
	167	**75.1**	**74.9**	**61.2**	**71.3**	**77.7**	**76.7**

Location: DVOR NMT # 2

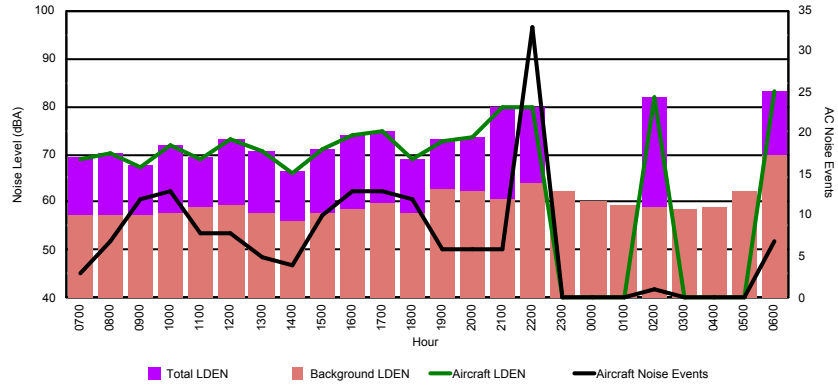

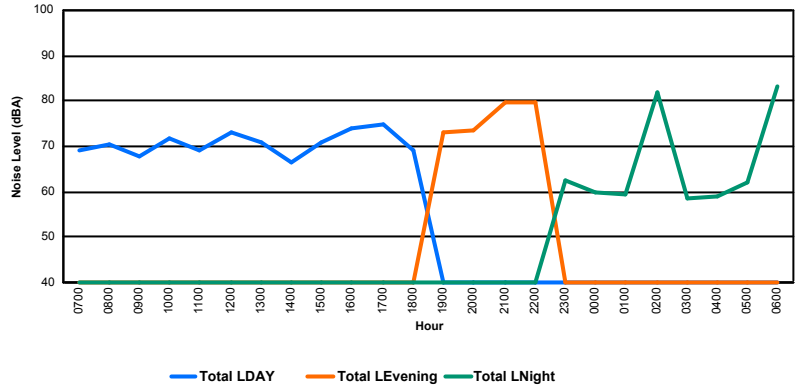

LE GOUVERNEMENT
DU GRAND-DUCHÉ DE LUXEMBOURG
Administration de la navigation aérienne

Luxembourg Airport

Noise Distribution by Hour

Between 04/11/2019 00:00:00 and 04/11/2019 23:59:59 (Local Time)

Day	Aircraft Events	Total LDEN dB (A)	Aircraft LDEN dB(A)	Background LDEN dB(A)	Total LDay dB(A)	Total LEvening dB(A)	Total LNight dB (A)
04/11/19 7:00	5	73.4	71.1	69.5	73.4	-	-
04/11/19 8:00	6	66.6	59.7	65.7	66.6	-	-
04/11/19 9:00	6	65.8	62.1	63.4	65.8	-	-
04/11/19 10:00	13	72.8	72.0	65.0	72.8	-	-
04/11/19 11:00	15	75.1	74.5	66.3	75.1	-	-
04/11/19 12:00	16	68.0	67.3	60.5	68.0	-	-
04/11/19 13:00	5	65.7	64.3	60.6	65.7	-	-
04/11/19 14:00	6	67.1	63.3	64.8	67.1	-	-
04/11/19 15:00	15	72.5	70.5	68.3	72.5	-	-
04/11/19 16:00	16	72.0	68.9	69.1	72.0	-	-
04/11/19 17:00	15	71.8	66.3	70.3	71.8	-	-
04/11/19 18:00	13	70.2	69.9	58.8	70.2	-	-
04/11/19 19:00	13	73.9	73.4	64.6	-	73.9	-
04/11/19 20:00	8	79.6	78.6	72.6	-	79.6	-
04/11/19 21:00	8	77.9	76.8	71.3	-	77.9	-
04/11/19 22:00	17	77.0	76.5	67.4	-	77.0	-
04/11/19 23:00	1	72.5	72.0	62.9	-	-	72.5
05/11/19 0:00	-	60.8	-	60.9	-	-	60.8
05/11/19 1:00	-	60.4	-	60.4	-	-	60.4
05/11/19 2:00	-	83.0	-	83.0	-	-	83.0
05/11/19 3:00	-	61.0	-	61.0	-	-	61.0
05/11/19 4:00	-	60.8	-	60.8	-	-	60.8
05/11/19 5:00	-	61.5	-	61.6	-	-	61.5
05/11/19 6:00	10	84.9	83.8	78.1	-	-	84.9
	188	**75.8**	**73.6**	**71.8**	**71.1**	**77.5**	**78.2**

Location: Mid Runway NMT # 3

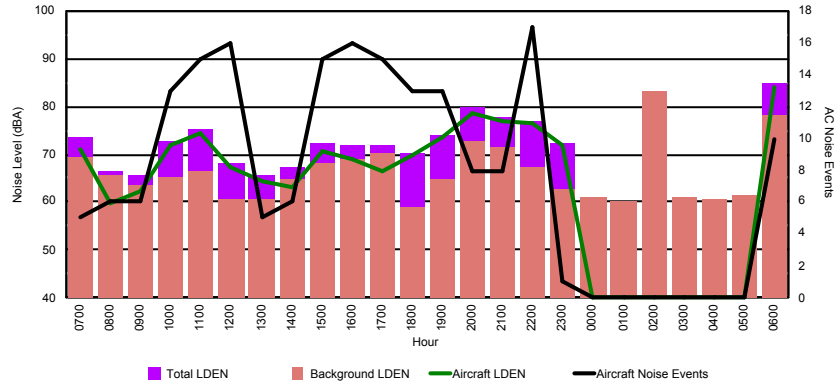

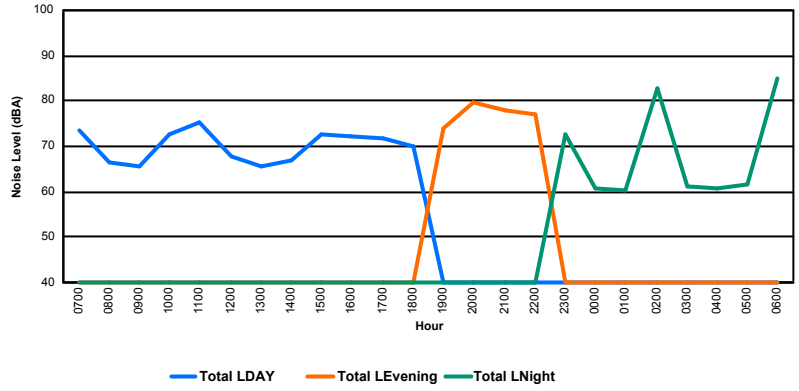

LE GOUVERNEMENT
DU GRAND-DUCHÉ DE LUXEMBOURG
Administration de la navigation aérienne

Luxembourg Airport

Noise Distribution by Hour

Between 04/11/2019 00:00:00 and 04/11/2019 23:59:59 (Local Time)

Day	Aircraft Events	Total LDEN dB (A)	Aircraft LDEN dB(A)	Background LDEN dB(A)	Total LDay dB(A)	Total LEvening dB(A)	Total LNight dB (A)
04/11/19 7:00	6	67.6	65.8	66.4	67.6	-	-
04/11/19 8:00	4	66.0	61.2	70.0	66.0	-	-
04/11/19 9:00	5	65.0	58.9	65.6	65.0	-	-
04/11/19 10:00	8	66.3	63.4	64.6	66.3	-	-
04/11/19 11:00	16	70.5	69.9	62.5	70.5	-	-
04/11/19 12:00	7	65.3	62.4	62.7	65.3	-	-
04/11/19 13:00	3	64.4	60.5	63.0	64.4	-	-
04/11/19 14:00	6	66.2	64.1	62.4	66.2	-	-
04/11/19 15:00	14	69.5	68.4	63.8	69.5	-	-
04/11/19 16:00	8	70.1	69.3	62.7	70.1	-	-
04/11/19 17:00	12	70.5	69.8	63.3	70.5	-	-
04/11/19 18:00	8	65.2	62.2	62.8	65.2	-	-
04/11/19 19:00	8	69.5	65.8	67.4	-	69.5	-
04/11/19 20:00	7	74.0	73.4	65.2	-	74.0	-
04/11/19 21:00	5	71.4	70.6	64.2	-	71.4	-
04/11/19 22:00	3	71.1	70.3	63.7	-	71.1	-
04/11/19 23:00	1	73.5	72.4	66.9	-	-	73.5
05/11/19 0:00	-	65.2	-	66.3	-	-	65.2
05/11/19 1:00	-	63.3	-	64.1	-	-	63.3
05/11/19 2:00	-	63.0	-	63.6	-	-	63.0
05/11/19 3:00	-	64.4	-	64.6	-	-	64.4
05/11/19 4:00	-	66.4	-	66.9	-	-	66.4
05/11/19 5:00	-	69.7	-	71.2	-	-	69.7
05/11/19 6:00	12	80.1	79.7	74.6	-	-	80.1
	133	**70.7**	**69.4**	**66.8**	**67.8**	**71.8**	**72.7**

Location: NDB-Hamm NMT # 4

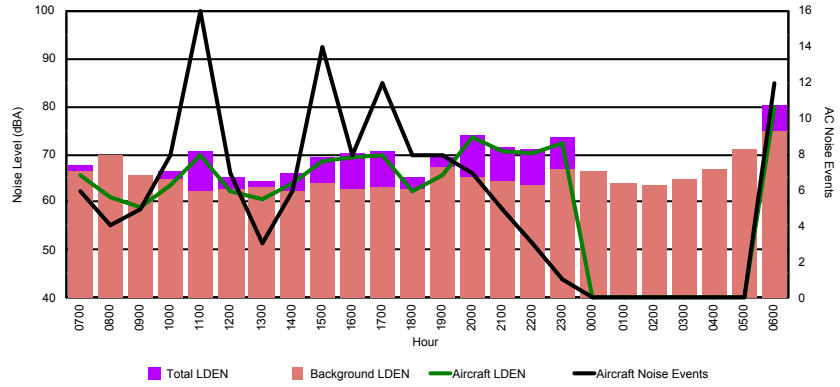

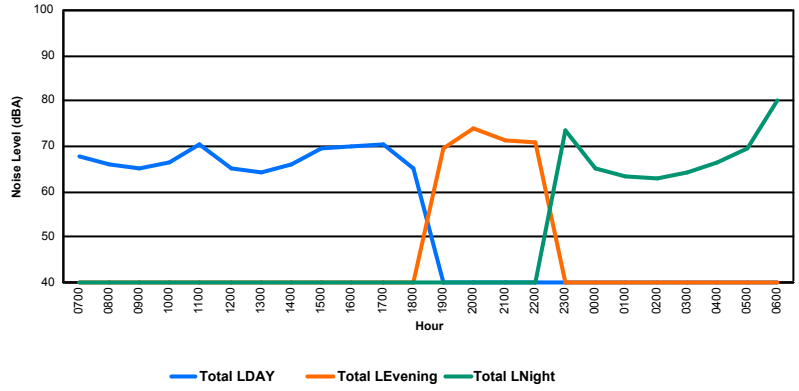

LE GOUVERNEMENT
DU GRAND-DUCHÉ DE LUXEMBOURG
Administration de la navigation aérienne

Luxembourg Airport

Noise Distribution by Hour

Between 05/11/2019 00:00:00 and 05/11/2019 23:59:59 (Local Time)

Day	Aircraft Events	Total LDEN dB (A)	Aircraft LDEN dB(A)	Background LDEN dB(A)	Total LDay dB(A)	Total LEvening dB(A)	Total LNight dB (A)
05/11/19 7:00	2	58.9	58.6	46.7	58.9	-	-
05/11/19 8:00	4	53.4	51.6	48.9	53.4	-	-
05/11/19 9:00	6	55.5	53.7	50.9	55.5	-	-
05/11/19 10:00	14	59.1	58.0	53.0	59.1	-	-
05/11/19 11:00	4	55.5	53.7	50.8	55.5	-	-
05/11/19 12:00	3	60.9	60.4	52.3	60.9	-	-
05/11/19 13:00	6	59.4	58.1	53.8	59.4	-	-
05/11/19 14:00	5	56.7	54.7	52.6	56.7	-	-
05/11/19 15:00	4	56.0	54.3	51.1	56.0	-	-
05/11/19 16:00	6	55.8	53.6	51.9	55.8	-	-
05/11/19 17:00	8	59.5	58.9	50.7	59.5	-	-
05/11/19 18:00	8	57.6	57.0	49.3	57.6	-	-
05/11/19 19:00	6	59.7	59.0	53.0	-	59.7	-
05/11/19 20:00	4	64.6	64.1	54.3	-	64.6	-
05/11/19 21:00	5	58.6	57.6	52.3	-	58.6	-
05/11/19 22:00	15	63.2	62.2	56.9	-	63.2	-
05/11/19 23:00	2	68.7	68.6	52.9	-	-	68.7
06/11/19 0:00	-	48.2	-	48.2	-	-	48.2
06/11/19 1:00	-	48.5	-	48.5	-	-	48.5
06/11/19 2:00	-	43.4	-	43.4	-	-	43.4
06/11/19 3:00	-	43.6	-	43.6	-	-	43.6
06/11/19 4:00	-	50.0	-	50.0	-	-	50.0
06/11/19 5:00	-	59.0	-	59.1	-	-	59.0
06/11/19 6:00	2	68.7	68.5	53.9	-	-	68.7
	104	**60.9**	**60.3**	**52.5**	**57.9**	**62.2**	**63.0**

Location: Roodt/Syr NMT # 1

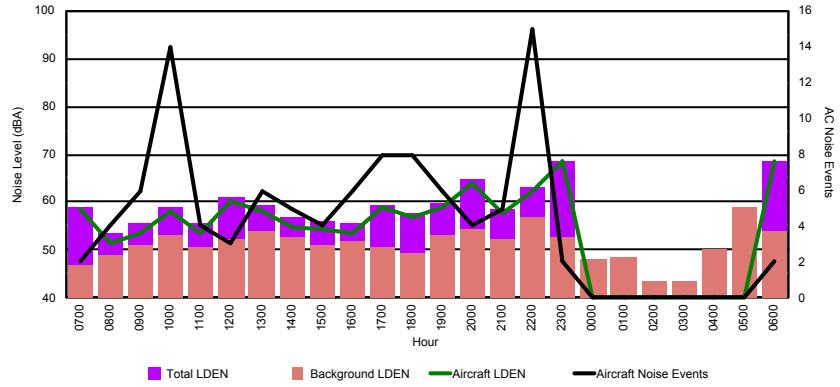

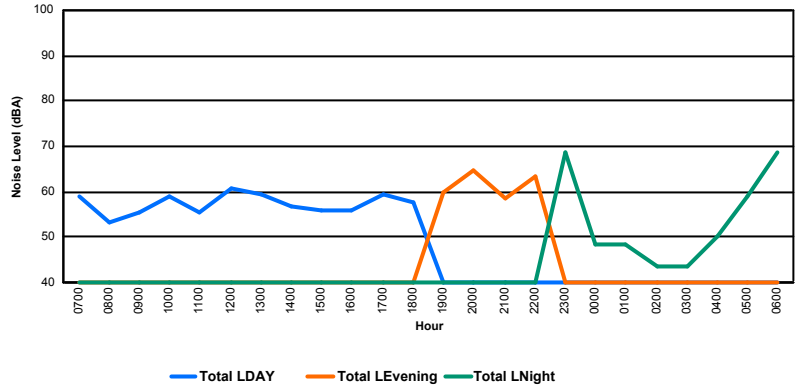

LE GOUVERNEMENT
DU GRAND-DUCHÉ DE LUXEMBOURG
Administration de la navigation aérienne

Luxembourg Airport

Noise Distribution by Hour

Between 05/11/2019 00:00:00 and 05/11/2019 23:59:59 (Local Time)

Day	Aircraft Events	Total LDEN dB (A)	Aircraft LDEN dB(A)	Background LDEN dB(A)	Total LDay dB(A)	Total LEvening dB(A)	Total LNight dB (A)
05/11/19 7:00	5	70.6	70.5	56.0	70.6	-	-
05/11/19 8:00	6	64.7	64.3	53.4	64.7	-	-
05/11/19 9:00	7	68.1	67.7	57.6	68.1	-	-
05/11/19 10:00	12	72.0	71.6	61.3	72.0	-	-
05/11/19 11:00	5	67.4	67.1	55.5	67.4	-	-
05/11/19 12:00	3	71.6	71.3	53.9	71.6	-	-
05/11/19 13:00	7	73.6	73.7	54.5	73.6	-	-
05/11/19 14:00	6	65.6	65.3	54.0	65.6	-	-
05/11/19 15:00	4	68.4	68.3	53.2	68.4	-	-
05/11/19 16:00	6	66.5	66.3	54.0	66.5	-	-
05/11/19 17:00	8	72.4	72.4	55.0	72.4	-	-
05/11/19 18:00	8	70.3	70.1	55.9	70.3	-	-
05/11/19 19:00	6	72.9	72.8	57.3	-	72.9	-
05/11/19 20:00	5	76.4	76.3	60.2	-	76.4	-
05/11/19 21:00	5	70.8	70.5	59.4	-	70.8	-
05/11/19 22:00	15	73.8	73.6	60.0	-	73.8	-
05/11/19 23:00	2	81.4	81.4	62.7	-	-	81.4
06/11/19 0:00	-	54.6	-	54.6	-	-	54.6
06/11/19 1:00	-	53.9	-	53.9	-	-	53.9
06/11/19 2:00	-	53.8	-	53.8	-	-	53.8
06/11/19 3:00	-	54.2	-	54.2	-	-	54.2
06/11/19 4:00	-	56.4	-	56.4	-	-	56.4
06/11/19 5:00	-	59.7	-	59.7	-	-	59.7
06/11/19 6:00	2	82.5	82.5	65.6	-	-	82.5
	112	**73.5**	**73.4**	**58.3**	**70.1**	**73.9**	**76.0**

Location: DVOR NMT # 2

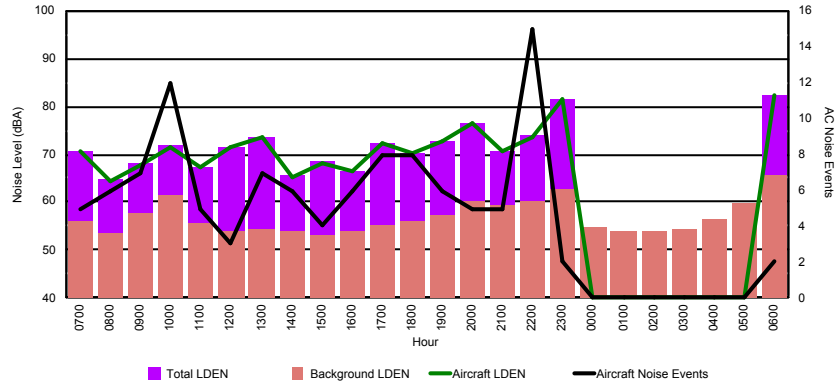

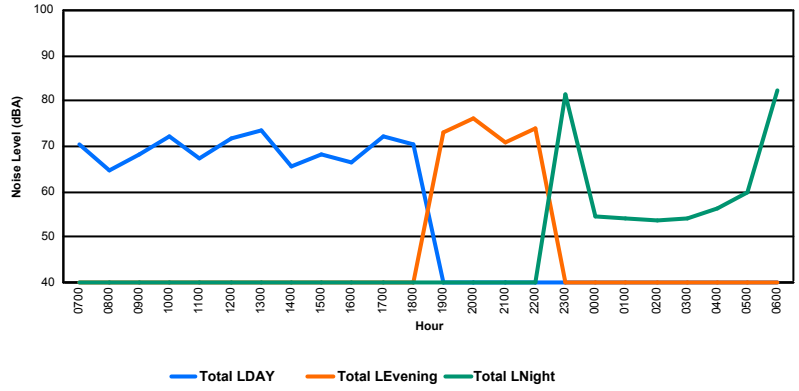

LE GOUVERNEMENT
DU GRAND-DUCHÉ DE LUXEMBOURG
Administration de la navigation aérienne

Luxembourg Airport

Noise Distribution by Hour

Between 05/11/2019 00:00:00 and 05/11/2019 23:59:59 (Local Time)

Day	Aircraft Events	Total LDEN dB (A)	Aircraft LDEN dB(A)	Background LDEN dB(A)	Total LDay dB(A)	Total LEvening dB(A)	Total LNight dB (A)
05/11/19 7:00	11	71.1	70.5	62.7	71.1	-	-
05/11/19 8:00	9	64.8	61.3	62.3	64.8	-	-
05/11/19 9:00	9	71.6	71.3	58.7	71.6	-	-
05/11/19 10:00	17	72.5	70.3	68.4	72.5	-	-
05/11/19 11:00	10	71.0	70.4	62.1	71.0	-	-
05/11/19 12:00	4	71.2	62.4	70.5	71.2	-	-
05/11/19 13:00	8	69.5	66.3	66.7	69.5	-	-
05/11/19 14:00	9	70.2	69.6	61.8	70.2	-	-
05/11/19 15:00	8	67.8	63.9	65.6	67.8	-	-
05/11/19 16:00	9	70.3	70.0	58.9	70.3	-	-
05/11/19 17:00	11	72.4	71.7	64.4	72.4	-	-
05/11/19 18:00	17	74.0	69.8	72.1	74.0	-	-
05/11/19 19:00	19	71.0	69.7	65.3	-	71.0	-
05/11/19 20:00	11	79.1	78.9	66.2	-	79.1	-
05/11/19 21:00	5	76.4	75.6	69.4	-	76.4	-
05/11/19 22:00	15	77.6	76.2	71.9	-	77.6	-
05/11/19 23:00	4	81.2	81.0	66.8	-	-	81.2
06/11/19 0:00	-	59.1	-	59.1	-	-	59.1
06/11/19 1:00	-	59.1	-	59.1	-	-	59.1
06/11/19 2:00	-	59.1	-	59.1	-	-	59.1
06/11/19 3:00	-	58.9	-	58.9	-	-	58.9
06/11/19 4:00	-	59.9	-	60.0	-	-	59.9
06/11/19 5:00	-	61.9	-	62.0	-	-	61.9
06/11/19 6:00	13	81.1	80.5	72.9	-	-	81.1
	189	**74.1**	**73.2**	**66.8**	**71.0**	**76.9**	**75.2**

Location: Mid Runway NMT # 3

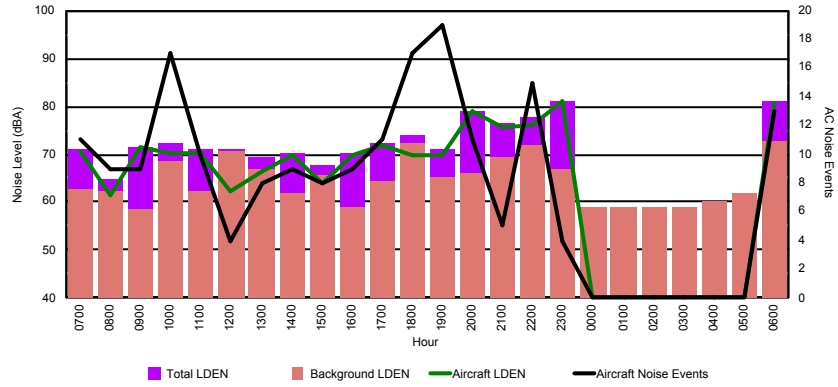

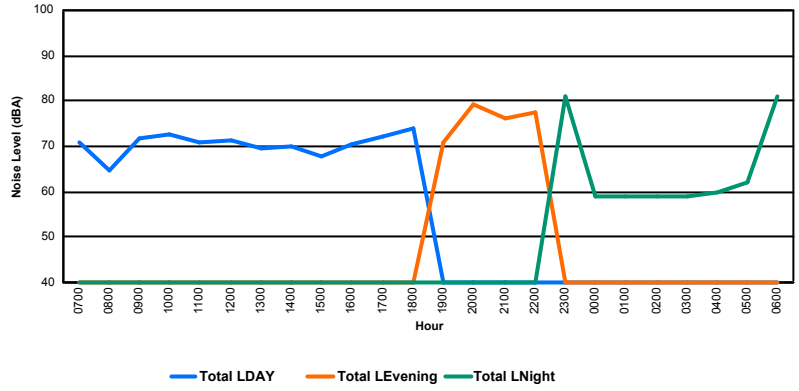

LE GOUVERNEMENT
DU GRAND-DUCHÉ DE LUXEMBOURG
Administration de la navigation aérienne

Luxembourg Airport

Noise Distribution by Hour

Between 05/11/2019 00:00:00 and 05/11/2019 23:59:59 (Local Time)

Day	Aircraft Events	Total LDEN dB (A)	Aircraft LDEN dB(A)	Background LDEN dB(A)	Total LDay dB(A)	Total LEvening dB(A)	Total LNight dB (A)
05/11/19 7:00	10	65.3	62.5	67.9	65.3	-	-
05/11/19 8:00	4	64.7	60.1	66.2	64.7	-	-
05/11/19 9:00	6	67.6	66.3	62.5	67.6	-	-
05/11/19 10:00	8	66.1	63.7	62.8	66.1	-	-
05/11/19 11:00	10	70.0	69.5	61.7	70.0	-	-
05/11/19 12:00	2	61.9	54.4	61.1	61.9	-	-
05/11/19 13:00	3	65.6	63.5	61.7	65.6	-	-
05/11/19 14:00	8	67.2	66.0	61.1	67.2	-	-
05/11/19 15:00	5	61.9	54.2	61.3	61.9	-	-
05/11/19 16:00	5	66.6	64.8	62.3	66.6	-	-
05/11/19 17:00	5	69.4	68.6	61.6	69.4	-	-
05/11/19 18:00	13	65.0	62.6	61.9	65.0	-	-
05/11/19 19:00	5	67.3	61.3	66.1	-	67.3	-
05/11/19 20:00	7	75.3	74.9	64.1	-	75.3	-
05/11/19 21:00	5	75.0	74.6	64.5	-	75.0	-
05/11/19 22:00	7	75.3	75.1	63.7	-	75.3	-
05/11/19 23:00	3	79.8	79.6	66.1	-	-	79.8
06/11/19 0:00	-	62.8	-	63.4	-	-	62.8
06/11/19 1:00	-	61.2	-	61.6	-	-	61.2
06/11/19 2:00	-	60.8	-	61.1	-	-	60.8
06/11/19 3:00	-	62.6	-	62.7	-	-	62.6
06/11/19 4:00	-	64.2	-	64.3	-	-	64.2
06/11/19 5:00	-	68.1	-	69.3	-	-	68.1
06/11/19 6:00	13	76.6	75.7	72.5	-	-	76.6
	119	**71.2**	**70.3**	**65.1**	**66.6**	**74.2**	**72.9**

Location: NDB-Hamm NMT # 4

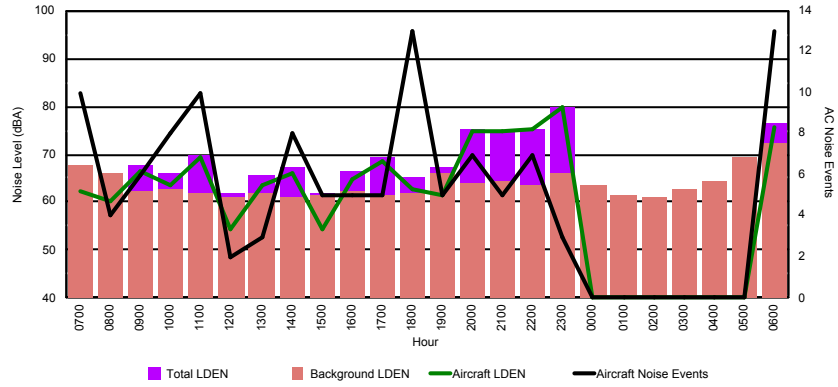

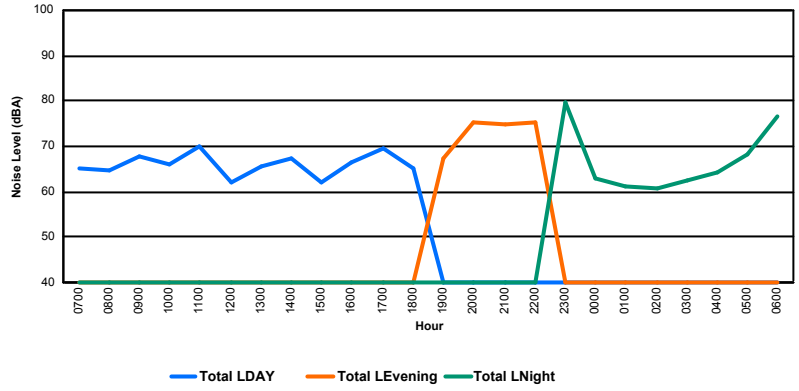

LE GOUVERNEMENT
DU GRAND-DUCHÉ DE LUXEMBOURG
Administration de la navigation aérienne

Luxembourg Airport

Noise Distribution by Hour

Between 06/11/2019 00:00:00 and 06/11/2019 23:59:59 (Local Time)

Day	Aircraft Events	Total LDEN dB (A)	Aircraft LDEN dB(A)	Background LDEN dB(A)	Total LDay dB(A)	Total LEvening dB(A)	Total LNight dB (A)
06/11/19 7:00	2	57.8	57.2	48.6	57.8	-	-
06/11/19 8:00	5	57.5	57.0	48.3	57.5	-	-
06/11/19 9:00	11	55.8	53.9	51.8	55.8	-	-
06/11/19 10:00	12	60.7	59.4	55.3	60.7	-	-
06/11/19 11:00	4	56.5	55.0	51.4	56.5	-	-
06/11/19 12:00	2	52.4	49.2	49.6	52.4	-	-
06/11/19 13:00	5	57.3	56.2	50.9	57.3	-	-
06/11/19 14:00	6	61.3	60.6	52.3	61.3	-	-
06/11/19 15:49	2	59.3	58.1	53.2	59.3	-	-
06/11/19 16:00	9	58.5	57.4	52.3	58.5	-	-
06/11/19 17:00	11	57.6	56.6	51.0	57.6	-	-
06/11/19 18:00	11	60.4	59.9	51.0	60.4	-	-
06/11/19 19:00	6	63.8	63.2	55.3	-	63.8	-
06/11/19 20:00	4	61.1	59.6	56.0	-	61.1	-
06/11/19 21:00	5	63.7	63.2	53.7	-	63.7	-
06/11/19 22:00	14	64.5	64.0	55.4	-	64.5	-
06/11/19 23:00	-	56.5	-	56.6	-	-	56.5
07/11/19 0:00	-	48.9	-	48.9	-	-	48.9
07/11/19 1:00	-	49.0	-	49.1	-	-	49.0
07/11/19 2:00	-	52.1	-	52.1	-	-	52.1
07/11/19 3:00	-	51.2	-	51.2	-	-	51.2
07/11/19 4:00	-	52.4	-	52.4	-	-	52.4
07/11/19 5:00	-	56.0	-	56.1	-	-	56.0
07/11/19 6:00	4	70.4	70.2	55.9	-	-	70.4
	113	**61.0**	**60.2**	**53.2**	**58.4**	**63.4**	**61.9**

Location: Roodt/Syr NMT # 1

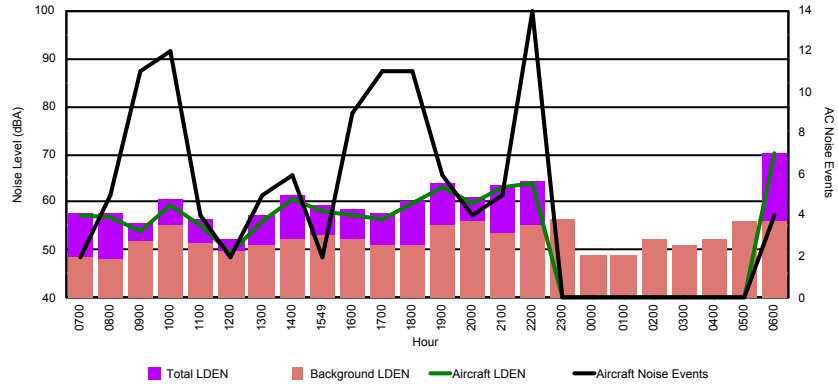

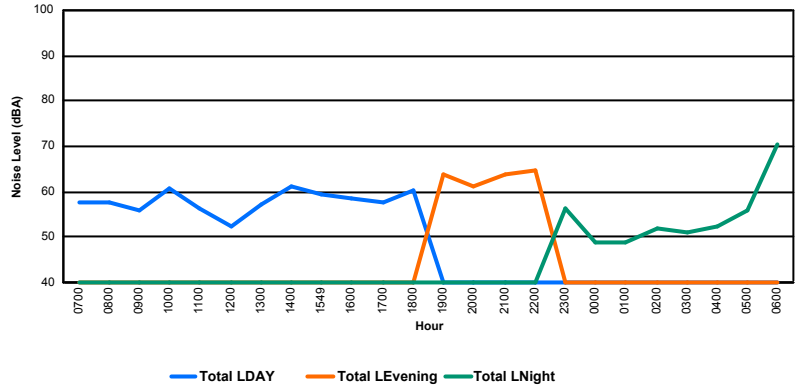

LE GOUVERNEMENT
DU GRAND-DUCHÉ DE LUXEMBOURG
Administration de la navigation aérienne

Luxembourg Airport

Noise Distribution by Hour

Between 06/11/2019 00:00:00 and 06/11/2019 23:59:59 (Local Time)

Day	Aircraft Events	Total LDEN dB (A)	Aircraft LDEN dB(A)	Background LDEN dB(A)	Total LDay dB(A)	Total LEvening dB(A)	Total LNight dB (A)
06/11/19 7:00	3	71.6	71.5	55.6	71.6	-	-
06/11/19 8:00	7	72.0	71.9	54.1	72.0	-	-
06/11/19 9:00	12	69.3	69.2	56.0	69.3	-	-
06/11/19 10:00	12	72.3	72.1	56.5	72.3	-	-
06/11/19 11:00	5	72.9	72.8	55.4	72.9	-	-
06/11/19 12:00	4	62.9	62.3	53.9	62.9	-	-
06/11/19 13:00	6	69.9	69.8	54.7	69.9	-	-
06/11/19 14:00	6	74.9	74.8	55.0	74.9	-	-
06/11/19 15:00	6	67.9	67.7	54.7	67.9	-	-
06/11/19 16:00	12	70.4	70.2	57.1	70.4	-	-
06/11/19 17:00	13	71.4	71.3	56.7	71.4	-	-
06/11/19 18:00	13	73.8	73.6	59.6	73.8	-	-
06/11/19 19:00	6	78.1	78.1	61.0	-	78.1	-
06/11/19 20:00	6	74.7	74.5	60.2	-	74.7	-
06/11/19 21:00	5	77.3	77.2	59.8	-	77.3	-
06/11/19 22:00	19	77.2	77.1	61.3	-	77.2	-
06/11/19 23:00	-	58.5	-	58.5	-	-	58.5
07/11/19 0:00	-	55.8	-	55.8	-	-	55.8
07/11/19 1:00	-	55.8	-	55.8	-	-	55.8
07/11/19 2:00	-	58.0	-	58.0	-	-	58.0
07/11/19 3:00	-	57.9	-	57.9	-	-	57.9
07/11/19 4:00	-	61.2	-	61.2	-	-	61.2
07/11/19 5:00	-	64.5	-	64.5	-	-	64.5
07/11/19 6:00	8	83.9	83.8	68.5	-	-	83.9
	143	**74.2**	**74.0**	**59.9**	**71.6**	**77.0**	**75.0**

Location: DVOR NMT # 2

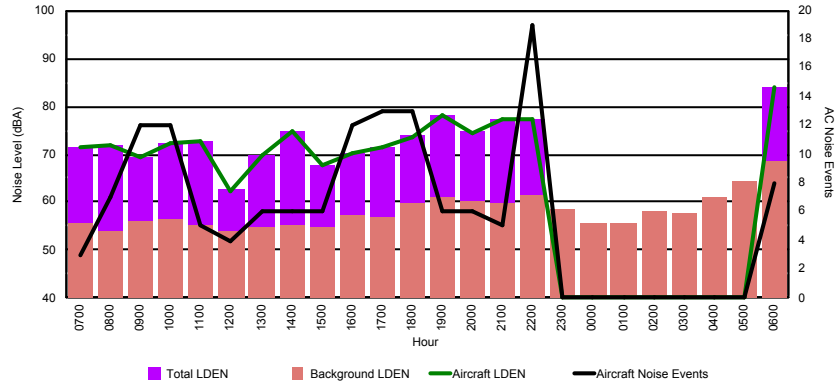

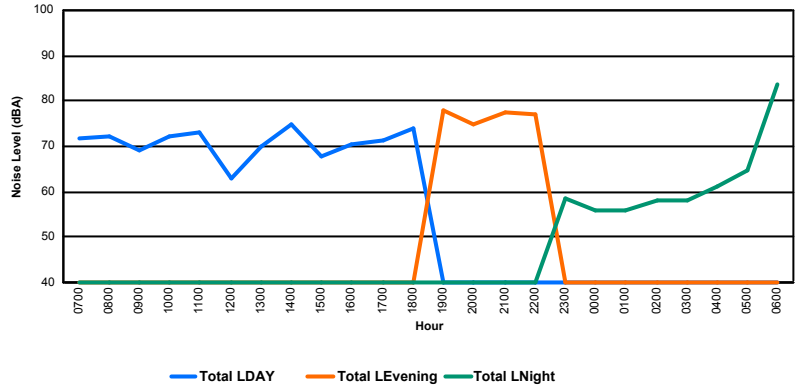

LE GOUVERNEMENT
DU GRAND-DUCHÉ DE LUXEMBOURG
Administration de la navigation aérienne

Luxembourg Airport

Noise Distribution by Hour

Between 06/11/2019 00:00:00 and 06/11/2019 23:59:59 (Local Time)

Day	Aircraft Events	Total LDEN dB (A)	Aircraft LDEN dB(A)	Background LDEN dB(A)	Total LDay dB(A)	Total LEvening dB(A)	Total LNight dB (A)
06/11/19 7:00	8	67.4	66.8	59.2	67.4	-	-
06/11/19 8:00	9	70.7	70.3	59.3	70.7	-	-
06/11/19 9:00	7	67.9	65.6	64.3	67.9	-	-
06/11/19 10:00	15	76.4	76.2	62.3	76.4	-	-
06/11/19 11:00	14	72.5	71.7	64.8	72.5	-	-
06/11/19 12:00	5	66.0	65.5	55.9	66.0	-	-
06/11/19 13:00	6	70.9	70.0	63.7	70.9	-	-
06/11/19 14:00	10	73.2	72.0	67.0	73.2	-	-
06/11/19 15:00	6	64.5	62.7	59.8	64.5	-	-
06/11/19 16:00	9	70.9	70.2	62.8	70.9	-	-
06/11/19 17:00	13	72.7	72.2	63.1	72.7	-	-
06/11/19 18:00	25	75.1	74.6	65.8	75.1	-	-
06/11/19 19:00	11	72.3	69.3	69.5	-	72.3	-
06/11/19 20:00	13	75.4	75.0	65.0	-	75.4	-
06/11/19 21:00	10	76.2	74.9	70.5	-	76.2	-
06/11/19 22:00	14	75.8	71.2	74.0	-	75.8	-
06/11/19 23:00	1	76.9	76.8	60.1	-	-	76.9
07/11/19 0:00	-	60.2	-	60.2	-	-	60.2
07/11/19 1:00	-	59.4	-	59.4	-	-	59.4
07/11/19 2:00	-	60.6	-	60.7	-	-	60.6
07/11/19 3:00	-	59.5	-	59.5	-	-	59.5
07/11/19 4:00	-	60.1	-	60.1	-	-	60.1
07/11/19 5:00	-	60.8	-	60.8	-	-	60.8
07/11/19 6:00	21	83.4	83.3	67.5	-	-	83.4
	197	**73.9**	**73.3**	**65.6**	**72.0**	**75.2**	**75.3**

Location: Mid Runway NMT # 3

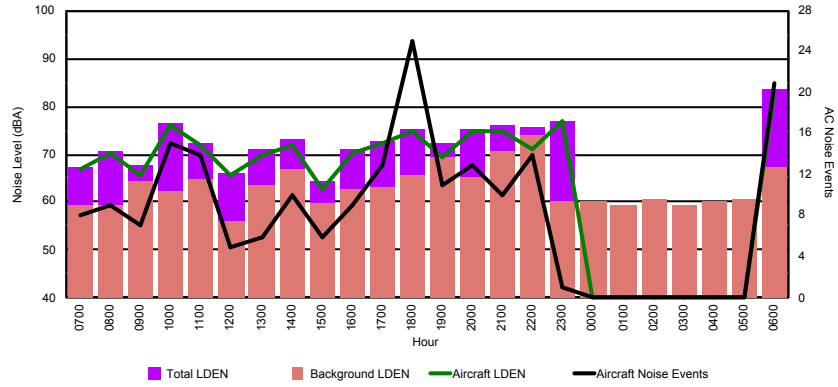

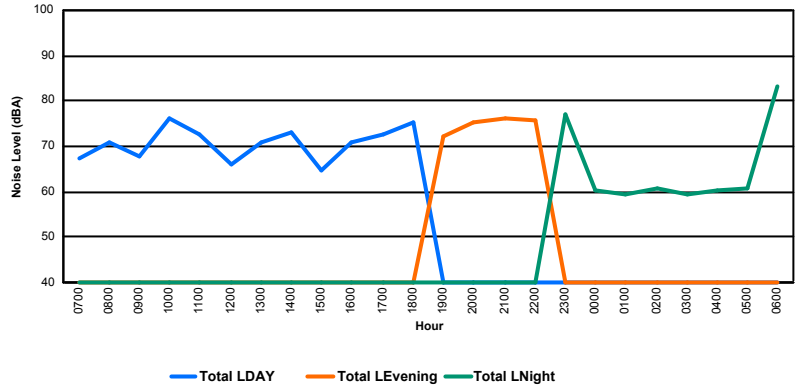

LE GOUVERNEMENT
DU GRAND-DUCHÉ DE LUXEMBOURG
Administration de la navigation aérienne

Luxembourg Airport

Noise Distribution by Hour

Between 06/11/2019 00:00:00 and 06/11/2019 23:59:59 (Local Time)

Day	Aircraft Events	Total LDEN dB (A)	Aircraft LDEN dB(A)	Background LDEN dB(A)	Total LDay dB(A)	Total LEvening dB(A)	Total LNight dB (A)
06/11/19 7:00	7	66.7	64.8	66.1	66.7	-	-
06/11/19 8:00	5	66.4	64.4	65.7	66.4	-	-
06/11/19 9:00	4	65.5	62.7	62.8	65.5	-	-
06/11/19 10:00	10	66.8	64.9	62.9	66.8	-	-
06/11/19 11:00	11	67.7	66.6	61.8	67.7	-	-
06/11/19 12:00	4	64.0	60.2	62.2	64.0	-	-
06/11/19 13:00	6	65.2	62.1	62.5	65.2	-	-
06/11/19 14:00	8	68.8	67.7	62.7	68.8	-	-
06/11/19 15:00	5	63.1	55.4	62.5	63.1	-	-
06/11/19 16:00	7	69.6	68.7	62.5	69.6	-	-
06/11/19 17:00	7	69.0	68.4	60.6	69.0	-	-
06/11/19 18:00	17	72.2	71.9	61.2	72.2	-	-
06/11/19 19:00	6	68.3	65.6	65.2	-	68.3	-
06/11/19 20:00	8	72.4	71.8	63.7	-	72.4	-
06/11/19 21:00	4	70.9	70.1	62.8	-	70.9	-
06/11/19 22:00	3	74.5	74.3	63.1	-	74.5	-
06/11/19 23:00	1	72.0	70.5	66.5	-	-	72.0
07/11/19 0:00	-	64.7	-	65.7	-	-	64.7
07/11/19 1:00	-	63.6	-	64.2	-	-	63.6
07/11/19 2:00	-	63.9	-	64.7	-	-	63.9
07/11/19 3:00	-	65.1	-	65.3	-	-	65.1
07/11/19 4:00	-	67.4	-	68.3	-	-	67.4
07/11/19 5:00	-	71.0	-	72.7	-	-	71.0
07/11/19 6:00	18	79.3	78.9	76.3	-	-	79.3
	131	**70.5**	**69.2**	**67.0**	**67.8**	**72.1**	**72.1**

Location: NDB-Hamm NMT # 4

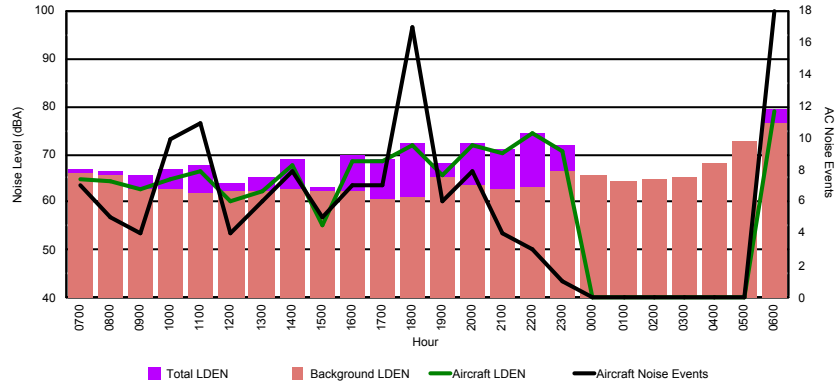

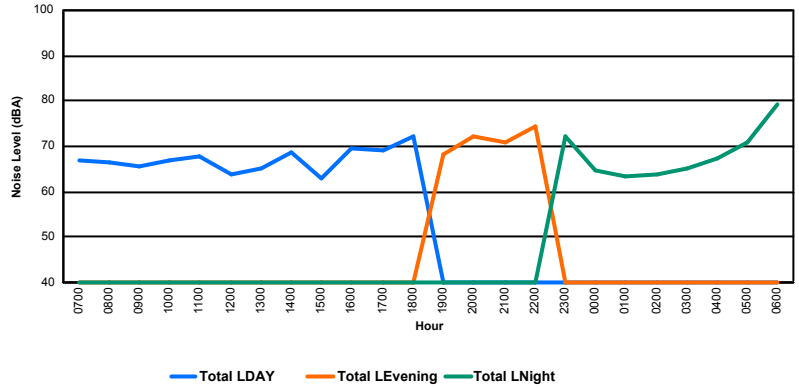

LE GOUVERNEMENT
DU GRAND-DUCHÉ DE LUXEMBOURG
Administration de la navigation aérienne

Luxembourg Airport

Noise Distribution by Hour

Between 07/11/2019 00:00:00 and 07/11/2019 23:59:59 (Local Time)

Day	Aircraft Events	Total LDEN dB (A)	Aircraft LDEN dB(A)	Background LDEN dB(A)	Total LDay dB(A)	Total LEvening dB(A)	Total LNight dB (A)
07/11/19 7:00	-	45.1	-	45.1	45.1	-	-
07/11/19 8:00	4	58.7	58.1	49.5	58.7	-	-
07/11/19 9:00	8	57.6	56.0	52.8	57.6	-	-
07/11/19 10:00	9	57.3	54.9	53.7	57.3	-	-
07/11/19 11:00	5	62.1	61.3	54.5	62.1	-	-
07/11/19 12:00	4	62.9	62.5	53.6	62.9	-	-
07/11/19 13:00	6	59.9	58.1	55.5	59.9	-	-
07/11/19 14:00	5	60.7	59.7	54.1	60.7	-	-
07/11/19 15:00	11	63.9	63.4	55.0	63.9	-	-
07/11/19 16:00	7	58.4	56.8	53.7	58.4	-	-
07/11/19 17:00	9	58.8	58.0	51.7	58.8	-	-
07/11/19 18:00	5	53.4	51.2	49.5	53.4	-	-
07/11/19 19:00	10	66.8	66.5	56.6	-	66.8	-
07/11/19 20:00	5	63.0	62.4	54.0	-	63.0	-
07/11/19 21:00	9	64.4	63.7	56.8	-	64.4	-
07/11/19 22:00	11	61.2	60.3	54.6	-	61.2	-
07/11/19 23:00	1	65.9	63.7	61.9	-	-	65.9
08/11/19 0:00	-	52.8	-	52.9	-	-	52.8
08/11/19 1:00	8	61.6	61.0	53.1	-	-	61.6
08/11/19 2:00	6	59.8	59.0	51.7	-	-	59.8
08/11/19 3:00	-	49.0	-	49.0	-	-	49.0
08/11/19 4:00	-	50.3	-	50.3	-	-	50.3
08/11/19 5:00	-	60.9	-	61.0	-	-	60.9
08/11/19 6:00	-	58.9	-	59.0	-	-	58.9
	123	**61.1**	**59.9**	**55.4**	**59.9**	**64.3**	**60.4**

Location: Roodt/Syr NMT # 1

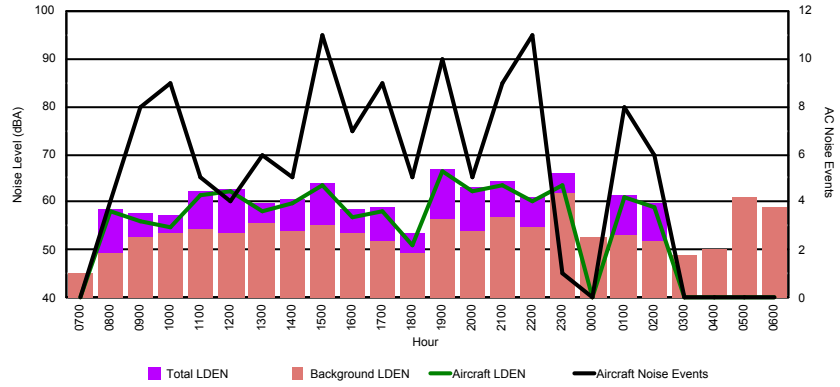

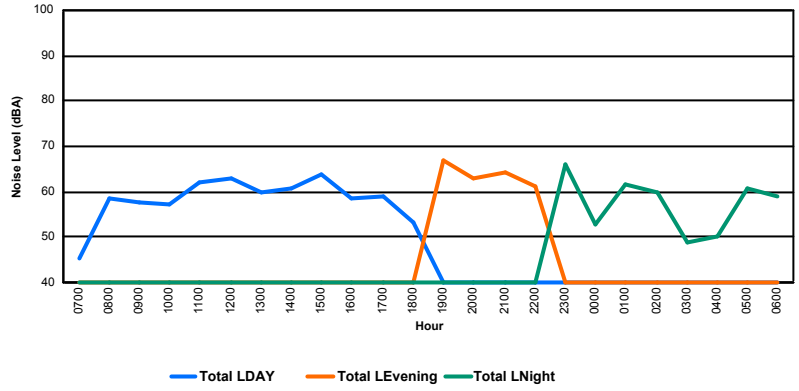

LE GOUVERNEMENT
DU GRAND-DUCHÉ DE LUXEMBOURG
Administration de la navigation aérienne

Luxembourg Airport

Noise Distribution by Hour

Between 07/11/2019 00:00:00 and 07/11/2019 23:59:59 (Local Time)

Day	Aircraft Events	Total LDEN dB (A)	Aircraft LDEN dB(A)	Background LDEN dB(A)	Total LDay dB(A)	Total LEvening dB(A)	Total LNight dB (A)
07/11/19 7:00	1	57.3	33.6	58.0	57.3	-	-
07/11/19 8:00	5	71.3	71.1	57.2	71.3	-	-
07/11/19 9:00	8	68.9	68.4	59.1	68.9	-	-
07/11/19 10:00	9	68.3	67.8	58.5	68.3	-	-
07/11/19 11:00	5	74.9	74.8	59.9	74.9	-	-
07/11/19 12:00	7	78.6	78.6	57.9	78.6	-	-
07/11/19 13:00	6	71.0	70.8	58.0	71.0	-	-
07/11/19 14:00	5	74.8	74.7	59.3	74.8	-	-
07/11/19 15:00	11	76.2	76.1	59.4	76.2	-	-
07/11/19 16:00	6	69.4	69.1	58.6	69.4	-	-
07/11/19 17:00	13	73.4	73.3	59.5	73.4	-	-
07/11/19 18:00	9	66.5	65.3	60.8	66.5	-	-
07/11/19 19:00	14	79.2	79.0	63.7	-	79.2	-
07/11/19 20:00	6	75.1	75.0	60.4	-	75.1	-
07/11/19 21:00	12	79.3	79.2	62.2	-	79.3	-
07/11/19 22:00	12	73.6	73.4	61.9	-	73.6	-
07/11/19 23:00	1	76.2	75.8	66.2	-	-	76.2
08/11/19 0:00	-	58.9	-	59.0	-	-	58.9
08/11/19 1:00	4	61.0	58.9	56.8	-	-	61.0
08/11/19 2:00	5	68.7	68.4	56.6	-	-	68.7
08/11/19 3:00	-	56.9	-	56.9	-	-	56.9
08/11/19 4:00	-	57.7	-	57.7	-	-	57.7
08/11/19 5:00	-	62.1	-	62.1	-	-	62.1
08/11/19 6:00	-	64.7	-	64.8	-	-	64.7
	139	**73.5**	**73.2**	**60.6**	**73.2**	**77.5**	**68.5**

Location: DVOR NMT # 2

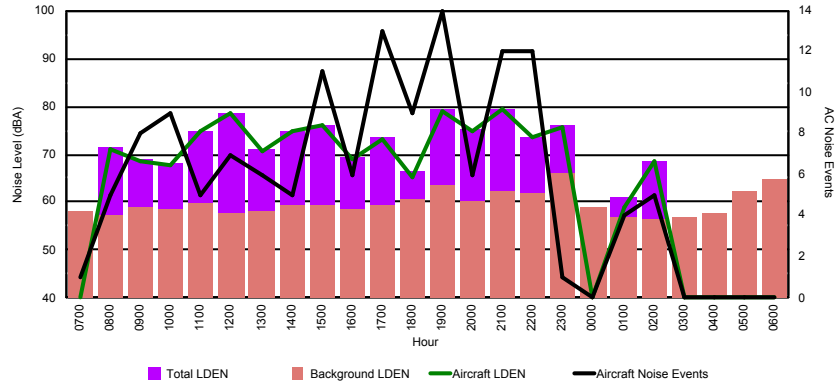

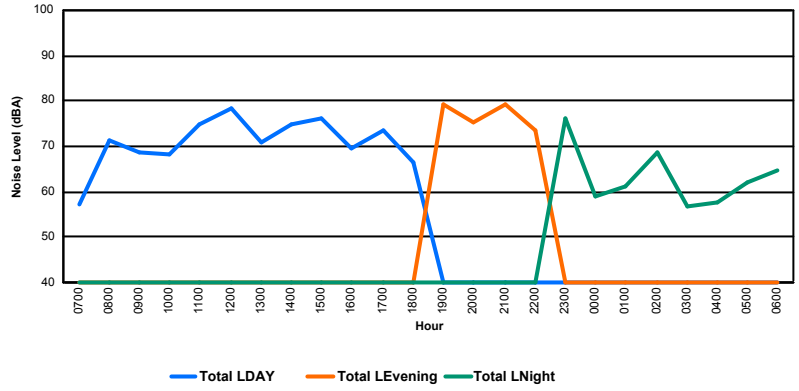

LE GOUVERNEMENT
DU GRAND-DUCHÉ DE LUXEMBOURG
Administration de la navigation aérienne

Luxembourg Airport

Noise Distribution by Hour

Between 07/11/2019 00:00:00 and 07/11/2019 23:59:59 (Local Time)

Day	Aircraft Events	Total LDEN dB (A)	Aircraft LDEN dB(A)	Background LDEN dB(A)	Total LDay dB(A)	Total LEvening dB(A)	Total LNight dB (A)
07/11/19 7:00	3	62.1	61.6	53.1	62.1	-	-
07/11/19 8:00	11	72.6	72.3	59.7	72.6	-	-
07/11/19 9:00	12	71.5	71.2	60.1	71.5	-	-
07/11/19 10:00	12	69.5	68.0	64.2	69.5	-	-
07/11/19 11:00	14	78.0	72.6	76.6	78.0	-	-
07/11/19 12:00	6	71.4	70.9	62.3	71.4	-	-
07/11/19 13:00	4	60.0	57.5	56.6	60.0	-	-
07/11/19 14:00	11	73.1	71.2	68.7	73.1	-	-
07/11/19 15:00	14	76.5	76.0	66.2	76.5	-	-
07/11/19 16:00	15	67.3	66.8	58.2	67.3	-	-
07/11/19 17:00	17	72.1	71.9	60.2	72.1	-	-
07/11/19 18:00	18	73.7	73.2	67.2	73.7	-	-
07/11/19 19:00	17	81.8	81.2	70.3	-	81.8	-
07/11/19 20:00	10	75.4	74.1	69.3	-	75.4	-
07/11/19 21:00	11	76.4	75.2	70.4	-	76.4	-
07/11/19 22:00	10	75.2	73.5	70.2	-	75.2	-
07/11/19 23:00	5	80.6	80.5	64.2	-	-	80.6
08/11/19 0:00	8	63.6	61.5	59.6	-	-	63.6
08/11/19 1:00	2	59.9	48.3	59.7	-	-	59.9
08/11/19 2:00	6	64.8	63.0	60.5	-	-	64.8
08/11/19 3:00	-	59.5	-	59.5	-	-	59.5
08/11/19 4:00	-	60.8	-	60.9	-	-	60.8
08/11/19 5:00	-	61.6	-	61.7	-	-	61.6
08/11/19 6:00	10	79.6	78.2	74.2	-	-	79.6
	216	**74.7**	**73.7**	**67.9**	**72.8**	**78.2**	**74.3**

Location: Mid Runway NMT # 3

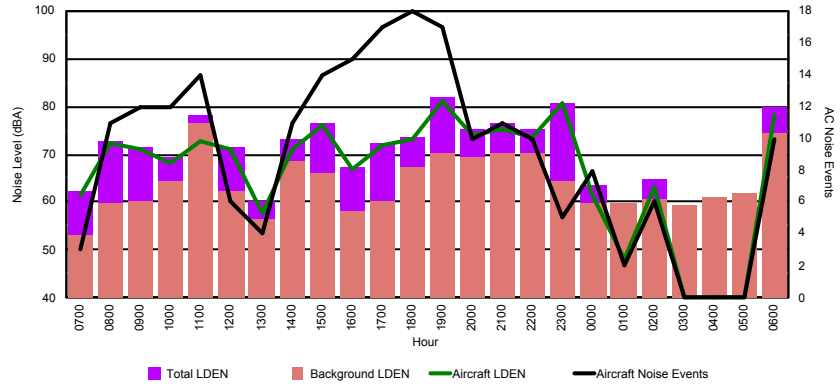

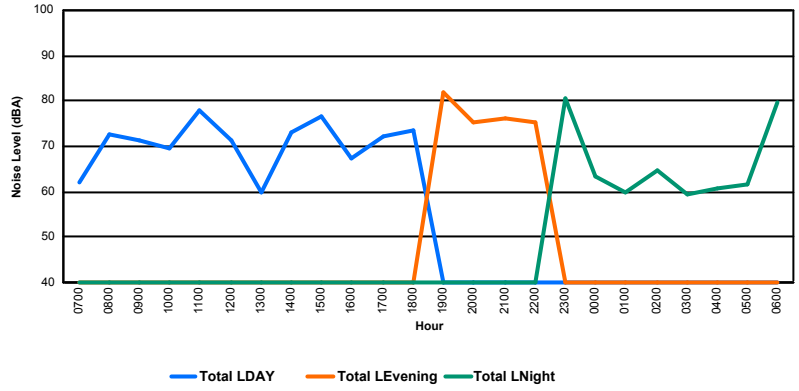

LE GOUVERNEMENT
DU GRAND-DUCHÉ DE LUXEMBOURG
Administration de la navigation aérienne

Luxembourg Airport

Noise Distribution by Hour

Between 07/11/2019 00:00:00 and 07/11/2019 23:59:59 (Local Time)

Day	Aircraft Events	Total LDEN dB (A)	Aircraft LDEN dB(A)	Background LDEN dB(A)	Total LDay dB(A)	Total LEvening dB(A)	Total LNight dB (A)
07/11/19 7:00	6	64.6	58.6	66.7	64.6	-	-
07/11/19 8:00	6	72.0	71.4	66.3	72.0	-	-
07/11/19 9:00	11	69.1	67.8	66.1	69.1	-	-
07/11/19 10:00	8	66.1	62.7	65.9	66.1	-	-
07/11/19 11:00	12	68.6	67.2	65.9	68.6	-	-
07/11/19 12:00	5	65.1	58.7	65.3	65.1	-	-
07/11/19 13:00	2	64.0	49.7	65.0	64.0	-	-
07/11/19 14:00	9	68.4	66.9	64.0	68.4	-	-
07/11/19 15:00	5	65.9	63.9	62.1	65.9	-	-
07/11/19 16:00	6	63.3	58.8	61.7	63.3	-	-
07/11/19 17:00	9	65.3	62.8	62.0	65.3	-	-
07/11/19 18:00	13	70.3	69.8	61.8	70.3	-	-
07/11/19 19:00	9	74.5	73.6	67.8	-	74.5	-
07/11/19 20:00	7	72.0	70.7	66.5	-	72.0	-
07/11/19 21:00	5	73.1	72.2	65.9	-	73.1	-
07/11/19 22:00	3	74.0	73.4	65.6	-	74.0	-
07/11/19 23:00	3	78.7	78.2	69.3	-	-	78.7
08/11/19 0:00	13	70.2	68.6	66.7	-	-	70.2
08/11/19 1:00	-	64.4	-	65.1	-	-	64.4
08/11/19 2:00	4	66.6	63.0	64.9	-	-	66.6
08/11/19 3:00	-	65.8	-	66.2	-	-	65.8
08/11/19 4:00	-	67.8	-	68.7	-	-	67.8
08/11/19 5:00	-	70.7	-	72.4	-	-	70.7
08/11/19 6:00	14	77.6	76.7	78.1	-	-	77.6
	150	**71.4**	**70.1**	**68.4**	**67.7**	**73.5**	**73.3**

Location: NDB-Hamm NMT # 4

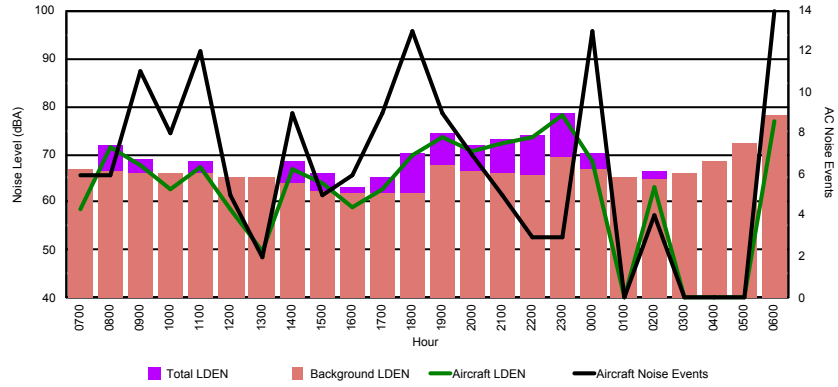

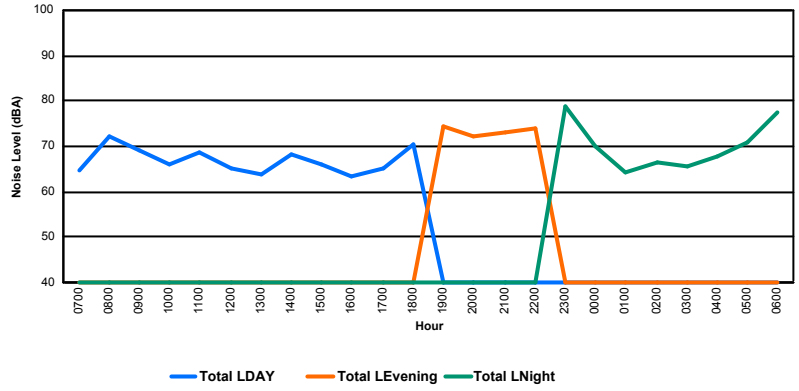

LE GOUVERNEMENT
DU GRAND-DUCHÉ DE LUXEMBOURG
Administration de la navigation aérienne

Luxembourg Airport

Noise Distribution by Hour

Between 08/11/2019 00:00:00 and 08/11/2019 23:59:59 (Local Time)

Day	Aircraft Events	Total LDEN dB (A)	Aircraft LDEN dB(A)	Background LDEN dB(A)	Total LDay dB(A)	Total LEvening dB(A)	Total LNight dB (A)
08/11/19 7:00	2	57.3	56.6	49.4	57.3	-	-
08/11/19 8:00	4	53.0	50.7	49.3	53.0	-	-
08/11/19 9:00	11	57.0	55.6	51.8	57.0	-	-
08/11/19 10:00	11	60.9	60.1	53.8	60.9	-	-
08/11/19 11:00	8	61.4	60.4	55.1	61.4	-	-
08/11/19 12:00	2	55.6	49.1	54.4	55.6	-	-
08/11/19 13:00	5	52.8	50.1	49.7	52.8	-	-
08/11/19 14:00	4	57.4	56.8	48.8	57.4	-	-
08/11/19 15:00	12	58.6	57.8	51.4	58.6	-	-
08/11/19 16:00	7	57.1	55.8	51.7	57.1	-	-
08/11/19 17:00	12	59.0	58.4	50.7	59.0	-	-
08/11/19 18:00	8	56.1	55.2	49.2	56.1	-	-
08/11/19 19:00	5	58.8	57.7	52.6	-	58.8	-
08/11/19 20:00	5	62.2	61.7	52.5	-	62.2	-
08/11/19 21:00	6	59.7	58.2	54.9	-	59.7	-
08/11/19 22:00	14	64.6	64.0	56.8	-	64.6	-
08/11/19 23:00	-	51.2	-	51.2	-	-	51.2
09/11/19 0:00	-	50.0	-	50.0	-	-	50.0
09/11/19 1:00	1	65.7	65.5	51.0	-	-	65.7
09/11/19 2:00	-	47.1	-	47.1	-	-	47.1
09/11/19 3:00	-	46.5	-	46.5	-	-	46.5
09/11/19 4:00	-	56.9	-	56.9	-	-	56.9
09/11/19 5:00	1	64.4	64.1	51.0	-	-	64.4
09/11/19 6:00	1	67.4	67.1	54.4	-	-	67.4
	119	**60.4**	**59.7**	**52.5**	**57.9**	**61.9**	**62.0**

Location: Roodt/Syr NMT # 1

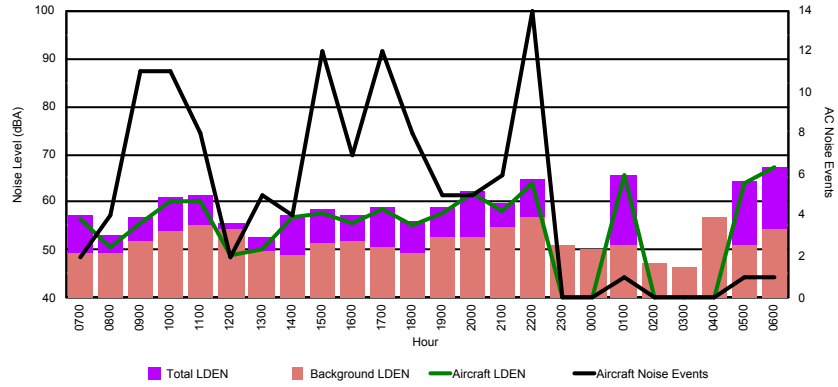

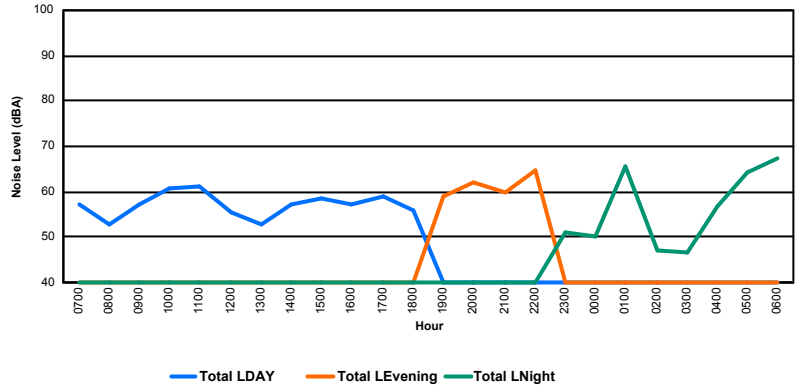

LE GOUVERNEMENT
DU GRAND-DUCHÉ DE LUXEMBOURG
Administration de la navigation aérienne

Luxembourg Airport

Noise Distribution by Hour

Between 08/11/2019 00:00:00 and 08/11/2019 23:59:59 (Local Time)

Day	Aircraft Events	Total LDEN dB (A)	Aircraft LDEN dB(A)	Background LDEN dB(A)	Total LDay dB(A)	Total LEvening dB(A)	Total LNight dB (A)
08/11/19 7:00	2	70.7	70.7	54.4	70.7	-	-
08/11/19 8:00	3	61.9	61.5	51.9	61.9	-	-
08/11/19 9:00	11	68.5	68.4	53.7	68.5	-	-
08/11/19 10:00	11	72.6	72.5	53.3	72.6	-	-
08/11/19 11:00	8	72.5	72.4	53.4	72.5	-	-
08/11/19 12:00	2	61.9	61.6	50.0	61.9	-	-
08/11/19 13:00	5	63.2	63.0	51.1	63.2	-	-
08/11/19 14:00	4	70.7	70.7	51.4	70.7	-	-
08/11/19 15:00	12	70.2	70.1	53.4	70.2	-	-
08/11/19 16:00	9	68.6	68.5	52.6	68.6	-	-
08/11/19 17:00	13	70.6	70.5	53.7	70.6	-	-
08/11/19 18:00	8	68.5	68.4	54.3	68.5	-	-
08/11/19 19:00	6	70.7	70.4	59.8	-	70.7	-
08/11/19 20:00	5	73.2	73.0	57.9	-	73.2	-
08/11/19 21:00	6	70.9	70.6	58.3	-	70.9	-
08/11/19 22:00	24	76.8	76.7	61.0	-	76.8	-
08/11/19 23:00	-	57.5	-	57.5	-	-	57.5
09/11/19 0:00	-	57.5	-	57.5	-	-	57.5
09/11/19 1:00	1	78.4	78.3	59.6	-	-	78.4
09/11/19 2:00	-	55.2	-	55.2	-	-	55.2
09/11/19 3:00	-	55.1	-	55.1	-	-	55.1
09/11/19 4:00	-	56.4	-	56.4	-	-	56.4
09/11/19 5:00	1	77.6	77.5	59.2	-	-	77.6
09/11/19 6:00	2	80.7	80.6	62.0	-	-	80.7
	133	**72.7**	**72.6**	**56.8**	**69.5**	**73.7**	**74.9**

Location: DVOR NMT # 2

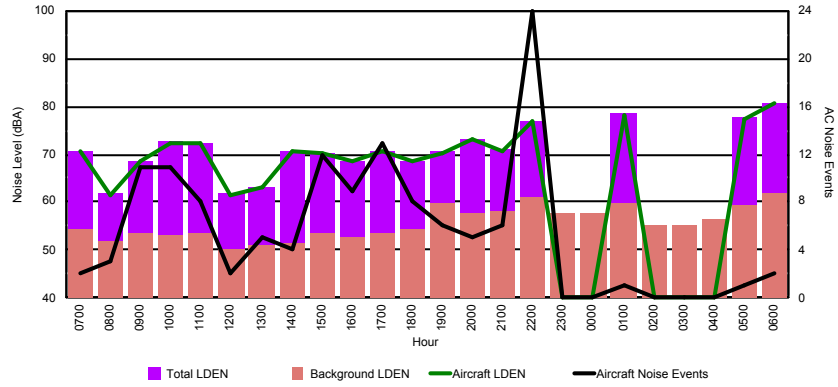

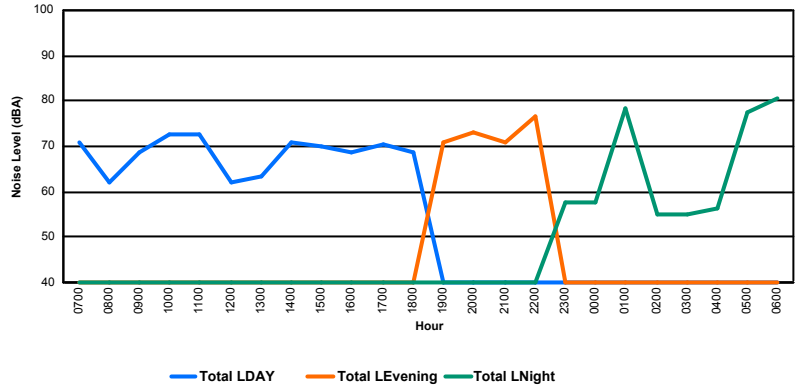

LE GOUVERNEMENT
DU GRAND-DUCHÉ DE LUXEMBOURG
Administration de la navigation aérienne

Luxembourg Airport

Noise Distribution by Hour

Between 08/11/2019 00:00:00 and 08/11/2019 23:59:59 (Local Time)

Day	Aircraft Events	Total LDEN dB (A)	Aircraft LDEN dB(A)	Background LDEN dB(A)	Total LDay dB(A)	Total LEvening dB(A)	Total LNight dB (A)
08/11/19 7:00	11	71.4	71.2	58.2	71.4	-	-
08/11/19 8:00	14	63.4	63.0	54.2	63.4	-	-
08/11/19 9:00	15	71.9	71.4	62.4	71.9	-	-
08/11/19 10:00	14	72.0	70.7	66.6	72.0	-	-
08/11/19 11:00	13	77.5	77.5	63.8	77.5	-	-
08/11/19 12:00	5	68.6	66.2	61.4	68.6	-	-
08/11/19 13:00	8	66.3	65.5	59.0	66.3	-	-
08/11/19 14:00	9	73.1	69.3	70.8	73.1	-	-
08/11/19 15:00	20	77.3	77.1	65.4	77.3	-	-
08/11/19 16:00	14	68.1	67.6	58.3	68.1	-	-
08/11/19 17:00	19	72.0	71.4	63.8	72.0	-	-
08/11/19 18:00	25	71.3	69.9	66.2	71.3	-	-
08/11/19 19:00	13	76.3	75.0	70.4	-	76.3	-
08/11/19 20:00	10	76.6	74.9	71.9	-	76.6	-
08/11/19 21:00	4	76.5	74.6	72.0	-	76.5	-
08/11/19 22:00	19	77.7	77.4	66.3	-	77.7	-
08/11/19 23:00	-	59.1	-	59.1	-	-	59.1
09/11/19 0:00	-	58.8	-	58.8	-	-	58.8
09/11/19 1:00	1	69.0	65.1	67.0	-	-	69.0
09/11/19 2:00	-	59.0	-	59.0	-	-	59.0
09/11/19 3:00	-	58.5	-	58.5	-	-	58.5
09/11/19 4:00	-	59.2	-	59.2	-	-	59.2
09/11/19 5:00	1	70.4	69.4	63.4	-	-	70.4
09/11/19 6:00	7	79.0	78.5	70.5	-	-	79.0
	222	**73.4**	**72.5**	**66.3**	**72.7**	**76.8**	**71.1**

Location: Mid Runway NMT # 3

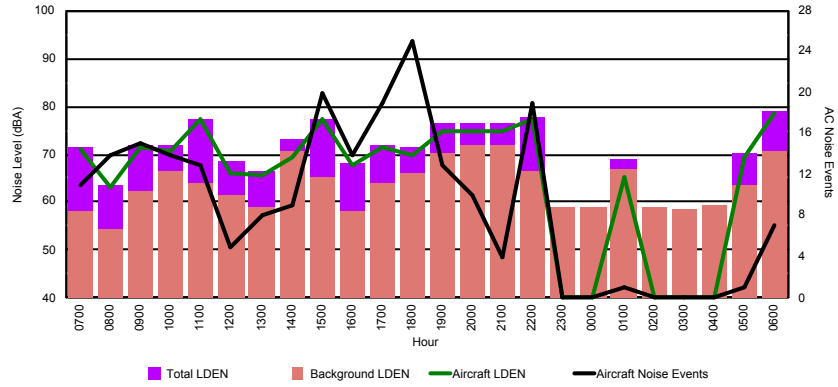

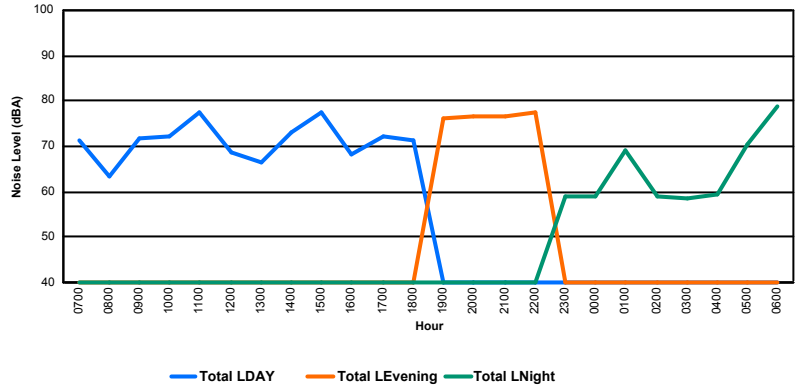

LE GOUVERNEMENT
DU GRAND-DUCHÉ DE LUXEMBOURG
Administration de la navigation aérienne

Luxembourg Airport

Noise Distribution by Hour

Between 08/11/2019 00:00:00 and 08/11/2019 23:59:59 (Local Time)

Day	Aircraft Events	Total LDEN dB (A)	Aircraft LDEN dB(A)	Background LDEN dB(A)	Total LDay dB(A)	Total LEvening dB(A)	Total LNight dB (A)
08/11/19 7:00	8	69.6	68.7	66.8	69.6	-	-
08/11/19 8:00	10	66.1	60.9	68.2	66.1	-	-
08/11/19 9:00	7	69.5	68.4	63.8	69.5	-	-
08/11/19 10:00	9	66.1	64.1	62.2	66.1	-	-
08/11/19 11:00	10	67.9	66.6	62.5	67.9	-	-
08/11/19 12:00	10	64.2	60.4	62.1	64.2	-	-
08/11/19 13:00	7	65.9	63.3	62.9	65.9	-	-
08/11/19 14:00	11	71.2	70.6	63.3	71.2	-	-
08/11/19 15:00	13	67.0	65.2	63.1	67.0	-	-
08/11/19 16:00	6	67.6	66.3	62.3	67.6	-	-
08/11/19 17:00	7	68.9	68.0	61.7	68.9	-	-
08/11/19 18:00	16	68.4	67.5	61.5	68.4	-	-
08/11/19 19:00	9	69.8	68.0	65.4	-	69.8	-
08/11/19 20:00	7	73.5	72.8	65.2	-	73.5	-
08/11/19 21:00	3	70.4	69.0	64.8	-	70.4	-
08/11/19 22:00	4	75.4	75.0	65.3	-	75.4	-
08/11/19 23:00	-	68.7	-	68.8	-	-	68.7
09/11/19 0:00	-	66.8	-	68.3	-	-	66.8
09/11/19 1:00	1	65.3	44.7	66.4	-	-	65.3
09/11/19 2:00	-	64.6	-	65.5	-	-	64.6
09/11/19 3:00	-	64.5	-	64.7	-	-	64.5
09/11/19 4:00	-	64.8	-	64.9	-	-	64.8
09/11/19 5:00	-	65.5	-	65.8	-	-	65.5
09/11/19 6:00	6	72.8	71.3	68.5	-	-	72.8
	144	**69.3**	**67.5**	**65.3**	**68.1**	**72.9**	**67.7**

Location: NDB-Hamm NMT # 4

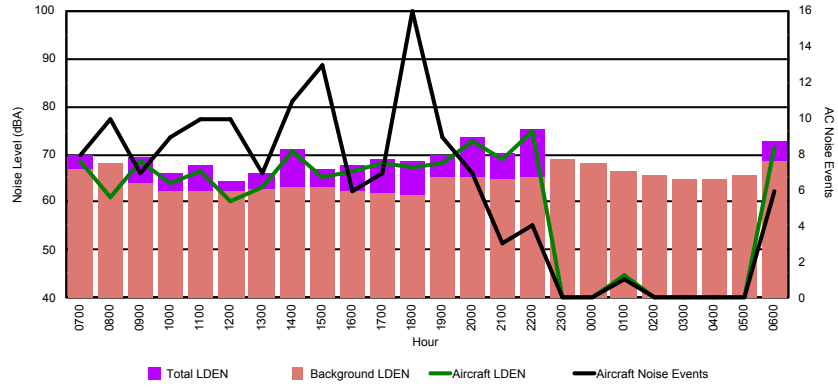

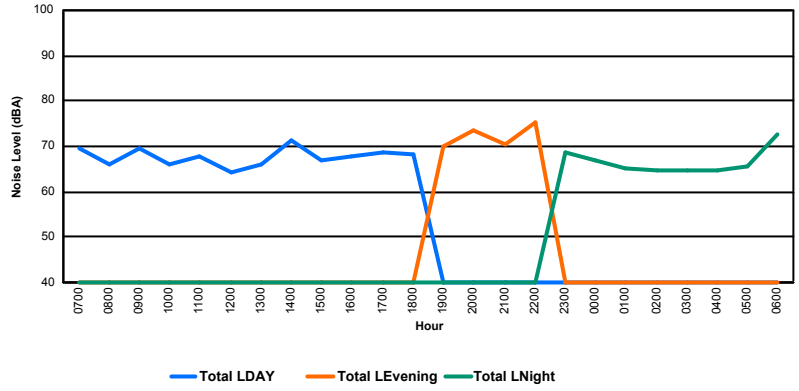

LE GOUVERNEMENT
DU GRAND-DUCHÉ DE LUXEMBOURG
Administration de la navigation aérienne

Luxembourg Airport

Noise Distribution by Hour

Between 09/11/2019 00:00:00 and 09/11/2019 23:59:59 (Local Time)

Day	Aircraft Events	Total LDEN dB (A)	Aircraft LDEN dB(A)	Background LDEN dB(A)	Total LDay dB(A)	Total LEvening dB(A)	Total LNight dB (A)
09/11/19 7:00	3	55.9	55.7	43.8	55.9	-	-
09/11/19 8:00	2	56.1	55.7	44.7	56.1	-	-
09/11/19 9:00	5	55.4	52.6	52.5	55.4	-	-
09/11/19 10:00	11	61.4	60.5	54.3	61.4	-	-
09/11/19 11:00	1	46.6	39.4	45.7	46.6	-	-
09/11/19 12:00	8	60.6	60.1	51.4	60.6	-	-
09/11/19 13:00	5	56.5	55.9	48.4	56.5	-	-
09/11/19 14:00	6	57.3	56.0	51.5	57.3	-	-
09/11/19 15:00	7	61.7	61.2	52.1	61.7	-	-
09/11/19 16:00	2	52.6	50.7	48.2	52.6	-	-
09/11/19 17:00	2	51.2	49.5	46.5	51.2	-	-
09/11/19 18:00	6	60.6	60.3	49.1	60.6	-	-
09/11/19 19:00	3	62.8	62.3	53.2	-	62.8	-
09/11/19 20:00	2	62.2	61.8	51.3	-	62.2	-
09/11/19 21:00	4	58.4	57.3	52.2	-	58.4	-
09/11/19 22:00	5	59.3	58.5	51.8	-	59.3	-
09/11/19 23:00	-	52.2	-	52.2	-	-	52.2
10/11/19 0:00	-	49.9	-	49.9	-	-	49.9
10/11/19 1:00	1	65.9	65.8	47.8	-	-	65.9
10/11/19 2:00	-	46.5	-	46.5	-	-	46.5
10/11/19 3:00	1	65.4	65.2	49.2	-	-	65.4
10/11/19 4:00	-	47.0	-	47.0	-	-	47.0
10/11/19 5:00	-	49.1	-	49.1	-	-	49.1
10/11/19 6:00	-	48.9	-	48.9	-	-	48.9
	74	**59.3**	**58.8**	**50.3**	**58.0**	**61.1**	**59.9**

Location: Roodt/Syr NMT # 1

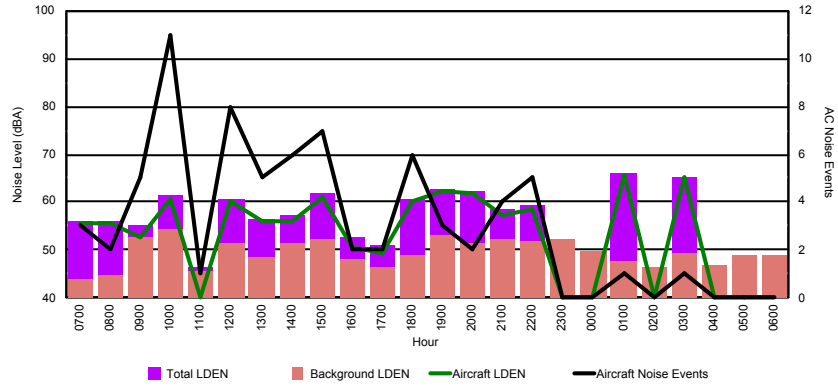

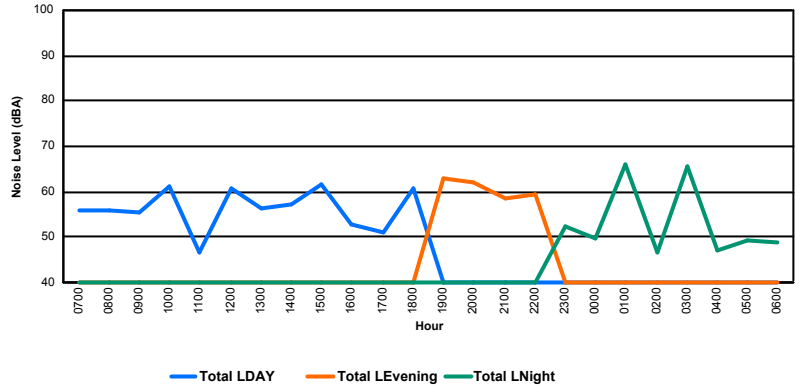

LE GOUVERNEMENT
DU GRAND-DUCHÉ DE LUXEMBOURG
Administration de la navigation aérienne

Luxembourg Airport

Noise Distribution by Hour

Between 09/11/2019 00:00:00 and 09/11/2019 23:59:59 (Local Time)

Day	Aircraft Events	Total LDEN dB (A)	Aircraft LDEN dB(A)	Background LDEN dB(A)	Total LDay dB(A)	Total LEvening dB(A)	Total LNight dB (A)
09/11/19 7:00	3	69.6	69.4	54.9	69.6	-	-
09/11/19 8:00	3	67.6	67.5	52.2	67.6	-	-
09/11/19 9:00	5	66.3	66.1	53.7	66.3	-	-
09/11/19 10:00	12	75.4	75.4	54.7	75.4	-	-
09/11/19 11:00	3	58.9	57.2	54.1	58.9	-	-
09/11/19 12:00	8	73.9	73.8	55.1	73.9	-	-
09/11/19 13:00	6	72.7	72.6	55.8	72.7	-	-
09/11/19 14:00	8	71.5	71.4	54.5	71.5	-	-
09/11/19 15:00	7	74.1	74.1	55.4	74.1	-	-
09/11/19 16:00	2	64.9	64.5	54.4	64.9	-	-
09/11/19 17:00	2	64.1	63.6	55.1	64.1	-	-
09/11/19 18:00	8	72.5	72.4	56.2	72.5	-	-
09/11/19 19:00	5	75.2	74.9	63.4	-	75.2	-
09/11/19 20:00	2	76.2	76.0	60.9	-	76.2	-
09/11/19 21:00	6	71.2	70.7	61.4	-	71.2	-
09/11/19 22:00	6	70.3	70.1	57.4	-	70.3	-
09/11/19 23:00	-	58.5	-	58.5	-	-	58.5
10/11/19 0:00	1	72.9	72.8	56.3	-	-	72.9
10/11/19 1:00	2	78.6	78.5	53.9	-	-	78.6
10/11/19 2:00	-	51.6	-	51.6	-	-	51.6
10/11/19 3:00	2	76.6	76.7	51.6	-	-	76.6
10/11/19 4:00	-	52.5	-	52.5	-	-	52.5
10/11/19 5:00	-	51.4	-	51.4	-	-	51.4
10/11/19 6:00	-	54.4	-	54.4	-	-	54.4
	91	**72.2**	**72.1**	**56.7**	**71.3**	**73.9**	**72.4**

Location: DVOR NMT # 2

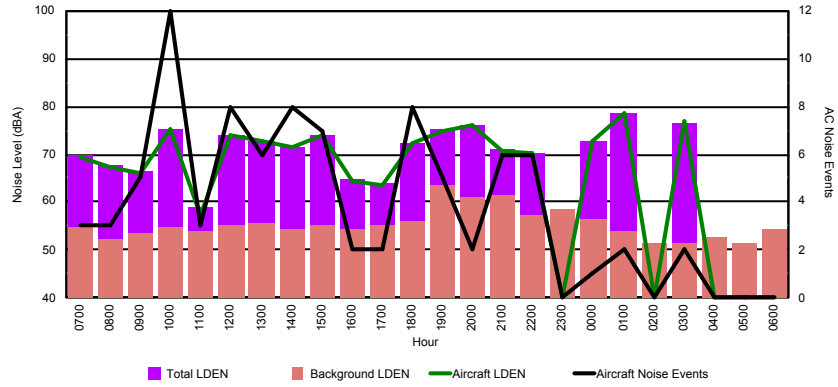

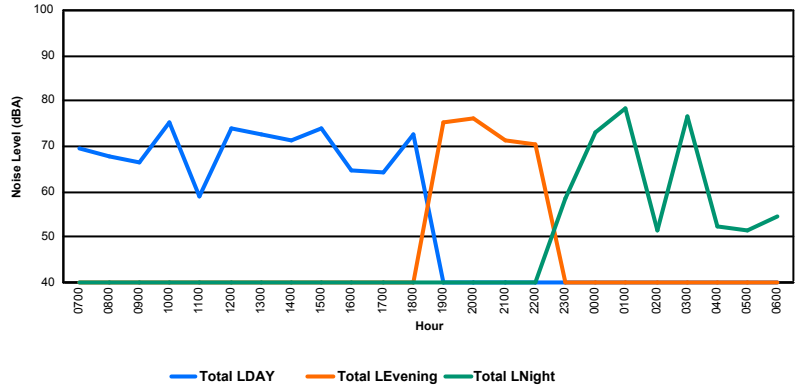

LE GOUVERNEMENT
DU GRAND-DUCHÉ DE LUXEMBOURG
Administration de la navigation aérienne

Luxembourg Airport

Noise Distribution by Hour

Between 09/11/2019 00:00:00 and 09/11/2019 23:59:59 (Local Time)

Day	Aircraft Events	Total LDEN dB (A)	Aircraft LDEN dB(A)	Background LDEN dB(A)	Total LDay dB(A)	Total LEvening dB(A)	Total LNight dB (A)
09/11/19 7:00	11	71.7	71.6	58.1	71.7	-	-
09/11/19 8:00	-	76.0	-	76.0	76.0	-	-
09/11/19 9:00	4	68.5	67.9	57.7	68.5	-	-
09/11/19 10:00	6	71.2	66.6	69.4	71.2	-	-
09/11/19 11:00	11	71.8	70.9	64.2	71.8	-	-
09/11/19 12:00	5	67.7	63.2	65.8	67.7	-	-
09/11/19 13:00	11	73.5	72.8	65.1	73.5	-	-
09/11/19 14:00	6	68.6	65.3	65.9	68.6	-	-
09/11/19 15:00	4	70.2	69.4	62.8	70.2	-	-
09/11/19 16:00	8	69.3	67.8	64.0	69.3	-	-
09/11/19 17:00	5	69.3	68.3	62.3	69.3	-	-
09/11/19 18:00	7	68.8	68.1	60.4	68.8	-	-
09/11/19 19:00	6	77.2	77.2	59.4	-	77.2	-
09/11/19 20:00	4	72.2	71.9	60.8	-	72.2	-
09/11/19 21:00	6	75.1	74.1	68.3	-	75.1	-
09/11/19 22:00	12	74.9	74.7	60.3	-	74.9	-
09/11/19 23:00	-	61.5	-	61.5	-	-	61.5
10/11/19 0:00	1	72.0	71.7	59.2	-	-	72.0
10/11/19 1:00	1	85.2	85.2	62.8	-	-	85.2
10/11/19 2:00	-	60.1	-	60.2	-	-	60.1
10/11/19 3:00	1	85.1	85.0	60.3	-	-	85.1
10/11/19 4:00	-	63.2	-	63.3	-	-	63.2
10/11/19 5:00	-	62.3	-	62.3	-	-	62.3
10/11/19 6:00	6	78.4	77.9	69.4	-	-	78.4
	115	**76.4**	**75.9**	**66.2**	**71.3**	**75.2**	**79.7**

Location: Mid Runway NMT # 3

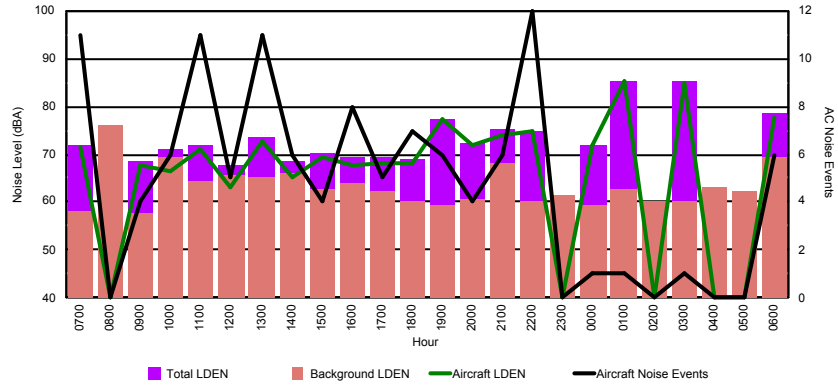

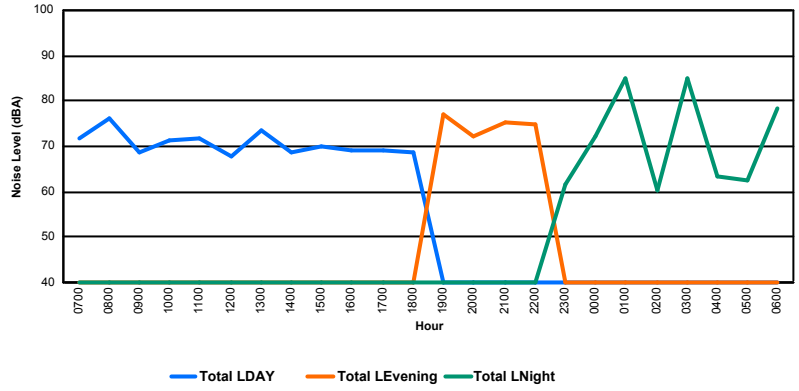

LE GOUVERNEMENT
DU GRAND-DUCHÉ DE LUXEMBOURG
Administration de la navigation aérienne

Luxembourg Airport

Noise Distribution by Hour

Between 09/11/2019 00:00:00 and 09/11/2019 23:59:59 (Local Time)

Day	Aircraft Events	Total LDEN dB (A)	Aircraft LDEN dB(A)	Background LDEN dB(A)	Total LDay dB(A)	Total LEvening dB(A)	Total LNight dB (A)
09/11/19 7:00	10	67.1	66.5	60.5	67.1	-	-
09/11/19 8:00	2	62.0	59.7	59.2	62.0	-	-
09/11/19 9:00	4	68.5	68.1	58.1	68.5	-	-
09/11/19 10:00	5	66.4	65.7	58.1	66.4	-	-
09/11/19 11:00	10	69.3	69.0	57.6	69.3	-	-
09/11/19 12:00	3	59.2	55.6	56.9	59.2	-	-
09/11/19 13:00	11	69.3	69.1	57.8	69.3	-	-
09/11/19 14:00	4	65.2	64.5	56.5	65.2	-	-
09/11/19 15:00	2	69.2	69.0	55.3	69.2	-	-
09/11/19 16:00	7	64.6	64.1	55.4	64.6	-	-
09/11/19 17:00	3	60.7	59.3	55.1	60.7	-	-
09/11/19 18:00	4	71.0	70.8	58.1	71.0	-	-
09/11/19 19:00	4	73.8	73.0	66.5	-	73.8	-
09/11/19 20:00	1	72.7	71.8	65.3	-	72.7	-
09/11/19 21:00	3	71.8	70.8	65.0	-	71.8	-
09/11/19 22:00	5	73.2	72.4	66.1	-	73.2	-
09/11/19 23:00	1	71.7	66.8	70.1	-	-	71.7
10/11/19 0:00	-	69.2	-	70.9	-	-	69.2
10/11/19 1:00	1	66.4	52.8	67.6	-	-	66.4
10/11/19 2:00	-	63.6	-	64.4	-	-	63.6
10/11/19 3:00	-	64.1	-	64.3	-	-	64.1
10/11/19 4:00	-	64.9	-	65.1	-	-	64.9
10/11/19 5:00	-	66.6	-	67.0	-	-	66.6
10/11/19 6:00	5	77.0	76.6	67.5	-	-	77.0
	85	**69.9**	**68.6**	**64.6**	**67.3**	**72.9**	**70.5**

Location: NDB-Hamm NMT # 4

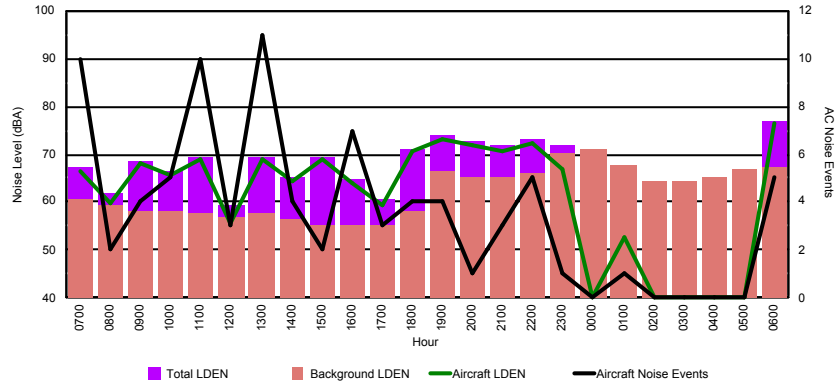

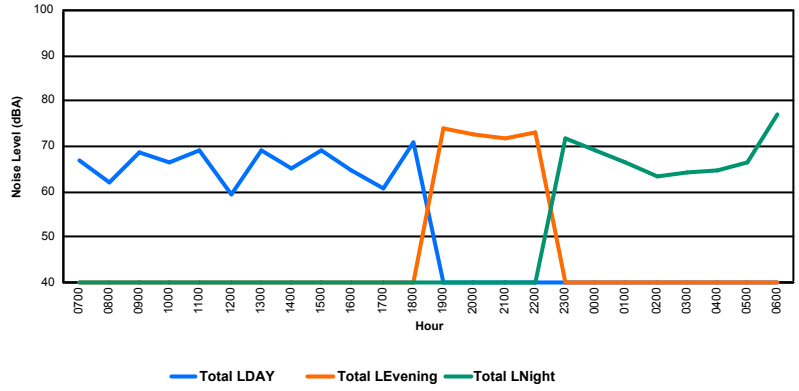

LE GOUVERNEMENT
DU GRAND-DUCHÉ DE LUXEMBOURG
Administration de la navigation aérienne

Luxembourg Airport

Noise Distribution by Hour

Between 10/11/2019 00:00:00 and 10/11/2019 23:59:59 (Local Time)

Day	Aircraft Events	Total LDEN dB (A)	Aircraft LDEN dB(A)	Background LDEN dB(A)	Total LDay dB(A)	Total LEvening dB(A)	Total LNight dB (A)
10/11/19 7:00	2	53.3	53.0	42.5	53.3	-	-
10/11/19 8:00	2	58.5	58.4	42.1	58.5	-	-
10/11/19 9:00	1	54.7	54.4	42.6	54.7	-	-
10/11/19 10:00	4	55.7	54.9	48.3	55.7	-	-
10/11/19 11:00	2	54.2	53.3	47.0	54.2	-	-
10/11/19 12:00	6	58.9	58.6	48.2	58.9	-	-
10/11/19 13:00	5	57.9	57.5	46.8	57.9	-	-
10/11/19 14:00	4	58.6	54.7	56.5	58.6	-	-
10/11/19 15:00	6	57.7	56.9	50.5	57.7	-	-
10/11/19 16:00	7	59.7	59.2	50.8	59.7	-	-
10/11/19 17:00	9	56.7	56.0	48.4	56.7	-	-
10/11/19 18:00	5	58.7	58.3	48.1	58.7	-	-
10/11/19 19:00	7	59.7	58.4	53.9	-	59.7	-
10/11/19 20:00	6	60.3	59.7	51.4	-	60.3	-
10/11/19 21:00	3	62.4	62.2	50.6	-	62.4	-
10/11/19 22:00	10	62.8	62.4	52.9	-	62.8	-
10/11/19 23:00	7	67.3	67.0	55.6	-	-	67.3
11/11/19 0:00	-	45.8	-	45.8	-	-	45.8
11/11/19 1:00	-	43.5	-	43.5	-	-	43.5
11/11/19 2:00	1	63.9	63.8	45.7	-	-	63.9
11/11/19 3:00	-	44.9	-	44.9	-	-	44.9
11/11/19 4:00	-	49.0	-	49.0	-	-	49.0
11/11/19 5:00	-	56.6	-	56.7	-	-	56.6
11/11/19 6:00	1	64.8	63.9	57.1	-	-	64.8
	88	**60.0**	**59.3**	**51.4**	**57.5**	**61.5**	**61.6**

Location: Roodt/Syr NMT # 1

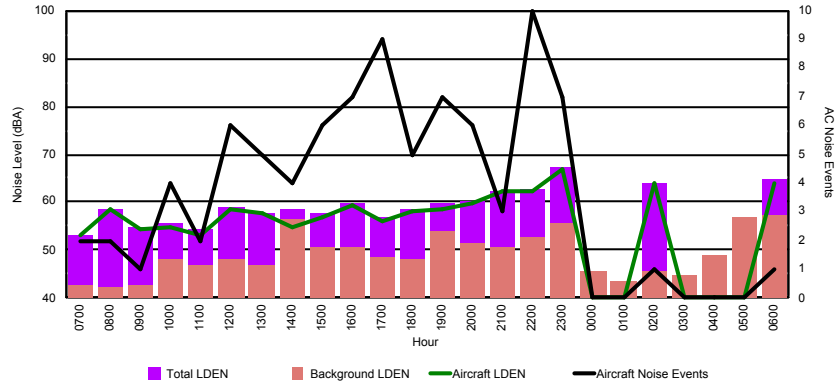

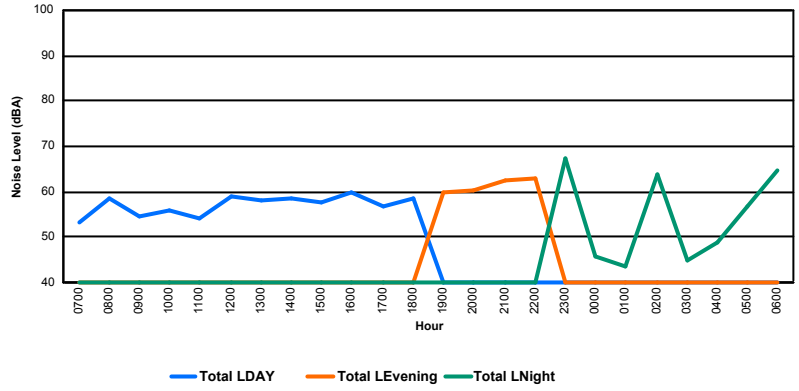

LE GOUVERNEMENT
DU GRAND-DUCHÉ DE LUXEMBOURG
Administration de la navigation aérienne

Luxembourg Airport

Noise Distribution by Hour

Between 10/11/2019 00:00:00 and 10/11/2019 23:59:59 (Local Time)

Day	Aircraft Events	Total LDEN dB (A)	Aircraft LDEN dB(A)	Background LDEN dB(A)	Total LDay dB(A)	Total LEvening dB(A)	Total LNight dB (A)
10/11/19 7:00	2	65.8	65.7	44.1	65.8	-	-
10/11/19 8:00	2	70.1	70.0	46.3	70.1	-	-
10/11/19 9:00	1	65.6	65.5	46.6	65.6	-	-
10/11/19 10:00	3	66.3	66.2	47.7	66.3	-	-
10/11/19 11:00	1	67.4	67.3	48.2	67.4	-	-
10/11/19 12:00	6	72.0	72.0	50.3	72.0	-	-
10/11/19 13:00	4	71.9	71.9	51.1	71.9	-	-
10/11/19 14:00	4	67.7	67.6	50.6	67.7	-	-
10/11/19 15:00	6	69.8	69.7	52.1	69.8	-	-
10/11/19 16:00	7	71.4	71.3	51.9	71.4	-	-
10/11/19 17:00	9	69.0	68.9	51.2	69.0	-	-
10/11/19 18:00	6	72.3	72.2	49.8	72.3	-	-
10/11/19 19:00	6	72.0	72.0	53.8	-	72.0	-
10/11/19 20:00	7	73.6	73.5	54.6	-	73.6	-
10/11/19 21:00	3	76.0	76.0	53.7	-	76.0	-
10/11/19 22:00	10	77.1	77.1	56.1	-	77.1	-
10/11/19 23:00	7	79.1	79.1	57.1	-	-	79.1
11/11/19 0:00	-	53.4	-	53.4	-	-	53.4
11/11/19 1:00	-	53.7	-	53.7	-	-	53.7
11/11/19 2:00	1	75.1	75.0	54.9	-	-	75.1
11/11/19 3:00	-	54.4	-	54.4	-	-	54.4
11/11/19 4:00	-	56.4	-	56.4	-	-	56.4
11/11/19 5:00	-	60.7	-	60.7	-	-	60.7
11/11/19 6:00	1	77.6	77.3	65.7	-	-	77.6
	86	**72.4**	**72.3**	**55.8**	**69.7**	**75.1**	**73.4**

Location: DVOR NMT # 2

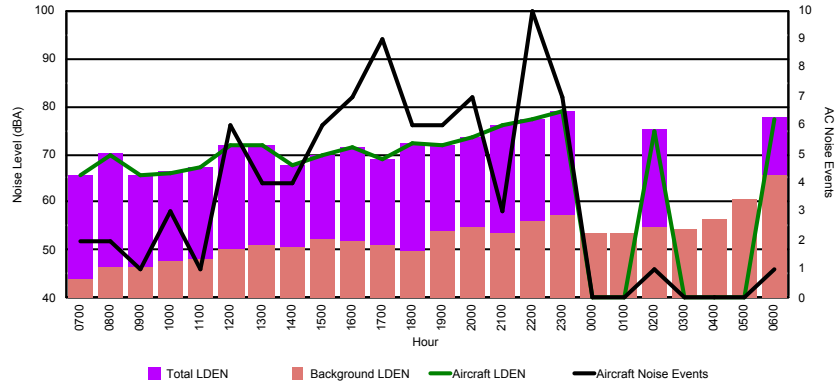

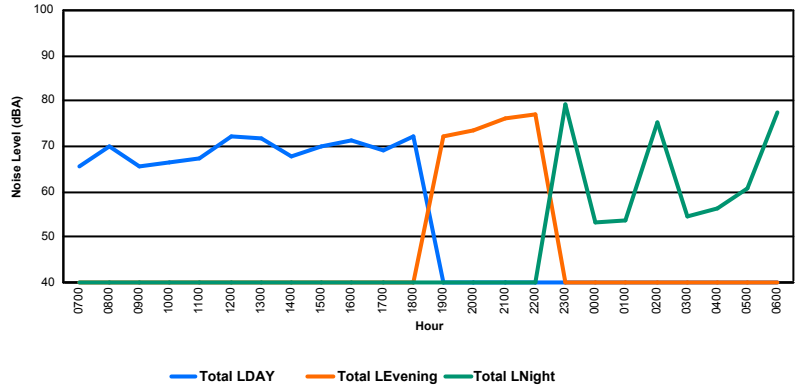

LE GOUVERNEMENT
DU GRAND-DUCHÉ DE LUXEMBOURG
Administration de la navigation aérienne

Luxembourg Airport

Noise Distribution by Hour

Between 10/11/2019 00:00:00 and 10/11/2019 23:59:59 (Local Time)

Day	Aircraft Events	Total LDEN dB (A)	Aircraft LDEN dB(A)	Background LDEN dB(A)	Total LDay dB(A)	Total LEvening dB(A)	Total LNight dB (A)
10/11/19 7:00	5	62.4	61.4	55.8	62.4	-	-
10/11/19 8:00	3	74.0	73.9	54.8	74.0	-	-
10/11/19 9:00	4	65.5	65.0	55.8	65.5	-	-
10/11/19 10:00	3	73.6	69.6	71.3	73.6	-	-
10/11/19 11:00	3	66.8	65.6	61.0	66.8	-	-
10/11/19 12:00	6	77.8	77.7	62.2	77.8	-	-
10/11/19 13:00	4	77.7	62.9	77.6	77.7	-	-
10/11/19 14:00	9	72.6	71.8	64.8	72.6	-	-
10/11/19 15:00	8	77.7	70.1	76.8	77.7	-	-
10/11/19 16:00	3	75.5	61.4	75.4	75.5	-	-
10/11/19 17:00	11	77.0	76.2	68.9	77.0	-	-
10/11/19 18:00	15	75.9	75.3	67.0	75.9	-	-
10/11/19 19:00	7	73.5	72.3	67.7	-	73.5	-
10/11/19 20:00	10	77.5	75.8	72.5	-	77.5	-
10/11/19 21:00	10	83.3	82.9	72.5	-	83.3	-
10/11/19 22:00	5	75.9	71.3	74.0	-	75.9	-
10/11/19 23:00	3	85.4	71.7	85.2	-	-	85.4
11/11/19 0:00	-	60.7	-	60.7	-	-	60.7
11/11/19 1:00	-	60.9	-	61.0	-	-	60.9
11/11/19 2:00	1	66.3	64.9	60.8	-	-	66.3
11/11/19 3:00	-	60.1	-	60.1	-	-	60.1
11/11/19 4:00	-	60.4	-	60.4	-	-	60.4
11/11/19 5:00	-	59.8	-	59.8	-	-	59.8
11/11/19 6:00	8	81.7	77.5	79.7	-	-	81.7
	118	**77.0**	**73.5**	**74.5**	**75.0**	**79.2**	**78.0**

Location: Mid Runway NMT # 3

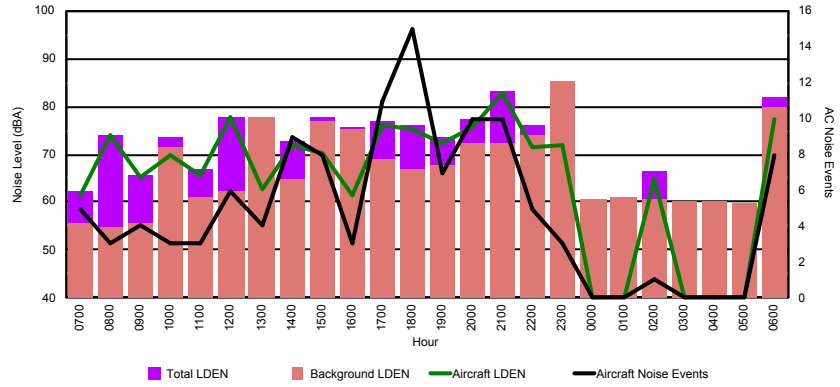

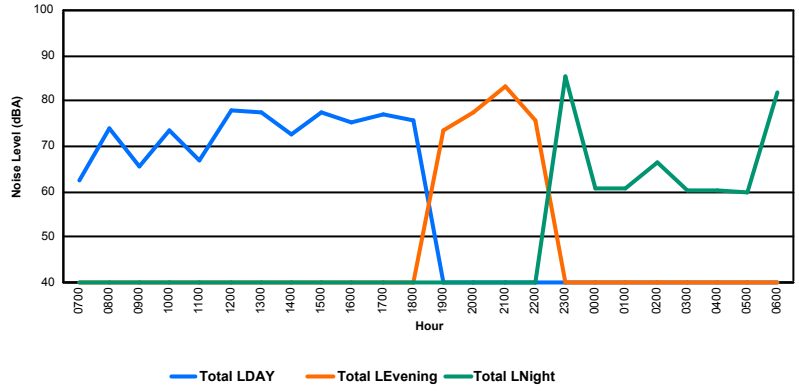

LE GOUVERNEMENT
DU GRAND-DUCHÉ DE LUXEMBOURG
Administration de la navigation aérienne

Luxembourg Airport

Noise Distribution by Hour

Between 10/11/2019 00:00:00 and 10/11/2019 23:59:59 (Local Time)

Day	Aircraft Events	Total LDEN dB (A)	Aircraft LDEN dB(A)	Background LDEN dB(A)	Total LDay dB(A)	Total LEvening dB(A)	Total LNight dB (A)
10/11/19 7:00	4	58.3	53.7	57.2	58.3	-	-
10/11/19 8:00	2	58.8	49.8	59.1	58.8	-	-
10/11/19 9:00	3	63.8	62.1	59.1	63.8	-	-
10/11/19 10:00	3	71.5	71.3	59.6	71.5	-	-
10/11/19 11:00	3	65.9	64.8	59.6	65.9	-	-
10/11/19 12:00	4	67.9	67.3	59.2	67.9	-	-
10/11/19 13:00	4	60.5	55.9	58.8	60.5	-	-
10/11/19 14:00	7	67.7	66.9	60.1	67.7	-	-
10/11/19 15:00	8	70.6	70.1	60.5	70.6	-	-
10/11/19 16:00	2	61.6	54.8	60.7	61.6	-	-
10/11/19 17:00	8	71.7	71.4	60.8	71.7	-	-
10/11/19 18:00	11	64.4	62.5	60.2	64.4	-	-
10/11/19 19:00	5	69.6	68.3	64.1	-	69.6	-
10/11/19 20:00	10	74.4	74.0	63.4	-	74.4	-
10/11/19 21:00	8	75.9	75.7	63.3	-	75.9	-
10/11/19 22:00	3	70.0	69.0	62.9	-	70.0	-
10/11/19 23:00	-	65.4	-	65.4	-	-	65.4
11/11/19 0:00	-	63.6	-	64.4	-	-	63.6
11/11/19 1:00	-	61.6	-	62.0	-	-	61.6
11/11/19 2:00	-	61.9	-	62.3	-	-	61.9
11/11/19 3:00	-	62.2	-	62.3	-	-	62.2
11/11/19 4:00	-	64.6	-	64.8	-	-	64.6
11/11/19 5:00	-	69.3	-	70.8	-	-	69.3
11/11/19 6:00	9	75.1	73.2	74.8	-	-	75.1
	94	**69.3**	**68.0**	**65.0**	**67.4**	**73.3**	**68.3**

Location: NDB-Hamm NMT # 4

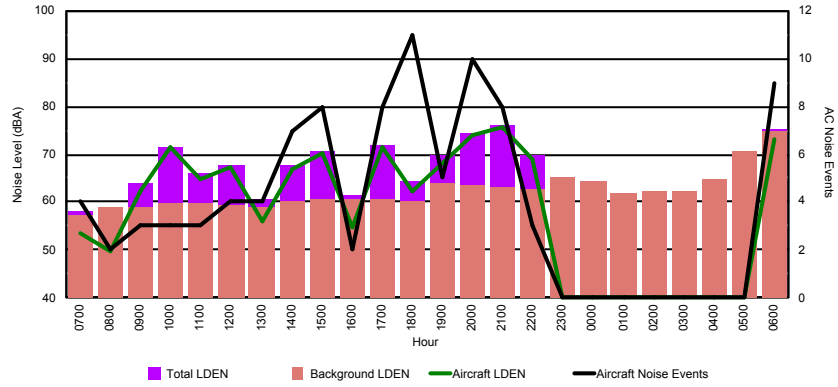

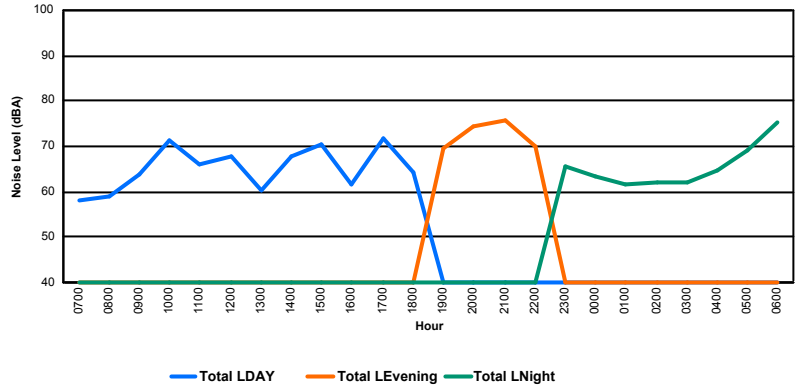

LE GOUVERNEMENT
DU GRAND-DUCHÉ DE LUXEMBOURG
Administration de la navigation aérienne

Luxembourg Airport

Noise Distribution by Hour

Between 11/11/2019 00:00:00 and 11/11/2019 23:59:59 (Local Time)

Day	Aircraft Events	Total LDEN dB (A)	Aircraft LDEN dB(A)	Background LDEN dB(A)	Total LDay dB(A)	Total LEvening dB(A)	Total LNight dB (A)
11/11/19 7:00	3	51.2	49.7	46.0	51.2	-	-
11/11/19 8:00	4	53.3	51.5	48.6	53.3	-	-
11/11/19 9:00	5	57.3	56.7	48.2	57.3	-	-
11/11/19 10:00	8	58.4	57.8	49.7	58.4	-	-
11/11/19 11:00	7	56.8	55.9	50.1	56.8	-	-
11/11/19 12:00	9	62.8	62.5	51.6	62.8	-	-
11/11/19 13:00	8	63.3	63.0	52.7	63.3	-	-
11/11/19 14:00	5	56.1	54.3	51.5	56.1	-	-
11/11/19 15:00	9	58.4	57.3	52.2	58.4	-	-
11/11/19 16:00	8	58.0	57.1	51.2	58.0	-	-
11/11/19 17:00	12	61.6	61.0	52.6	61.6	-	-
11/11/19 18:00	7	57.7	56.6	51.3	57.7	-	-
11/11/19 19:00	4	61.9	61.4	53.0	-	61.9	-
11/11/19 20:00	6	62.1	61.5	53.4	-	62.1	-
11/11/19 21:00	4	61.3	60.7	52.4	-	61.3	-
11/11/19 22:00	11	61.6	60.6	55.2	-	61.6	-
11/11/19 23:00	-	50.7	-	50.7	-	-	50.7
12/11/19 0:00	1	67.9	67.8	53.0	-	-	67.9
12/11/19 1:00	-	53.6	-	53.7	-	-	53.6
12/11/19 2:00	-	56.8	-	56.9	-	-	56.8
12/11/19 3:00	-	55.7	-	55.7	-	-	55.7
12/11/19 4:00	-	59.8	-	59.8	-	-	59.8
12/11/19 5:00	-	60.7	-	60.8	-	-	60.7
12/11/19 6:00	1	67.6	66.8	59.9	-	-	67.6
	112	**61.1**	**60.1**	**54.6**	**59.1**	**61.7**	**62.8**

Location: Roodt/Syr NMT # 1

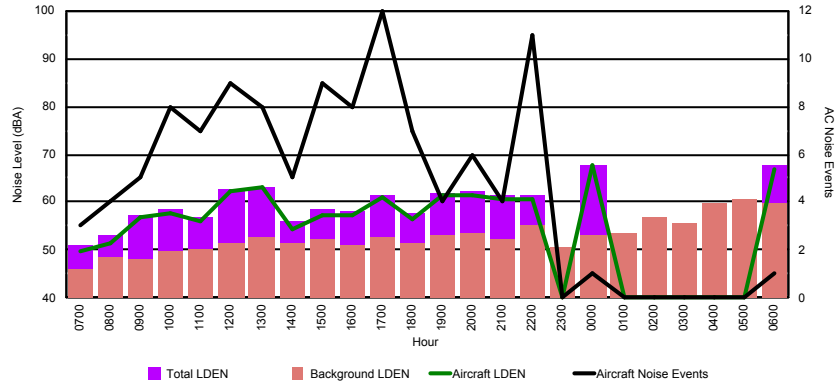

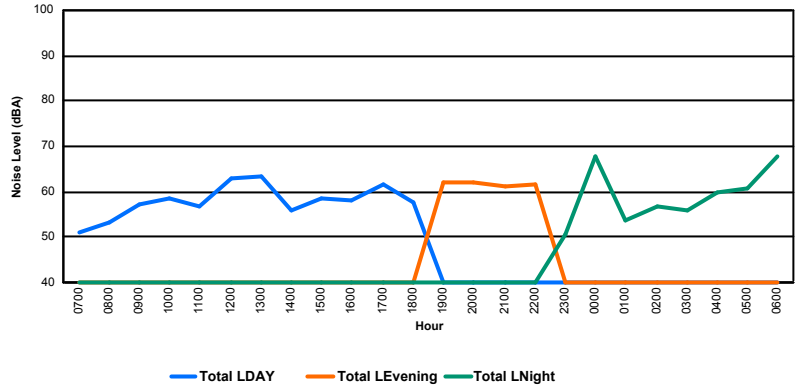

LE GOUVERNEMENT
DU GRAND-DUCHÉ DE LUXEMBOURG
Administration de la navigation aérienne

Luxembourg Airport

Noise Distribution by Hour

Between 11/11/2019 00:00:00 and 11/11/2019 23:59:59 (Local Time)

Day	Aircraft Events	Total LDEN dB (A)	Aircraft LDEN dB(A)	Background LDEN dB(A)	Total LDay dB(A)	Total LEvening dB(A)	Total LNight dB (A)
11/11/19 7:00	5	65.4	64.8	56.5	65.4	-	-
11/11/19 8:00	5	63.5	62.8	55.3	63.5	-	-
11/11/19 9:00	5	69.5	69.3	55.5	69.5	-	-
11/11/19 10:00	7	67.1	66.7	56.6	67.1	-	-
11/11/19 11:00	8	71.6	71.5	57.7	71.6	-	-
11/11/19 12:00	11	75.1	75.0	57.4	75.1	-	-
11/11/19 13:00	12	74.4	74.3	57.6	74.4	-	-
11/11/19 14:00	5	67.1	66.6	56.9	67.1	-	-
11/11/19 15:00	9	69.7	69.4	59.0	69.7	-	-
11/11/19 16:00	11	72.4	72.1	59.5	72.4	-	-
11/11/19 17:00	16	74.3	74.2	58.6	74.3	-	-
11/11/19 18:00	13	71.9	71.7	58.2	71.9	-	-
11/11/19 19:00	5	74.2	74.0	60.1	-	74.2	-
11/11/19 20:00	6	74.7	74.6	59.2	-	74.7	-
11/11/19 21:00	4	75.9	75.8	58.9	-	75.9	-
11/11/19 22:00	11	74.1	73.9	61.2	-	74.1	-
11/11/19 23:00	-	60.2	-	60.2	-	-	60.2
12/11/19 0:00	1	84.0	84.0	59.3	-	-	84.0
12/11/19 1:00	-	56.3	-	56.3	-	-	56.3
12/11/19 2:00	-	57.9	-	57.9	-	-	57.9
12/11/19 3:00	-	58.9	-	58.9	-	-	58.9
12/11/19 4:00	-	60.2	-	60.2	-	-	60.2
12/11/19 5:00	-	63.9	-	63.9	-	-	63.9
12/11/19 6:00	4	82.8	82.6	69.9	-	-	82.8
	138	**74.9**	**74.7**	**60.6**	**71.5**	**74.8**	**77.5**

Location: DVOR NMT # 2

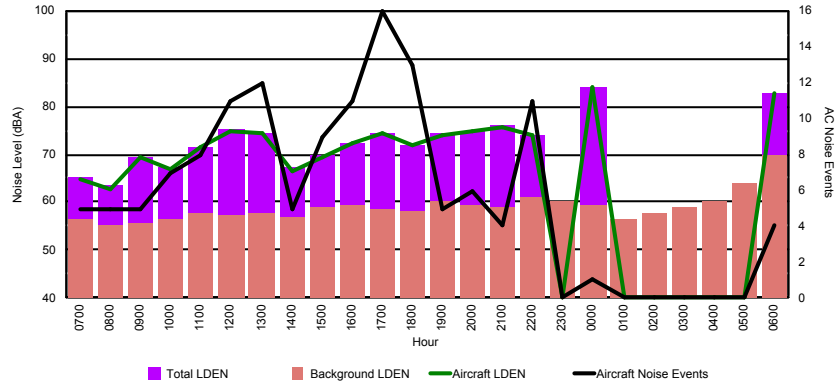

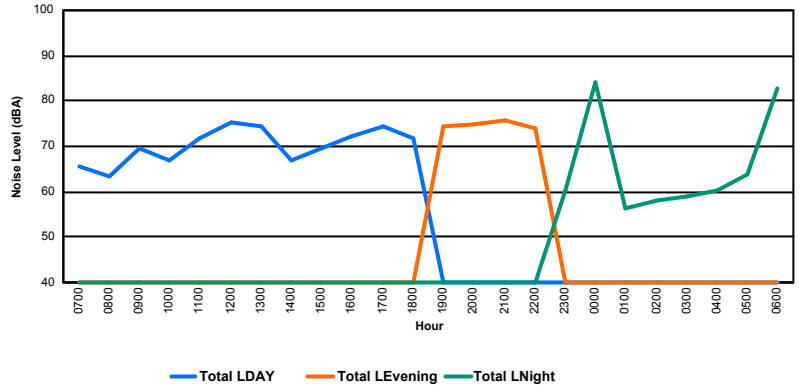

LE GOUVERNEMENT
DU GRAND-DUCHÉ DE LUXEMBOURG
Administration de la navigation aérienne

Luxembourg Airport

Noise Distribution by Hour

Between 11/11/2019 00:00:00 and 11/11/2019 23:59:59 (Local Time)

Day	Aircraft Events	Total LDEN dB (A)	Aircraft LDEN dB(A)	Background LDEN dB(A)	Total LDay dB(A)	Total LEvening dB(A)	Total LNight dB (A)
11/11/19 7:00	12	70.8	70.7	56.2	70.8	-	-
11/11/19 8:00	7	68.7	68.4	55.7	68.7	-	-
11/11/19 9:00	2	65.2	62.0	62.4	65.2	-	-
11/11/19 10:00	3	66.8	65.0	62.1	66.8	-	-
11/11/19 11:00	14	72.9	72.4	63.8	72.9	-	-
11/11/19 12:00	6	72.5	67.4	71.0	72.5	-	-
11/11/19 13:00	6	70.8	69.5	64.8	70.8	-	-
11/11/19 14:00	11	69.7	69.1	60.7	69.7	-	-
11/11/19 15:00	6	67.2	64.7	63.8	67.2	-	-
11/11/19 16:00	14	72.9	72.8	58.0	72.9	-	-
11/11/19 17:00	20	75.8	75.7	60.9	75.8	-	-
11/11/19 18:00	15	72.5	71.3	66.5	72.5	-	-
11/11/19 19:00	9	75.4	73.6	70.8	-	75.4	-
11/11/19 20:00	12	79.7	79.6	61.0	-	79.7	-
11/11/19 21:00	3	76.2	75.0	69.9	-	76.2	-
11/11/19 22:00	14	77.3	77.0	65.7	-	77.3	-
11/11/19 23:00	1	77.0	76.9	60.4	-	-	77.0
12/11/19 0:00	1	69.5	68.1	63.8	-	-	69.5
12/11/19 1:00	-	57.5	-	57.5	-	-	57.5
12/11/19 2:00	-	58.0	-	58.0	-	-	58.0
12/11/19 3:00	-	57.8	-	57.8	-	-	57.8
12/11/19 4:00	-	59.4	-	59.4	-	-	59.4
12/11/19 5:00	-	61.5	-	61.6	-	-	61.5
12/11/19 6:00	13	82.1	81.9	69.6	-	-	82.1
	169	**74.1**	**73.5**	**65.0**	**71.4**	**77.5**	**74.5**

Location: Mid Runway NMT # 3

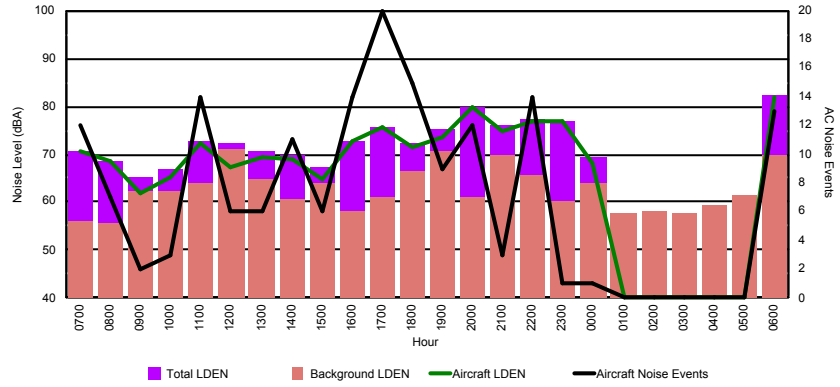

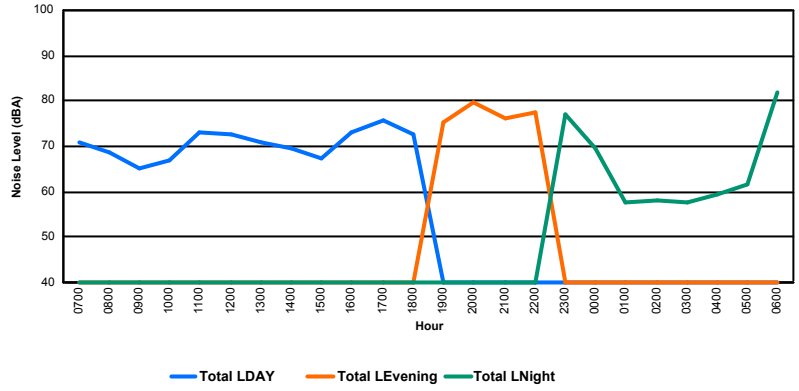

LE GOUVERNEMENT
DU GRAND-DUCHÉ DE LUXEMBOURG
Administration de la navigation aérienne

Luxembourg Airport

Noise Distribution by Hour

Between 11/11/2019 00:00:00 and 11/11/2019 23:59:59 (Local Time)

Day	Aircraft Events	Total LDEN dB (A)	Aircraft LDEN dB(A)	Background LDEN dB(A)	Total LDay dB(A)	Total LEvening dB(A)	Total LNight dB (A)
11/11/19 7:00	14	67.1	65.9	69.1	67.1	-	-
11/11/19 8:00	5	67.3	64.8	67.1	67.3	-	-
11/11/19 9:00	2	63.2	52.9	63.4	63.2	-	-
11/11/19 10:00	2	64.7	54.1	65.0	64.7	-	-
11/11/19 11:00	14	69.0	67.7	64.6	69.0	-	-
11/11/19 12:00	5	64.3	59.7	63.0	64.3	-	-
11/11/19 13:00	7	65.6	62.0	64.4	65.6	-	-
11/11/19 14:00	15	67.9	66.2	64.7	67.9	-	-
11/11/19 15:00	6	66.3	63.7	64.0	66.3	-	-
11/11/19 16:00	12	70.8	70.1	63.1	70.8	-	-
11/11/19 17:00	6	61.9	58.5	59.4	61.9	-	-
11/11/19 18:00	10	67.3	66.9	57.7	67.3	-	-
11/11/19 19:00	7	69.1	67.8	63.4	-	69.1	-
11/11/19 20:00	6	73.6	73.1	64.4	-	73.6	-
11/11/19 21:00	4	72.4	71.8	64.1	-	72.4	-
11/11/19 22:00	4	71.8	71.0	64.2	-	71.8	-
11/11/19 23:00	1	73.9	72.9	66.9	-	-	73.9
12/11/19 0:00	-	64.4	-	65.3	-	-	64.4
12/11/19 1:00	-	63.4	-	64.1	-	-	63.4
12/11/19 2:00	-	64.0	-	64.8	-	-	64.0
12/11/19 3:00	-	65.9	-	66.3	-	-	65.9
12/11/19 4:00	-	68.1	-	69.2	-	-	68.1
12/11/19 5:00	-	71.2	-	73.3	-	-	71.2
12/11/19 6:00	15	80.0	79.5	81.7	-	-	80.0
	135	**70.6**	**69.2**	**70.0**	**66.9**	**72.0**	**72.9**

Location: NDB-Hamm NMT # 4

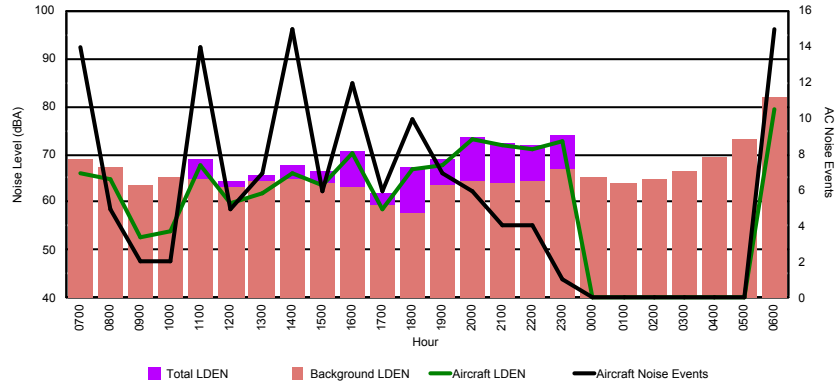

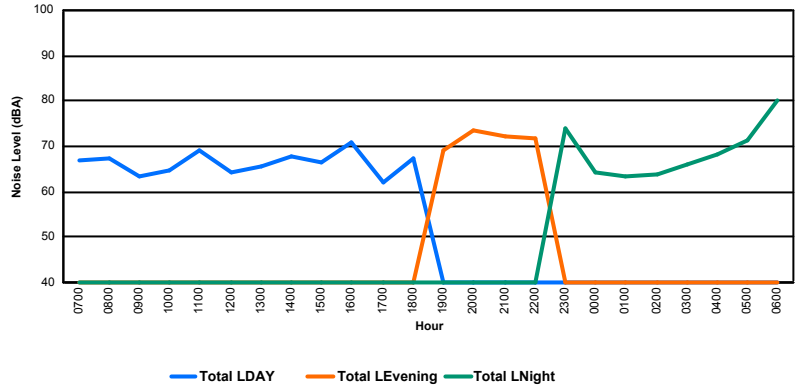

LE GOUVERNEMENT
DU GRAND-DUCHÉ DE LUXEMBOURG
Administration de la navigation aérienne

Luxembourg Airport

Noise Distribution by Hour

Between 12/11/2019 00:00:00 and 12/11/2019 23:59:59 (Local Time)

Day	Aircraft Events	Total LDEN dB (A)	Aircraft LDEN dB(A)	Background LDEN dB(A)	Total LDay dB(A)	Total LEvening dB(A)	Total LNight dB (A)
12/11/19 7:00	1	57.6	56.1	52.2	57.6	-	-
12/11/19 8:00	4	57.7	56.3	52.2	57.7	-	-
12/11/19 9:00	12	60.8	59.6	55.4	60.8	-	-
12/11/19 10:00	10	60.5	58.9	55.5	60.5	-	-
12/11/19 11:00	4	58.6	56.0	55.2	58.6	-	-
12/11/19 12:00	3	59.5	58.4	53.2	59.5	-	-
12/11/19 13:00	6	58.3	56.1	54.4	58.3	-	-
12/11/19 14:00	4	59.6	58.7	52.5	59.6	-	-
12/11/19 15:00	5	57.5	56.5	50.6	57.5	-	-
12/11/19 16:00	6	58.0	57.2	50.6	58.0	-	-
12/11/19 17:00	9	57.2	56.0	51.3	57.2	-	-
12/11/19 18:00	7	59.3	58.9	49.8	59.3	-	-
12/11/19 19:00	6	64.8	64.5	54.2	-	64.8	-
12/11/19 20:00	3	59.4	58.5	52.1	-	59.4	-
12/11/19 21:00	4	56.8	52.1	55.2	-	56.8	-
12/11/19 22:00	13	64.9	64.3	56.4	-	64.9	-
12/11/19 23:00	-	50.7	-	50.7	-	-	50.7
13/11/19 0:00	-	50.3	-	50.3	-	-	50.3
13/11/19 1:00	1	63.3	63.1	49.3	-	-	63.3
13/11/19 2:00	-	52.2	-	52.2	-	-	52.2
13/11/19 3:00	-	50.6	-	50.6	-	-	50.6
13/11/19 4:00	-	52.8	-	52.8	-	-	52.8
13/11/19 5:00	-	57.5	-	57.6	-	-	57.5
13/11/19 6:00	2	68.8	68.6	55.5	-	-	68.8
	100	**60.6**	**59.7**	**53.5**	**58.9**	**62.7**	**61.4**

Location: Roodt/Syr NMT # 1

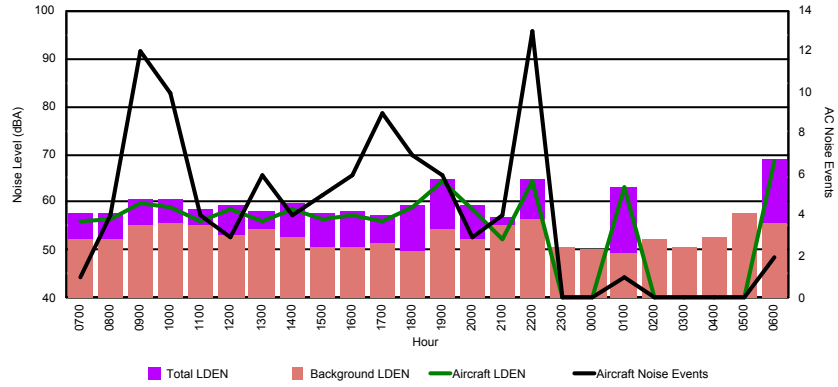

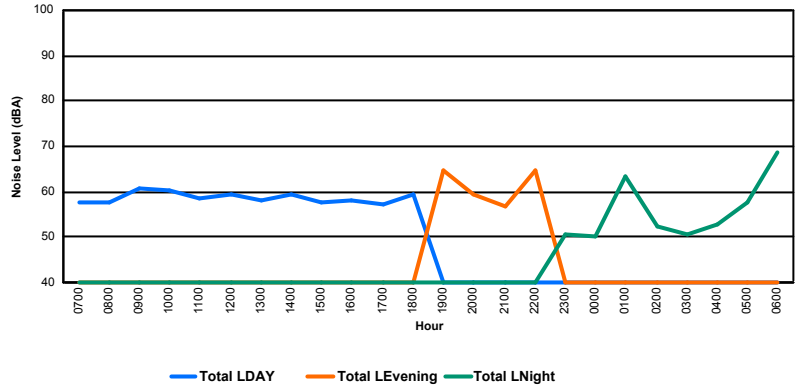

LE GOUVERNEMENT
DU GRAND-DUCHÉ DE LUXEMBOURG
Administration de la navigation aérienne

Luxembourg Airport

Noise Distribution by Hour

Between 12/11/2019 00:00:00 and 12/11/2019 23:59:59 (Local Time)

Day	Aircraft Events	Total LDEN dB (A)	Aircraft LDEN dB(A)	Background LDEN dB(A)	Total LDay dB(A)	Total LEvening dB(A)	Total LNight dB (A)
12/11/19 7:00	2	70.7	70.5	58.4	70.7	-	-
12/11/19 8:00	11	68.6	68.3	56.5	68.6	-	-
12/11/19 9:00	14	73.3	73.2	57.8	73.3	-	-
12/11/19 10:00	13	74.0	73.8	59.1	74.0	-	-
12/11/19 11:00	6	69.1	68.7	59.1	69.1	-	-
12/11/19 12:00	4	74.8	74.8	57.4	74.8	-	-
12/11/19 13:00	6	71.1	70.9	57.6	71.1	-	-
12/11/19 14:00	3	73.1	73.0	58.1	73.1	-	-
12/11/19 15:00	7	72.5	72.4	57.9	72.5	-	-
12/11/19 16:00	7	69.8	69.6	57.3	69.8	-	-
12/11/19 17:00	9	69.1	68.9	56.4	69.1	-	-
12/11/19 18:00	12	74.1	74.0	59.3	74.1	-	-
12/11/19 19:00	6	77.1	77.0	61.9	-	77.1	-
12/11/19 20:00	5	72.0	71.5	62.5	-	72.0	-
12/11/19 21:00	7	70.6	70.0	61.8	-	70.6	-
12/11/19 22:00	18	77.0	76.9	60.8	-	77.0	-
12/11/19 23:00	-	64.2	-	64.3	-	-	64.2
13/11/19 0:00	1	61.2	51.1	60.9	-	-	61.2
13/11/19 1:00	1	75.1	74.9	58.0	-	-	75.1
13/11/19 2:00	-	55.6	-	55.6	-	-	55.6
13/11/19 3:00	-	55.7	-	55.7	-	-	55.7
13/11/19 4:00	-	58.3	-	58.3	-	-	58.3
13/11/19 5:00	-	63.0	-	63.2	-	-	63.0
13/11/19 6:00	7	83.6	83.5	67.2	-	-	83.6
	139	**73.9**	**73.8**	**60.5**	**72.2**	**75.1**	**75.3**

Location: DVOR NMT # 2

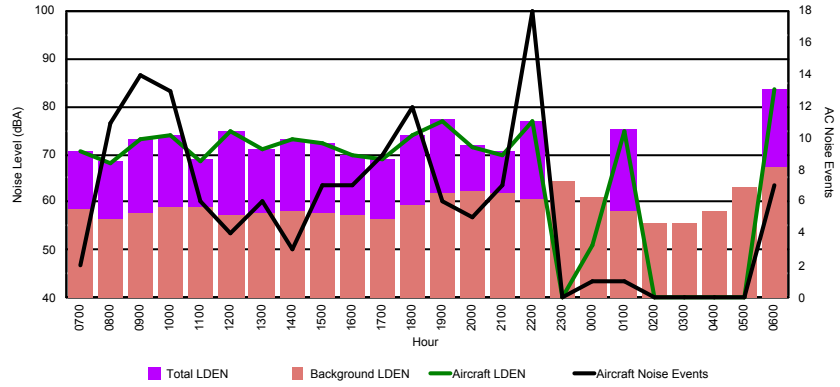

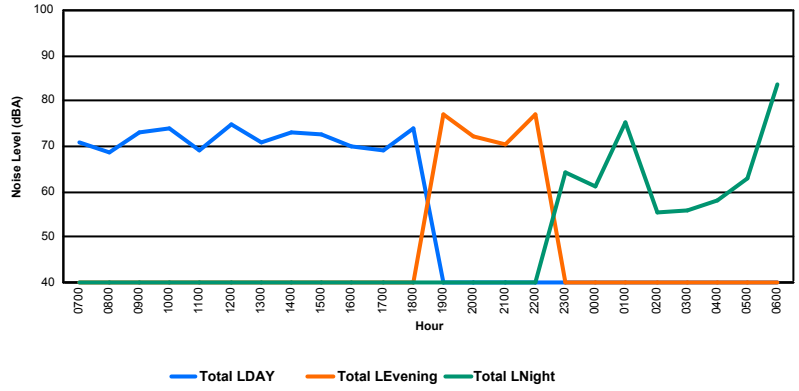

LE GOUVERNEMENT
DU GRAND-DUCHÉ DE LUXEMBOURG
Administration de la navigation aérienne

Luxembourg Airport

Noise Distribution by Hour

Between 12/11/2019 00:00:00 and 12/11/2019 23:59:59 (Local Time)

Day	Aircraft Events	Total LDEN dB (A)	Aircraft LDEN dB(A)	Background LDEN dB(A)	Total LDay dB(A)	Total LEvening dB(A)	Total LNight dB (A)
12/11/19 7:00	6	71.1	71.0	54.6	71.1	-	-
12/11/19 8:00	10	68.4	68.2	54.8	68.4	-	-
12/11/19 9:00	6	69.1	67.8	63.1	69.1	-	-
12/11/19 10:00	15	73.8	73.4	63.0	73.8	-	-
12/11/19 11:00	17	74.5	74.4	59.3	74.5	-	-
12/11/19 12:00	6	68.2	67.0	62.2	68.2	-	-
12/11/19 13:00	4	69.2	68.7	59.8	69.2	-	-
12/11/19 14:00	10	67.5	66.9	58.8	67.5	-	-
12/11/19 15:00	8	71.7	71.5	59.5	71.7	-	-
12/11/19 16:00	11	70.4	70.2	56.9	70.4	-	-
12/11/19 17:00	12	72.4	71.9	62.5	72.4	-	-
12/11/19 18:00	13	70.0	69.2	62.7	70.0	-	-
12/11/19 19:00	11	81.4	81.2	67.5	-	81.4	-
12/11/19 20:00	10	77.0	76.9	59.8	-	77.0	-
12/11/19 21:00	7	79.5	77.7	74.8	-	79.5	-
12/11/19 22:00	11	75.3	74.8	65.8	-	75.3	-
12/11/19 23:00	3	78.9	78.8	61.0	-	-	78.9
13/11/19 0:00	1	77.8	77.7	60.3	-	-	77.8
13/11/19 1:00	1	66.0	64.1	61.8	-	-	66.0
13/11/19 2:00	-	59.0	-	59.0	-	-	59.0
13/11/19 3:00	-	59.0	-	59.0	-	-	59.0
13/11/19 4:00	1	69.1	68.4	60.7	-	-	69.1
13/11/19 5:00	-	61.0	-	61.1	-	-	61.0
13/11/19 6:00	14	81.6	81.0	73.0	-	-	81.6
	177	**75.0**	**74.5**	**65.4**	**71.1**	**78.9**	**75.7**

Location: Mid Runway NMT # 3

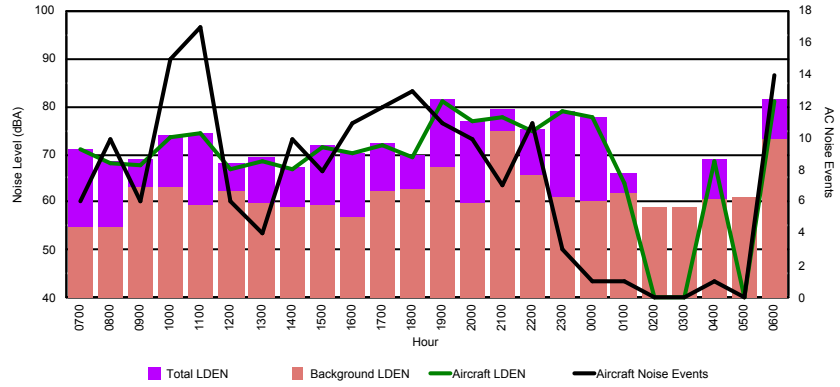

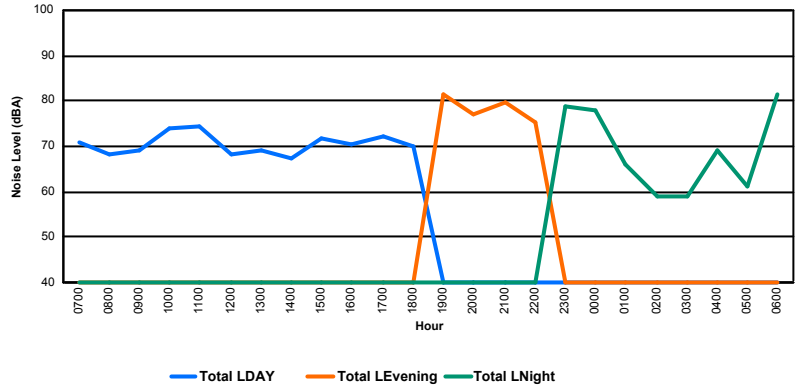

LE GOUVERNEMENT
DU GRAND-DUCHÉ DE LUXEMBOURG
Administration de la navigation aérienne

Luxembourg Airport

Noise Distribution by Hour

Between 12/11/2019 00:00:00 and 12/11/2019 23:59:59 (Local Time)

Day	Aircraft Events	Total LDEN dB (A)	Aircraft LDEN dB(A)	Background LDEN dB(A)	Total LDay dB(A)	Total LEvening dB(A)	Total LNight dB (A)
12/11/19 7:00	7	64.9	60.5	67.6	64.9	-	-
12/11/19 8:00	8	66.4	64.7	65.4	66.4	-	-
12/11/19 9:00	2	66.2	62.7	65.0	66.2	-	-
12/11/19 10:00	8	65.0	61.1	63.8	65.0	-	-
12/11/19 11:00	13	65.2	61.6	64.6	65.2	-	-
12/11/19 12:00	8	64.4	58.6	64.0	64.4	-	-
12/11/19 13:00	2	66.0	62.4	64.5	66.0	-	-
12/11/19 14:00	9	64.8	60.6	63.8	64.8	-	-
12/11/19 15:00	7	69.1	68.0	63.5	69.1	-	-
12/11/19 16:00	5	69.1	68.1	62.3	69.1	-	-
12/11/19 17:00	5	63.7	60.3	61.2	63.7	-	-
12/11/19 18:00	11	65.6	62.8	63.0	65.6	-	-
12/11/19 19:00	7	70.3	67.4	67.5	-	70.3	-
12/11/19 20:00	6	74.6	74.1	65.3	-	74.6	-
12/11/19 21:00	6	78.4	78.2	65.5	-	78.4	-
12/11/19 22:00	2	73.3	72.5	65.6	-	73.3	-
12/11/19 23:00	2	77.4	76.9	68.1	-	-	77.4
13/11/19 0:00	2	76.1	75.7	65.5	-	-	76.1
13/11/19 1:00	-	63.9	-	64.7	-	-	63.9
13/11/19 2:00	-	63.7	-	64.4	-	-	63.7
13/11/19 3:00	-	64.2	-	64.4	-	-	64.2
13/11/19 4:00	1	66.4	57.8	66.1	-	-	66.4
13/11/19 5:00	-	69.1	-	70.6	-	-	69.1
13/11/19 6:00	13	77.3	76.5	76.0	-	-	77.3
	124	**71.6**	**70.6**	**67.1**	**66.2**	**75.1**	**73.3**

Location: NDB-Hamm NMT # 4

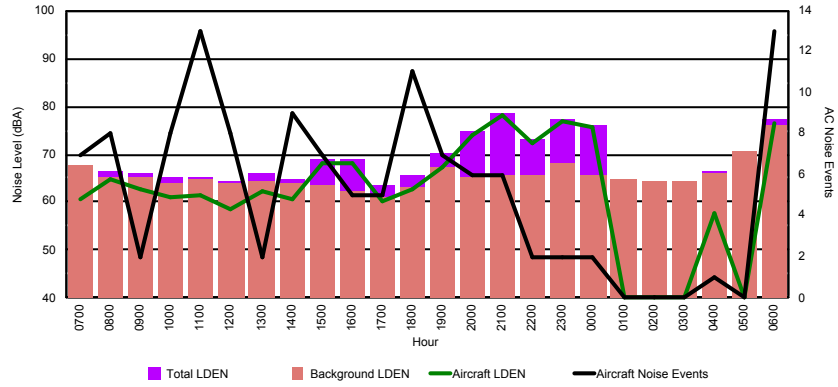

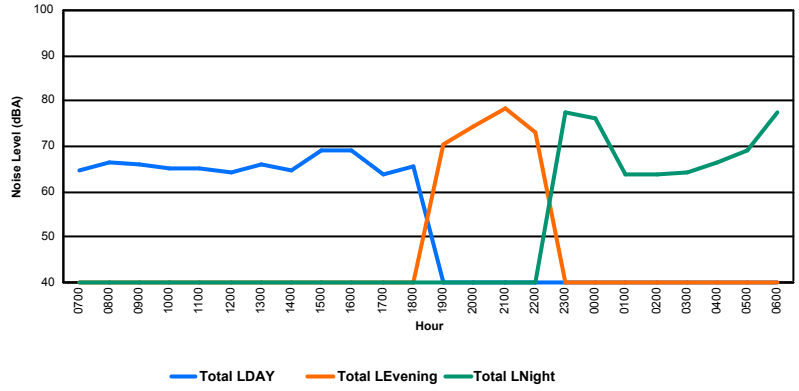

LE GOUVERNEMENT
DU GRAND-DUCHÉ DE LUXEMBOURG
Administration de la navigation aérienne

Luxembourg Airport

Noise Distribution by Hour

Between 13/11/2019 00:00:00 and 13/11/2019 23:59:59 (Local Time)

Day	Aircraft Events	Total LDEN dB (A)	Aircraft LDEN dB(A)	Background LDEN dB(A)	Total LDay dB(A)	Total LEvening dB(A)	Total LNight dB (A)
13/11/19 7:00	1	47.5	43.2	45.6	47.5	-	-
13/11/19 8:00	8	59.1	58.6	49.5	59.1	-	-
13/11/19 9:00	12	58.2	56.9	52.7	58.2	-	-
13/11/19 10:00	9	57.2	56.1	51.1	57.2	-	-
13/11/19 11:00	5	55.1	53.6	49.9	55.1	-	-
13/11/19 12:00	3	59.1	58.8	48.1	59.1	-	-
13/11/19 13:00	6	54.3	52.2	50.4	54.3	-	-
13/11/19 14:00	7	58.0	57.1	50.5	58.0	-	-
13/11/19 15:00	4	58.0	55.5	54.5	58.0	-	-
13/11/19 16:00	6	55.8	53.3	52.4	55.8	-	-
13/11/19 17:00	8	58.4	57.9	49.2	58.4	-	-
13/11/19 18:00	9	58.6	58.0	49.9	58.6	-	-
13/11/19 19:00	5	60.2	59.4	52.8	-	60.2	-
13/11/19 20:00	3	57.8	56.8	51.0	-	57.8	-
13/11/19 21:00	4	56.0	52.8	53.3	-	56.0	-
13/11/19 22:00	14	65.0	64.4	56.1	-	65.0	-
13/11/19 23:00	1	65.1	64.6	55.1	-	-	65.1
14/11/19 0:00	-	53.3	-	53.3	-	-	53.3
14/11/19 1:00	-	53.0	-	53.0	-	-	53.0
14/11/19 2:00	-	53.1	-	53.1	-	-	53.1
14/11/19 3:00	-	46.4	-	46.4	-	-	46.4
14/11/19 4:00	-	49.3	-	49.3	-	-	49.3
14/11/19 5:00	-	54.0	-	54.1	-	-	54.0
14/11/19 6:00	5	62.4	60.6	57.8	-	-	62.4
	110	**58.7**	**57.5**	**52.6**	**57.3**	**61.1**	**58.7**

Location: Roodt/Syr NMT # 1

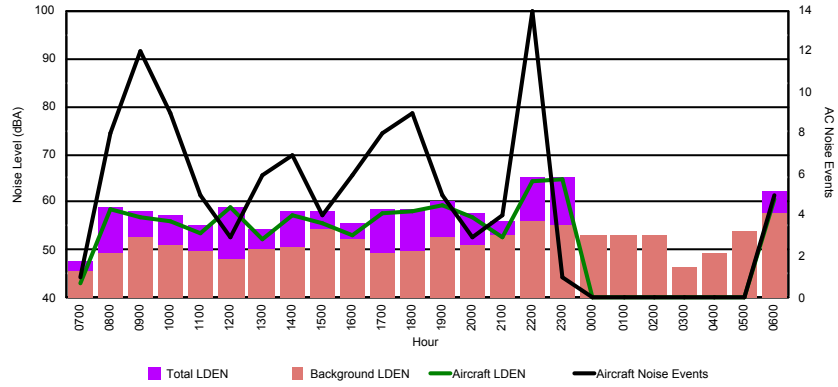

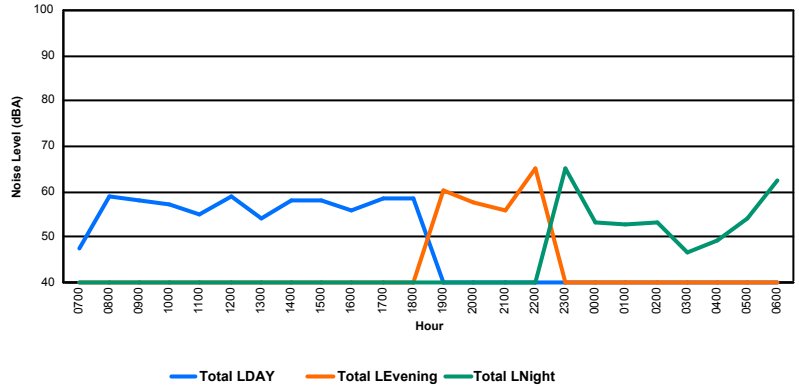

LE GOUVERNEMENT
DU GRAND-DUCHÉ DE LUXEMBOURG
Administration de la navigation aérienne

Luxembourg Airport

Noise Distribution by Hour

Between 13/11/2019 00:00:00 and 13/11/2019 23:59:59 (Local Time)

Day	Aircraft Events	Total LDEN dB (A)	Aircraft LDEN dB(A)	Background LDEN dB(A)	Total LDay dB(A)	Total LEvening dB(A)	Total LNight dB (A)
13/11/19 7:00	1	58.3	55.9	54.9	58.3	-	-
13/11/19 8:00	11	72.4	72.3	54.7	72.4	-	-
13/11/19 9:00	12	71.5	71.4	55.7	71.5	-	-
13/11/19 10:00	11	71.3	71.2	55.5	71.3	-	-
13/11/19 11:00	5	68.9	68.8	55.0	68.9	-	-
13/11/19 12:00	3	73.4	73.3	55.8	73.4	-	-
13/11/19 13:00	7	67.1	66.8	55.8	67.1	-	-
13/11/19 14:00	10	71.7	71.5	57.3	71.7	-	-
13/11/19 15:00	4	71.9	71.9	56.0	71.9	-	-
13/11/19 16:00	9	69.1	68.9	56.1	69.1	-	-
13/11/19 17:00	11	72.6	72.5	57.5	72.6	-	-
13/11/19 18:00	13	74.0	73.9	58.0	74.0	-	-
13/11/19 19:00	6	74.2	74.0	60.3	-	74.2	-
13/11/19 20:00	4	71.5	71.2	60.1	-	71.5	-
13/11/19 21:00	5	69.1	68.5	61.0	-	69.1	-
13/11/19 22:00	22	78.8	78.5	66.9	-	78.8	-
13/11/19 23:00	1	77.9	77.8	62.2	-	-	77.9
14/11/19 0:00	-	60.0	-	60.1	-	-	60.0
14/11/19 1:00	-	58.1	-	58.1	-	-	58.1
14/11/19 2:00	-	58.1	-	58.1	-	-	58.1
14/11/19 3:00	-	58.5	-	58.5	-	-	58.5
14/11/19 4:00	-	59.9	-	59.9	-	-	59.9
14/11/19 5:00	-	62.7	-	62.7	-	-	62.7
14/11/19 6:00	11	72.8	71.9	65.9	-	-	72.8
	146	**71.9**	**71.6**	**60.1**	**71.3**	**74.9**	**70.3**

Location: DVOR NMT # 2

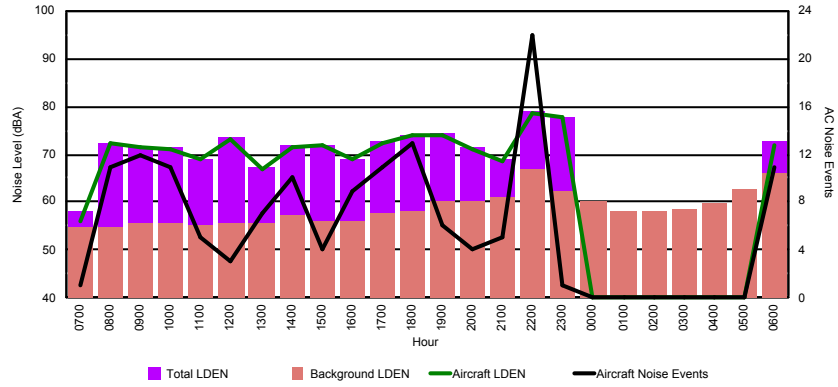

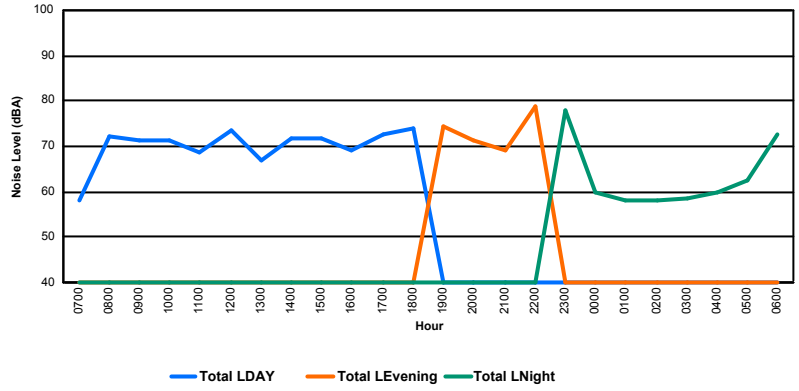

LE GOUVERNEMENT
DU GRAND-DUCHÉ DE LUXEMBOURG
Administration de la navigation aérienne

Luxembourg Airport

Noise Distribution by Hour

Between 13/11/2019 00:00:00 and 13/11/2019 23:59:59 (Local Time)

Day	Aircraft Events	Total LDEN dB (A)	Aircraft LDEN dB(A)	Background LDEN dB(A)	Total LDay dB(A)	Total LEvening dB(A)	Total LNight dB (A)
13/11/19 7:00	3	61.9	60.1	57.3	61.9	-	-
13/11/19 8:00	11	70.5	70.2	60.0	70.5	-	-
13/11/19 9:00	8	73.5	73.1	62.9	73.5	-	-
13/11/19 10:00	22	70.5	70.2	59.6	70.5	-	-
13/11/19 11:00	12	70.1	68.2	65.7	70.1	-	-
13/11/19 12:00	8	72.9	70.2	69.7	72.9	-	-
13/11/19 13:00	8	67.2	66.4	59.9	67.2	-	-
13/11/19 14:00	15	76.4	76.3	57.3	76.4	-	-
13/11/19 15:00	11	68.7	68.2	59.0	68.7	-	-
13/11/19 16:00	10	67.3	66.5	59.9	67.3	-	-
13/11/19 17:00	13	74.3	73.9	63.9	74.3	-	-
13/11/19 18:00	17	72.0	71.3	64.5	72.0	-	-
13/11/19 19:00	9	71.5	71.1	60.7	-	71.5	-
13/11/19 20:00	9	75.4	75.3	58.0	-	75.4	-
13/11/19 21:00	8	75.4	74.6	67.6	-	75.4	-
13/11/19 22:00	17	83.4	83.3	62.0	-	83.4	-
13/11/19 23:00	1	75.9	75.5	65.9	-	-	75.9
14/11/19 0:00	-	61.0	-	60.7	-	-	61.0
14/11/19 1:00	-	58.0	-	58.1	-	-	58.0
14/11/19 2:00	-	57.2	-	57.2	-	-	57.2
14/11/19 3:00	-	57.5	-	57.5	-	-	57.5
14/11/19 4:00	-	59.4	-	59.4	-	-	59.4
14/11/19 5:00	-	60.6	-	60.7	-	-	60.6
14/11/19 6:00	14	81.4	77.6	79.2	-	-	81.4
	196	**74.4**	**73.5**	**67.2**	**71.8**	**78.8**	**73.6**

Location: Mid Runway NMT # 3

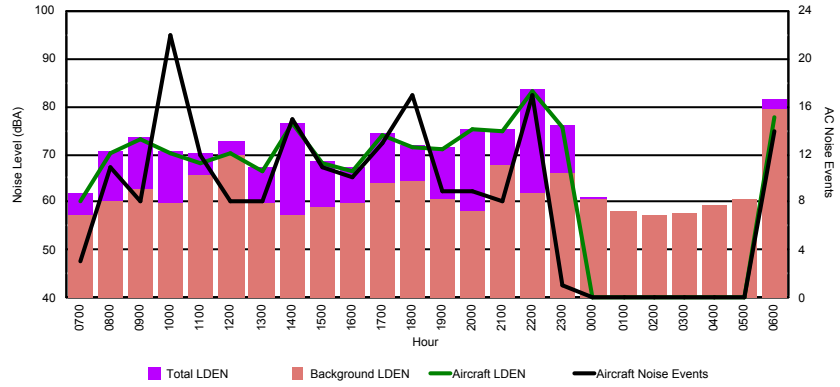

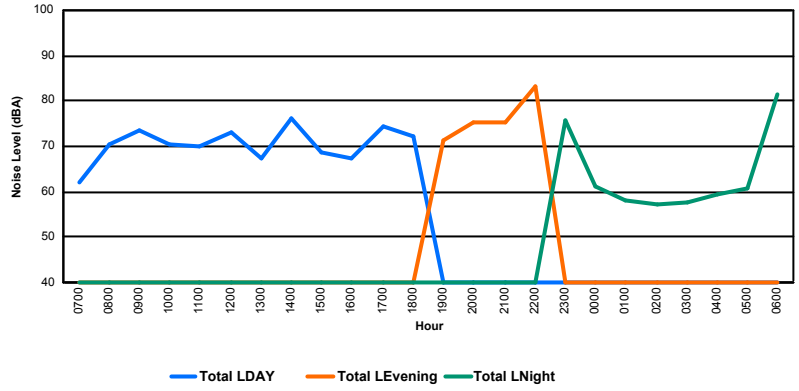

LE GOUVERNEMENT
DU GRAND-DUCHÉ DE LUXEMBOURG
Administration de la navigation aérienne

Luxembourg Airport

Noise Distribution by Hour

Between 13/11/2019 00:00:00 and 13/11/2019 23:59:59 (Local Time)

Day	Aircraft Events	Total LDEN dB (A)	Aircraft LDEN dB(A)	Background LDEN dB(A)	Total LDay dB(A)	Total LEvening dB(A)	Total LNight dB (A)
13/11/19 7:00	4	63.1	54.2	66.2	63.1	-	-
13/11/19 8:00	4	66.5	64.5	65.0	66.5	-	-
13/11/19 9:00	2	65.7	62.6	63.1	65.7	-	-
13/11/19 10:00	9	64.0	59.8	62.3	64.0	-	-
13/11/19 11:00	8	67.6	66.3	62.3	67.6	-	-
13/11/19 12:00	5	65.4	63.1	61.7	65.4	-	-
13/11/19 13:00	5	63.5	58.0	62.5	63.5	-	-
13/11/19 14:00	12	68.3	67.1	62.7	68.3	-	-
13/11/19 15:00	7	65.7	63.3	62.4	65.7	-	-
13/11/19 16:00	6	63.9	60.2	61.6	63.9	-	-
13/11/19 17:00	9	72.9	72.6	60.8	72.9	-	-
13/11/19 18:00	13	67.0	65.6	62.1	67.0	-	-
13/11/19 19:00	5	67.9	61.0	67.0	-	67.9	-
13/11/19 20:00	7	71.3	69.9	66.2	-	71.3	-
13/11/19 21:00	5	72.2	71.2	65.6	-	72.2	-
13/11/19 22:00	4	72.0	70.9	65.8	-	72.0	-
13/11/19 23:00	1	77.1	76.5	68.2	-	-	77.1
14/11/19 0:00	-	66.1	-	67.2	-	-	66.1
14/11/19 1:00	-	64.3	-	65.2	-	-	64.3
14/11/19 2:00	-	64.6	-	65.4	-	-	64.6
14/11/19 3:00	-	65.9	-	66.3	-	-	65.9
14/11/19 4:00	-	67.6	-	68.3	-	-	67.6
14/11/19 5:00	-	71.3	-	73.2	-	-	71.3
14/11/19 6:00	6	81.5	80.9	76.6	-	-	81.5
	112	**71.5**	**70.1**	**67.6**	**67.1**	**71.1**	**74.5**

Location: NDB-Hamm NMT # 4

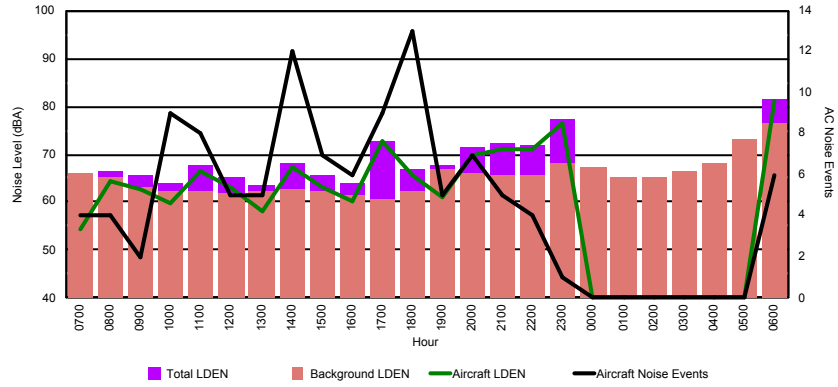

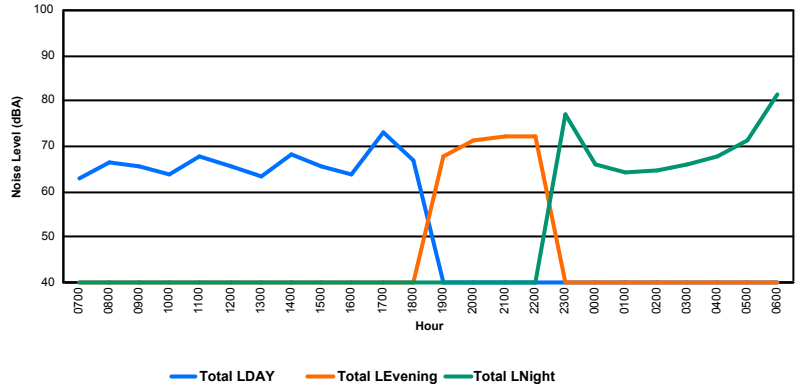

LE GOUVERNEMENT
DU GRAND-DUCHÉ DE LUXEMBOURG
Administration de la navigation aérienne

Luxembourg Airport

Noise Distribution by Hour

Between 14/11/2019 00:00:00 and 14/11/2019 23:59:59 (Local Time)

Day	Aircraft Events	Total LDEN dB (A)	Aircraft LDEN dB(A)	Background LDEN dB(A)	Total LDay dB(A)	Total LEvening dB(A)	Total LNight dB (A)
14/11/19 7:00	3	57.3	56.9	47.0	57.3	-	-
14/11/19 8:00	4	54.3	52.6	49.5	54.3	-	-
14/11/19 9:00	3	59.3	58.7	49.7	59.3	-	-
14/11/19 10:00	5	61.6	61.2	51.8	61.6	-	-
14/11/19 11:00	3	60.4	59.2	54.2	60.4	-	-
14/11/19 12:00	1	56.2	55.6	47.0	56.2	-	-
14/11/19 13:00	1	50.5	42.8	49.8	50.5	-	-
14/11/19 14:00	8	58.6	57.8	50.7	58.6	-	-
14/11/19 15:00	8	58.0	56.9	51.8	58.0	-	-
14/11/19 16:00	10	60.7	60.3	50.7	60.7	-	-
14/11/19 17:00	5	57.3	56.8	47.8	57.3	-	-
14/11/19 18:00	6	53.1	51.3	48.6	53.1	-	-
14/11/19 19:00	2	63.0	62.5	52.9	-	63.0	-
14/11/19 20:00	5	65.2	65.0	52.8	-	65.2	-
14/11/19 21:00	6	64.8	64.4	54.3	-	64.8	-
14/11/19 22:00	2	63.8	63.7	50.1	-	63.8	-
14/11/19 23:00	1	66.2	65.7	55.9	-	-	66.2
15/11/19 0:00	-	53.6	-	53.6	-	-	53.6
15/11/19 1:00	-	51.4	-	51.4	-	-	51.4
15/11/19 2:00	-	54.2	-	54.2	-	-	54.2
15/11/19 3:00	-	51.1	-	51.1	-	-	51.1
15/11/19 4:00	-	55.0	-	55.0	-	-	55.0
15/11/19 5:00	-	57.2	-	57.2	-	-	57.2
15/11/19 6:00	4	65.4	64.6	58.0	-	-	65.4
	77	**60.7**	**59.9**	**52.9**	**58.2**	**64.3**	**60.6**

Location: Roodt/Syr NMT # 1

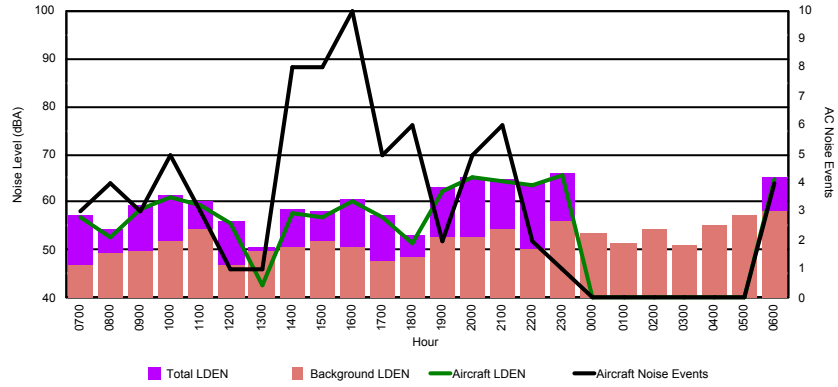

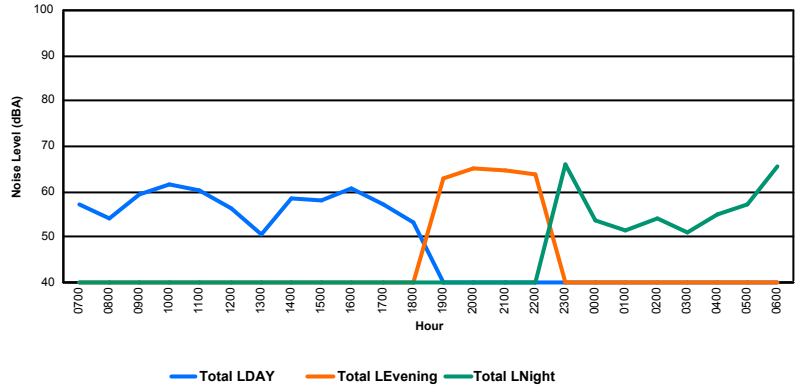

LE GOUVERNEMENT
DU GRAND-DUCHÉ DE LUXEMBOURG
Administration de la navigation aérienne

Luxembourg Airport

Noise Distribution by Hour

Between 14/11/2019 00:00:00 and 14/11/2019 23:59:59 (Local Time)

Day	Aircraft Events	Total LDEN dB (A)	Aircraft LDEN dB(A)	Background LDEN dB(A)	Total LDay dB(A)	Total LEvening dB(A)	Total LNight dB (A)
14/11/19 7:00	3	65.8	65.3	56.0	65.8	-	-
14/11/19 8:00	6	63.8	63.4	53.8	63.8	-	-
14/11/19 9:00	5	68.6	68.4	55.3	68.6	-	-
14/11/19 10:00	11	70.2	70.0	56.9	70.2	-	-
14/11/19 11:00	7	68.0	67.6	57.3	68.0	-	-
14/11/19 12:00	3	67.0	66.6	56.0	67.0	-	-
14/11/19 13:00	4	59.4	57.1	55.7	59.4	-	-
14/11/19 14:00	8	70.7	70.5	57.3	70.7	-	-
14/11/19 15:00	9	69.9	69.7	57.1	69.9	-	-
14/11/19 16:00	12	72.7	72.6	55.6	72.7	-	-
14/11/19 17:00	5	71.0	70.9	52.8	71.0	-	-
14/11/19 18:00	7	64.3	64.0	53.3	64.3	-	-
14/11/19 19:00	7	71.6	71.5	58.0	-	71.6	-
14/11/19 20:00	7	73.6	73.5	56.4	-	73.6	-
14/11/19 21:00	7	72.0	71.9	55.1	-	72.0	-
14/11/19 22:00	2	71.9	71.9	53.0	-	71.9	-
14/11/19 23:00	1	73.2	73.1	56.3	-	-	73.2
15/11/19 0:00	-	53.4	-	53.4	-	-	53.4
15/11/19 1:00	-	51.8	-	51.8	-	-	51.8
15/11/19 2:00	-	51.9	-	51.9	-	-	51.9
15/11/19 3:00	-	53.1	-	53.1	-	-	53.1
15/11/19 4:00	-	55.3	-	55.3	-	-	55.3
15/11/19 5:00	-	59.1	-	59.1	-	-	59.1
15/11/19 6:00	10	75.5	75.3	62.6	-	-	75.5
	114	**69.6**	**69.4**	**56.3**	**68.8**	**72.3**	**68.6**

Location: DVOR NMT # 2

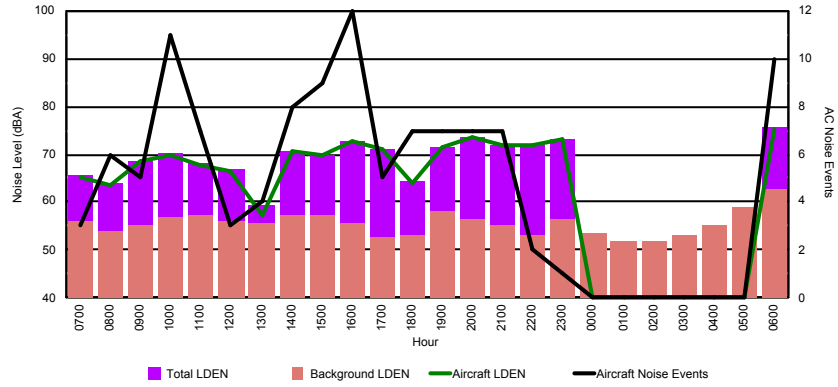

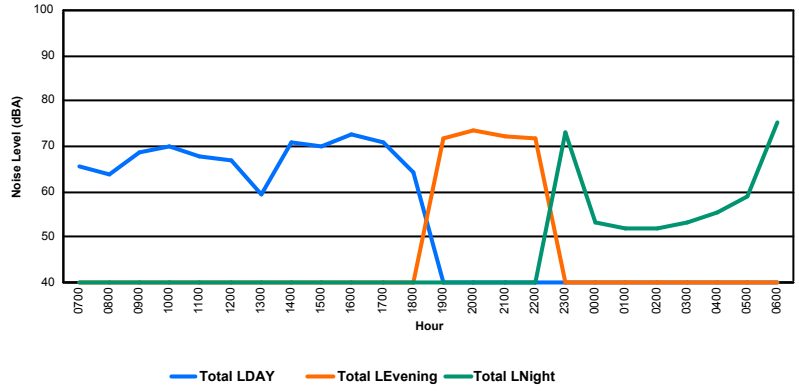

LE GOUVERNEMENT
DU GRAND-DUCHÉ DE LUXEMBOURG
Administration de la navigation aérienne

Luxembourg Airport

Noise Distribution by Hour

Between 14/11/2019 00:00:00 and 14/11/2019 23:59:59 (Local Time)

Day	Aircraft Events	Total LDEN dB (A)	Aircraft LDEN dB(A)	Background LDEN dB(A)	Total LDay dB(A)	Total LEvening dB(A)	Total LNight dB (A)
14/11/19 7:00	4	65.1	64.7	55.3	65.1	-	-
14/11/19 8:00	8	68.2	67.9	57.1	68.2	-	-
14/11/19 9:00	10	71.7	71.6	57.1	71.7	-	-
14/11/19 10:00	16	72.0	71.8	59.8	72.0	-	-
14/11/19 11:00	9	70.2	69.9	58.4	70.2	-	-
14/11/19 12:00	7	69.0	68.7	56.2	69.0	-	-
14/11/19 13:00	5	67.9	66.3	62.9	67.9	-	-
14/11/19 14:00	16	72.9	72.3	64.1	72.9	-	-
14/11/19 15:00	14	75.7	75.6	58.0	75.7	-	-
14/11/19 16:00	11	79.0	78.9	64.5	79.0	-	-
14/11/19 17:00	13	69.5	68.7	62.4	69.5	-	-
14/11/19 18:00	14	72.0	70.4	67.0	72.0	-	-
14/11/19 19:00	12	77.5	77.2	66.6	-	77.5	-
14/11/19 20:00	10	76.5	76.3	63.7	-	76.5	-
14/11/19 21:00	7	76.7	76.3	66.1	-	76.7	-
14/11/19 22:00	6	74.9	74.6	63.9	-	74.9	-
14/11/19 23:00	1	76.7	76.3	66.4	-	-	76.7
15/11/19 0:00	-	61.2	-	61.3	-	-	61.2
15/11/19 1:00	-	57.7	-	57.7	-	-	57.7
15/11/19 2:00	-	63.2	-	63.3	-	-	63.2
15/11/19 3:00	-	63.1	-	63.1	-	-	63.1
15/11/19 4:00	-	59.3	-	59.3	-	-	59.3
15/11/19 5:00	-	61.6	-	61.6	-	-	61.6
15/11/19 6:00	12	79.1	78.8	70.7	-	-	79.1
	175	**73.5**	**73.1**	**63.7**	**72.7**	**76.5**	**72.3**

Location: Mid Runway NMT # 3

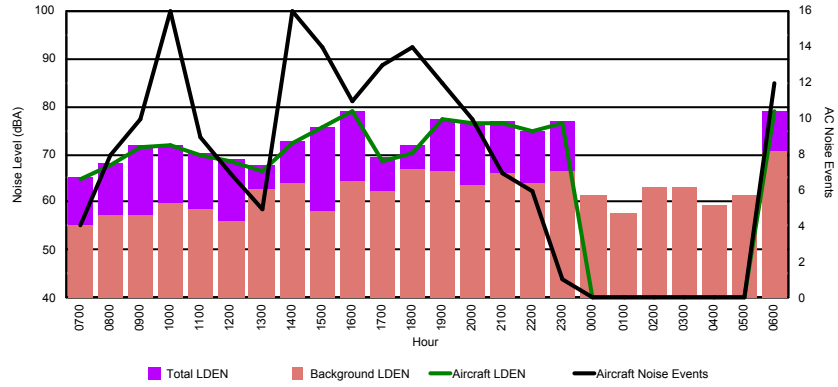

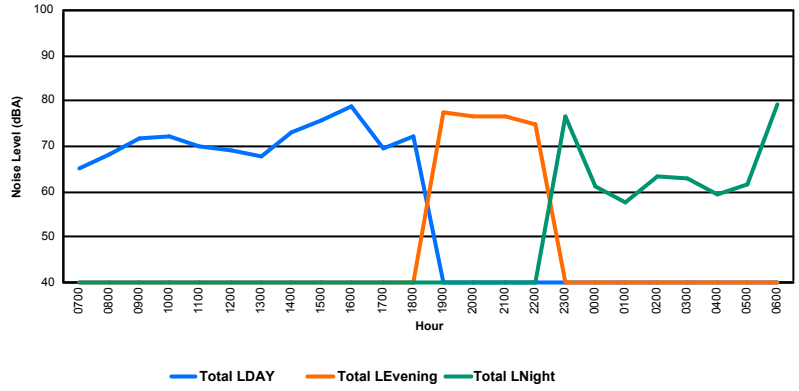

LE GOUVERNEMENT
DU GRAND-DUCHÉ DE LUXEMBOURG
Administration de la navigation aérienne

Luxembourg Airport

Noise Distribution by Hour

Between 14/11/2019 00:00:00 and 14/11/2019 23:59:59 (Local Time)

Day	Aircraft Events	Total LDEN dB (A)	Aircraft LDEN dB(A)	Background LDEN dB(A)	Total LDay dB(A)	Total LEvening dB(A)	Total LNight dB (A)
14/11/19 7:00	5	67.7	65.8	66.8	67.7	-	-
14/11/19 8:00	8	65.3	62.3	66.0	65.3	-	-
14/11/19 9:00	17	70.3	69.6	64.4	70.3	-	-
14/11/19 10:00	16	67.9	66.4	64.0	67.9	-	-
14/11/19 11:00	11	71.2	70.5	65.0	71.2	-	-
14/11/19 12:00	11	67.3	65.0	65.2	67.3	-	-
14/11/19 13:00	7	67.8	66.0	64.3	67.8	-	-
14/11/19 14:00	18	68.9	67.7	63.9	68.9	-	-
14/11/19 15:00	8	67.2	65.4	62.8	67.2	-	-
14/11/19 16:00	5	67.7	66.5	61.9	67.7	-	-
14/11/19 17:00	9	64.4	61.5	61.6	64.4	-	-
14/11/19 18:00	12	71.0	70.4	62.9	71.0	-	-
14/11/19 19:00	11	76.1	75.5	67.5	-	76.1	-
14/11/19 20:00	6	72.8	71.8	66.3	-	72.8	-
14/11/19 21:00	10	71.3	69.6	66.7	-	71.3	-
14/11/19 22:00	19	72.3	71.4	66.5	-	72.3	-
14/11/19 23:00	1	74.9	73.4	69.4	-	-	74.9
15/11/19 0:00	-	66.5	-	67.5	-	-	66.5
15/11/19 1:00	-	64.3	-	64.9	-	-	64.3
15/11/19 2:00	-	64.9	-	65.5	-	-	64.9
15/11/19 3:00	-	65.9	-	66.2	-	-	65.9
15/11/19 4:00	-	67.3	-	68.0	-	-	67.3
15/11/19 5:00	-	70.4	-	71.8	-	-	70.4
15/11/19 6:00	7	76.1	74.0	76.1	-	-	76.1
	181	**70.6**	**68.8**	**67.6**	**68.5**	**73.5**	**71.1**

Location: NDB-Hamm NMT # 4

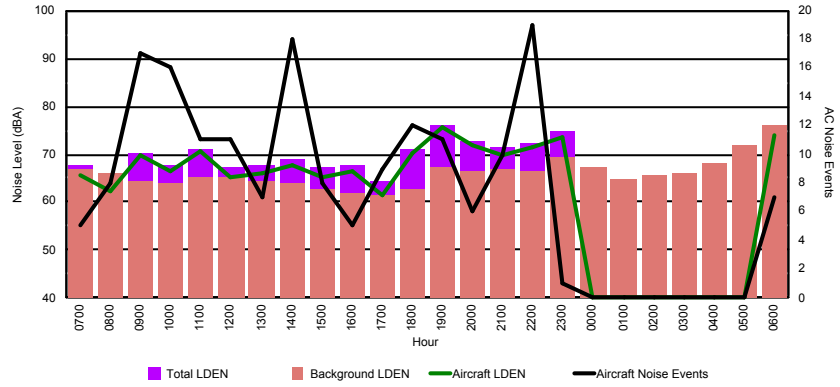

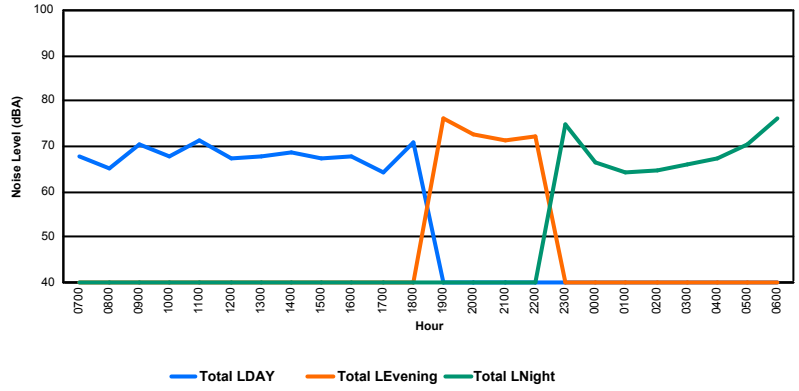

LE GOUVERNEMENT
DU GRAND-DUCHÉ DE LUXEMBOURG
Administration de la navigation aérienne

Luxembourg Airport

Noise Distribution by Hour

Between 15/11/2019 00:00:00 and 15/11/2019 23:59:59 (Local Time)

Day	Aircraft Events	Total LDEN dB (A)	Aircraft LDEN dB(A)	Background LDEN dB(A)	Total LDay dB(A)	Total LEvening dB(A)	Total LNight dB (A)
15/11/19 7:00	3	55.8	55.4	45.8	55.8	-	-
15/11/19 8:00	5	53.8	52.1	49.1	53.8	-	-
15/11/19 9:00	10	57.5	56.5	51.2	57.5	-	-
15/11/19 10:00	8	58.0	57.1	50.9	58.0	-	-
15/11/19 11:00	7	60.6	60.3	50.1	60.6	-	-
15/11/19 12:00	-	51.7	-	51.7	51.7	-	-
15/11/19 13:00	14	61.5	60.3	55.6	61.5	-	-
15/11/19 14:00	4	56.2	52.1	54.1	56.2	-	-
15/11/19 15:00	4	56.2	52.2	54.1	56.2	-	-
15/11/19 16:00	10	61.6	60.9	54.5	61.6	-	-
15/11/19 17:00	12	58.9	57.5	53.2	58.9	-	-
15/11/19 18:00	10	58.1	56.6	53.0	58.1	-	-
15/11/19 19:00	6	59.8	56.7	57.0	-	59.8	-
15/11/19 20:00	6	61.0	58.7	57.5	-	61.0	-
15/11/19 21:00	4	60.5	58.6	56.2	-	60.5	-
15/11/19 22:00	14	63.0	61.8	57.5	-	63.0	-
15/11/19 23:00	4	69.2	68.8	59.0	-	-	69.2
16/11/19 0:00	-	58.5	-	58.2	-	-	58.5
16/11/19 1:00	-	57.8	-	58.3	-	-	57.8
16/11/19 2:00	-	57.9	-	58.0	-	-	57.9
16/11/19 3:00	-	57.7	-	57.8	-	-	57.7
16/11/19 4:00	-	57.4	-	57.5	-	-	57.4
16/11/19 5:00	-	57.4	-	57.4	-	-	57.4
16/11/19 6:00	3	69.4	68.9	60.1	-	-	69.4
	124	**61.5**	**60.2**	**56.1**	**58.4**	**61.2**	**64.1**

Location: Roodt/Syr NMT # 1

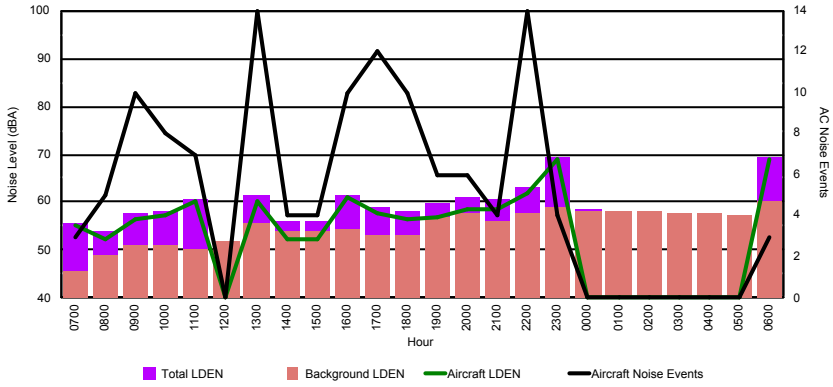

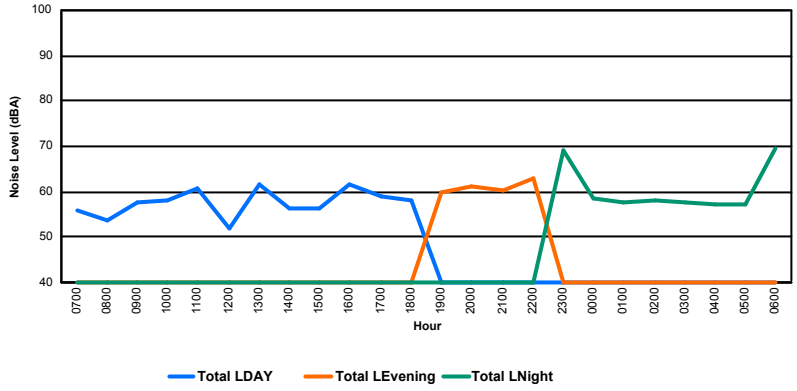

LE GOUVERNEMENT
DU GRAND-DUCHÉ DE LUXEMBOURG
Administration de la navigation aérienne

Luxembourg Airport

Noise Distribution by Hour

Between 15/11/2019 00:00:00 and 15/11/2019 23:59:59 (Local Time)

Day	Aircraft Events	Total LDEN dB (A)	Aircraft LDEN dB(A)	Background LDEN dB(A)	Total LDay dB(A)	Total LEvening dB(A)	Total LNight dB (A)
15/11/19 7:00	8	65.2	65.0	52.0	65.2	-	-
15/11/19 8:00	7	64.9	64.6	53.6	64.9	-	-
15/11/19 9:00	10	69.1	69.0	52.9	69.1	-	-
15/11/19 10:00	9	71.6	71.6	53.9	71.6	-	-
15/11/19 11:00	6	74.5	74.4	55.9	74.5	-	-
15/11/19 12:00	-	54.7	-	54.7	54.7	-	-
15/11/19 13:00	14	73.9	73.9	57.4	73.9	-	-
15/11/19 14:00	4	64.3	63.5	56.5	64.3	-	-
15/11/19 15:00	5	66.7	66.3	56.0	66.7	-	-
15/11/19 16:00	12	73.0	72.9	57.6	73.0	-	-
15/11/19 17:00	13	71.0	70.9	57.1	71.0	-	-
15/11/19 18:00	10	69.8	69.5	56.6	69.8	-	-
15/11/19 19:00	7	70.4	70.0	59.4	-	70.4	-
15/11/19 20:00	6	71.3	71.1	58.0	-	71.3	-
15/11/19 21:00	4	71.6	71.4	57.1	-	71.6	-
15/11/19 22:00	13	73.9	73.8	58.0	-	73.9	-
15/11/19 23:00	5	81.7	81.7	60.9	-	-	81.7
16/11/19 0:00	-	58.6	-	58.6	-	-	58.6
16/11/19 1:00	-	56.7	-	56.7	-	-	56.7
16/11/19 2:00	-	55.7	-	55.7	-	-	55.7
16/11/19 3:00	-	55.0	-	55.0	-	-	55.0
16/11/19 4:00	-	54.7	-	54.7	-	-	54.7
16/11/19 5:00	-	57.4	-	57.4	-	-	57.4
16/11/19 6:00	3	84.0	83.9	61.7	-	-	84.0
	136	**74.0**	**73.8**	**57.2**	**70.4**	**72.0**	**77.0**

Location: DVOR NMT # 2

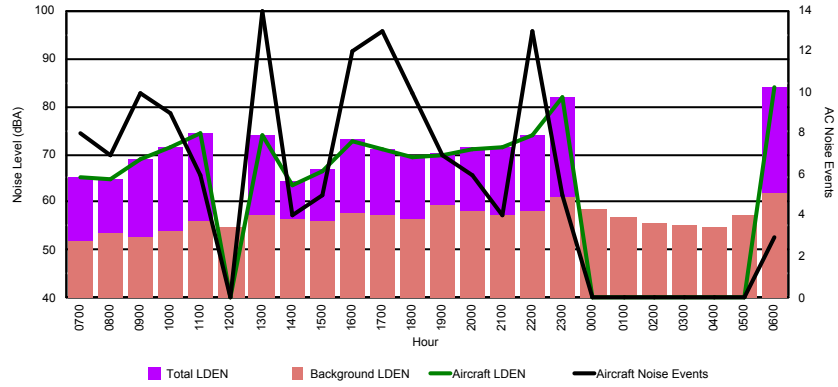

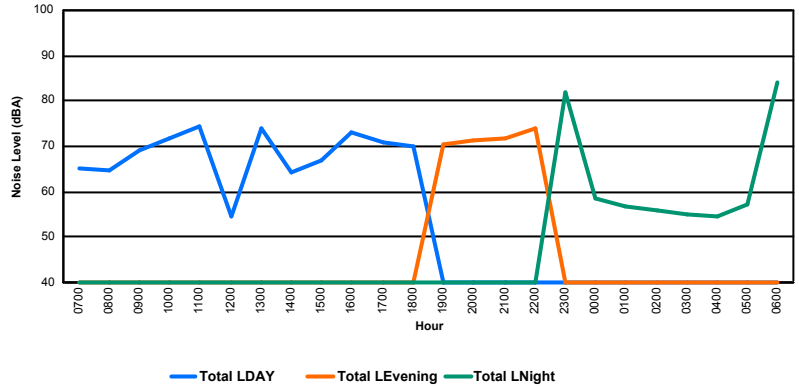

LE GOUVERNEMENT
DU GRAND-DUCHÉ DE LUXEMBOURG
Administration de la navigation aérienne

Luxembourg Airport

Noise Distribution by Hour

Between 15/11/2019 00:00:00 and 15/11/2019 23:59:59 (Local Time)

Day	Aircraft Events	Total LDEN dB (A)	Aircraft LDEN dB(A)	Background LDEN dB(A)	Total LDay dB(A)	Total LEvening dB(A)	Total LNight dB (A)
15/11/19 7:00	7	70.9	70.6	59.4	70.9	-	-
15/11/19 8:00	10	67.1	66.8	55.9	67.1	-	-
15/11/19 9:00	14	68.4	68.0	58.9	68.4	-	-
15/11/19 10:00	15	70.6	70.3	60.0	70.6	-	-
15/11/19 11:00	15	75.2	75.0	62.6	75.2	-	-
15/11/19 12:00	1	61.7	61.2	51.5	61.7	-	-
15/11/19 13:00	12	73.4	72.6	65.8	73.4	-	-
15/11/19 14:00	9	71.2	70.2	64.2	71.2	-	-
15/11/19 15:00	11	71.3	70.7	62.2	71.3	-	-
15/11/19 16:00	15	73.0	72.5	63.8	73.0	-	-
15/11/19 17:00	17	72.6	71.8	65.0	72.6	-	-
15/11/19 18:00	14	69.4	67.2	65.5	69.4	-	-
15/11/19 19:00	14	77.0	75.5	71.7	-	77.0	-
15/11/19 20:00	9	75.9	75.7	61.1	-	75.9	-
15/11/19 21:00	8	76.5	75.8	68.3	-	76.5	-
15/11/19 22:00	12	73.9	72.0	69.5	-	73.9	-
15/11/19 23:00	6	77.3	77.2	62.0	-	-	77.3
16/11/19 0:00	1	76.1	76.0	56.9	-	-	76.1
16/11/19 1:00	-	55.7	-	55.7	-	-	55.7
16/11/19 2:00	-	55.7	-	55.7	-	-	55.7
16/11/19 3:00	-	55.9	-	55.9	-	-	55.9
16/11/19 4:00	-	57.6	-	57.6	-	-	57.6
16/11/19 5:00	-	59.5	-	59.5	-	-	59.5
16/11/19 6:00	9	80.7	80.1	72.3	-	-	80.7
	199	**73.5**	**72.9**	**65.0**	**71.4**	**76.0**	**74.3**

Location: Mid Runway NMT # 3

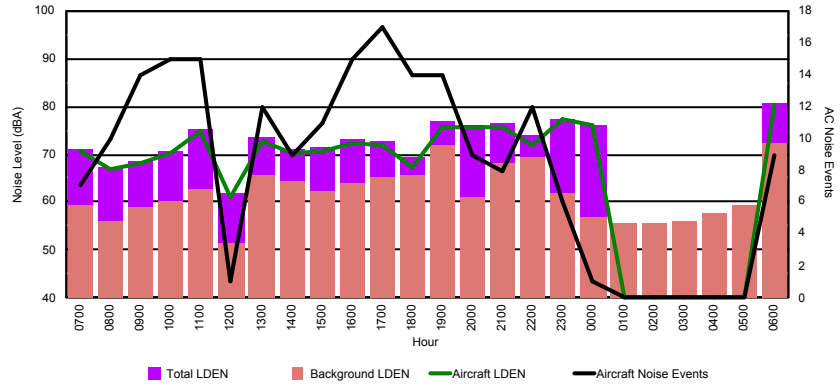

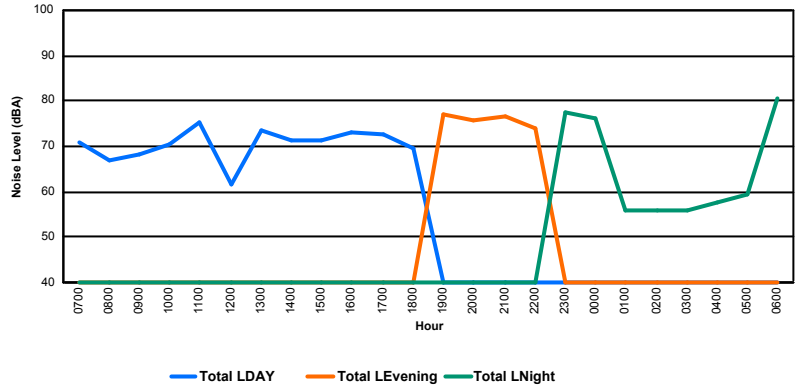

LE GOUVERNEMENT
DU GRAND-DUCHÉ DE LUXEMBOURG
Administration de la navigation aérienne

Luxembourg Airport

Noise Distribution by Hour

Between 15/11/2019 00:00:00 and 15/11/2019 23:59:59 (Local Time)

Day	Aircraft Events	Total LDEN dB (A)	Aircraft LDEN dB(A)	Background LDEN dB(A)	Total LDay dB(A)	Total LEvening dB(A)	Total LNight dB (A)
15/11/19 7:00	4	66.0	63.1	66.2	66.0	-	-
15/11/19 8:00	8	66.1	64.4	69.0	66.1	-	-
15/11/19 9:00	5	71.6	66.6	70.3	71.6	-	-
15/11/19 10:00	12	66.3	63.7	63.9	66.3	-	-
15/11/19 11:00	10	68.7	67.5	63.8	68.7	-	-
15/11/19 12:00	1	65.6	61.9	63.9	65.6	-	-
15/11/19 13:00	7	68.9	67.5	64.3	68.9	-	-
15/11/19 14:00	10	69.0	67.8	64.1	69.0	-	-
15/11/19 15:00	12	65.7	62.9	63.2	65.7	-	-
15/11/19 16:00	8	71.2	70.7	61.5	71.2	-	-
15/11/19 17:00	8	70.1	69.6	60.9	70.1	-	-
15/11/19 18:00	9	65.3	62.7	62.2	65.3	-	-
15/11/19 19:00	11	72.2	71.0	66.6	-	72.2	-
15/11/19 20:00	7	71.7	70.6	65.5	-	71.7	-
15/11/19 21:00	6	72.3	71.4	65.5	-	72.3	-
15/11/19 22:00	1	67.9	63.8	66.1	-	67.9	-
15/11/19 23:00	1	75.7	74.5	69.6	-	-	75.7
16/11/19 0:00	2	78.5	77.7	85.4	-	-	78.5
16/11/19 1:00	-	67.8	-	68.9	-	-	67.8
16/11/19 2:00	-	67.2	-	68.2	-	-	67.2
16/11/19 3:00	-	65.6	-	65.9	-	-	65.6
16/11/19 4:00	-	66.8	-	67.5	-	-	66.8
16/11/19 5:00	-	69.1	-	70.5	-	-	69.1
16/11/19 6:00	5	75.6	74.4	71.4	-	-	75.6
	127	**71.1**	**69.4**	**72.8**	**68.5**	**71.3**	**73.3**

Location: NDB-Hamm NMT # 4

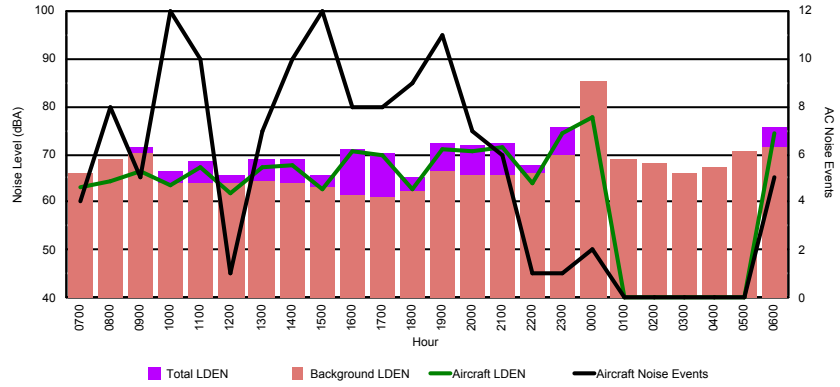

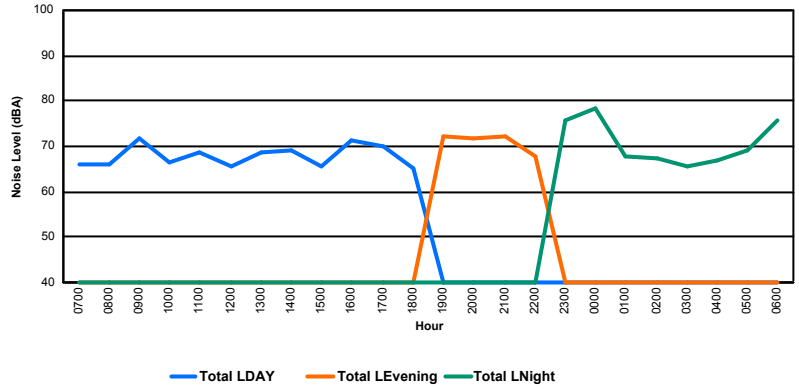

LE GOUVERNEMENT
DU GRAND-DUCHÉ DE LUXEMBOURG
Administration de la navigation aérienne

Luxembourg Airport

Noise Distribution by Hour

Between 16/11/2019 00:00:00 and 16/11/2019 23:59:59 (Local Time)

Day	Aircraft Events	Total LDEN dB (A)	Aircraft LDEN dB(A)	Background LDEN dB(A)	Total LDay dB(A)	Total LEvening dB(A)	Total LNight dB (A)
16/11/19 7:00	2	57.2	56.8	47.4	57.2	-	-
16/11/19 8:00	2	56.1	54.8	50.5	56.1	-	-
16/11/19 9:00	6	59.4	58.7	51.6	59.4	-	-
16/11/19 10:00	10	57.2	55.5	52.7	57.2	-	-
16/11/19 11:00	2	57.5	56.3	51.0	57.5	-	-
16/11/19 12:00	7	61.3	60.4	54.5	61.3	-	-
16/11/19 13:00	5	57.9	56.4	52.8	57.9	-	-
16/11/19 14:00	10	61.5	60.7	54.2	61.5	-	-
16/11/19 15:00	5	58.0	57.3	50.0	58.0	-	-
16/11/19 16:00	-	47.3	-	47.3	47.3	-	-
16/11/19 17:00	2	50.0	46.4	47.6	50.0	-	-
16/11/19 18:00	5	60.7	60.4	48.9	60.7	-	-
16/11/19 19:00	-	52.6	-	52.6	-	52.6	-
16/11/19 20:00	2	65.6	65.2	54.4	-	65.6	-
16/11/19 21:00	3	60.0	59.0	53.2	-	60.0	-
16/11/19 22:00	3	65.8	65.7	51.7	-	65.8	-
16/11/19 23:00	2	71.3	71.2	55.7	-	-	71.3
17/11/19 0:00	-	54.7	-	54.8	-	-	54.7
17/11/19 1:00	-	53.7	-	53.7	-	-	53.7
17/11/19 2:00	-	53.7	-	53.8	-	-	53.7
17/11/19 3:00	-	53.4	-	53.4	-	-	53.4
17/11/19 4:00	-	55.0	-	55.0	-	-	55.0
17/11/19 5:00	-	54.9	-	54.9	-	-	54.9
17/11/19 6:00	4	65.1	64.4	56.9	-	-	65.1
	70	**61.7**	**61.0**	**53.1**	**58.4**	**63.3**	**63.6**

Location: Roodt/Syr NMT # 1

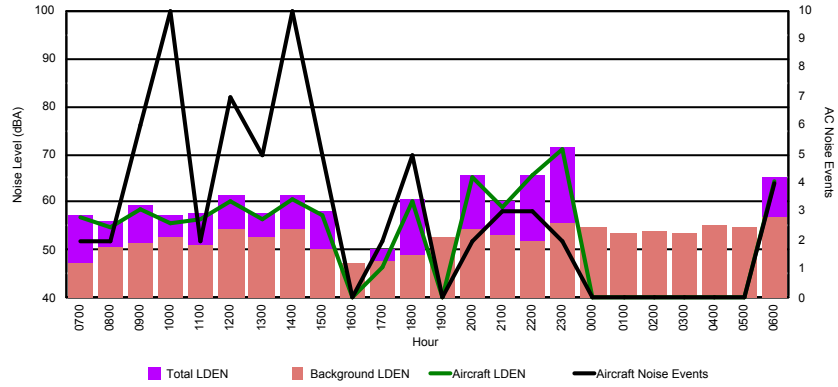

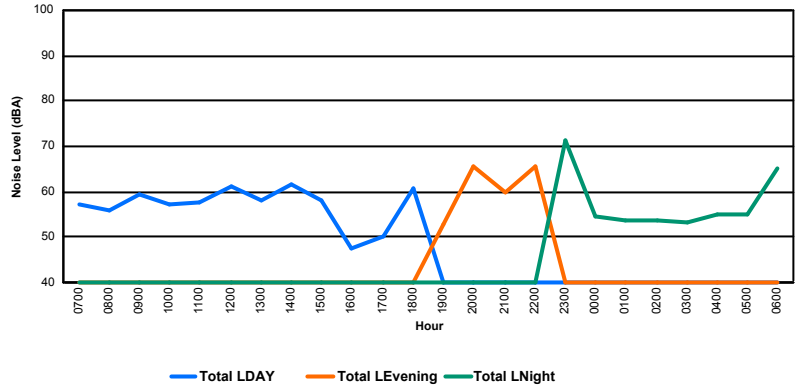

LE GOUVERNEMENT
DU GRAND-DUCHÉ DE LUXEMBOURG
Administration de la navigation aérienne

Luxembourg Airport

Noise Distribution by Hour

Between 16/11/2019 00:00:00 and 16/11/2019 23:59:59 (Local Time)

Day	Aircraft Events	Total LDEN dB (A)	Aircraft LDEN dB(A)	Background LDEN dB(A)	Total LDay dB(A)	Total LEvening dB(A)	Total LNight dB (A)
16/11/19 7:00	6	68.3	68.3	53.8	68.3	-	-
16/11/19 8:00	2	66.3	66.0	52.2	66.3	-	-
16/11/19 9:00	6	71.2	71.1	54.5	71.2	-	-
16/11/19 10:00	11	69.2	69.0	55.8	69.2	-	-
16/11/19 11:00	2	68.1	67.9	54.6	68.1	-	-
16/11/19 12:00	10	73.6	73.5	55.0	73.6	-	-
16/11/19 13:00	5	69.2	69.0	54.1	69.2	-	-
16/11/19 14:00	9	74.2	74.2	54.1	74.2	-	-
16/11/19 15:00	6	73.7	73.7	53.3	73.7	-	-
16/11/19 16:00	1	53.7	45.0	53.1	53.7	-	-
16/11/19 17:00	3	60.5	59.5	53.6	60.5	-	-
16/11/19 18:00	6	71.9	71.9	54.7	71.9	-	-
16/11/19 19:00	5	65.1	63.9	59.1	-	65.1	-
16/11/19 20:00	5	76.0	75.9	59.2	-	76.0	-
16/11/19 21:00	5	71.7	71.5	56.9	-	71.7	-
16/11/19 22:00	2	74.3	74.2	56.3	-	74.3	-
16/11/19 23:00	2	82.0	81.9	59.8	-	-	82.0
17/11/19 0:00	-	57.4	-	57.4	-	-	57.4
17/11/19 1:00	-	55.8	-	55.8	-	-	55.8
17/11/19 2:00	-	53.4	-	53.4	-	-	53.4
17/11/19 3:00	-	53.4	-	53.4	-	-	53.4
17/11/19 4:00	-	55.3	-	55.3	-	-	55.3
17/11/19 5:00	-	58.4	-	58.5	-	-	58.4
17/11/19 6:00	5	73.3	73.1	58.9	-	-	73.3
	91	**72.3**	**72.1**	**56.1**	**70.6**	**73.3**	**73.6**

Location: DVOR NMT # 2

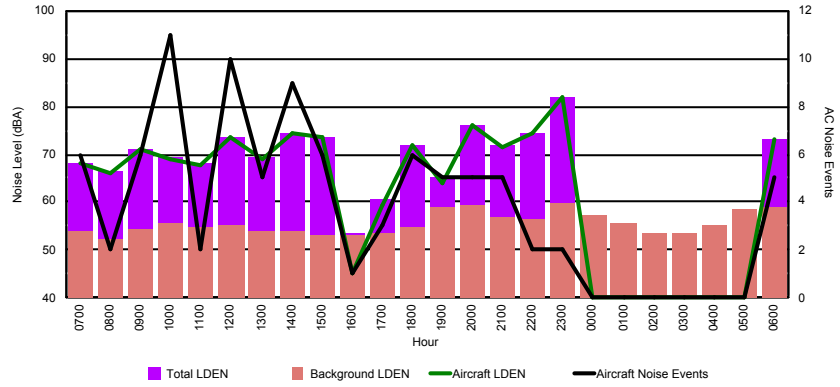

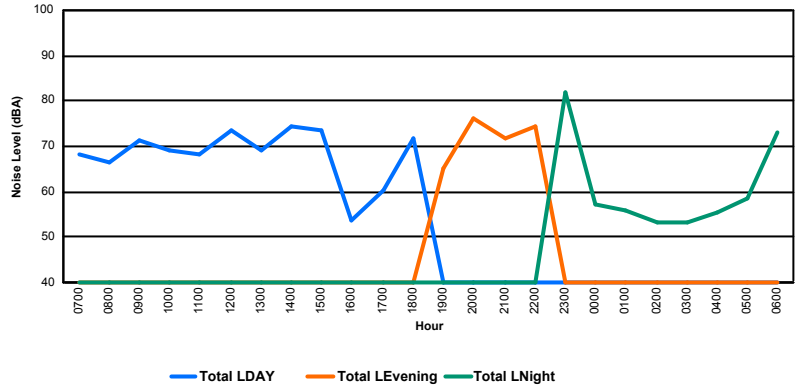

LE GOUVERNEMENT
DU GRAND-DUCHÉ DE LUXEMBOURG
Administration de la navigation aérienne

Luxembourg Airport

Noise Distribution by Hour

Between 16/11/2019 00:00:00 and 16/11/2019 23:59:59 (Local Time)

Day	Aircraft Events	Total LDEN dB (A)	Aircraft LDEN dB(A)	Background LDEN dB(A)	Total LDay dB(A)	Total LEvening dB(A)	Total LNight dB (A)
16/11/19 7:00	13	76.4	76.3	55.3	76.4	-	-
16/11/19 8:00	1	62.9	53.3	62.4	62.9	-	-
16/11/19 9:00	7	69.6	64.2	68.2	69.6	-	-
16/11/19 10:00	12	71.7	68.3	69.2	71.7	-	-
16/11/19 11:00	10	71.9	70.7	65.9	71.9	-	-
16/11/19 12:00	6	77.4	69.0	76.7	77.4	-	-
16/11/19 13:00	11	68.5	67.2	62.8	68.5	-	-
16/11/19 14:00	14	71.1	70.1	64.1	71.1	-	-
16/11/19 15:00	6	66.8	65.4	61.1	66.8	-	-
16/11/19 16:00	4	69.7	68.3	64.1	69.7	-	-
16/11/19 17:00	5	64.9	64.5	53.8	64.9	-	-
16/11/19 18:00	10	70.3	70.0	58.2	70.3	-	-
16/11/19 19:00	6	72.0	71.6	61.2	-	72.0	-
16/11/19 20:00	11	76.9	76.8	63.1	-	76.9	-
16/11/19 21:00	5	75.1	74.9	60.5	-	75.1	-
16/11/19 22:00	2	73.1	72.3	65.4	-	73.1	-
16/11/19 23:00	3	79.3	79.2	64.2	-	-	79.3
17/11/19 0:00	-	56.3	-	56.3	-	-	56.3
17/11/19 1:00	-	55.0	-	55.0	-	-	55.0
17/11/19 2:00	-	54.9	-	54.9	-	-	54.9
17/11/19 3:00	-	56.0	-	56.0	-	-	56.0
17/11/19 4:00	-	57.8	-	57.8	-	-	57.8
17/11/19 5:00	-	61.9	-	62.5	-	-	61.9
17/11/19 6:00	4	77.7	77.1	69.5	-	-	77.7
	130	**72.8**	**71.7**	**66.2**	**71.9**	**74.7**	**72.7**

Location: Mid Runway NMT # 3

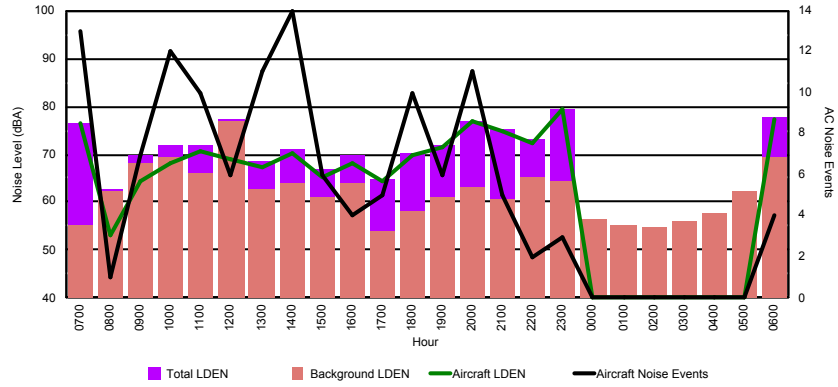

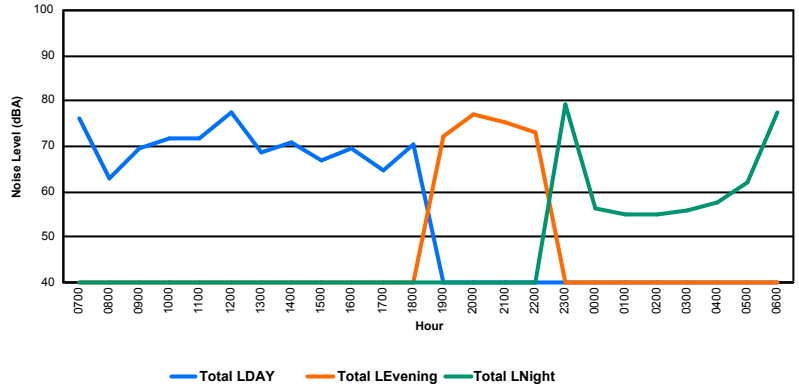

LE GOUVERNEMENT
DU GRAND-DUCHÉ DE LUXEMBOURG
Administration de la navigation aérienne

Luxembourg Airport

Noise Distribution by Hour

Between 16/11/2019 00:00:00 and 16/11/2019 23:59:59 (Local Time)

Day	Aircraft Events	Total LDEN dB (A)	Aircraft LDEN dB(A)	Background LDEN dB(A)	Total LDay dB(A)	Total LEvening dB(A)	Total LNight dB (A)
16/11/19 7:00	13	70.6	70.3	62.4	70.6	-	-
16/11/19 8:00	1	63.0	58.5	64.1	63.0	-	-
16/11/19 9:00	4	63.2	58.4	61.6	63.2	-	-
16/11/19 10:00	7	71.0	70.5	61.6	71.0	-	-
16/11/19 11:00	10	69.4	68.7	61.9	69.4	-	-
16/11/19 12:00	3	68.0	66.8	61.8	68.0	-	-
16/11/19 13:00	5	63.9	60.6	61.4	63.9	-	-
16/11/19 14:00	9	69.3	68.5	62.0	69.3	-	-
16/11/19 15:00	2	66.9	65.4	61.7	66.9	-	-
16/11/19 16:00	8	66.7	65.1	61.7	66.7	-	-
16/11/19 17:00	3	68.5	67.2	62.7	68.5	-	-
16/11/19 18:00	8	67.6	66.0	63.2	67.6	-	-
16/11/19 19:50	-	66.3	-	66.3	-	66.3	-
16/11/19 20:13	7	76.5	76.1	65.6	-	76.5	-
16/11/19 21:00	2	66.5	60.8	65.1	-	66.5	-
16/11/19 22:00	7	72.0	71.0	66.3	-	72.0	-
16/11/19 23:00	2	73.6	69.9	71.9	-	-	73.6
17/11/19 0:00	-	70.0	-	72.1	-	-	70.0
17/11/19 1:00	-	68.1	-	69.5	-	-	68.1
17/11/19 2:00	-	65.0	-	65.9	-	-	65.0
17/11/19 3:00	-	64.3	-	64.5	-	-	64.3
17/11/19 4:00	-	63.9	-	64.1	-	-	63.9
17/11/19 5:00	-	66.4	-	66.8	-	-	66.4
17/11/19 6:00	3	74.2	73.4	67.7	-	-	74.2
	94	**69.6**	**67.7**	**66.0**	**68.0**	**72.8**	**69.9**

Location: NDB-Hamm NMT # 4

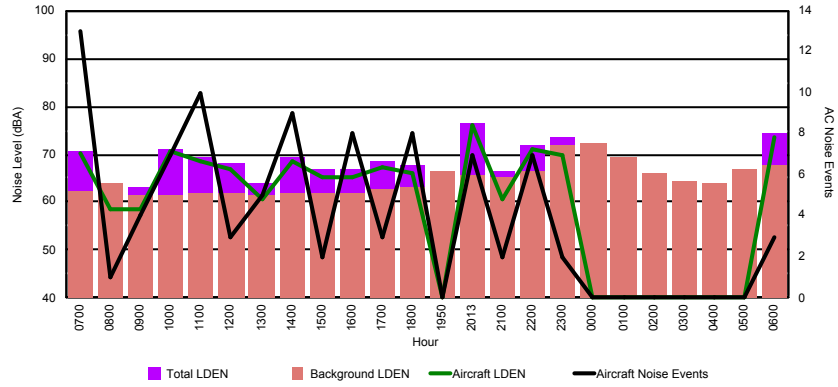

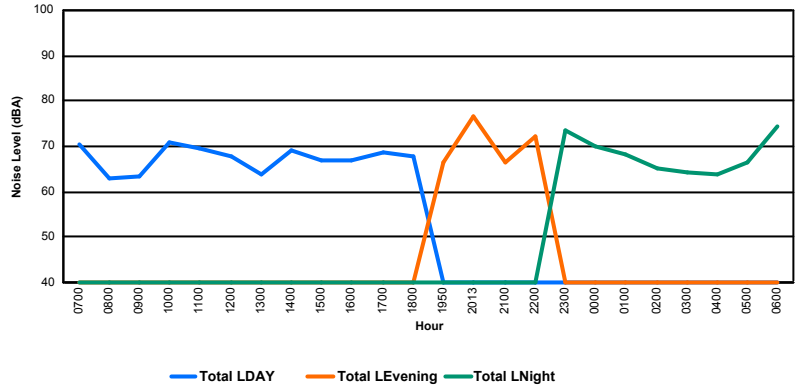

LE GOUVERNEMENT
DU GRAND-DUCHÉ DE LUXEMBOURG
Administration de la navigation aérienne

Luxembourg Airport

Noise Distribution by Hour

Between 17/11/2019 00:00:00 and 17/11/2019 23:59:59 (Local Time)

Day	Aircraft Events	Total LDEN dB (A)	Aircraft LDEN dB(A)	Background LDEN dB(A)	Total LDay dB(A)	Total LEvening dB(A)	Total LNight dB (A)
17/11/19 7:00	4	58.4	58.2	46.1	58.4	-	-
17/11/19 8:00	3	57.2	56.8	46.1	57.2	-	-
17/11/19 9:00	2	56.9	55.9	49.9	56.9	-	-
17/11/19 10:00	-	48.3	-	48.3	48.3	-	-
17/11/19 11:00	5	58.8	58.0	51.3	58.8	-	-
17/11/19 12:00	2	53.6	49.6	51.4	53.6	-	-
17/11/19 13:00	-	50.3	-	50.3	50.3	-	-
17/11/19 14:00	-	51.5	-	51.5	51.5	-	-
17/11/19 15:00	1	58.8	57.1	53.9	58.8	-	-
17/11/19 16:00	3	56.9	55.5	51.3	56.9	-	-
17/11/19 17:00	7	60.9	60.2	52.8	60.9	-	-
17/11/19 18:00	6	62.0	61.3	53.9	62.0	-	-
17/11/19 19:00	2	65.2	64.4	57.4	-	65.2	-
17/11/19 20:00	4	64.0	62.6	58.6	-	64.0	-
17/11/19 21:00	5	62.5	60.9	57.6	-	62.5	-
17/11/19 22:00	3	61.6	60.1	56.6	-	61.6	-
17/11/19 23:00	1	65.4	64.2	59.3	-	-	65.4
18/11/19 0:00	-	56.1	-	56.2	-	-	56.1
18/11/19 1:00	1	63.6	63.0	55.0	-	-	63.6
18/11/19 2:00	1	66.0	65.6	55.4	-	-	66.0
18/11/19 3:00	-	56.9	-	57.0	-	-	56.9
18/11/19 4:00	-	55.9	-	55.9	-	-	55.9
18/11/19 5:00	2	66.4	66.1	55.8	-	-	66.4
18/11/19 6:00	2	69.6	69.2	58.3	-	-	69.6
	54	**62.3**	**61.4**	**55.1**	**57.7**	**63.5**	**64.9**

Location: Roodt/Syr NMT # 1

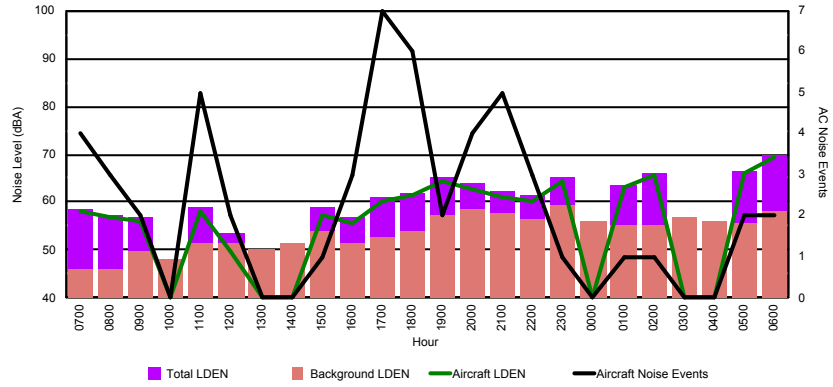

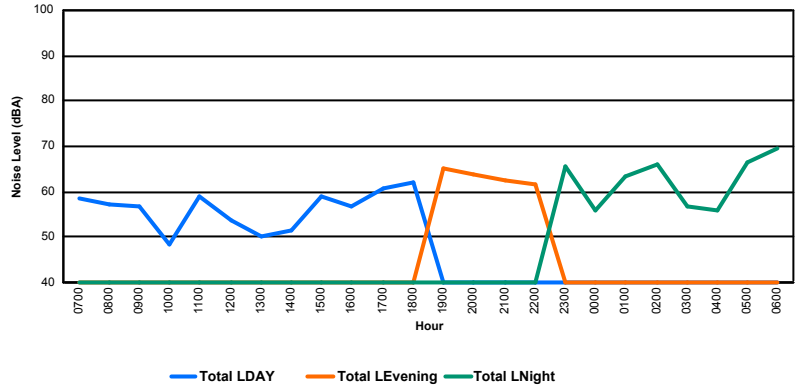

LE GOUVERNEMENT
DU GRAND-DUCHÉ DE LUXEMBOURG
Administration de la navigation aérienne

Luxembourg Airport

Noise Distribution by Hour

Between 17/11/2019 00:00:00 and 17/11/2019 23:59:59 (Local Time)

Day	Aircraft Events	Total LDEN dB (A)	Aircraft LDEN dB(A)	Background LDEN dB(A)	Total LDay dB(A)	Total LEvening dB(A)	Total LNight dB (A)
17/11/19 7:00	4	68.7	68.6	46.3	68.7	-	-
17/11/19 8:00	4	67.1	67.0	48.9	67.1	-	-
17/11/19 9:00	3	65.0	65.0	45.9	65.0	-	-
17/11/19 10:00	1	56.6	56.0	47.3	56.6	-	-
17/11/19 11:00	7	68.9	68.8	50.1	68.9	-	-
17/11/19 12:00	5	59.1	58.5	50.1	59.1	-	-
17/11/19 13:00	2	55.6	54.8	48.3	55.6	-	-
17/11/19 14:00	6	54.5	52.4	50.5	54.5	-	-
17/11/19 15:00	3	65.5	65.5	48.7	65.5	-	-
17/11/19 16:00	5	63.4	63.2	49.5	63.4	-	-
17/11/19 17:00	11	68.4	68.3	51.5	68.4	-	-
17/11/19 18:00	14	70.9	70.9	52.4	70.9	-	-
17/11/19 19:00	6	75.8	75.7	56.1	-	75.8	-
17/11/19 20:00	10	76.8	76.8	56.8	-	76.8	-
17/11/19 21:00	7	71.9	71.8	53.8	-	71.9	-
17/11/19 22:00	3	71.6	71.5	53.8	-	71.6	-
17/11/19 23:00	1	76.3	76.3	57.2	-	-	76.3
18/11/19 0:00	-	54.5	-	54.5	-	-	54.5
18/11/19 1:00	1	75.3	75.3	53.9	-	-	75.3
18/11/19 2:00	1	77.0	76.9	54.5	-	-	77.0
18/11/19 3:00	-	54.1	-	54.1	-	-	54.1
18/11/19 4:00	-	54.7	-	54.7	-	-	54.7
18/11/19 5:00	2	77.0	77.0	58.3	-	-	77.0
18/11/19 6:00	5	83.7	83.6	67.5	-	-	83.7
	101	**73.8**	**73.7**	**56.5**	**66.2**	**74.6**	**77.1**

Location: DVOR NMT # 2

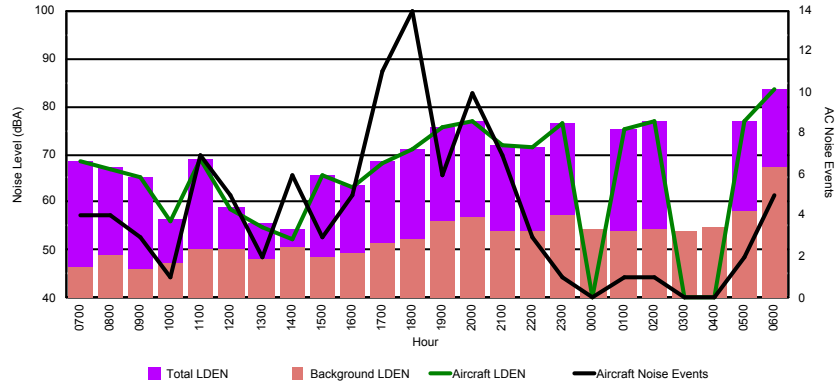

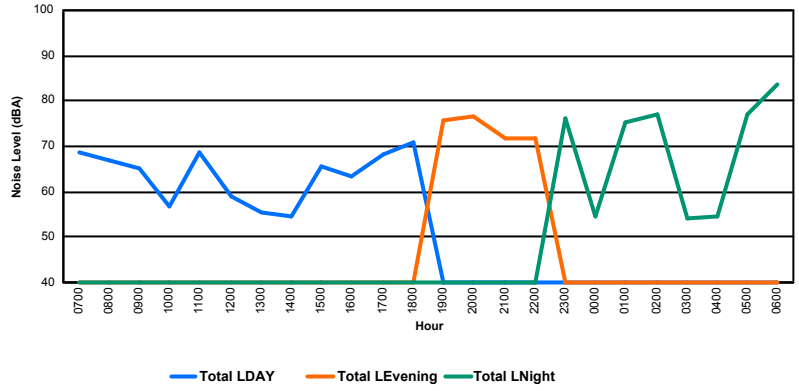

LE GOUVERNEMENT
DU GRAND-DUCHÉ DE LUXEMBOURG
Administration de la navigation aérienne

Luxembourg Airport

Noise Distribution by Hour

Between 17/11/2019 00:00:00 and 17/11/2019 23:59:59 (Local Time)

Day	Aircraft Events	Total LDEN dB (A)	Aircraft LDEN dB(A)	Background LDEN dB(A)	Total LDay dB(A)	Total LEvening dB(A)	Total LNight dB (A)
17/11/19 7:00	4	68.2	67.6	59.5	68.2	-	-
17/11/19 8:00	8	70.4	69.6	63.0	70.4	-	-
17/11/19 9:00	2	66.5	65.8	58.5	66.5	-	-
17/11/19 10:00	1	61.5	58.6	58.5	61.5	-	-
17/11/19 11:00	13	71.6	71.4	58.4	71.6	-	-
17/11/19 12:00	5	67.3	66.9	57.1	67.3	-	-
17/11/19 13:00	4	63.9	60.7	61.2	63.9	-	-
17/11/19 14:00	10	73.4	73.2	60.1	73.4	-	-
17/11/19 15:00	4	68.2	67.3	61.5	68.2	-	-
17/11/19 16:00	10	67.5	67.1	57.9	67.5	-	-
17/11/19 17:00	14	73.6	73.3	63.7	73.6	-	-
17/11/19 18:00	22	73.7	73.2	65.2	73.7	-	-
17/11/19 19:00	9	75.9	75.4	66.5	-	75.9	-
17/11/19 20:00	11	78.6	77.7	71.9	-	78.6	-
17/11/19 21:00	7	75.7	75.2	66.1	-	75.7	-
17/11/19 22:00	10	74.6	74.2	65.3	-	74.6	-
17/11/19 23:00	5	77.1	76.6	66.7	-	-	77.1
18/11/19 0:00	-	58.0	-	58.0	-	-	58.0
18/11/19 1:00	-	67.9	-	68.1	-	-	67.9
18/11/19 2:00	1	67.5	65.9	62.5	-	-	67.5
18/11/19 3:00	-	58.3	-	58.4	-	-	58.3
18/11/19 4:00	-	59.2	-	59.2	-	-	59.2
18/11/19 5:00	1	68.0	64.5	65.5	-	-	68.0
18/11/19 6:00	13	82.2	81.1	77.0	-	-	82.2
	154	**73.5**	**72.7**	**66.7**	**70.2**	**76.5**	**74.7**

Location: Mid Runway NMT # 3

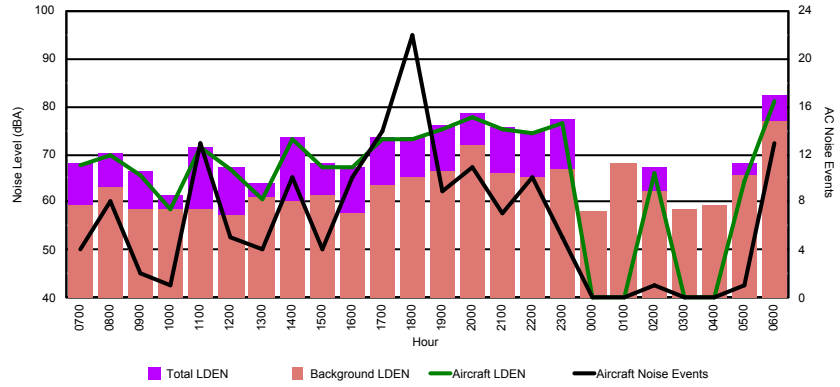

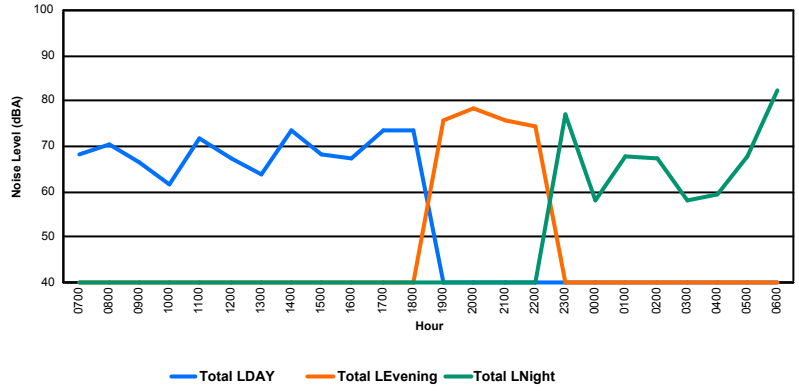

LE GOUVERNEMENT
DU GRAND-DUCHÉ DE LUXEMBOURG
Administration de la navigation aérienne

Luxembourg Airport

Noise Distribution by Hour

Between 17/11/2019 00:00:00 and 17/11/2019 23:59:59 (Local Time)

Day	Aircraft Events	Total LDEN dB (A)	Aircraft LDEN dB(A)	Background LDEN dB(A)	Total LDay dB(A)	Total LEvening dB(A)	Total LNight dB (A)
17/11/19 7:00	3	57.8	53.1	56.7	57.8	-	-
17/11/19 8:00	6	69.7	69.4	58.3	69.7	-	-
17/11/19 9:00	3	64.2	62.6	59.2	64.2	-	-
17/11/19 10:00	5	64.2	62.3	59.8	64.2	-	-
17/11/19 11:00	6	72.1	71.8	60.7	72.1	-	-
17/11/19 12:00	3	63.8	61.7	59.8	63.8	-	-
17/11/19 13:00	5	70.5	70.1	59.3	70.5	-	-
17/11/19 14:00	9	69.5	69.0	59.9	69.5	-	-
17/11/19 15:00	7	66.8	65.8	60.1	66.8	-	-
17/11/19 16:00	7	65.9	64.6	60.1	65.9	-	-
17/11/19 17:00	11	67.4	66.3	61.2	67.4	-	-
17/11/19 18:00	10	72.7	72.4	60.7	72.7	-	-
17/11/19 19:00	6	70.8	69.6	65.0	-	70.8	-
17/11/19 20:00	7	76.9	76.6	65.1	-	76.9	-
17/11/19 21:00	3	68.0	66.5	62.8	-	68.0	-
17/11/19 22:00	16	75.6	75.4	62.9	-	75.6	-
17/11/19 23:00	3	72.4	71.3	66.1	-	-	72.4
18/11/19 0:00	-	63.4	-	64.0	-	-	63.4
18/11/19 1:00	-	62.1	-	62.6	-	-	62.1
18/11/19 2:00	-	62.4	-	63.0	-	-	62.4
18/11/19 3:00	-	64.1	-	64.3	-	-	64.1
18/11/19 4:00	-	65.4	-	65.8	-	-	65.4
18/11/19 5:00	-	69.0	-	70.2	-	-	69.0
18/11/19 6:00	12	77.2	76.3	77.1	-	-	77.2
	122	**70.7**	**69.7**	**66.2**	**68.6**	**74.1**	**70.5**

Location: NDB-Hamm NMT # 4

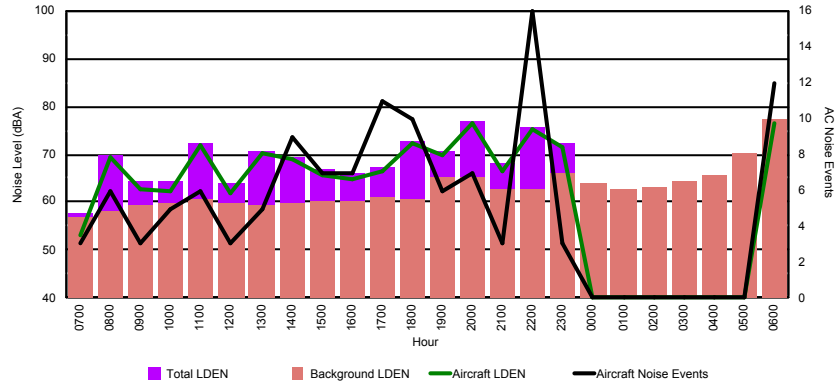

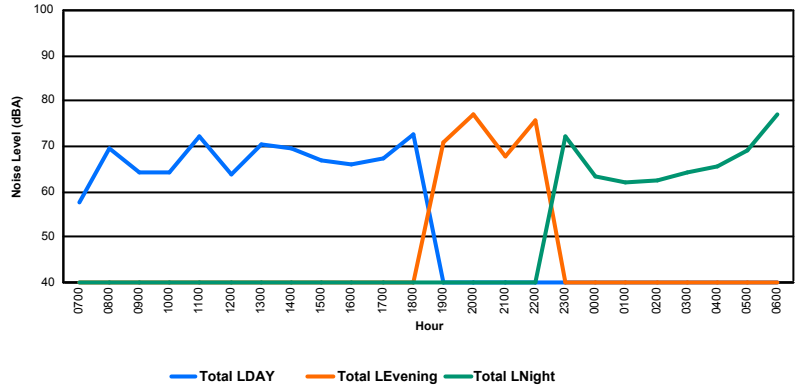

LE GOUVERNEMENT
DU GRAND-DUCHÉ DE LUXEMBOURG
Administration de la navigation aérienne

Luxembourg Airport

Noise Distribution by Hour

Between 18/11/2019 00:00:00 and 18/11/2019 23:59:59 (Local Time)

Day	Aircraft Events	Total LDEN dB (A)	Aircraft LDEN dB(A)	Background LDEN dB(A)	Total LDay dB(A)	Total LEvening dB(A)	Total LNight dB (A)
18/11/19 7:00	4	57.9	57.5	47.5	57.9	-	-
18/11/19 8:00	5	54.3	52.7	49.4	54.3	-	-
18/11/19 9:00	10	60.4	59.6	53.1	60.4	-	-
18/11/19 10:00	11	59.5	58.6	52.6	59.5	-	-
18/11/19 11:00	7	59.2	58.4	52.1	59.2	-	-
18/11/19 12:00	4	57.1	55.2	52.8	57.1	-	-
18/11/19 13:00	3	54.0	48.4	52.7	54.0	-	-
18/11/19 14:00	10	59.5	58.5	53.1	59.5	-	-
18/11/19 15:00	6	57.5	56.2	51.7	57.5	-	-
18/11/19 16:00	6	58.3	57.4	51.2	58.3	-	-
18/11/19 17:00	8	57.0	55.2	52.4	57.0	-	-
18/11/19 18:00	8	56.5	54.6	52.3	56.5	-	-
18/11/19 19:00	5	65.7	65.3	55.0	-	65.7	-
18/11/19 20:00	6	63.9	63.2	55.6	-	63.9	-
18/11/19 21:00	3	57.6	55.6	53.4	-	57.6	-
18/11/19 22:00	10	62.1	61.1	55.5	-	62.1	-
18/11/19 23:00	3	69.2	69.0	56.7	-	-	69.2
19/11/19 0:00	-	53.4	-	53.5	-	-	53.4
19/11/19 1:00	-	51.6	-	51.7	-	-	51.6
19/11/19 2:00	-	50.9	-	51.0	-	-	50.9
19/11/19 3:00	-	52.1	-	52.1	-	-	52.1
19/11/19 4:00	-	58.5	-	58.5	-	-	58.5
19/11/19 5:00	-	59.1	-	59.0	-	-	59.1
19/11/19 6:00	2	68.6	68.1	58.9	-	-	68.6
	111	**61.5**	**60.6**	**54.4**	**58.0**	**63.2**	**63.5**

Location: Roodt/Syr NMT # 1

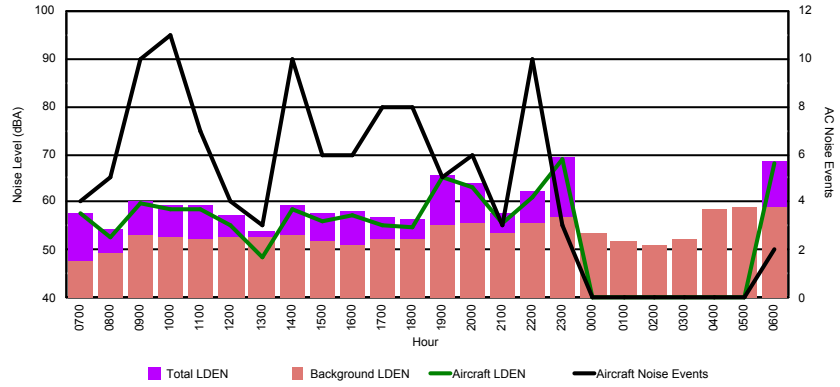

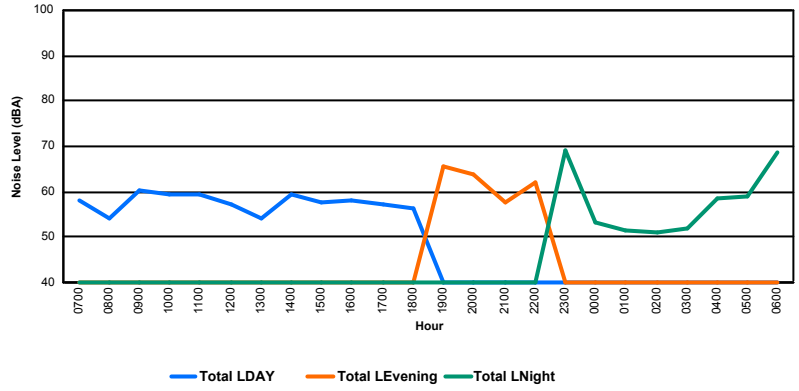

LE GOUVERNEMENT
DU GRAND-DUCHÉ DE LUXEMBOURG
Administration de la navigation aérienne

Luxembourg Airport

Noise Distribution by Hour

Between 18/11/2019 00:00:00 and 18/11/2019 23:59:59 (Local Time)

Day	Aircraft Events	Total LDEN dB (A)	Aircraft LDEN dB(A)	Background LDEN dB(A)	Total LDay dB(A)	Total LEvening dB(A)	Total LNight dB (A)
18/11/19 7:00	6	69.6	69.4	56.2	69.6	-	-
18/11/19 8:00	5	65.3	65.0	53.6	65.3	-	-
18/11/19 9:00	10	73.3	73.3	56.0	73.3	-	-
18/11/19 10:00	13	73.0	72.9	56.9	73.0	-	-
18/11/19 11:00	9	73.5	73.4	57.3	73.5	-	-
18/11/19 12:00	4	68.7	68.4	56.2	68.7	-	-
18/11/19 13:00	3	63.6	62.6	56.9	63.6	-	-
18/11/19 14:00	14	73.6	73.5	58.5	73.6	-	-
18/11/19 15:00	7	70.1	69.9	56.3	70.1	-	-
18/11/19 16:00	7	71.7	71.6	56.9	71.7	-	-
18/11/19 17:00	9	69.5	69.2	57.7	69.5	-	-
18/11/19 18:00	8	68.7	68.3	59.0	68.7	-	-
18/11/19 19:00	5	80.4	80.4	63.0	-	80.4	-
18/11/19 20:00	9	77.9	77.8	61.4	-	77.9	-
18/11/19 21:00	3	70.3	69.7	61.6	-	70.3	-
18/11/19 22:00	13	74.8	74.6	62.2	-	74.8	-
18/11/19 23:00	3	88.5	88.5	63.9	-	-	88.5
19/11/19 0:00	-	58.1	-	58.1	-	-	58.1
19/11/19 1:00	-	56.6	-	56.6	-	-	56.6
19/11/19 2:00	-	55.7	-	55.7	-	-	55.7
19/11/19 3:00	-	54.7	-	54.7	-	-	54.7
19/11/19 4:00	-	58.9	-	58.9	-	-	58.9
19/11/19 5:00	-	61.5	-	61.5	-	-	61.5
19/11/19 6:00	2	82.2	82.1	67.8	-	-	82.2
	130	**77.1**	**77.1**	**60.2**	**71.0**	**77.2**	**80.4**

Location: DVOR NMT # 2

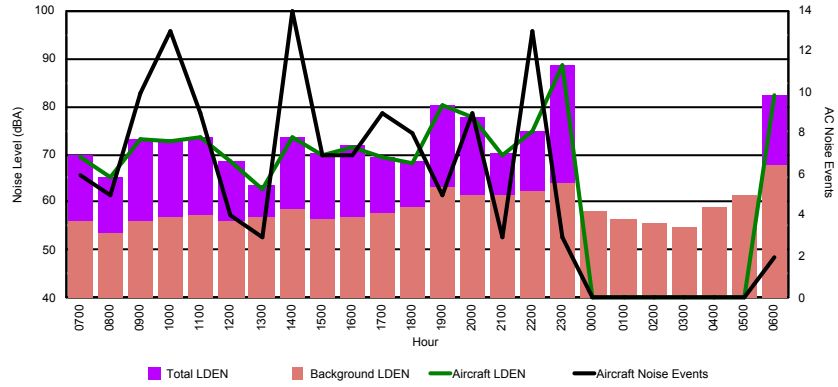

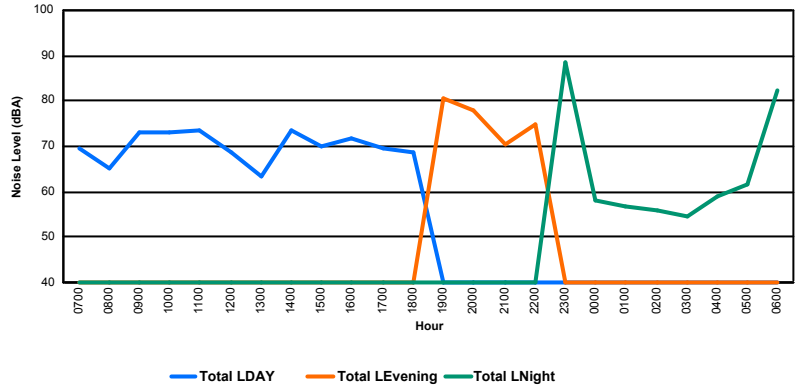

LE GOUVERNEMENT
DU GRAND-DUCHÉ DE LUXEMBOURG
Administration de la navigation aérienne

Luxembourg Airport

Noise Distribution by Hour

Between 18/11/2019 00:00:00 and 18/11/2019 23:59:59 (Local Time)

Day	Aircraft Events	Total LDEN dB (A)	Aircraft LDEN dB(A)	Background LDEN dB(A)	Total LDay dB(A)	Total LEvening dB(A)	Total LNight dB (A)
18/11/19 7:00	11	74.0	73.7	64.2	74.0	-	-
18/11/19 8:00	6	67.4	65.7	62.7	67.4	-	-
18/11/19 9:00	9	74.8	74.6	61.2	74.8	-	-
18/11/19 10:00	16	73.4	73.0	63.7	73.4	-	-
18/11/19 11:00	17	72.5	71.6	65.7	72.5	-	-
18/11/19 12:00	8	70.9	70.6	60.0	70.9	-	-
18/11/19 13:00	3	64.9	58.9	63.8	64.9	-	-
18/11/19 14:00	16	76.1	74.4	71.0	76.1	-	-
18/11/19 15:00	9	68.1	66.7	62.8	68.1	-	-
18/11/19 16:00	7	71.4	64.7	70.4	71.4	-	-
18/11/19 17:00	10	71.7	71.3	61.7	71.7	-	-
18/11/19 18:00	9	72.5	70.8	67.6	72.5	-	-
18/11/19 19:00	9	79.9	78.8	73.5	-	79.9	-
18/11/19 20:00	10	79.8	76.6	77.1	-	79.8	-
18/11/19 21:00	6	77.9	76.7	71.5	-	77.9	-
18/11/19 22:00	5	78.5	77.7	71.1	-	78.5	-
18/11/19 23:00	2	87.7	74.1	87.4	-	-	87.7
19/11/19 0:00	-	58.3	-	58.4	-	-	58.3
19/11/19 1:00	-	58.4	-	58.4	-	-	58.4
19/11/19 2:00	-	57.9	-	58.0	-	-	57.9
19/11/19 3:00	-	58.0	-	58.0	-	-	58.0
19/11/19 4:00	-	60.4	-	60.5	-	-	60.4
19/11/19 5:00	-	62.5	-	62.5	-	-	62.5
19/11/19 6:00	12	85.7	84.7	79.5	-	-	85.7
	165	**78.0**	**74.7**	**75.2**	**72.4**	**79.1**	**80.8**

Location: Mid Runway NMT # 3

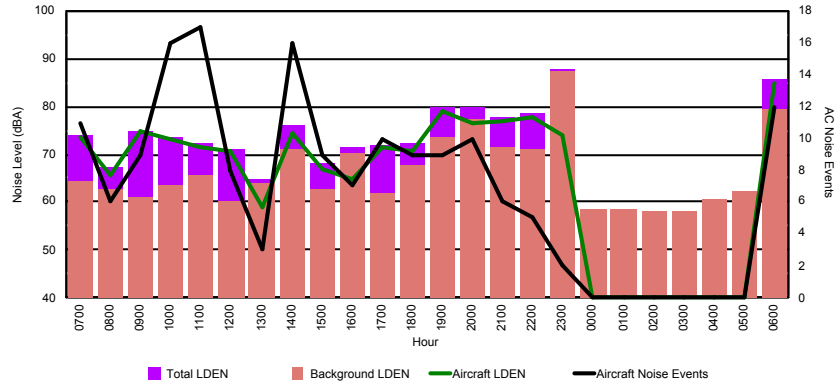

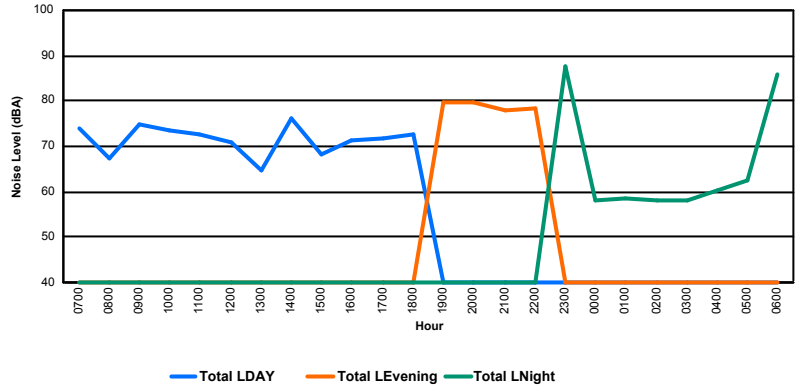

LE GOUVERNEMENT
DU GRAND-DUCHÉ DE LUXEMBOURG
Administration de la navigation aérienne

Luxembourg Airport

Noise Distribution by Hour

Between 18/11/2019 00:00:00 and 18/11/2019 23:59:59 (Local Time)

Day	Aircraft Events	Total LDEN dB (A)	Aircraft LDEN dB(A)	Background LDEN dB(A)	Total LDay dB(A)	Total LEvening dB(A)	Total LNight dB (A)
18/11/19 7:00	11	70.4	70.0	65.5	70.4	-	-
18/11/19 8:00	7	68.2	66.7	69.3	68.2	-	-
18/11/19 9:00	6	65.6	61.5	64.7	65.6	-	-
18/11/19 10:00	9	68.3	67.0	63.4	68.3	-	-
18/11/19 11:00	14	66.5	64.4	63.3	66.5	-	-
18/11/19 12:00	5	68.5	67.4	62.0	68.5	-	-
18/11/19 13:00	2	63.8	56.7	63.2	63.8	-	-
18/11/19 14:00	8	72.3	71.9	62.6	72.3	-	-
18/11/19 15:00	7	63.8	56.5	63.6	63.8	-	-
18/11/19 16:00	4	63.0	57.7	61.8	63.0	-	-
18/11/19 17:00	7	67.2	66.3	59.9	67.2	-	-
18/11/19 18:00	8	67.8	67.0	60.4	67.8	-	-
18/11/19 19:00	8	70.6	69.1	65.3	-	70.6	-
18/11/19 20:00	7	67.2	63.2	65.3	-	67.2	-
18/11/19 21:00	6	71.2	70.2	64.5	-	71.2	-
18/11/19 22:00	4	72.1	71.5	62.9	-	72.1	-
18/11/19 23:00	1	73.1	72.3	65.2	-	-	73.1
19/11/19 0:00	-	62.7	-	63.3	-	-	62.7
19/11/19 1:00	-	61.9	-	62.3	-	-	61.9
19/11/19 2:00	-	62.1	-	62.5	-	-	62.1
19/11/19 3:00	-	62.6	-	62.7	-	-	62.6
19/11/19 4:00	-	66.2	-	66.7	-	-	66.2
19/11/19 5:00	-	69.3	-	70.7	-	-	69.3
19/11/19 6:00	13	79.3	78.5	88.8	-	-	79.3
	127	**70.1**	**68.7**	**75.4**	**67.9**	**70.6**	**71.9**

Location: NDB-Hamm NMT # 4

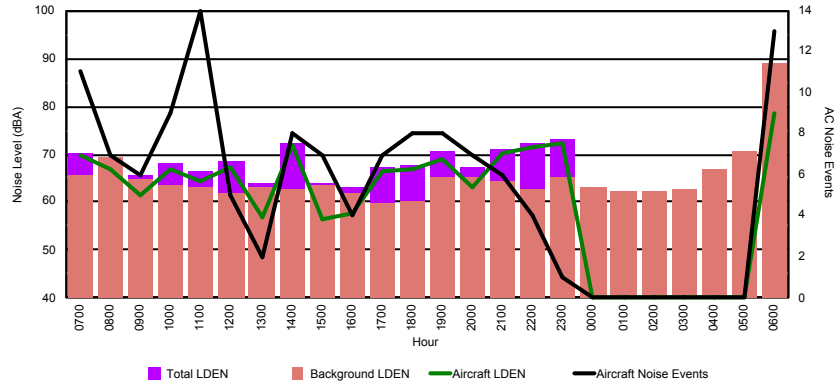

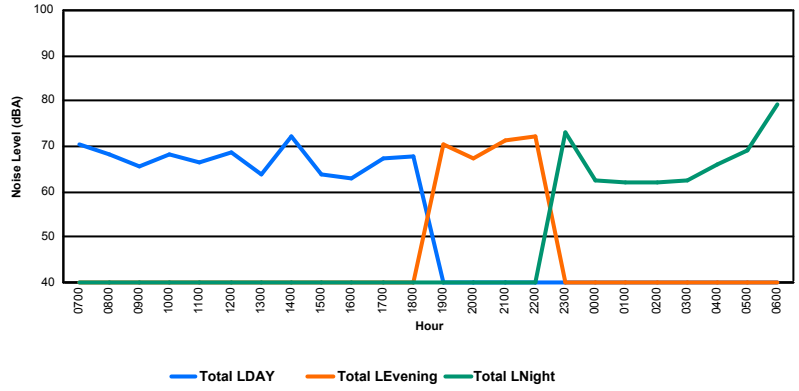

LE GOUVERNEMENT
DU GRAND-DUCHÉ DE LUXEMBOURG
Administration de la navigation aérienne

Luxembourg Airport

Noise Distribution by Hour

Between 19/11/2019 00:00:00 and 19/11/2019 23:59:59 (Local Time)

Day	Aircraft Events	Total LDEN dB (A)	Aircraft LDEN dB(A)	Background LDEN dB(A)	Total LDay dB(A)	Total LEvening dB(A)	Total LNight dB (A)
19/11/19 7:00	2	57.5	56.5	50.9	57.5	-	-
19/11/19 8:00	2	52.9	47.5	51.6	52.9	-	-
19/11/19 9:00	9	58.8	57.2	54.1	58.8	-	-
19/11/19 10:00	18	62.2	61.5	54.6	62.2	-	-
19/11/19 11:00	4	53.6	50.1	51.2	53.6	-	-
19/11/19 12:00	4	58.2	57.3	51.0	58.2	-	-
19/11/19 13:00	2	51.6	47.4	49.7	51.6	-	-
19/11/19 14:00	8	58.7	57.9	51.1	58.7	-	-
19/11/19 15:00	4	54.9	53.0	50.5	54.9	-	-
19/11/19 16:00	4	53.5	52.1	47.6	53.5	-	-
19/11/19 17:00	10	58.1	57.5	50.2	58.1	-	-
19/11/19 18:00	6	55.1	54.1	48.6	55.1	-	-
19/11/19 19:00	6	62.3	61.5	54.9	-	62.3	-
19/11/19 20:00	6	63.2	62.3	55.8	-	63.2	-
19/11/19 21:00	5	63.7	63.2	54.1	-	63.7	-
19/11/19 22:00	12	63.6	63.0	55.7	-	63.6	-
19/11/19 23:00	2	66.4	65.6	58.6	-	-	66.4
20/11/19 0:00	-	54.3	-	54.4	-	-	54.3
20/11/19 1:00	1	62.6	61.9	54.1	-	-	62.6
20/11/19 2:00	1	64.8	64.5	52.6	-	-	64.8
20/11/19 3:00	-	53.7	-	53.7	-	-	53.7
20/11/19 4:00	-	55.7	-	55.7	-	-	55.7
20/11/19 5:00	-	56.7	-	56.7	-	-	56.7
20/11/19 6:00	-	57.9	-	57.9	-	-	57.9
	106	**60.4**	**59.2**	**54.0**	**57.3**	**63.2**	**61.4**

Location: Roodt/Syr NMT # 1

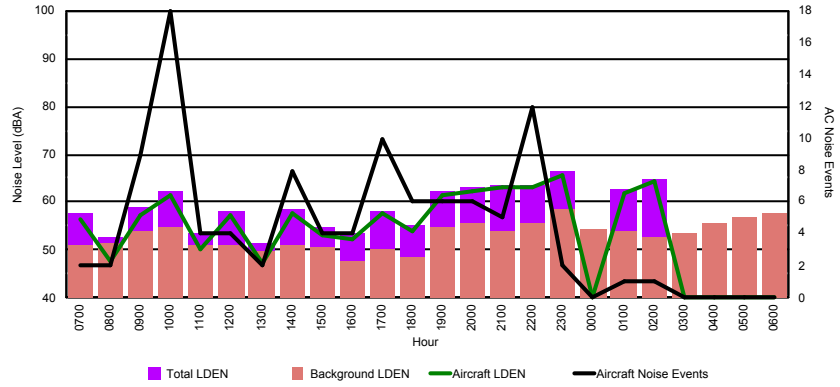

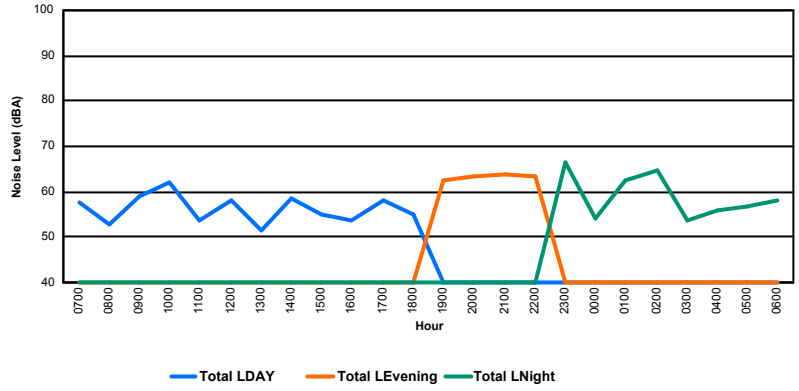

LE GOUVERNEMENT
DU GRAND-DUCHÉ DE LUXEMBOURG
Administration de la navigation aérienne

Luxembourg Airport

Noise Distribution by Hour

Between 19/11/2019 00:00:00 and 19/11/2019 23:59:59 (Local Time)

Day	Aircraft Events	Total LDEN dB (A)	Aircraft LDEN dB(A)	Background LDEN dB(A)	Total LDay dB(A)	Total LEvening dB(A)	Total LNight dB (A)
19/11/19 7:00	5	67.7	67.4	57.0	67.7	-	-
19/11/19 8:00	4	60.1	59.2	53.3	60.1	-	-
19/11/19 9:00	10	69.8	69.6	55.3	69.8	-	-
19/11/19 10:00	19	74.4	74.4	56.0	74.4	-	-
19/11/19 11:00	3	62.6	62.1	53.5	62.6	-	-
19/11/19 12:00	6	71.7	71.7	51.4	71.7	-	-
19/11/19 13:00	2	59.7	58.8	52.6	59.7	-	-
19/11/19 14:00	8	67.8	67.6	54.2	67.8	-	-
19/11/19 15:00	6	71.6	71.5	53.7	71.6	-	-
19/11/19 16:00	4	63.9	63.4	53.5	63.9	-	-
19/11/19 17:00	10	70.1	69.9	55.9	70.1	-	-
19/11/19 18:00	6	68.3	68.1	54.0	68.3	-	-
19/11/19 19:00	7	74.5	74.3	61.2	-	74.5	-
19/11/19 20:00	7	74.3	74.1	60.8	-	74.3	-
19/11/19 21:00	4	76.4	76.3	57.2	-	76.4	-
19/11/19 22:00	13	75.6	75.5	60.0	-	75.6	-
19/11/19 23:00	2	77.9	77.7	61.9	-	-	77.9
20/11/19 0:00	-	52.2	-	52.2	-	-	52.2
20/11/19 1:00	1	73.7	73.6	51.4	-	-	73.7
20/11/19 2:00	1	78.2	78.2	50.7	-	-	78.2
20/11/19 3:00	-	50.4	-	50.4	-	-	50.4
20/11/19 4:00	-	53.6	-	53.6	-	-	53.6
20/11/19 5:00	-	55.4	-	55.4	-	-	55.4
20/11/19 6:00	1	56.5	45.6	56.1	-	-	56.5
	119	**72.1**	**72.0**	**56.4**	**69.3**	**75.3**	**72.8**

Location: DVOR NMT # 2

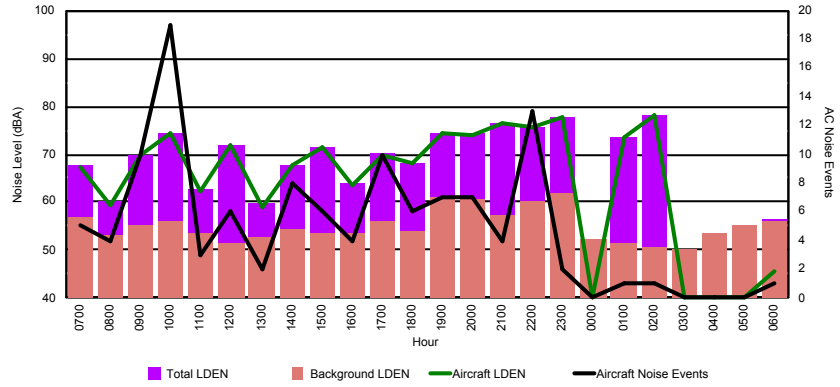

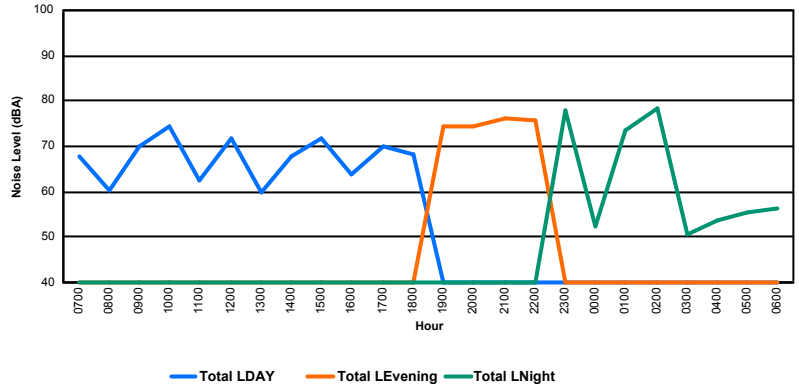

LE GOUVERNEMENT
DU GRAND-DUCHÉ DE LUXEMBOURG
Administration de la navigation aérienne

Luxembourg Airport

Noise Distribution by Hour

Between 19/11/2019 00:00:00 and 19/11/2019 23:59:59 (Local Time)

Day	Aircraft Events	Total LDEN dB (A)	Aircraft LDEN dB(A)	Background LDEN dB(A)	Total LDay dB(A)	Total LEvening dB(A)	Total LNight dB (A)
19/11/19 7:00	9	70.5	65.3	69.0	70.5	-	-
19/11/19 8:00	2	66.2	55.2	65.9	66.2	-	-
19/11/19 9:00	8	73.5	72.6	66.8	73.5	-	-
19/11/19 10:00	19	72.5	71.8	64.9	72.5	-	-
19/11/19 11:00	15	70.0	67.8	66.2	70.0	-	-
19/11/19 12:00	6	71.6	71.4	59.0	71.6	-	-
19/11/19 13:00	10	69.7	69.5	58.1	69.7	-	-
19/11/19 14:00	21	70.7	70.4	60.5	70.7	-	-
19/11/19 15:00	10	68.7	66.1	65.4	68.7	-	-
19/11/19 16:00	10	66.6	63.2	63.9	66.6	-	-
19/11/19 17:00	8	69.4	68.1	63.7	69.4	-	-
19/11/19 18:00	9	69.0	65.9	66.3	69.0	-	-
19/11/19 19:00	15	78.1	76.8	72.3	-	78.1	-
19/11/19 20:00	8	76.9	74.1	73.6	-	76.9	-
19/11/19 21:00	3	76.6	71.9	74.9	-	76.6	-
19/11/19 22:00	1	80.4	71.9	79.7	-	80.4	-
19/11/19 23:00	3	82.0	81.5	72.9	-	-	82.0
20/11/19 0:00	-	59.7	-	59.8	-	-	59.7
20/11/19 1:00	1	72.1	65.6	71.1	-	-	72.1
20/11/19 2:00	-	71.4	-	71.4	-	-	71.4
20/11/19 3:00	-	58.6	-	58.6	-	-	58.6
20/11/19 4:00	-	59.5	-	59.5	-	-	59.5
20/11/19 5:00	-	61.3	-	61.3	-	-	61.3
20/11/19 6:00	10	79.3	78.7	71.6	-	-	79.3
	168	**74.5**	**72.4**	**70.5**	**70.3**	**78.3**	**75.4**

Location: Mid Runway NMT # 3

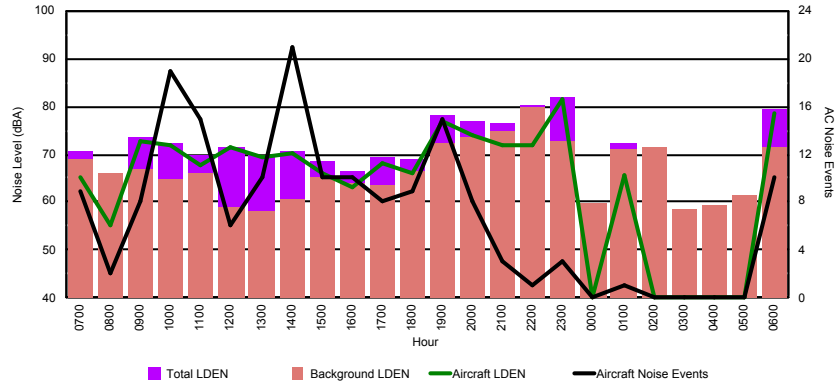

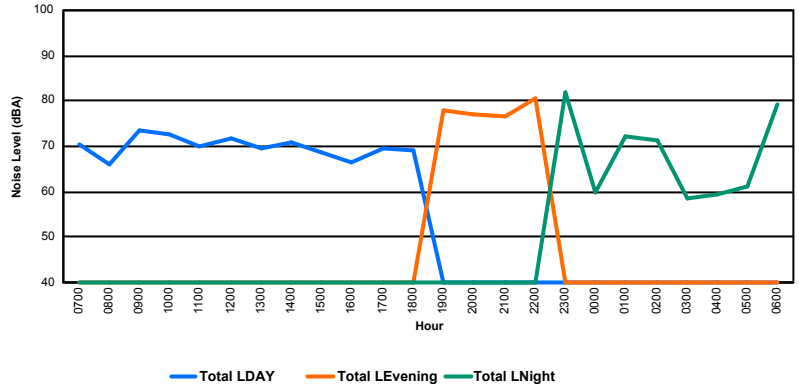

LE GOUVERNEMENT
DU GRAND-DUCHÉ DE LUXEMBOURG
Administration de la navigation aérienne

Luxembourg Airport

Noise Distribution by Hour

Between 19/11/2019 00:00:00 and 19/11/2019 23:59:59 (Local Time)

Day	Aircraft Events	Total LDEN dB (A)	Aircraft LDEN dB(A)	Background LDEN dB(A)	Total LDay dB(A)	Total LEvening dB(A)	Total LNight dB (A)
19/11/19 7:00	6	65.0	59.0	68.9	65.0	-	-
19/11/19 8:00	4	64.1	60.3	65.3	64.1	-	-
19/11/19 9:00	7	68.7	67.6	62.6	68.7	-	-
19/11/19 10:00	11	69.2	68.3	62.1	69.2	-	-
19/11/19 11:00	11	65.1	62.4	62.3	65.1	-	-
19/11/19 12:00	7	62.2	51.0	62.1	62.2	-	-
19/11/19 13:00	11	68.4	67.1	63.3	68.4	-	-
19/11/19 14:00	16	67.8	66.4	63.0	67.8	-	-
19/11/19 15:00	9	66.1	64.1	62.4	66.1	-	-
19/11/19 16:00	3	60.9	50.9	60.5	60.9	-	-
19/11/19 17:00	5	65.2	63.5	60.5	65.2	-	-
19/11/19 18:00	9	64.2	62.1	60.3	64.2	-	-
19/11/19 19:00	7	73.8	73.2	65.1	-	73.8	-
19/11/19 20:00	7	73.1	72.4	65.3	-	73.1	-
19/11/19 21:00	3	74.6	74.1	64.5	-	74.6	-
19/11/19 22:00	1	73.5	72.8	65.2	-	73.5	-
19/11/19 23:00	3	81.2	81.0	66.8	-	-	81.2
20/11/19 0:00	-	64.5	-	65.3	-	-	64.5
20/11/19 1:00	2	64.3	58.1	63.7	-	-	64.3
20/11/19 2:00	2	63.4	52.9	63.5	-	-	63.4
20/11/19 3:00	-	65.3	-	65.7	-	-	65.3
20/11/19 4:00	-	66.8	-	67.4	-	-	66.8
20/11/19 5:00	-	71.0	-	72.1	-	-	71.0
20/11/19 6:00	12	80.4	79.9	78.1	-	-	80.4
	136	**72.4**	**71.5**	**67.7**	**66.2**	**73.8**	**75.3**

Location: NDB-Hamm NMT # 4

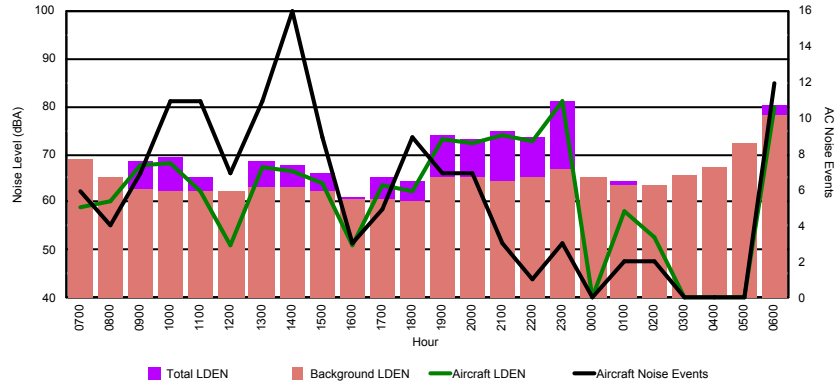

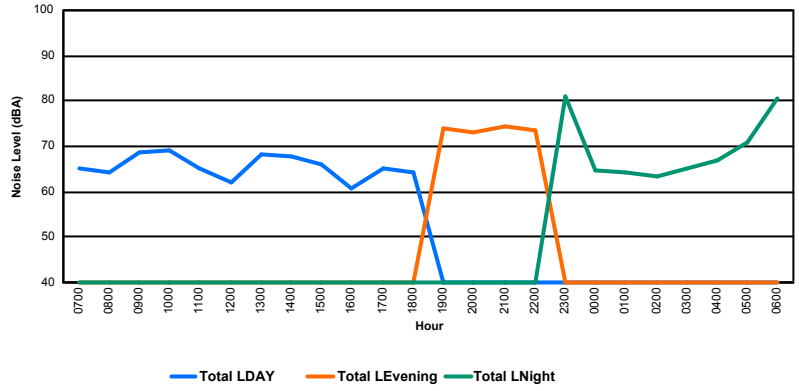

LE GOUVERNEMENT
DU GRAND-DUCHÉ DE LUXEMBOURG
Administration de la navigation aérienne

Luxembourg Airport

Noise Distribution by Hour

Between 20/11/2019 00:00:00 and 20/11/2019 23:59:59 (Local Time)

Day	Aircraft Events	Total LDEN dB (A)	Aircraft LDEN dB(A)	Background LDEN dB(A)	Total LDay dB(A)	Total LEvening dB(A)	Total LNight dB (A)
20/11/19 7:00	2	55.7	55.3	45.8	55.7	-	-
20/11/19 8:00	3	57.8	57.3	48.1	57.8	-	-
20/11/19 9:00	4	52.2	49.8	48.7	52.2	-	-
20/11/19 10:00	12	58.2	57.5	50.8	58.2	-	-
20/11/19 11:00	8	58.3	57.3	51.6	58.3	-	-
20/11/19 12:00	2	49.3	45.9	46.8	49.3	-	-
20/11/19 13:00	5	54.6	52.9	49.8	54.6	-	-
20/11/19 14:00	9	60.3	59.8	50.9	60.3	-	-
20/11/19 15:00	1	51.1	47.7	48.5	51.1	-	-
20/11/19 16:00	5	59.0	58.4	50.0	59.0	-	-
20/11/19 17:00	3	56.9	56.4	47.9	56.9	-	-
20/11/19 18:00	6	59.7	59.2	50.4	59.7	-	-
20/11/19 19:00	2	56.3	53.1	54.1	-	56.3	-
20/11/19 20:00	2	64.7	64.4	52.3	-	64.7	-
20/11/19 21:00	4	59.6	58.1	54.5	-	59.6	-
20/11/19 22:00	3	58.8	58.1	50.4	-	58.8	-
20/11/19 23:00	5	71.8	71.6	57.9	-	-	71.8
21/11/19 0:00	-	48.6	-	48.6	-	-	48.6
21/11/19 1:00	-	46.6	-	46.6	-	-	46.6
21/11/19 2:00	-	49.9	-	49.9	-	-	49.9
21/11/19 3:00	-	46.3	-	46.3	-	-	46.3
21/11/19 4:00	-	50.3	-	50.3	-	-	50.3
21/11/19 5:00	-	58.4	-	58.5	-	-	58.4
21/11/19 6:00	3	60.9	59.4	55.8	-	-	60.9
	79	**60.8**	**60.2**	**52.2**	**57.2**	**61.0**	**63.4**

Location: Roodt/Syr NMT # 1

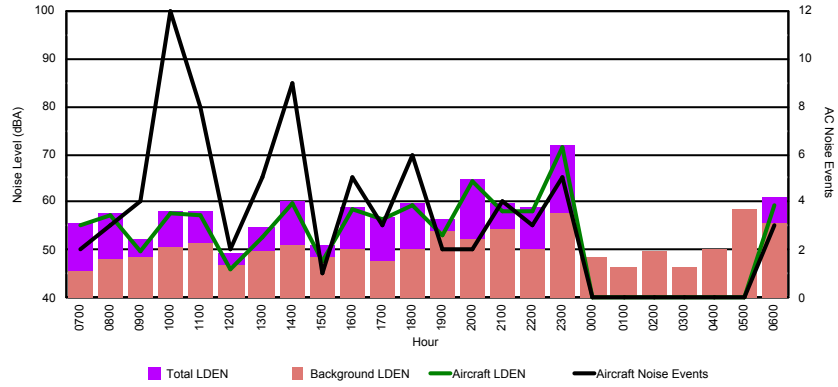

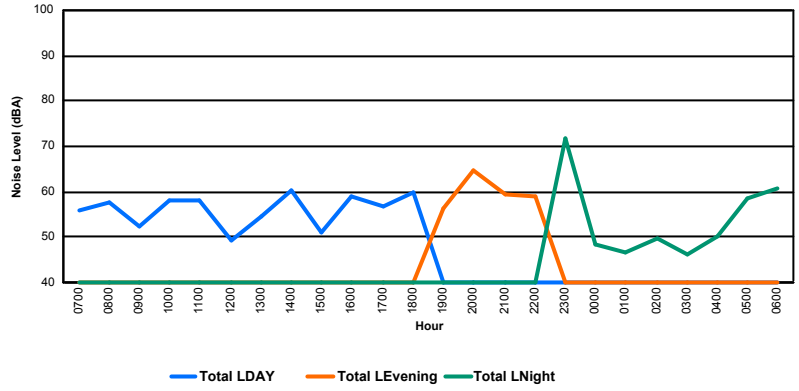

LE GOUVERNEMENT
DU GRAND-DUCHÉ DE LUXEMBOURG
Administration de la navigation aérienne

Luxembourg Airport

Noise Distribution by Hour

Between 20/11/2019 00:00:00 and 20/11/2019 23:59:59 (Local Time)

Day	Aircraft Events	Total LDEN dB (A)	Aircraft LDEN dB(A)	Background LDEN dB(A)	Total LDay dB(A)	Total LEvening dB(A)	Total LNight dB (A)
20/11/19 7:00	3	66.4	66.3	47.4	66.4	-	-
20/11/19 8:00	4	70.9	70.9	48.3	70.9	-	-
20/11/19 9:00	4	64.3	64.2	49.6	64.3	-	-
20/11/19 10:00	12	70.9	70.8	50.8	70.9	-	-
20/11/19 11:00	10	72.7	72.6	51.8	72.7	-	-
20/11/19 12:00	3	60.4	59.6	53.1	60.4	-	-
20/11/19 13:00	6	66.2	66.0	53.2	66.2	-	-
20/11/19 14:00	9	74.0	73.9	53.3	74.0	-	-
20/11/19 15:00	3	58.1	56.7	52.7	58.1	-	-
20/11/19 16:00	8	67.4	67.2	54.3	67.4	-	-
20/11/19 17:00	8	64.9	64.6	53.5	64.9	-	-
20/11/19 18:00	10	68.6	68.5	52.4	68.6	-	-
20/11/19 19:00	8	73.1	73.0	57.7	-	73.1	-
20/11/19 20:00	9	73.8	73.7	57.5	-	73.8	-
20/11/19 21:00	3	67.2	67.0	55.1	-	67.2	-
20/11/19 22:00	3	68.6	68.4	54.9	-	68.6	-
20/11/19 23:00	5	81.4	81.4	58.0	-	-	81.4
21/11/19 0:00	-	54.7	-	54.7	-	-	54.7
21/11/19 1:00	-	53.2	-	53.2	-	-	53.2
21/11/19 2:00	-	54.3	-	54.3	-	-	54.3
21/11/19 3:00	-	55.4	-	55.4	-	-	55.4
21/11/19 4:00	-	57.8	-	57.8	-	-	57.8
21/11/19 5:00	-	61.4	-	61.4	-	-	61.4
21/11/19 6:00	8	71.2	70.3	64.4	-	-	71.2
	116	**71.1**	**70.9**	**56.3**	**69.1**	**71.5**	**72.9**

Location: DVOR NMT # 2

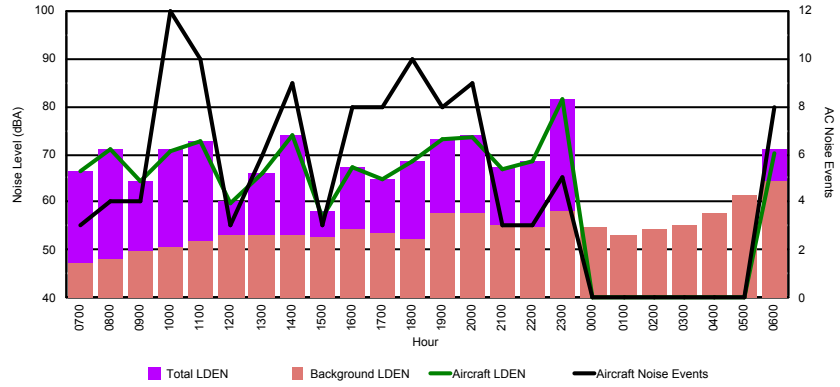

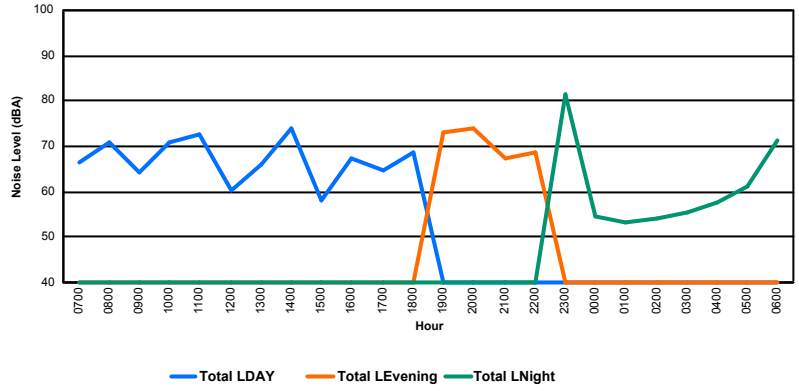

LE GOUVERNEMENT
DU GRAND-DUCHÉ DE LUXEMBOURG
Administration de la navigation aérienne

Luxembourg Airport

Noise Distribution by Hour

Between 20/11/2019 00:00:00 and 20/11/2019 23:59:59 (Local Time)

Day	Aircraft Events	Total LDEN dB (A)	Aircraft LDEN dB(A)	Background LDEN dB(A)	Total LDay dB(A)	Total LEvening dB(A)	Total LNight dB (A)
20/11/19 7:00	9	65.9	65.0	59.2	65.9	-	-
20/11/19 8:00	6	77.0	76.7	65.7	77.0	-	-
20/11/19 9:00	5	68.4	62.8	67.1	68.4	-	-
20/11/19 10:00	9	77.2	72.3	75.4	77.2	-	-
20/11/19 11:00	17	75.4	71.4	73.3	75.4	-	-
20/11/19 12:00	7	69.5	69.2	58.4	69.5	-	-
20/11/19 13:00	4	73.4	65.8	72.6	73.4	-	-
20/11/19 14:00	11	72.8	72.2	63.8	72.8	-	-
20/11/19 15:00	12	67.3	66.7	58.8	67.3	-	-
20/11/19 16:00	12	68.9	68.5	58.9	68.9	-	-
20/11/19 17:00	9	68.8	68.2	60.8	68.8	-	-
20/11/19 18:00	14	71.6	71.3	60.2	71.6	-	-
20/11/19 19:00	13	75.4	75.0	65.5	-	75.4	-
20/11/19 20:00	17	77.5	76.7	69.6	-	77.5	-
20/11/19 21:00	3	72.3	71.8	62.3	-	72.3	-
20/11/19 22:00	5	76.1	75.9	61.6	-	76.1	-
20/11/19 23:00	5	83.5	83.2	72.0	-	-	83.5
21/11/19 0:00	-	61.0	-	61.0	-	-	61.0
21/11/19 1:00	-	58.3	-	58.4	-	-	58.3
21/11/19 2:00	-	57.9	-	57.9	-	-	57.9
21/11/19 3:00	-	57.4	-	57.4	-	-	57.4
21/11/19 4:00	-	57.9	-	57.9	-	-	57.9
21/11/19 5:00	-	61.9	-	62.1	-	-	61.9
21/11/19 6:00	11	76.3	75.8	67.2	-	-	76.3
	169	**74.4**	**73.4**	**67.4**	**72.9**	**75.7**	**75.3**

Location: Mid Runway NMT # 3

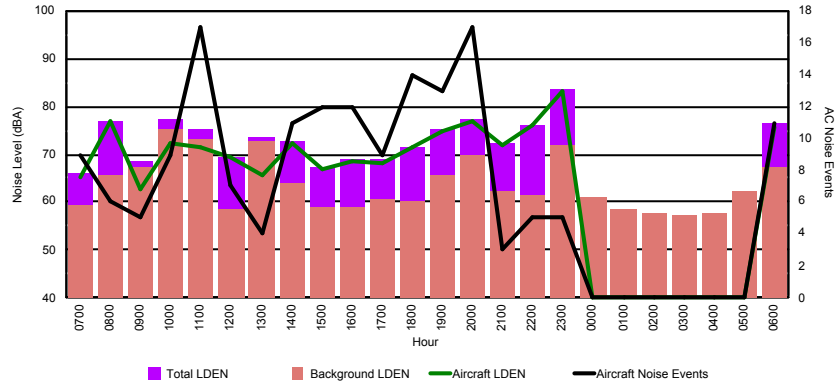

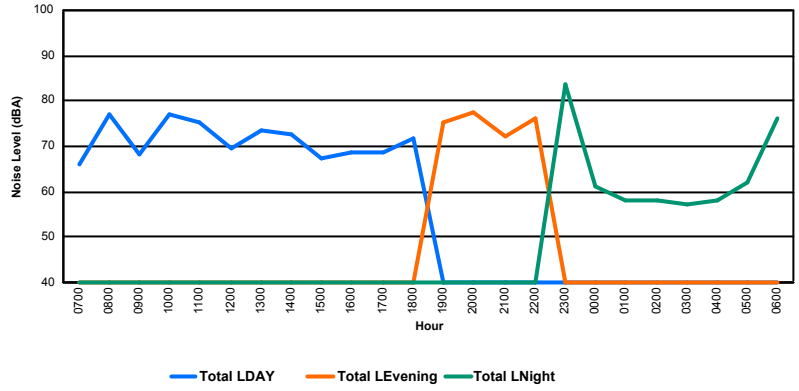

LE GOUVERNEMENT
DU GRAND-DUCHÉ DE LUXEMBOURG
Administration de la navigation aérienne

Luxembourg Airport

Noise Distribution by Hour

Between 20/11/2019 00:00:00 and 20/11/2019 23:59:59 (Local Time)

Day	Aircraft Events	Total LDEN dB (A)	Aircraft LDEN dB(A)	Background LDEN dB(A)	Total LDay dB(A)	Total LEvening dB(A)	Total LNight dB (A)
20/11/19 7:00	8	65.0	60.7	66.7	65.0	-	-
20/11/19 8:00	4	70.3	68.7	68.2	70.3	-	-
20/11/19 9:00	5	68.7	66.9	66.1	68.7	-	-
20/11/19 10:00	7	68.3	66.3	65.7	68.3	-	-
20/11/19 11:00	14	67.3	65.2	64.9	67.3	-	-
20/11/19 12:00	9	67.6	65.1	66.0	67.6	-	-
20/11/19 13:00	6	65.7	62.0	64.3	65.7	-	-
20/11/19 14:00	10	70.5	69.7	65.0	70.5	-	-
20/11/19 15:00	16	68.6	67.3	64.7	68.6	-	-
20/11/19 16:00	27	68.1	66.9	63.7	68.1	-	-
20/11/19 17:00	13	66.8	64.4	64.3	66.8	-	-
20/11/19 18:00	15	68.0	66.4	65.1	68.0	-	-
20/11/19 19:00	32	76.3	75.9	68.7	-	76.3	-
20/11/19 20:00	11	73.7	72.7	67.4	-	73.7	-
20/11/19 21:00	7	70.0	67.7	66.3	-	70.0	-
20/11/19 22:00	13	72.7	71.9	65.8	-	72.7	-
20/11/19 23:00	2	74.9	73.9	68.1	-	-	74.9
21/11/19 0:00	-	65.0	-	65.8	-	-	65.0
21/11/19 1:00	-	63.4	-	64.0	-	-	63.4
21/11/19 2:00	-	63.9	-	64.5	-	-	63.9
21/11/19 3:00	-	64.8	-	65.0	-	-	64.8
21/11/19 4:00	-	66.6	-	67.2	-	-	66.6
21/11/19 5:00	-	70.5	-	71.9	-	-	70.5
21/11/19 6:00	3	73.5	65.7	76.1	-	-	73.5
	202	**70.2**	**68.2**	**67.8**	**68.2**	**73.7**	**70.0**

Location: NDB-Hamm NMT # 4

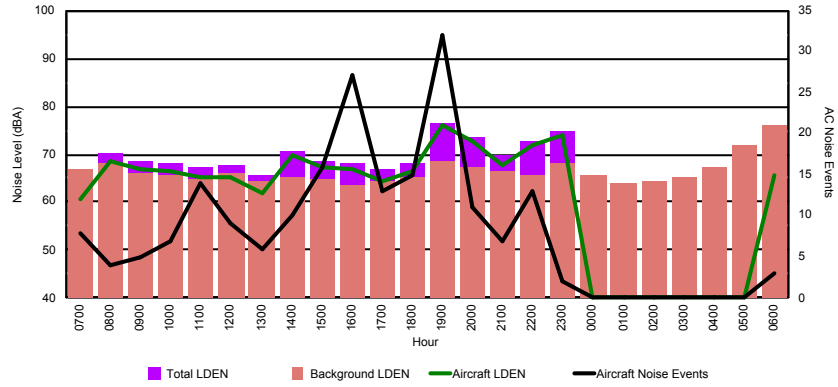

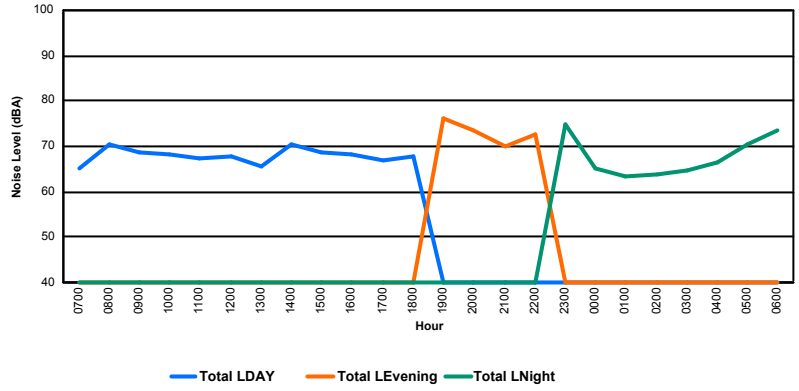

LE GOUVERNEMENT
DU GRAND-DUCHÉ DE LUXEMBOURG
Administration de la navigation aérienne

Luxembourg Airport

Noise Distribution by Hour

Between 21/11/2019 00:00:00 and 21/11/2019 23:59:59 (Local Time)

Day	Aircraft Events	Total LDEN dB (A)	Aircraft LDEN dB(A)	Background LDEN dB(A)	Total LDay dB(A)	Total LEvening dB(A)	Total LNight dB (A)
21/11/19 7:00	4	60.4	60.3	45.8	60.4	-	-
21/11/19 8:00	4	55.7	54.9	48.3	55.7	-	-
21/11/19 9:00	10	56.9	55.7	51.2	56.9	-	-
21/11/19 10:00	7	54.4	52.7	50.0	54.4	-	-
21/11/19 11:00	5	57.8	57.2	49.2	57.8	-	-
21/11/19 12:00	6	59.3	58.8	49.6	59.3	-	-
21/11/19 13:00	5	53.9	48.8	52.5	53.9	-	-
21/11/19 14:00	5	57.2	56.4	49.6	57.2	-	-
21/11/19 15:00	4	58.0	57.2	50.4	58.0	-	-
21/11/19 16:00	8	60.7	60.0	52.2	60.7	-	-
21/11/19 17:00	10	59.4	58.7	51.5	59.4	-	-
21/11/19 18:00	10	58.7	57.3	53.3	58.7	-	-
21/11/19 19:00	6	63.2	62.3	56.1	-	63.2	-
21/11/19 20:00	7	64.4	63.8	55.5	-	64.4	-
21/11/19 21:00	6	63.6	63.0	55.0	-	63.6	-
21/11/19 22:00	11	61.3	59.9	56.3	-	61.3	-
21/11/19 23:00	-	53.0	-	53.0	-	-	53.0
22/11/19 0:43	-	50.6	-	50.6	-	-	50.6
22/11/19 1:00	-	49.4	-	49.4	-	-	49.4
22/11/19 2:00	-	49.7	-	49.7	-	-	49.7
22/11/19 3:00	-	52.0	-	52.0	-	-	52.0
22/11/19 4:00	-	55.8	-	55.9	-	-	55.8
22/11/19 5:00	-	56.7	-	56.8	-	-	56.7
22/11/19 6:00	1	65.8	64.9	58.3	-	-	65.8
	109	**59.7**	**58.6**	**53.3**	**58.2**	**63.3**	**58.6**

Location: Roodt/Syr NMT # 1

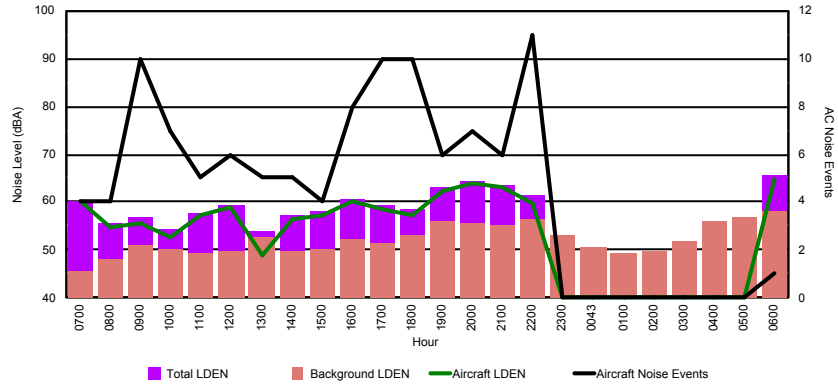

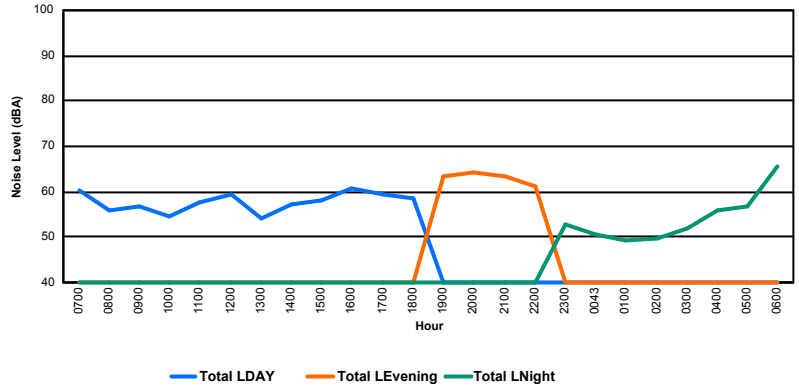

LE GOUVERNEMENT
DU GRAND-DUCHÉ DE LUXEMBOURG
Administration de la navigation aérienne

Luxembourg Airport

Noise Distribution by Hour

Between 21/11/2019 00:00:00 and 21/11/2019 23:59:59 (Local Time)

Day	Aircraft Events	Total LDEN dB (A)	Aircraft LDEN dB(A)	Background LDEN dB(A)	Total LDay dB(A)	Total LEvening dB(A)	Total LNight dB (A)
21/11/19 7:00	4	73.7	73.7	54.7	73.7	-	-
21/11/19 8:00	3	66.2	65.9	53.8	66.2	-	-
21/11/19 9:00	11	69.3	69.1	54.8	69.3	-	-
21/11/19 10:00	7	66.9	66.7	53.8	66.9	-	-
21/11/19 11:00	5	69.9	69.8	53.6	69.9	-	-
21/11/19 12:00	6	70.9	70.8	53.4	70.9	-	-
21/11/19 13:00	5	64.5	64.2	53.7	64.5	-	-
21/11/19 14:00	6	68.6	68.4	54.3	68.6	-	-
21/11/19 15:00	6	69.2	69.1	53.8	69.2	-	-
21/11/19 16:00	8	73.5	73.5	55.4	73.5	-	-
21/11/19 17:00	10	71.4	71.3	56.3	71.4	-	-
21/11/19 18:00	12	70.0	69.8	56.3	70.0	-	-
21/11/19 19:00	10	74.2	74.1	60.0	-	74.2	-
21/11/19 20:00	9	74.0	73.8	59.6	-	74.0	-
21/11/19 21:00	7	76.5	76.4	60.0	-	76.5	-
21/11/19 22:00	14	72.4	72.2	60.4	-	72.4	-
21/11/19 23:00	-	62.4	-	62.5	-	-	62.4
22/11/19 0:00	3	80.6	80.6	58.4	-	-	80.6
22/11/19 1:00	-	56.0	-	56.0	-	-	56.0
22/11/19 2:00	-	57.2	-	57.2	-	-	57.2
22/11/19 3:00	-	57.8	-	57.8	-	-	57.8
22/11/19 4:00	-	59.5	-	59.5	-	-	59.5
22/11/19 5:00	-	63.6	-	63.6	-	-	63.6
22/11/19 6:00	5	78.1	77.8	67.9	-	-	78.1
	131	**72.5**	**72.3**	**59.4**	**70.3**	**74.5**	**73.7**

Location: DVOR NMT # 2

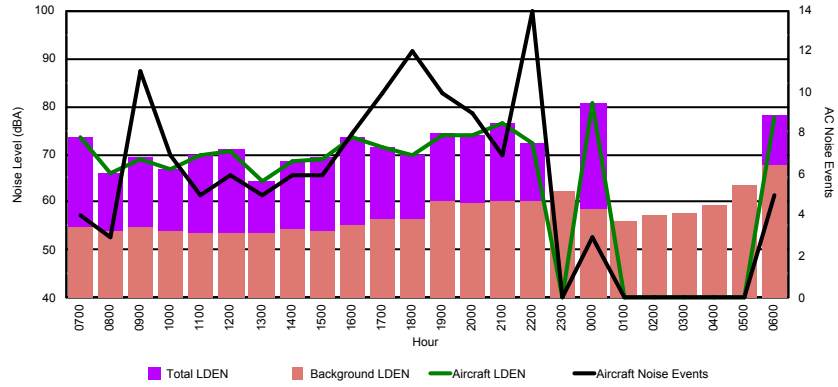

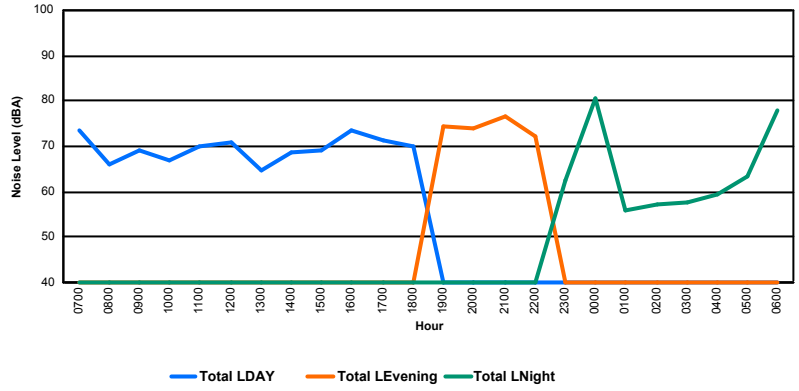

LE GOUVERNEMENT
DU GRAND-DUCHÉ DE LUXEMBOURG
Administration de la navigation aérienne

Luxembourg Airport

Noise Distribution by Hour

Between 21/11/2019 00:00:00 and 21/11/2019 23:59:59 (Local Time)

Day	Aircraft Events	Total LDEN dB (A)	Aircraft LDEN dB(A)	Background LDEN dB(A)	Total LDay dB(A)	Total LEvening dB(A)	Total LNight dB (A)
21/11/19 7:00	5	67.0	65.6	61.4	67.0	-	-
21/11/19 8:00	9	72.2	72.0	58.1	72.2	-	-
21/11/19 9:00	8	70.8	70.3	62.1	70.8	-	-
21/11/19 10:00	20	73.6	73.3	62.0	73.6	-	-
21/11/19 11:00	13	77.9	68.9	77.3	77.9	-	-
21/11/19 12:00	6	64.9	64.0	57.4	64.9	-	-
21/11/19 13:00	6	68.4	67.8	59.9	68.4	-	-
21/11/19 14:00	10	69.6	68.2	64.0	69.6	-	-
21/11/19 15:00	10	71.1	68.0	68.3	71.1	-	-
21/11/19 16:00	8	71.2	69.5	66.3	71.2	-	-
21/11/19 17:00	16	72.4	69.0	69.9	72.4	-	-
21/11/19 18:00	18	73.7	69.4	71.7	73.7	-	-
21/11/19 19:00	13	81.4	71.2	81.0	-	81.4	-
21/11/19 20:00	10	76.2	76.0	62.4	-	76.2	-
21/11/19 21:00	6	77.1	69.9	76.3	-	77.1	-
21/11/19 22:00	7	71.7	69.6	67.6	-	71.7	-
21/11/19 23:00	6	82.2	82.1	62.9	-	-	82.2
22/11/19 0:00	4	82.0	81.9	64.5	-	-	82.0
22/11/19 1:00	-	57.7	-	57.8	-	-	57.7
22/11/19 2:00	-	59.7	-	60.0	-	-	59.7
22/11/19 3:00	-	57.2	-	57.3	-	-	57.2
22/11/19 4:00	-	57.9	-	57.9	-	-	57.9
22/11/19 5:00	-	60.2	-	60.3	-	-	60.2
22/11/19 6:00	12	82.9	82.8	68.0	-	-	82.9
	187	**76.1**	**74.6**	**70.8**	**72.3**	**77.9**	**78.2**

Location: Mid Runway NMT # 3

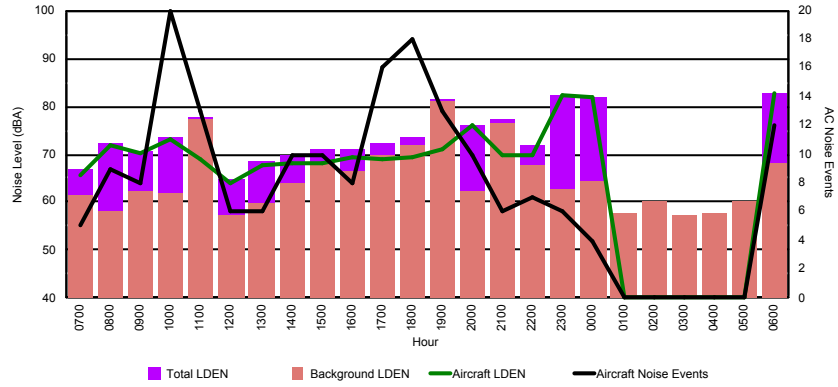

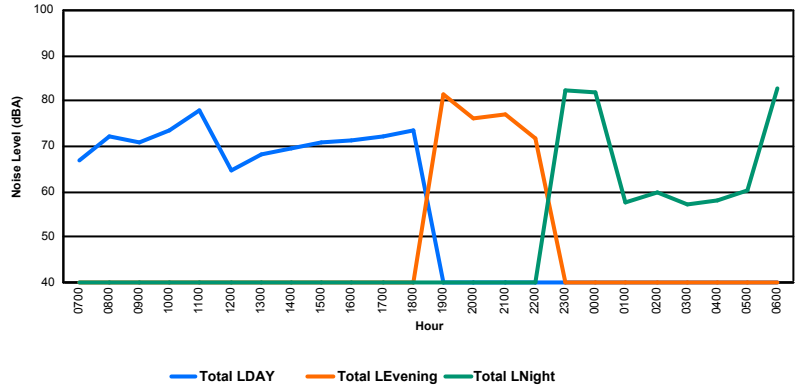

LE GOUVERNEMENT
DU GRAND-DUCHÉ DE LUXEMBOURG
Administration de la navigation aérienne

Luxembourg Airport

Noise Distribution by Hour

Between 21/11/2019 00:00:00 and 21/11/2019 23:59:59 (Local Time)

Day	Aircraft Events	Total LDEN dB (A)	Aircraft LDEN dB(A)	Background LDEN dB(A)	Total LDay dB(A)	Total LEvening dB(A)	Total LNight dB (A)
21/11/19 7:00	4	63.8	56.7	66.3	63.8	-	-
21/11/19 8:00	9	70.8	70.3	66.2	70.8	-	-
21/11/19 9:00	3	68.9	67.6	63.7	68.9	-	-
21/11/19 10:00	18	70.4	69.7	63.5	70.4	-	-
21/11/19 11:00	12	65.3	62.0	63.5	65.3	-	-
21/11/19 12:00	3	63.3	53.6	63.3	63.3	-	-
21/11/19 13:00	5	63.9	56.8	63.8	63.9	-	-
21/11/19 14:00	9	66.5	64.1	63.8	66.5	-	-
21/11/19 15:00	6	66.0	64.7	60.6	66.0	-	-
21/11/19 16:00	5	64.3	60.4	62.4	64.3	-	-
21/11/19 17:00	11	70.2	69.5	62.9	70.2	-	-
21/11/19 18:00	12	68.9	67.8	63.9	68.9	-	-
21/11/19 19:00	9	75.0	74.2	68.3	-	75.0	-
21/11/19 20:00	4	70.2	67.6	66.8	-	70.2	-
21/11/19 21:00	7	74.8	74.3	65.8	-	74.8	-
21/11/19 22:00	1	66.1	58.3	65.7	-	66.1	-
21/11/19 23:00	4	81.8	81.6	67.9	-	-	81.8
22/11/19 0:00	2	77.7	77.4	66.6	-	-	77.7
22/11/19 1:00	-	64.9	-	65.7	-	-	64.9
22/11/19 2:00	-	65.3	-	66.2	-	-	65.3
22/11/19 3:00	-	67.0	-	67.6	-	-	67.0
22/11/19 4:00	-	68.7	-	69.9	-	-	68.7
22/11/19 5:00	-	71.5	-	73.2	-	-	71.5
22/11/19 6:00	14	77.7	76.8	75.7	-	-	77.7
	138	**72.7**	**71.7**	**67.7**	**67.7**	**72.8**	**75.8**

Location: NDB-Hamm NMT # 4

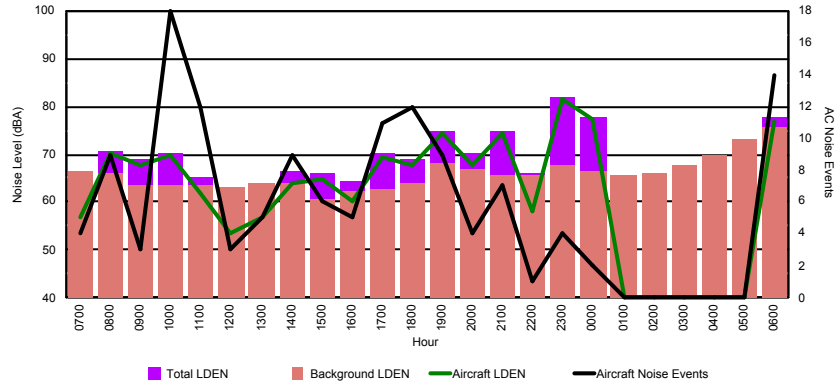

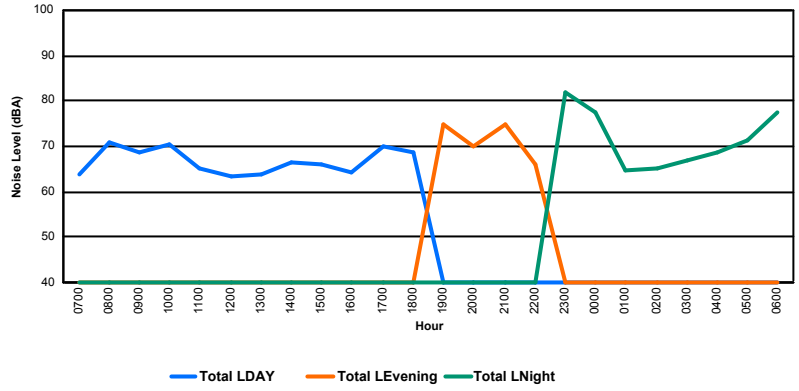

LE GOUVERNEMENT
DU GRAND-DUCHÉ DE LUXEMBOURG
Administration de la navigation aérienne

Luxembourg Airport

Noise Distribution by Hour

Between 22/11/2019 00:00:00 and 22/11/2019 23:59:59 (Local Time)

Day	Aircraft Events	Total LDEN dB (A)	Aircraft LDEN dB(A)	Background LDEN dB(A)	Total LDay dB(A)	Total LEvening dB(A)	Total LNight dB (A)
22/11/19 7:00	2	57.4	57.0	46.5	57.4	-	-
22/11/19 8:00	4	55.8	55.1	47.3	55.8	-	-
22/11/19 9:00	11	58.6	57.8	51.3	58.6	-	-
22/11/19 10:00	10	60.0	59.2	52.9	60.0	-	-
22/11/19 11:00	5	57.0	56.2	49.4	57.0	-	-
22/11/19 12:00	4	55.4	54.2	49.4	55.4	-	-
22/11/19 13:00	7	55.0	53.6	49.5	55.0	-	-
22/11/19 14:00	5	59.6	59.3	48.7	59.6	-	-
22/11/19 15:00	2	59.0	58.6	48.2	59.0	-	-
22/11/19 16:00	5	60.8	60.5	49.1	60.8	-	-
22/11/19 17:00	1	50.2	46.1	48.1	50.2	-	-
22/11/19 18:00	2	52.7	50.0	49.5	52.7	-	-
22/11/19 19:00	5	61.6	60.8	53.8	-	61.6	-
22/11/19 20:00	5	62.6	62.0	53.8	-	62.6	-
22/11/19 21:00	2	57.1	54.4	53.9	-	57.1	-
22/11/19 22:00	2	61.5	61.2	50.3	-	61.5	-
22/11/19 23:00	3	69.2	68.9	58.0	-	-	69.2
23/11/19 0:00	-	50.6	-	50.6	-	-	50.6
23/11/19 1:00	1	53.9	42.9	53.6	-	-	53.9
23/11/19 2:00	-	45.8	-	45.8	-	-	45.8
23/11/19 3:00	-	44.1	-	44.1	-	-	44.1
23/11/19 4:00	-	47.5	-	47.5	-	-	47.5
23/11/19 5:00	-	54.4	-	54.5	-	-	54.4
23/11/19 6:00	7	72.0	71.9	56.4	-	-	72.0
	83	**61.9**	**61.5**	**51.9**	**57.7**	**61.1**	**64.9**

Location: Roodt/Syr NMT # 1

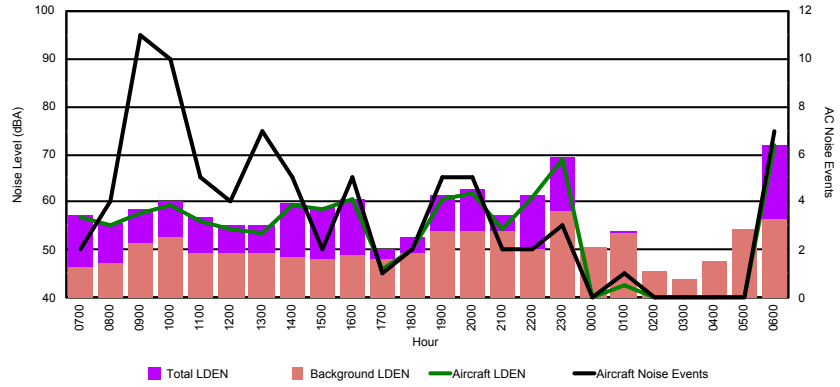

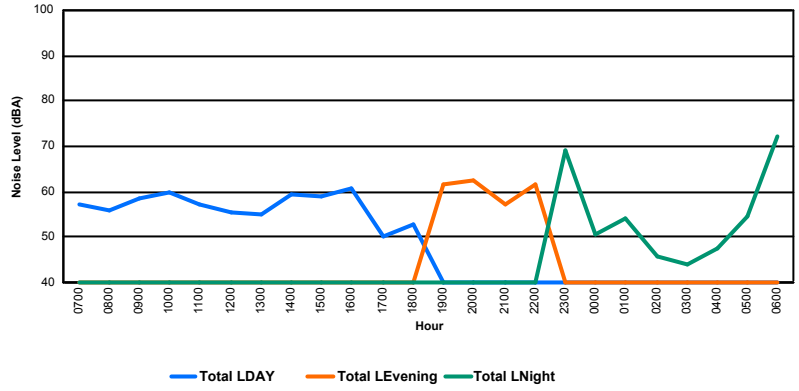

LE GOUVERNEMENT
DU GRAND-DUCHÉ DE LUXEMBOURG
Administration de la navigation aérienne

Luxembourg Airport

Noise Distribution by Hour

Between 22/11/2019 00:00:00 and 22/11/2019 23:59:59 (Local Time)

Day	Aircraft Events	Total LDEN dB (A)	Aircraft LDEN dB(A)	Background LDEN dB(A)	Total LDay dB(A)	Total LEvening dB(A)	Total LNight dB (A)
22/11/19 7:00	2	72.2	72.1	54.8	72.2	-	-
22/11/19 8:00	7	68.0	67.8	53.5	68.0	-	-
22/11/19 9:00	11	71.0	70.9	56.8	71.0	-	-
22/11/19 10:00	10	72.7	72.6	56.6	72.7	-	-
22/11/19 11:00	5	68.5	68.2	56.8	68.5	-	-
22/11/19 12:00	5	68.6	68.3	55.1	68.6	-	-
22/11/19 13:00	6	64.5	63.9	56.0	64.5	-	-
22/11/19 14:00	8	68.6	68.3	55.9	68.6	-	-
22/11/19 15:00	7	69.5	69.3	55.5	69.5	-	-
22/11/19 16:00	7	68.5	68.3	56.1	68.5	-	-
22/11/19 17:00	7	63.8	63.3	54.9	63.8	-	-
22/11/19 18:00	9	61.5	60.6	54.4	61.5	-	-
22/11/19 19:00	11	71.3	71.1	57.9	-	71.3	-
22/11/19 20:00	7	71.2	71.1	56.9	-	71.2	-
22/11/19 21:00	3	66.0	65.6	55.0	-	66.0	-
22/11/19 22:00	2	70.1	69.9	54.0	-	70.1	-
22/11/19 23:00	4	80.6	80.6	59.3	-	-	80.6
23/11/19 0:00	-	56.7	-	56.7	-	-	56.7
23/11/19 1:00	1	58.1	54.1	56.0	-	-	58.1
23/11/19 2:00	-	55.1	-	55.1	-	-	55.1
23/11/19 3:00	-	54.8	-	54.8	-	-	54.8
23/11/19 4:00	-	55.5	-	55.5	-	-	55.5
23/11/19 5:00	-	58.0	-	58.0	-	-	58.0
23/11/19 6:00	9	81.7	81.7	60.2	-	-	81.7
	121	**72.3**	**72.2**	**56.4**	**69.1**	**70.1**	**75.2**

Location: DVOR NMT # 2

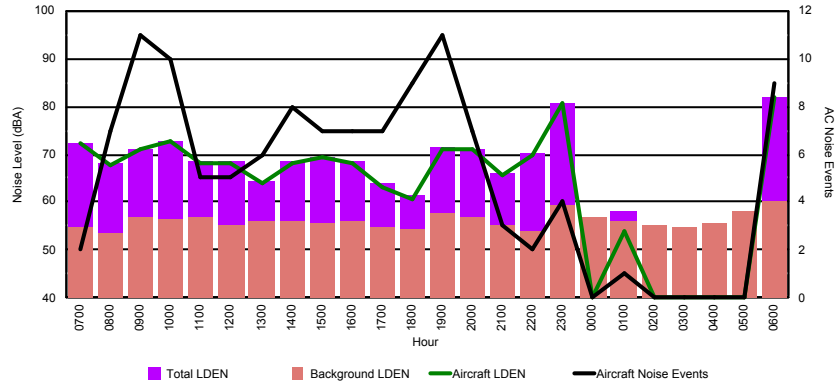

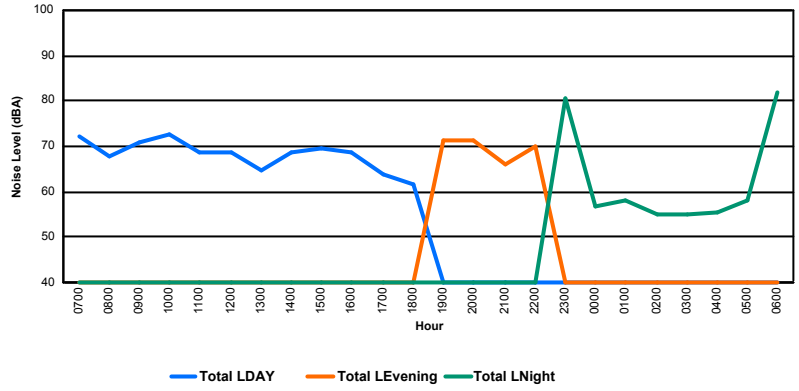

LE GOUVERNEMENT
DU GRAND-DUCHÉ DE LUXEMBOURG
Administration de la navigation aérienne

Luxembourg Airport

Noise Distribution by Hour

Between 22/11/2019 00:00:00 and 22/11/2019 23:59:59 (Local Time)

Day	Aircraft Events	Total LDEN dB (A)	Aircraft LDEN dB(A)	Background LDEN dB(A)	Total LDay dB(A)	Total LEvening dB(A)	Total LNight dB (A)
22/11/19 7:00	9	69.0	68.1	62.0	69.0	-	-
22/11/19 8:00	4	63.8	62.2	58.7	63.8	-	-
22/11/19 9:00	8	70.3	69.2	64.1	70.3	-	-
22/11/19 10:00	12	69.8	68.7	63.4	69.8	-	-
22/11/19 11:00	13	74.1	71.8	70.4	74.1	-	-
22/11/19 12:00	6	70.2	64.6	68.8	70.2	-	-
22/11/19 13:00	11	71.2	70.9	59.6	71.2	-	-
22/11/19 14:00	8	69.8	69.6	56.0	69.8	-	-
22/11/19 15:00	21	70.3	70.1	56.7	70.3	-	-
22/11/19 16:00	7	71.9	71.8	57.5	71.9	-	-
22/11/19 17:00	8	68.1	67.5	59.5	68.1	-	-
22/11/19 18:00	9	67.7	66.7	60.9	67.7	-	-
22/11/19 19:00	16	76.0	75.5	66.9	-	76.0	-
22/11/19 20:00	10	75.4	75.1	63.5	-	75.4	-
22/11/19 21:00	3	72.7	72.2	63.2	-	72.7	-
22/11/19 22:00	2	73.3	72.6	65.7	-	73.3	-
22/11/19 23:00	3	80.4	80.3	65.0	-	-	80.4
23/11/19 0:00	-	61.9	-	62.0	-	-	61.9
23/11/19 1:00	3	73.3	65.3	72.6	-	-	73.3
23/11/19 2:00	-	71.4	-	71.5	-	-	71.4
23/11/19 3:00	-	59.5	-	59.5	-	-	59.5
23/11/19 4:00	-	60.7	-	60.7	-	-	60.7
23/11/19 5:00	-	61.9	-	61.9	-	-	61.9
23/11/19 6:00	12	84.2	84.0	71.8	-	-	84.2
	165	**74.4**	**73.7**	**66.1**	**70.3**	**74.6**	**77.1**

Location: Mid Runway NMT # 3

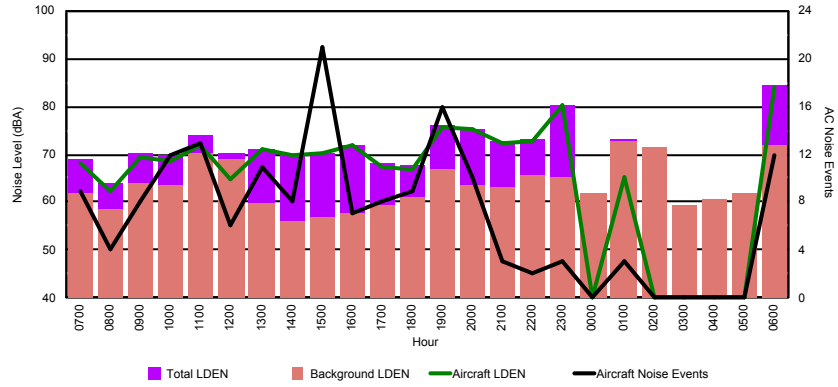

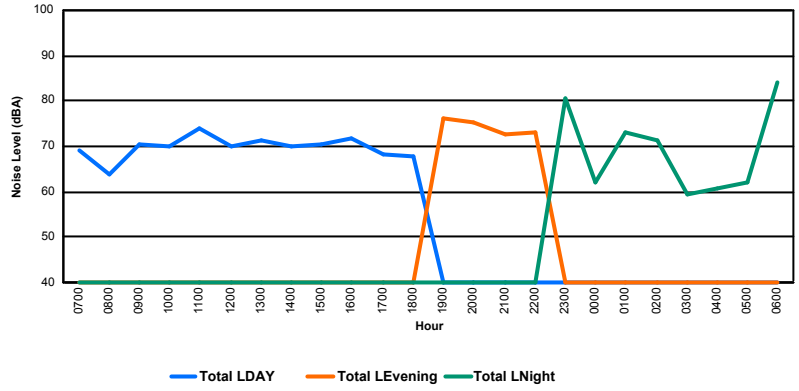

LE GOUVERNEMENT
DU GRAND-DUCHÉ DE LUXEMBOURG
Administration de la navigation aérienne

Luxembourg Airport

Noise Distribution by Hour

Between 22/11/2019 00:00:00 and 22/11/2019 23:59:59 (Local Time)

Day	Aircraft Events	Total LDEN dB (A)	Aircraft LDEN dB(A)	Background LDEN dB(A)	Total LDay dB(A)	Total LEvening dB(A)	Total LNight dB (A)
22/11/19 7:00	9	65.7	63.0	67.0	65.7	-	-
22/11/19 8:00	4	64.7	55.8	67.7	64.7	-	-
22/11/19 9:00	7	68.5	66.7	65.9	68.5	-	-
22/11/19 10:00	9	66.6	63.7	65.7	66.6	-	-
22/11/19 11:00	15	67.9	66.5	64.1	67.9	-	-
22/11/19 12:00	7	64.6	59.9	63.7	64.6	-	-
22/11/19 13:00	12	69.2	68.1	63.9	69.2	-	-
22/11/19 14:00	12	65.3	60.9	64.6	65.3	-	-
22/11/19 15:00	34	65.1	61.7	64.5	65.1	-	-
22/11/19 16:00	33	69.1	68.3	63.4	69.1	-	-
22/11/19 17:00	18	68.9	67.8	62.9	68.9	-	-
22/11/19 18:00	20	70.8	70.2	63.5	70.8	-	-
22/11/19 19:00	12	71.0	67.8	69.3	-	71.0	-
22/11/19 20:00	9	73.3	72.2	67.1	-	73.3	-
22/11/19 21:00	7	70.5	68.4	66.6	-	70.5	-
22/11/19 22:00	15	72.2	71.3	66.1	-	72.2	-
22/11/19 23:00	-	69.6	-	69.8	-	-	69.6
23/11/19 0:00	2	74.2	73.2	68.6	-	-	74.2
23/11/19 1:00	3	77.8	77.5	67.3	-	-	77.8
23/11/19 2:00	1	77.1	76.7	66.0	-	-	77.1
23/11/19 3:00	-	65.8	-	66.3	-	-	65.8
23/11/19 4:00	-	66.6	-	67.2	-	-	66.6
23/11/19 5:00	-	68.4	-	69.4	-	-	68.4
23/11/19 6:00	3	71.0	58.5	72.2	-	-	71.0
	232	**71.1**	**69.5**	**67.0**	**67.7**	**71.9**	**73.4**

Location: NDB-Hamm NMT # 4

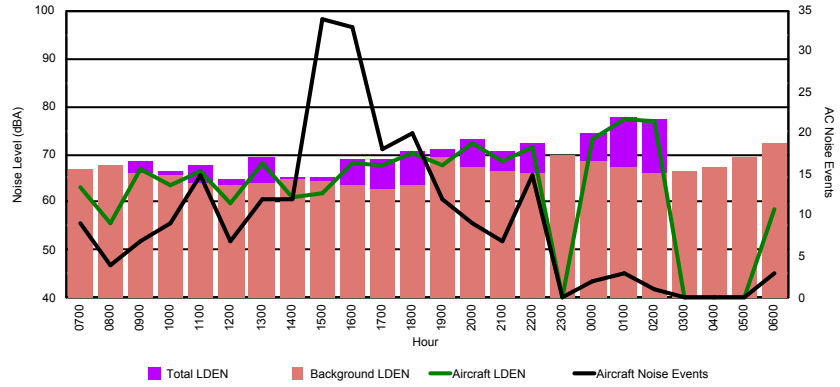

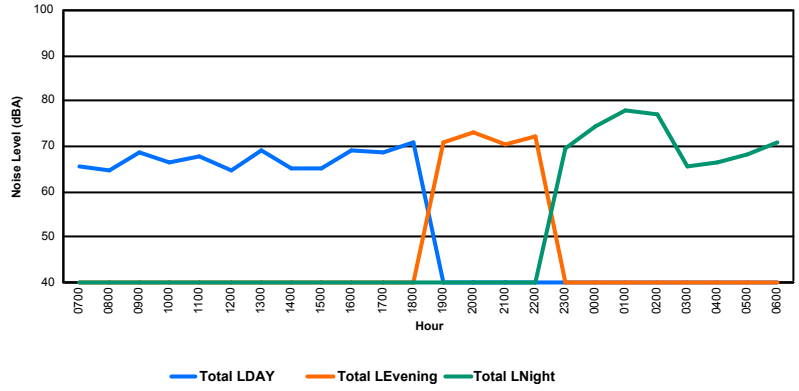

LE GOUVERNEMENT
DU GRAND-DUCHÉ DE LUXEMBOURG
Administration de la navigation aérienne

Luxembourg Airport

Noise Distribution by Hour

Between 23/11/2019 00:00:00 and 23/11/2019 23:59:59 (Local Time)

Day	Aircraft Events	Total LDEN dB (A)	Aircraft LDEN dB(A)	Background LDEN dB(A)	Total LDay dB(A)	Total LEvening dB(A)	Total LNight dB (A)
23/11/19 7:00	5	59.0	58.7	47.9	59.0	-	-
23/11/19 8:00	1	46.6	41.4	45.1	46.6	-	-
23/11/19 9:00	-	46.1	-	46.1	46.1	-	-
23/11/19 10:00	5	57.7	56.6	51.6	57.7	-	-
23/11/19 11:00	2	53.2	48.0	51.8	53.2	-	-
23/11/19 12:00	1	56.9	55.9	49.8	56.9	-	-
23/11/19 13:00	3	57.4	56.8	48.7	57.4	-	-
23/11/19 14:00	1	48.8	40.0	48.2	48.8	-	-
23/11/19 15:00	2	57.1	56.8	46.1	57.1	-	-
23/11/19 16:00	3	53.7	52.3	48.3	53.7	-	-
23/11/19 17:00	1	49.6	47.6	45.4	49.6	-	-
23/11/19 18:00	4	53.9	52.7	48.0	53.9	-	-
23/11/19 19:00	4	67.2	66.9	55.1	-	67.2	-
23/11/19 20:00	1	54.7	53.3	48.9	-	54.7	-
23/11/19 21:00	1	51.2	47.2	49.1	-	51.2	-
23/11/19 22:00	7	62.8	62.3	53.7	-	62.8	-
23/11/19 23:00	3	67.7	67.5	54.6	-	-	67.7
24/11/19 0:00	1	65.7	65.4	52.3	-	-	65.7
24/11/19 1:00	1	63.7	63.4	49.8	-	-	63.7
24/11/19 2:00	-	48.8	-	48.8	-	-	48.8
24/11/19 3:00	1	64.1	64.0	48.5	-	-	64.1
24/11/19 4:00	-	47.2	-	47.2	-	-	47.2
24/11/19 5:00	-	48.9	-	48.9	-	-	48.9
24/11/19 6:00	-	53.5	-	53.5	-	-	53.5
	47	**60.4**	**59.9**	**50.4**	**55.1**	**62.8**	**62.7**

Location: Roodt/Syr NMT # 1

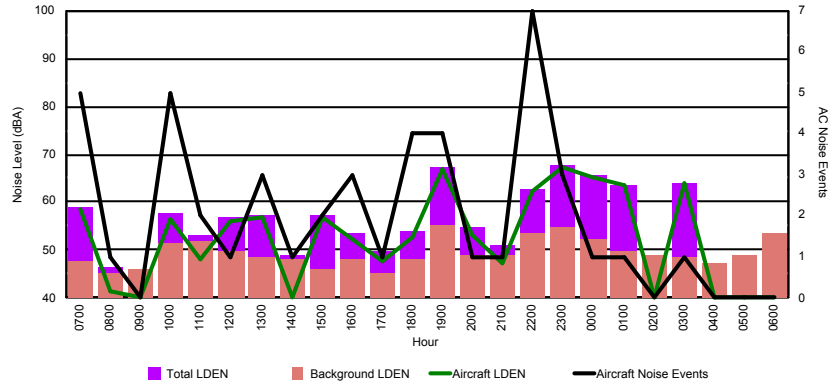

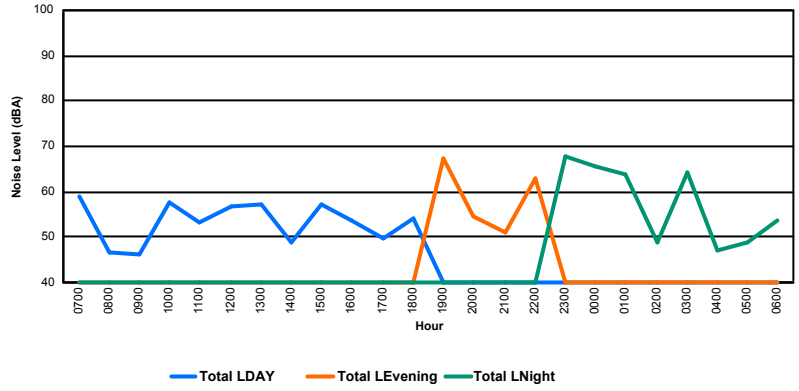

LE GOUVERNEMENT
DU GRAND-DUCHÉ DE LUXEMBOURG
Administration de la navigation aérienne

Luxembourg Airport

Noise Distribution by Hour

Between 23/11/2019 00:00:00 and 23/11/2019 23:59:59 (Local Time)

Day	Aircraft Events	Total LDEN dB (A)	Aircraft LDEN dB(A)	Background LDEN dB(A)	Total LDay dB(A)	Total LEvening dB(A)	Total LNight dB (A)
23/11/19 7:00	11	68.0	67.9	50.2	68.0	-	-
23/11/19 8:00	2	56.8	55.6	50.7	56.8	-	-
23/11/19 9:00	3	56.2	54.0	52.2	56.2	-	-
23/11/19 10:00	6	65.0	64.8	52.8	65.0	-	-
23/11/19 11:00	8	59.9	59.0	52.8	59.9	-	-
23/11/19 12:00	2	65.0	64.8	51.8	65.0	-	-
23/11/19 13:00	4	66.3	66.1	51.7	66.3	-	-
23/11/19 14:00	2	56.3	54.7	51.3	56.3	-	-
23/11/19 15:00	2	65.7	65.5	50.9	65.7	-	-
23/11/19 16:00	4	61.5	61.0	51.9	61.5	-	-
23/11/19 17:00	2	58.0	56.5	52.6	58.0	-	-
23/11/19 18:00	5	65.9	65.7	53.0	65.9	-	-
23/11/19 19:00	6	75.5	75.4	58.1	-	75.5	-
23/11/19 20:00	1	65.5	65.0	55.2	-	65.5	-
23/11/19 21:00	1	61.8	60.8	54.9	-	61.8	-
23/11/19 22:00	7	74.0	73.9	56.4	-	74.0	-
23/11/19 23:00	3	81.4	81.4	59.3	-	-	81.4
24/11/19 0:00	1	79.6	79.6	58.3	-	-	79.6
24/11/19 1:00	1	76.8	76.7	56.8	-	-	76.8
24/11/19 2:00	-	53.1	-	53.2	-	-	53.1
24/11/19 3:00	1	76.9	76.9	56.5	-	-	76.9
24/11/19 4:00	-	54.9	-	54.9	-	-	54.9
24/11/19 5:00	-	55.9	-	55.9	-	-	55.9
24/11/19 6:00	3	67.4	63.9	65.1	-	-	67.4
	75	**72.5**	**72.4**	**56.3**	**63.8**	**72.2**	**76.2**

Location: DVOR NMT # 2

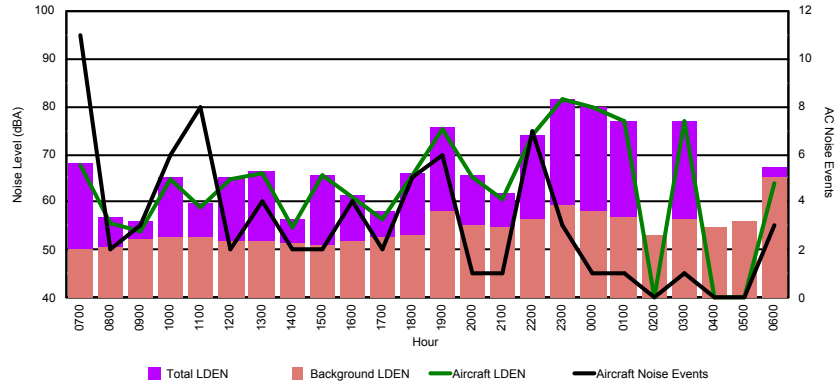

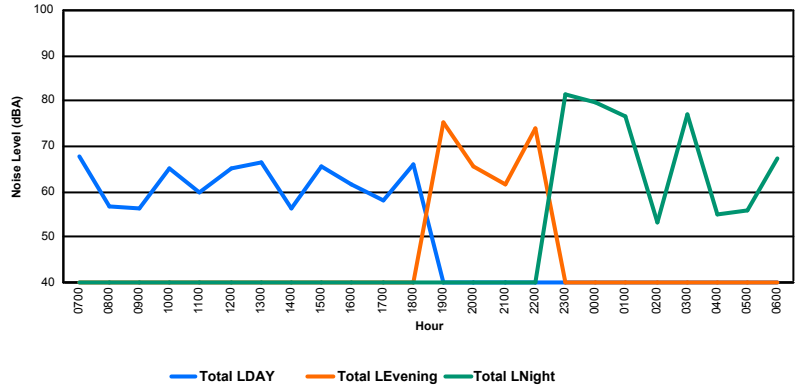

LE GOUVERNEMENT
DU GRAND-DUCHÉ DE LUXEMBOURG
Administration de la navigation aérienne

Luxembourg Airport

Noise Distribution by Hour

Between 23/11/2019 00:00:00 and 23/11/2019 23:59:59 (Local Time)

Day	Aircraft Events	Total LDEN dB (A)	Aircraft LDEN dB(A)	Background LDEN dB(A)	Total LDay dB(A)	Total LEvening dB(A)	Total LNight dB (A)
23/11/19 7:00	11	70.7	70.5	59.6	70.7	-	-
23/11/19 8:00	2	63.1	62.4	54.7	63.1	-	-
23/11/19 9:00	5	62.6	60.3	59.0	62.6	-	-
23/11/19 10:00	8	69.5	69.0	60.3	69.5	-	-
23/11/19 11:00	16	67.8	67.3	59.0	67.8	-	-
23/11/19 12:00	6	67.5	67.2	55.6	67.5	-	-
23/11/19 13:00	11	69.0	68.7	57.9	69.0	-	-
23/11/19 14:00	8	64.8	64.1	57.0	64.8	-	-
23/11/19 15:00	8	67.2	67.0	55.4	67.2	-	-
23/11/19 16:00	6	66.7	65.6	60.4	66.7	-	-
23/11/19 17:00	4	66.0	65.6	56.7	66.0	-	-
23/11/19 18:00	4	69.7	69.4	57.2	69.7	-	-
23/11/19 19:00	12	78.7	78.5	66.6	-	78.7	-
23/11/19 20:00	3	68.3	67.5	60.5	-	68.3	-
23/11/19 21:00	5	75.8	74.2	70.7	-	75.8	-
23/11/19 22:00	9	80.9	80.8	63.4	-	80.9	-
23/11/19 23:00	5	74.3	73.8	65.0	-	-	74.3
24/11/19 0:00	3	77.8	77.6	65.2	-	-	77.8
24/11/19 1:00	-	69.5	-	69.6	-	-	69.5
24/11/19 2:00	-	57.4	-	57.4	-	-	57.4
24/11/19 3:00	1	69.8	68.6	63.5	-	-	69.8
24/11/19 4:00	-	58.5	-	58.5	-	-	58.5
24/11/19 5:00	-	59.7	-	59.8	-	-	59.7
24/11/19 6:00	5	83.7	81.7	79.5	-	-	83.7
	132	**74.4**	**73.4**	**67.6**	**67.7**	**77.8**	**76.3**

Location: Mid Runway NMT # 3

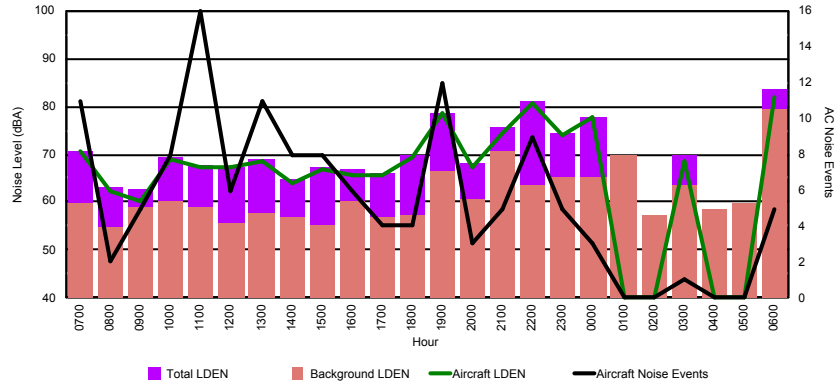

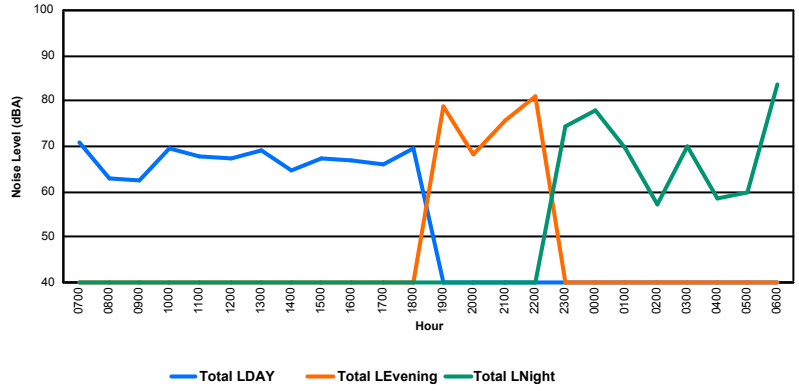

LE GOUVERNEMENT
DU GRAND-DUCHÉ DE LUXEMBOURG
Administration de la navigation aérienne

Luxembourg Airport

Noise Distribution by Hour

Between 23/11/2019 00:00:00 and 23/11/2019 23:59:59 (Local Time)

Day	Aircraft Events	Total LDEN dB (A)	Aircraft LDEN dB(A)	Background LDEN dB(A)	Total LDay dB(A)	Total LEvening dB(A)	Total LNight dB (A)
23/11/19 7:00	6	65.5	64.3	61.0	65.5	-	-
23/11/19 8:00	5	63.1	58.9	64.4	63.1	-	-
23/11/19 9:00	9	68.2	66.9	63.3	68.2	-	-
23/11/19 10:00	15	68.2	66.8	63.6	68.2	-	-
23/11/19 11:00	11	67.0	65.1	63.1	67.0	-	-
23/11/19 12:00	9	64.5	60.7	62.4	64.5	-	-
23/11/19 13:00	8	67.1	65.4	62.5	67.1	-	-
23/11/19 14:00	12	67.4	65.9	62.5	67.4	-	-
23/11/19 15:00	6	66.9	65.6	61.3	66.9	-	-
23/11/19 16:00	10	70.8	70.3	61.7	70.8	-	-
23/11/19 17:00	3	62.7	56.7	61.6	62.7	-	-
23/11/19 18:00	1	63.3	52.7	63.3	63.3	-	-
23/11/19 19:00	10	76.2	75.7	67.4	-	76.2	-
23/11/19 20:00	4	70.9	69.8	64.5	-	70.9	-
23/11/19 21:00	5	73.9	73.4	65.0	-	73.9	-
23/11/19 22:00	2	72.5	71.7	64.8	-	72.5	-
23/11/19 23:00	1	74.7	73.0	69.9	-	-	74.7
24/11/19 0:00	3	78.7	78.3	71.6	-	-	78.7
24/11/19 1:00	-	68.4	-	69.7	-	-	68.4
24/11/19 2:00	-	65.0	-	66.0	-	-	65.0
24/11/19 3:00	1	64.9	47.0	65.2	-	-	64.9
24/11/19 4:00	-	64.8	-	64.9	-	-	64.8
24/11/19 5:00	-	65.9	-	66.1	-	-	65.9
24/11/19 6:00	9	80.8	80.6	68.1	-	-	80.8
	130	**72.2**	**71.3**	**65.8**	**66.9**	**73.8**	**74.8**

Location: NDB-Hamm NMT # 4

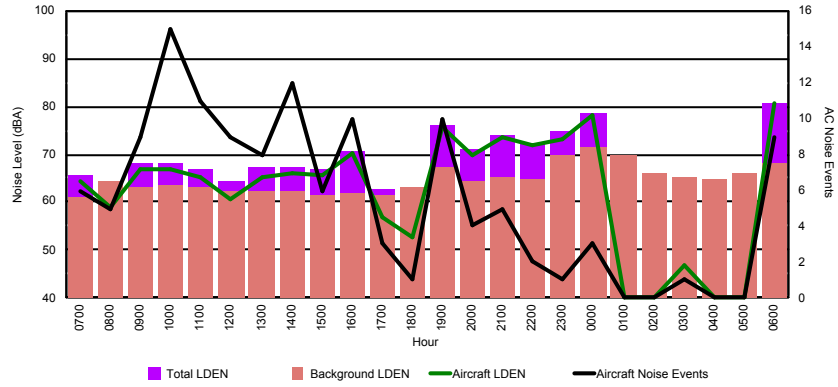

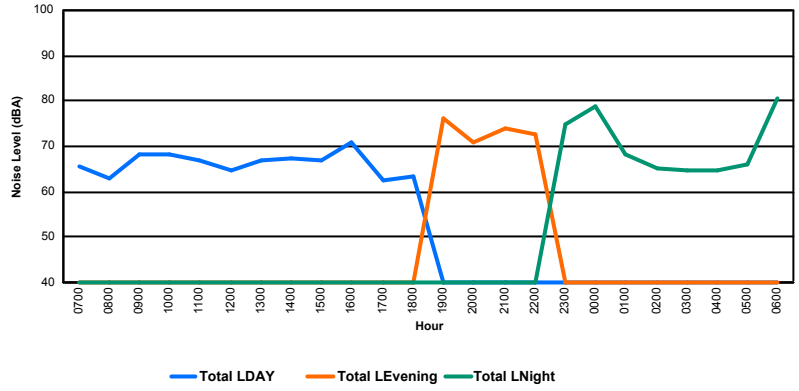

LE GOUVERNEMENT
DU GRAND-DUCHÉ DE LUXEMBOURG
Administration de la navigation aérienne

Luxembourg Airport

Noise Distribution by Hour

Between 24/11/2019 00:00:00 and 24/11/2019 23:59:59 (Local Time)

Day	Aircraft Events	Total LDEN dB (A)	Aircraft LDEN dB(A)	Background LDEN dB(A)	Total LDay dB(A)	Total LEvening dB(A)	Total LNight dB (A)
24/11/19 7:00	1	47.0	43.6	44.3	47.0	-	-
24/11/19 8:00	2	52.7	51.9	45.1	52.7	-	-
24/11/19 9:00	2	54.1	53.3	46.6	54.1	-	-
24/11/19 10:00	5	54.1	52.9	48.1	54.1	-	-
24/11/19 11:00	3	54.5	53.6	47.3	54.5	-	-
24/11/19 12:00	5	59.5	59.0	50.0	59.5	-	-
24/11/19 13:00	5	60.1	59.0	53.7	60.1	-	-
24/11/19 14:00	2	55.9	53.6	52.2	55.9	-	-
24/11/19 15:00	8	60.4	59.7	52.6	60.4	-	-
24/11/19 16:00	7	58.3	57.3	51.7	58.3	-	-
24/11/19 17:00	10	57.8	56.8	51.2	57.8	-	-
24/11/19 18:00	6	55.4	53.7	50.7	55.4	-	-
24/11/19 19:00	8	62.3	61.3	55.9	-	62.3	-
24/11/19 20:00	5	61.0	59.7	55.3	-	61.0	-
24/11/19 21:00	5	58.9	56.5	55.5	-	58.9	-
24/11/19 22:00	16	64.9	64.3	56.6	-	64.9	-
24/11/19 23:00	1	65.9	65.6	54.5	-	-	65.9
25/11/19 0:00	1	65.5	65.0	55.7	-	-	65.5
25/11/19 1:00	-	54.4	-	54.5	-	-	54.4
25/11/19 2:00	1	66.3	66.0	54.9	-	-	66.3
25/11/19 3:00	-	53.8	-	53.9	-	-	53.8
25/11/19 4:00	1	65.3	64.8	55.0	-	-	65.3
25/11/19 5:00	-	57.4	-	57.8	-	-	57.4
25/11/19 6:00	2	68.9	68.4	60.0	-	-	68.9
	96	**61.9**	**61.1**	**54.2**	**57.0**	**62.3**	**64.8**

Location: Roodt/Syr NMT # 1

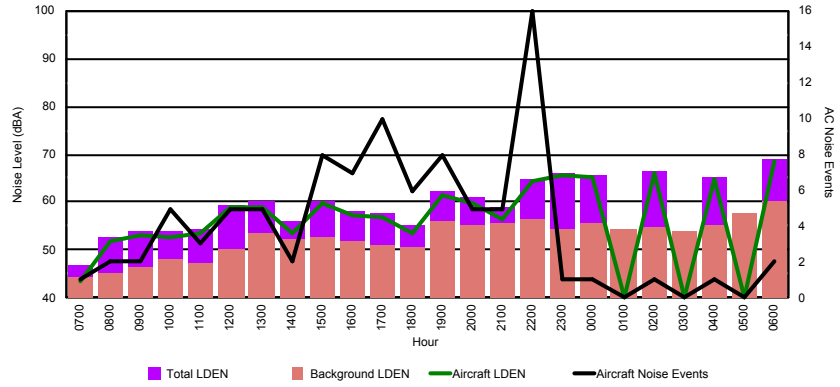

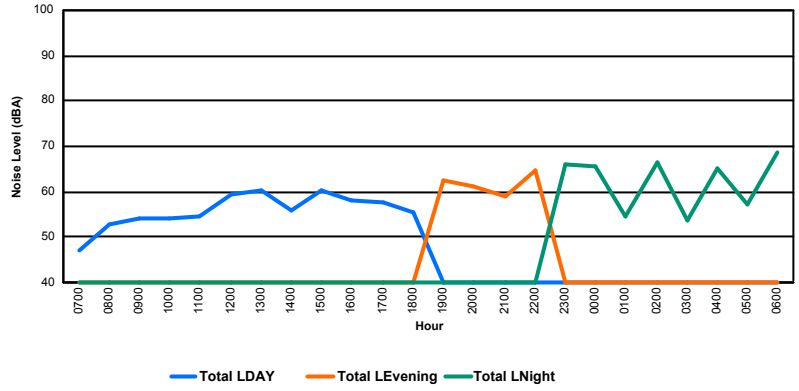

LE GOUVERNEMENT
DU GRAND-DUCHÉ DE LUXEMBOURG
Administration de la navigation aérienne

Luxembourg Airport

Noise Distribution by Hour

Between 24/11/2019 00:00:00 and 24/11/2019 23:59:59 (Local Time)

Day	Aircraft Events	Total LDEN dB (A)	Aircraft LDEN dB(A)	Background LDEN dB(A)	Total LDay dB(A)	Total LEvening dB(A)	Total LNight dB (A)
24/11/19 7:00	2	59.1	56.6	55.5	59.1	-	-
24/11/19 8:00	2	65.1	64.8	53.1	65.1	-	-
24/11/19 9:00	2	66.3	66.1	53.8	66.3	-	-
24/11/19 10:00	8	65.7	65.5	53.5	65.7	-	-
24/11/19 11:00	5	63.4	62.7	55.1	63.4	-	-
24/11/19 12:00	6	71.4	71.3	53.8	71.4	-	-
24/11/19 13:00	5	73.6	73.6	51.4	73.6	-	-
24/11/19 14:00	2	68.8	68.7	53.0	68.8	-	-
24/11/19 15:00	8	71.4	71.3	55.0	71.4	-	-
24/11/19 16:00	10	70.4	70.3	54.1	70.4	-	-
24/11/19 17:00	12	69.9	69.7	56.9	69.9	-	-
24/11/19 18:00	9	68.0	67.6	58.3	68.0	-	-
24/11/19 19:00	8	73.9	73.6	61.4	-	73.9	-
24/11/19 20:00	5	73.5	73.2	61.7	-	73.5	-
24/11/19 21:00	5	71.0	70.7	57.2	-	71.0	-
24/11/19 22:00	21	76.9	76.9	60.5	-	76.9	-
24/11/19 23:00	1	77.4	77.3	58.9	-	-	77.4
25/11/19 0:00	1	79.3	79.2	58.1	-	-	79.3
25/11/19 1:00	-	54.2	-	54.2	-	-	54.2
25/11/19 2:00	1	78.4	78.3	57.0	-	-	78.4
25/11/19 3:00	-	55.3	-	55.3	-	-	55.3
25/11/19 4:00	1	76.6	76.5	58.9	-	-	76.6
25/11/19 5:00	-	60.1	-	60.1	-	-	60.1
25/11/19 6:00	2	82.1	82.1	63.9	-	-	82.1
	116	**74.2**	**74.1**	**57.9**	**69.2**	**74.3**	**77.2**

Location: DVOR NMT # 2

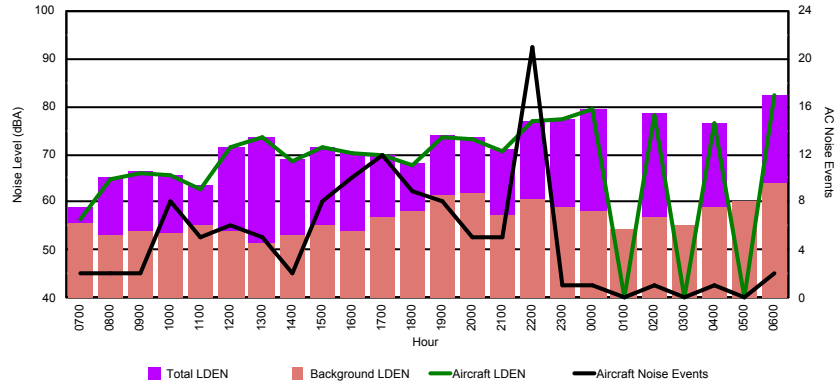

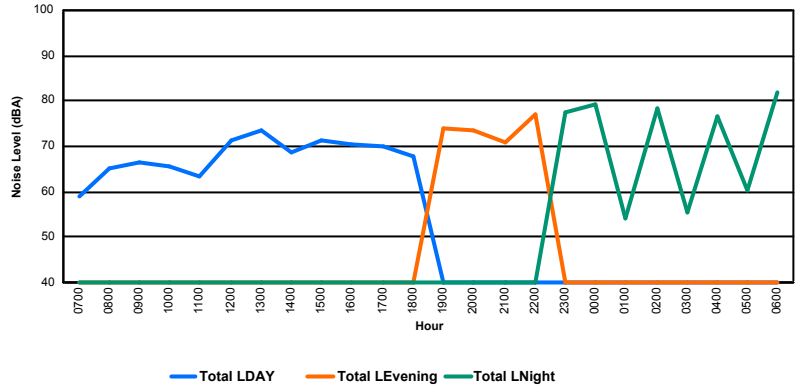

LE GOUVERNEMENT
DU GRAND-DUCHÉ DE LUXEMBOURG
Administration de la navigation aérienne

Luxembourg Airport

Noise Distribution by Hour

Between 24/11/2019 00:00:00 and 24/11/2019 23:59:59 (Local Time)

Day	Aircraft Events	Total LDEN dB (A)	Aircraft LDEN dB(A)	Background LDEN dB(A)	Total LDay dB(A)	Total LEvening dB(A)	Total LNight dB (A)
24/11/19 7:00	6	68.1	67.9	55.7	68.1	-	-
24/11/19 8:00	3	66.8	66.4	56.8	66.8	-	-
24/11/19 9:00	7	70.9	70.7	57.3	70.9	-	-
24/11/19 10:00	8	69.2	68.7	60.2	69.2	-	-
24/11/19 11:00	12	71.3	67.6	68.9	71.3	-	-
24/11/19 12:00	5	76.6	75.7	68.9	76.6	-	-
24/11/19 13:00	6	67.7	66.2	62.4	67.7	-	-
24/11/19 14:00	8	69.1	68.5	60.5	69.1	-	-
24/11/19 15:00	9	73.3	73.0	62.1	73.3	-	-
24/11/19 16:00	10	75.8	75.6	63.6	75.8	-	-
24/11/19 17:00	22	70.1	69.6	61.8	70.1	-	-
24/11/19 18:00	15	72.7	72.2	63.7	72.7	-	-
24/11/19 19:00	6	75.6	72.9	72.4	-	75.6	-
24/11/19 20:00	11	77.1	76.7	66.7	-	77.1	-
24/11/19 21:00	6	76.2	73.3	73.1	-	76.2	-
24/11/19 22:00	17	77.6	76.5	71.4	-	77.6	-
24/11/19 23:00	1	69.6	67.9	64.5	-	-	69.6
25/11/19 0:00	1	68.8	67.8	61.7	-	-	68.8
25/11/19 1:00	-	59.8	-	59.9	-	-	59.8
25/11/19 2:00	1	76.2	58.6	76.1	-	-	76.2
25/11/19 3:00	-	58.7	-	58.7	-	-	58.7
25/11/19 4:00	-	67.8	-	67.9	-	-	67.8
25/11/19 5:00	-	60.4	-	60.5	-	-	60.4
25/11/19 6:00	12	83.9	81.5	80.4	-	-	83.9
	166	**74.6**	**72.8**	**70.2**	**72.1**	**76.7**	**75.9**

Location: Mid Runway NMT # 3

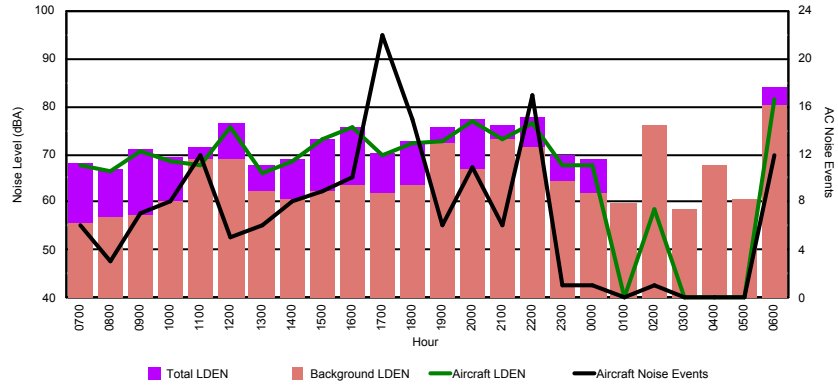

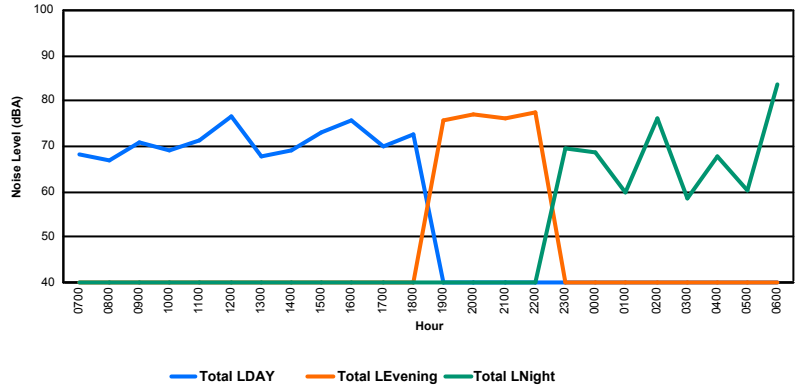

LE GOUVERNEMENT
DU GRAND-DUCHÉ DE LUXEMBOURG
Administration de la navigation aérienne

Luxembourg Airport

Noise Distribution by Hour

Between 24/11/2019 00:00:00 and 24/11/2019 23:59:59 (Local Time)

Day	Aircraft Events	Total LDEN dB (A)	Aircraft LDEN dB(A)	Background LDEN dB(A)	Total LDay dB(A)	Total LEvening dB(A)	Total LNight dB (A)
24/11/19 7:00	4	70.3	70.1	57.7	70.3	-	-
24/11/19 8:00	1	66.9	66.3	58.4	66.9	-	-
24/11/19 9:00	9	67.9	67.3	58.8	67.9	-	-
24/11/19 10:00	3	67.1	66.2	60.1	67.1	-	-
24/11/19 11:00	5	70.2	69.8	60.1	70.2	-	-
24/11/19 12:00	3	63.1	61.4	58.4	63.1	-	-
24/11/19 13:00	5	61.6	59.1	58.1	61.6	-	-
24/11/19 14:00	7	66.9	66.1	58.8	66.9	-	-
24/11/19 15:00	5	68.1	67.5	59.2	68.1	-	-
24/11/19 16:00	4	63.2	60.2	60.4	63.2	-	-
24/11/19 17:00	9	68.0	67.1	60.8	68.0	-	-
24/11/19 18:00	12	71.7	71.3	61.3	71.7	-	-
24/11/19 19:00	6	73.6	72.9	65.6	-	73.6	-
24/11/19 20:00	9	74.7	74.3	63.7	-	74.7	-
24/11/19 21:00	7	71.4	70.8	62.9	-	71.4	-
24/11/19 22:00	4	73.7	73.5	61.4	-	73.7	-
24/11/19 23:00	-	64.6	-	64.6	-	-	64.6
25/11/19 0:00	-	62.3	-	62.8	-	-	62.3
25/11/19 1:00	-	61.1	-	61.5	-	-	61.1
25/11/19 2:00	1	62.1	39.0	62.6	-	-	62.1
25/11/19 3:00	-	63.6	-	63.7	-	-	63.6
25/11/19 4:00	-	66.4	-	67.1	-	-	66.4
25/11/19 5:00	-	70.5	-	71.8	-	-	70.5
25/11/19 6:00	15	82.3	82.1	77.7	-	-	82.3
	109	**71.8**	**71.1**	**66.6**	**68.0**	**73.5**	**73.9**

Location: NDB-Hamm NMT # 4

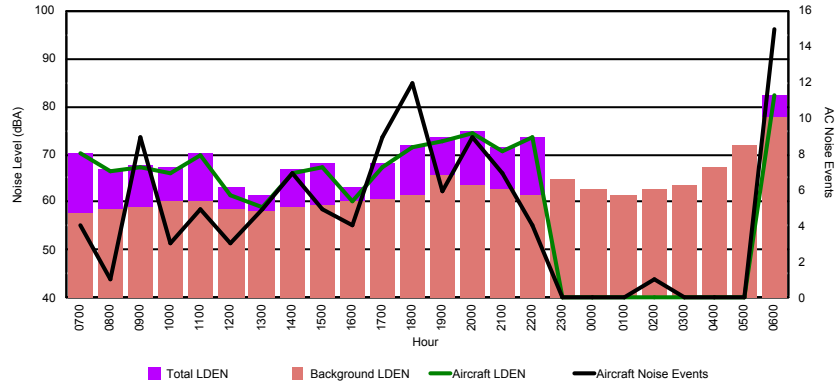

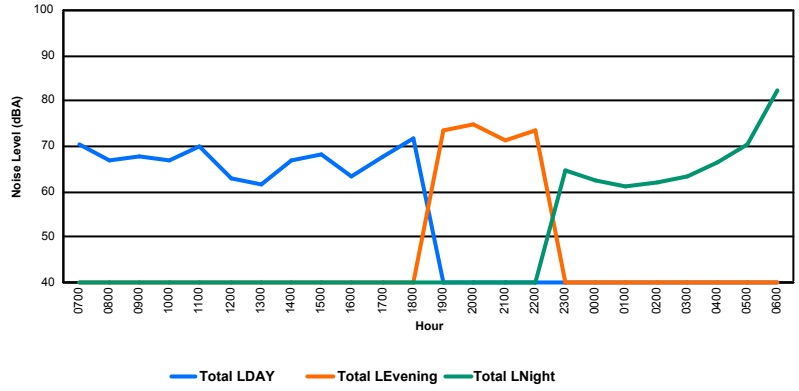

LE GOUVERNEMENT
DU GRAND-DUCHÉ DE LUXEMBOURG
Administration de la navigation aérienne

Luxembourg Airport

Noise Distribution by Hour

Between 25/11/2019 00:00:00 and 25/11/2019 23:59:59 (Local Time)

Day	Aircraft Events	Total LDEN dB (A)	Aircraft LDEN dB(A)	Background LDEN dB(A)	Total LDay dB(A)	Total LEvening dB(A)	Total LNight dB (A)
25/11/19 7:00	1	50.2	45.2	48.6	50.2	-	-
25/11/19 8:00	7	60.1	59.7	50.5	60.1	-	-
25/11/19 10:29	6	57.2	55.5	52.2	57.2	-	-
25/11/19 11:00	7	60.5	60.0	51.5	60.5	-	-
25/11/19 12:00	6	58.8	57.5	53.2	58.8	-	-
25/11/19 13:00	4	58.9	57.5	53.5	58.9	-	-
25/11/19 14:00	8	60.6	59.7	53.3	60.6	-	-
25/11/19 15:00	6	59.9	59.0	53.0	59.9	-	-
25/11/19 16:00	7	56.9	55.3	52.0	56.9	-	-
25/11/19 17:00	2	52.3	49.4	49.3	52.3	-	-
25/11/19 18:00	8	57.8	56.8	51.4	57.8	-	-
25/11/19 19:00	8	65.1	64.6	55.5	-	65.1	-
25/11/19 20:00	6	61.3	60.3	54.6	-	61.3	-
25/11/19 21:00	6	63.9	63.3	54.7	-	63.9	-
25/11/19 22:00	11	61.0	60.0	54.7	-	61.0	-
25/11/19 23:00	-	54.4	-	54.4	-	-	54.4
26/11/19 0:00	-	55.2	-	55.3	-	-	55.2
26/11/19 1:00	1	63.7	63.1	54.2	-	-	63.7
26/11/19 2:00	1	66.1	65.7	54.3	-	-	66.1
26/11/19 3:00	-	53.5	-	53.6	-	-	53.5
26/11/19 4:00	-	57.7	-	57.7	-	-	57.7
26/11/19 5:00	-	57.6	-	57.7	-	-	57.6
26/11/19 6:00	2	69.3	68.9	58.2	-	-	69.3
	97	**61.6**	**60.7**	**54.3**	**58.5**	**63.2**	**63.3**

Location: Roodt/Syr NMT # 1

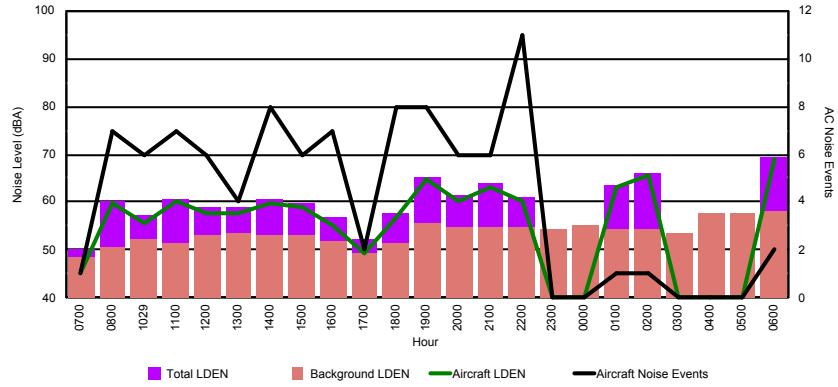

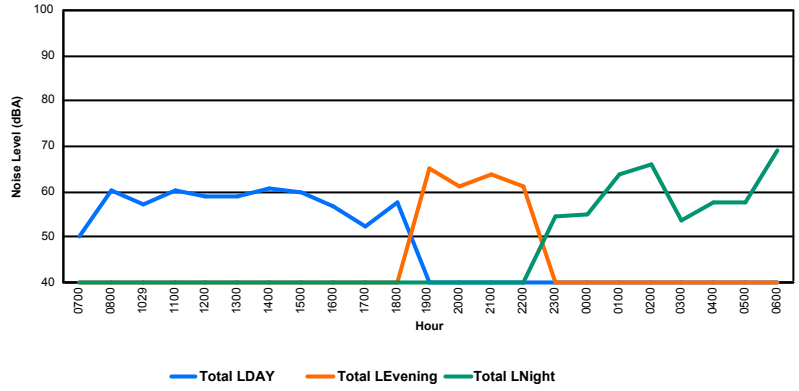

LE GOUVERNEMENT
DU GRAND-DUCHÉ DE LUXEMBOURG
Administration de la navigation aérienne

Luxembourg Airport

Noise Distribution by Hour

Between 25/11/2019 00:00:00 and 25/11/2019 23:59:59 (Local Time)

Day	Aircraft Events	Total LDEN dB (A)	Aircraft LDEN dB(A)	Background LDEN dB(A)	Total LDay dB(A)	Total LEvening dB(A)	Total LNight dB (A)
25/11/19 7:00	2	58.5	57.2	52.9	58.5	-	-
25/11/19 8:00	7	74.5	74.4	52.3	74.5	-	-
25/11/19 9:00	9	67.8	67.5	55.9	67.8	-	-
25/11/19 10:00	12	69.4	69.3	54.8	69.4	-	-
25/11/19 11:00	8	73.0	72.9	54.5	73.0	-	-
25/11/19 12:00	7	70.4	70.4	54.9	70.4	-	-
25/11/19 13:00	5	69.9	69.8	53.3	69.9	-	-
25/11/19 14:00	9	73.0	72.9	55.3	73.0	-	-
25/11/19 15:00	6	72.8	72.8	54.2	72.8	-	-
25/11/19 16:00	6	70.4	70.3	55.5	70.4	-	-
25/11/19 17:00	4	64.7	64.0	56.5	64.7	-	-
25/11/19 18:00	12	71.3	71.2	55.3	71.3	-	-
25/11/19 19:00	8	78.4	78.3	59.4	-	78.4	-
25/11/19 20:00	7	75.1	75.0	58.6	-	75.1	-
25/11/19 21:00	5	77.2	77.2	58.7	-	77.2	-
25/11/19 22:00	13	75.4	75.2	61.5	-	75.4	-
25/11/19 23:00	-	58.1	-	58.1	-	-	58.1
26/11/19 0:00	-	55.2	-	55.2	-	-	55.2
26/11/19 1:00	1	75.8	75.8	54.7	-	-	75.8
26/11/19 2:00	1	81.0	80.9	57.3	-	-	81.0
26/11/19 3:00	-	56.2	-	56.2	-	-	56.2
26/11/19 4:00	-	57.9	-	57.9	-	-	57.9
26/11/19 5:00	-	61.5	-	61.5	-	-	61.5
26/11/19 6:00	4	84.6	84.5	67.7	-	-	84.6
	126	**75.2**	**75.1**	**58.6**	**71.0**	**76.7**	**77.6**

Location: DVOR NMT # 2

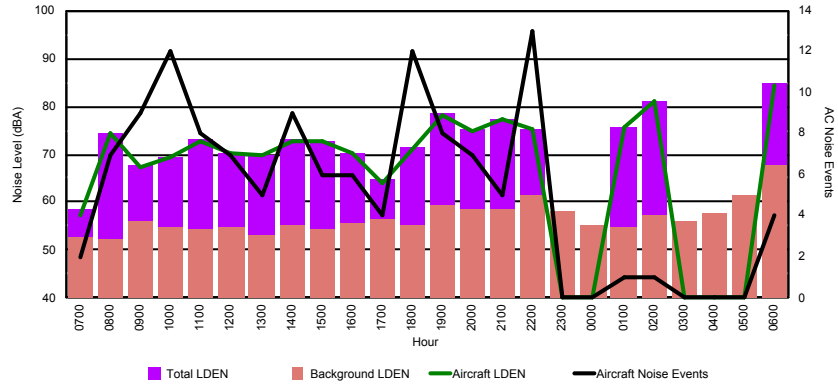

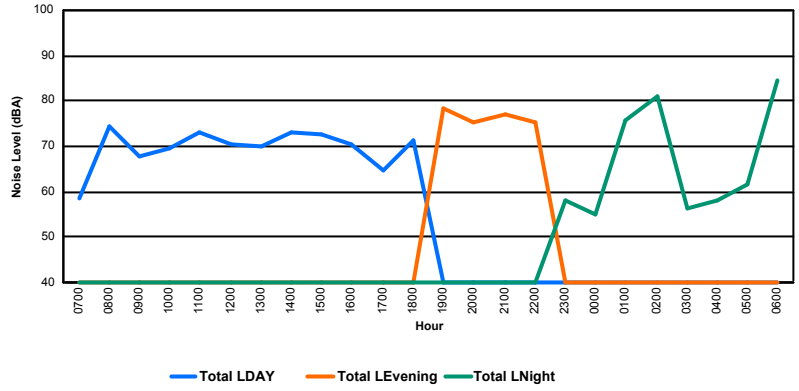

LE GOUVERNEMENT
DU GRAND-DUCHÉ DE LUXEMBOURG
Administration de la navigation aérienne

Luxembourg Airport

Noise Distribution by Hour

Between 25/11/2019 00:00:00 and 25/11/2019 23:59:59 (Local Time)

Day	Aircraft Events	Total LDEN dB (A)	Aircraft LDEN dB(A)	Background LDEN dB(A)	Total LDay dB(A)	Total LEvening dB(A)	Total LNight dB (A)
25/11/19 7:00	9	69.4	69.2	56.6	69.4	-	-
25/11/19 8:00	5	68.8	64.1	67.0	68.8	-	-
25/11/19 9:00	7	71.7	67.5	69.7	71.7	-	-
25/11/19 10:00	4	68.9	66.5	65.3	68.9	-	-
25/11/19 11:00	14	77.0	76.4	68.2	77.0	-	-
25/11/19 12:00	10	74.4	71.9	70.9	74.4	-	-
25/11/19 13:00	1	63.9	61.8	59.6	63.9	-	-
25/11/19 14:00	11	71.1	70.1	64.6	71.1	-	-
25/11/19 15:00	10	73.2	71.2	68.8	73.2	-	-
25/11/19 16:00	13	73.3	72.3	66.5	73.3	-	-
25/11/19 17:00	12	70.1	69.8	58.4	70.1	-	-
25/11/19 18:00	17	71.5	70.6	64.5	71.5	-	-
25/11/19 19:00	11	83.3	83.0	71.2	-	83.3	-
25/11/19 20:00	7	76.1	75.5	67.3	-	76.1	-
25/11/19 21:00	6	82.2	70.7	81.8	-	82.2	-
25/11/19 22:00	7	79.8	79.4	69.0	-	79.8	-
25/11/19 23:00	-	54.8	-	54.8	-	-	54.8
26/11/19 0:00	-	54.5	-	54.6	-	-	54.5
26/11/19 1:00	1	71.6	71.4	56.3	-	-	71.6
26/11/19 2:00	1	72.9	72.7	59.0	-	-	72.9
26/11/19 3:00	-	52.5	-	52.5	-	-	52.5
26/11/19 4:00	-	53.0	-	53.0	-	-	53.0
26/11/19 5:00	-	55.7	-	55.7	-	-	55.7
26/11/19 6:00	14	87.1	87.1	63.2	-	-	87.1
	160	**77.2**	**76.3**	**70.0**	**72.2**	**81.1**	**78.4**

Location: Mid Runway NMT # 3

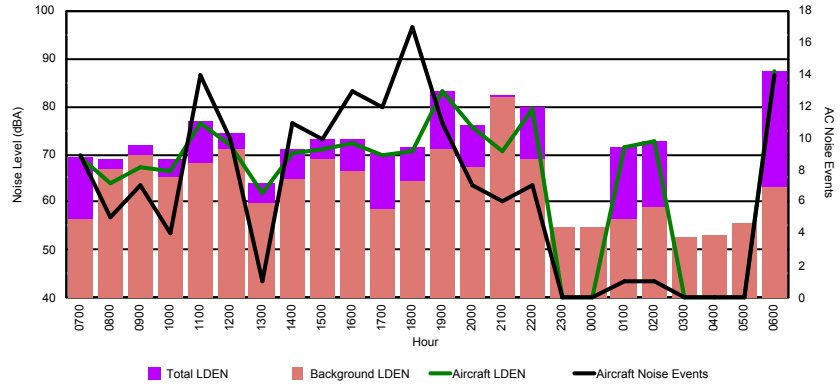

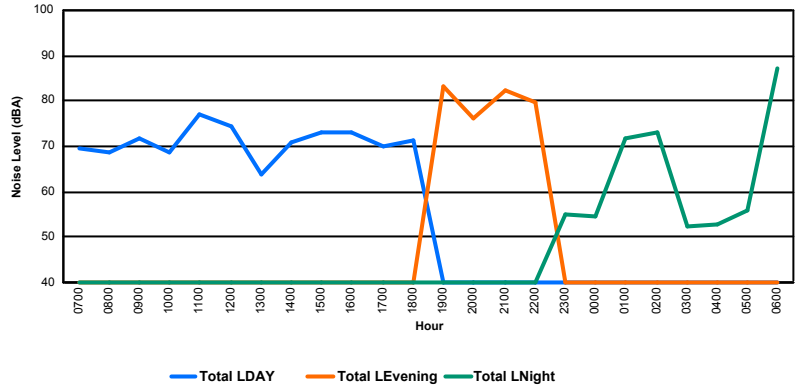

LE GOUVERNEMENT
DU GRAND-DUCHÉ DE LUXEMBOURG
Administration de la navigation aérienne

Luxembourg Airport

Noise Distribution by Hour

Between 25/11/2019 00:00:00 and 25/11/2019 23:59:59 (Local Time)

Day	Aircraft Events	Total LDEN dB (A)	Aircraft LDEN dB(A)	Background LDEN dB(A)	Total LDay dB(A)	Total LEvening dB(A)	Total LNight dB (A)
25/11/19 7:00	10	69.5	68.8	65.6	69.5	-	-
25/11/19 8:00	2	62.8	53.0	65.4	62.8	-	-
25/11/19 9:00	8	70.0	69.2	62.7	70.0	-	-
25/11/19 10:00	3	63.4	57.0	62.6	63.4	-	-
25/11/19 11:00	10	64.4	60.2	62.8	64.4	-	-
25/11/19 12:00	7	68.8	68.0	61.4	68.8	-	-
25/11/19 13:00	2	67.2	65.4	62.8	67.2	-	-
25/11/19 14:00	8	67.1	65.2	63.3	67.1	-	-
25/11/19 15:00	9	67.9	66.6	62.8	67.9	-	-
25/11/19 16:00	12	67.4	65.8	63.0	67.4	-	-
25/11/19 17:00	9	67.3	66.0	62.2	67.3	-	-
25/11/19 18:00	11	68.2	67.1	62.1	68.2	-	-
25/11/19 19:00	8	70.5	68.4	66.6	-	70.5	-
25/11/19 20:00	4	76.1	75.7	64.9	-	76.1	-
25/11/19 21:00	4	66.2	62.0	64.2	-	66.2	-
25/11/19 22:00	5	75.5	75.2	64.1	-	75.5	-
25/11/19 23:00	-	66.7	-	66.7	-	-	66.7
26/11/19 0:00	-	64.4	-	65.2	-	-	64.4
26/11/19 1:00	-	63.5	-	64.1	-	-	63.5
26/11/19 2:00	1	64.2	42.0	64.7	-	-	64.2
26/11/19 3:00	-	65.0	-	65.3	-	-	65.0
26/11/19 4:00	-	67.3	-	68.2	-	-	67.3
26/11/19 5:00	-	71.0	-	72.4	-	-	71.0
26/11/19 6:00	15	79.6	79.1	75.5	-	-	79.6
	128	**70.7**	**69.4**	**66.8**	**67.5**	**73.6**	**71.9**

Location: NDB-Hamm NMT # 4

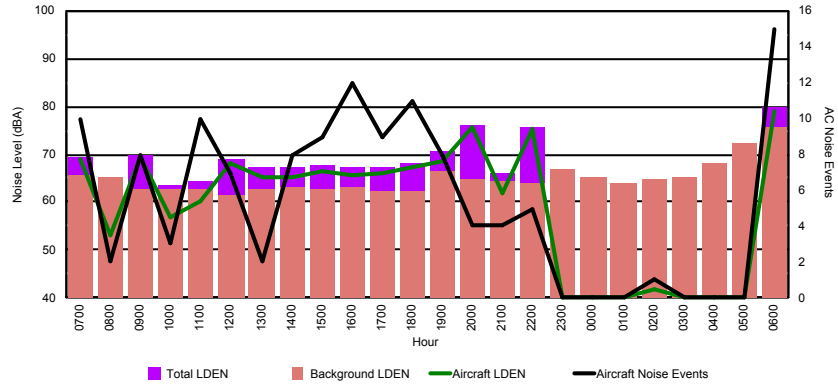

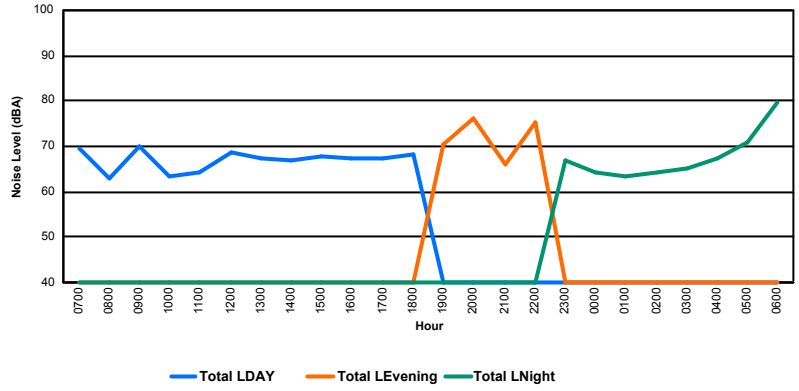

LE GOUVERNEMENT
DU GRAND-DUCHÉ DE LUXEMBOURG
Administration de la navigation aérienne

Luxembourg Airport

Noise Distribution by Hour

Between 26/11/2019 00:00:00 and 26/11/2019 23:59:59 (Local Time)

Day	Aircraft Events	Total LDEN dB (A)	Aircraft LDEN dB(A)	Background LDEN dB(A)	Total LDay dB(A)	Total LEvening dB(A)	Total LNight dB (A)
26/11/19 7:00	-	48.0	-	48.1	48.0	-	-
26/11/19 8:00	4	54.4	52.8	49.6	54.4	-	-
26/11/19 9:00	8	57.3	55.9	51.9	57.3	-	-
26/11/19 10:00	13	60.3	59.2	54.2	60.3	-	-
26/11/19 11:00	6	62.1	61.7	51.5	62.1	-	-
26/11/19 12:00	2	54.0	51.5	50.5	54.0	-	-
26/11/19 13:00	5	59.2	58.0	53.0	59.2	-	-
26/11/19 14:00	6	59.1	58.3	51.5	59.1	-	-
26/11/19 15:00	6	60.8	60.4	50.7	60.8	-	-
26/11/19 16:00	3	50.7	47.5	48.0	50.7	-	-
26/11/19 17:00	8	55.0	53.3	50.2	55.0	-	-
26/11/19 18:00	8	60.8	60.4	50.5	60.8	-	-
26/11/19 19:00	6	60.9	60.0	53.9	-	60.9	-
26/11/19 20:00	4	59.6	58.7	52.6	-	59.6	-
26/11/19 21:00	4	57.9	55.1	54.9	-	57.9	-
26/11/19 22:00	12	64.0	63.5	55.2	-	64.0	-
26/11/19 23:00	-	56.0	-	56.0	-	-	56.0
27/11/19 0:00	1	66.7	66.5	52.8	-	-	66.7
27/11/19 1:00	-	56.0	-	56.0	-	-	56.0
27/11/19 2:00	-	54.1	-	54.1	-	-	54.1
27/11/19 3:00	1	65.4	65.1	52.2	-	-	65.4
27/11/19 4:00	1	58.5	54.5	56.4	-	-	58.5
27/11/19 5:00	1	66.5	65.1	60.9	-	-	66.5
27/11/19 6:00	2	68.4	67.6	60.5	-	-	68.4
	101	**61.6**	**60.7**	**54.5**	**58.4**	**61.2**	**64.3**

Location: Roodt/Syr NMT # 1

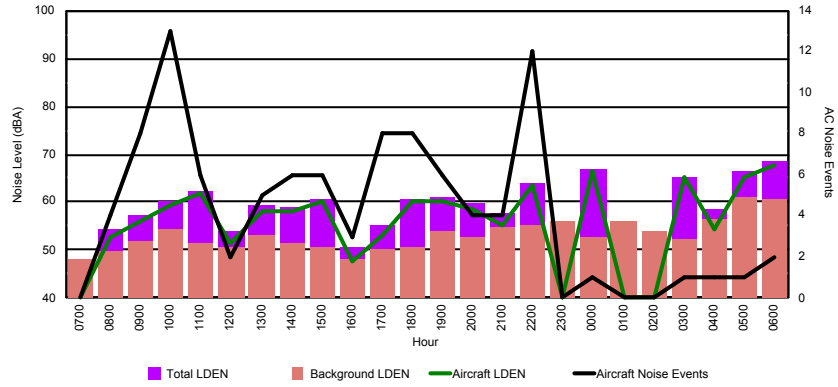

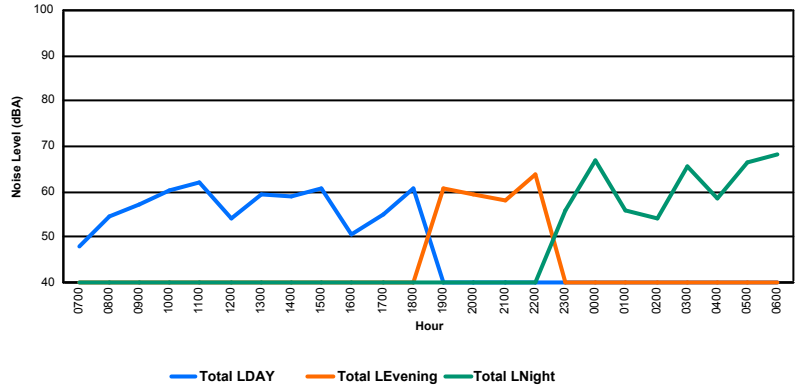

LE GOUVERNEMENT
DU GRAND-DUCHÉ DE LUXEMBOURG
Administration de la navigation aérienne

Luxembourg Airport

Noise Distribution by Hour

Between 26/11/2019 00:00:00 and 26/11/2019 23:59:59 (Local Time)

Day	Aircraft Events	Total LDEN dB (A)	Aircraft LDEN dB(A)	Background LDEN dB(A)	Total LDay dB(A)	Total LEvening dB(A)	Total LNight dB (A)
26/11/19 7:00	-	55.4	-	55.6	55.4	-	-
26/11/19 8:00	4	67.3	67.1	53.6	67.3	-	-
26/11/19 9:00	8	70.1	70.0	55.0	70.1	-	-
26/11/19 10:00	13	72.8	72.7	58.6	72.8	-	-
26/11/19 11:00	10	75.9	75.8	58.3	75.9	-	-
26/11/19 12:00	2	66.2	65.8	55.7	66.2	-	-
26/11/19 13:00	6	73.3	73.2	55.7	73.3	-	-
26/11/19 14:00	8	72.8	72.6	59.2	72.8	-	-
26/11/19 15:00	6	73.9	73.8	57.0	73.9	-	-
26/11/19 16:00	6	65.4	64.9	56.2	65.4	-	-
26/11/19 17:00	8	68.1	67.8	56.8	68.1	-	-
26/11/19 18:00	9	75.4	75.3	57.4	75.4	-	-
26/11/19 19:00	6	72.7	72.5	59.4	-	72.7	-
26/11/19 20:00	4	72.4	72.2	58.6	-	72.4	-
26/11/19 21:00	4	69.5	68.8	61.4	-	69.5	-
26/11/19 22:00	12	77.6	77.6	59.4	-	77.6	-
26/11/19 23:00	-	62.2	-	62.2	-	-	62.2
27/11/19 0:00	1	78.4	78.3	59.8	-	-	78.4
27/11/19 1:00	-	60.6	-	60.4	-	-	60.6
27/11/19 2:00	-	57.7	-	57.7	-	-	57.7
27/11/19 3:00	1	76.5	76.4	60.6	-	-	76.5
27/11/19 4:00	1	69.3	68.0	63.1	-	-	69.3
27/11/19 5:00	2	76.0	75.6	65.4	-	-	76.0
27/11/19 6:00	5	82.2	81.9	69.9	-	-	82.2
	116	**74.1**	**73.9**	**61.0**	**71.9**	**74.1**	**76.2**

Location: DVOR NMT # 2

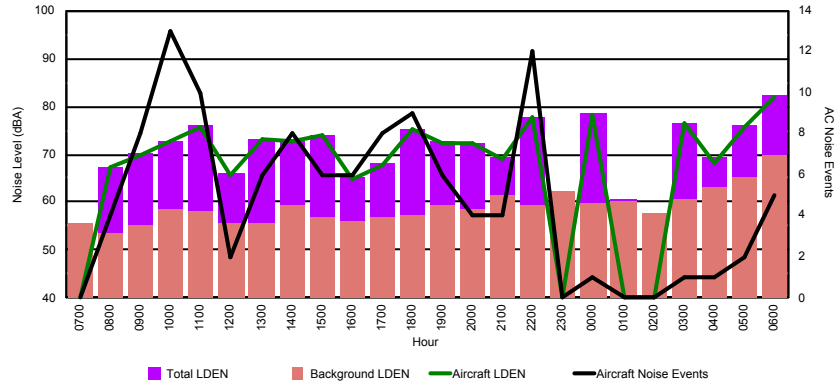

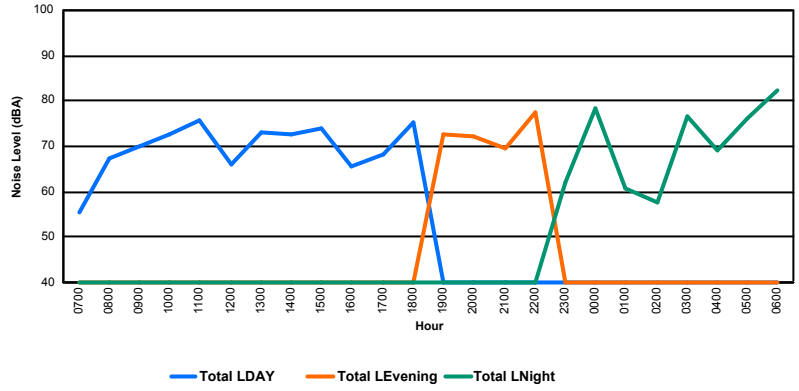

LE GOUVERNEMENT
DU GRAND-DUCHÉ DE LUXEMBOURG
Administration de la navigation aérienne

Luxembourg Airport

Noise Distribution by Hour

Between 26/11/2019 00:00:00 and 26/11/2019 23:59:59 (Local Time)

Day	Aircraft Events	Total LDEN dB (A)	Aircraft LDEN dB(A)	Background LDEN dB(A)	Total LDay dB(A)	Total LEvening dB(A)	Total LNight dB (A)
26/11/19 7:00	8	67.3	67.1	53.0	67.3	-	-
26/11/19 8:00	5	71.5	71.3	55.8	71.5	-	-
26/11/19 9:00	7	65.7	63.8	61.4	65.7	-	-
26/11/19 10:00	16	73.7	73.1	65.4	73.7	-	-
26/11/19 11:00	17	76.5	76.4	61.7	76.5	-	-
26/11/19 12:00	3	66.4	66.1	55.0	66.4	-	-
26/11/19 13:00	5	65.7	65.1	57.4	65.7	-	-
26/11/19 14:00	13	71.7	69.8	67.2	71.7	-	-
26/11/19 15:00	13	70.1	69.9	57.2	70.1	-	-
26/11/19 16:00	5	69.9	69.8	54.2	69.9	-	-
26/11/19 17:00	12	67.3	66.7	58.3	67.3	-	-
26/11/19 18:00	12	72.9	72.4	63.6	72.9	-	-
26/11/19 19:00	7	70.7	69.0	65.8	-	70.7	-
26/11/19 20:00	8	75.6	75.5	59.4	-	75.6	-
26/11/19 21:00	5	79.5	78.6	72.2	-	79.5	-
26/11/19 22:00	8	78.5	77.9	69.9	-	78.5	-
26/11/19 23:00	2	80.3	80.3	58.1	-	-	80.3
27/11/19 0:00	-	58.9	-	55.6	-	-	58.9
27/11/19 1:00	-	80.6	-	80.6	-	-	80.6
27/11/19 2:00	-	54.3	-	54.4	-	-	54.3
27/11/19 3:00	1	86.0	86.0	58.5	-	-	86.0
27/11/19 4:00	-	58.1	-	58.4	-	-	58.1
27/11/19 5:00	1	68.4	66.9	63.3	-	-	68.4
27/11/19 6:00	12	85.7	81.1	83.9	-	-	85.7
	160	**77.6**	**76.0**	**72.4**	**71.2**	**77.2**	**81.0**

Location: Mid Runway NMT # 3

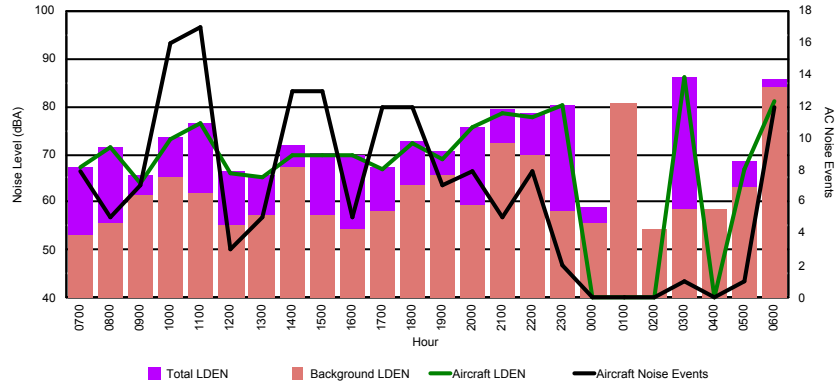

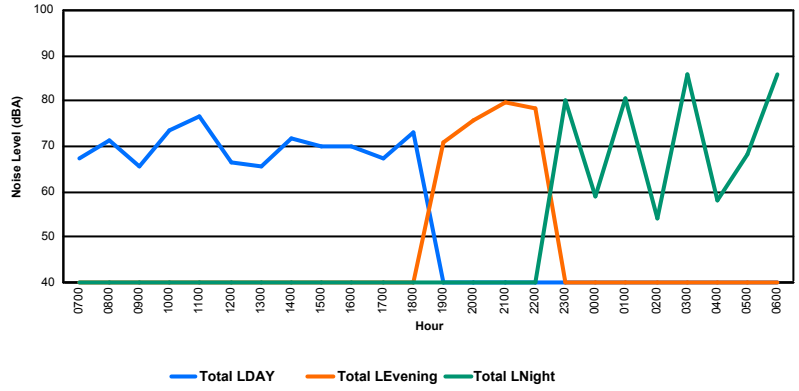

LE GOUVERNEMENT
DU GRAND-DUCHÉ DE LUXEMBOURG
Administration de la navigation aérienne

Luxembourg Airport

Noise Distribution by Hour

Between 26/11/2019 00:00:00 and 26/11/2019 23:59:59 (Local Time)

Day	Aircraft Events	Total LDEN dB (A)	Aircraft LDEN dB(A)	Background LDEN dB(A)	Total LDay dB(A)	Total LEvening dB(A)	Total LNight dB (A)
26/11/19 7:00	8	64.3	60.0	66.0	64.3	-	-
26/11/19 8:00	3	65.3	61.6	66.2	65.3	-	-
26/11/19 9:00	3	63.8	52.8	64.7	63.8	-	-
26/11/19 10:00	11	68.6	67.1	65.0	68.6	-	-
26/11/19 11:00	16	65.3	61.9	63.8	65.3	-	-
26/11/19 12:00	3	65.0	61.3	63.2	65.0	-	-
26/11/19 13:00	-	63.5	-	64.3	63.5	-	-
26/11/19 14:00	12	67.4	65.6	63.7	67.4	-	-
26/11/19 15:00	10	65.5	61.8	63.9	65.5	-	-
26/11/19 16:00	5	65.6	62.4	63.2	65.6	-	-
26/11/19 17:00	6	64.2	59.8	62.6	64.2	-	-
26/11/19 18:00	9	71.3	70.8	63.0	71.3	-	-
26/11/19 19:00	5	67.7	59.8	67.1	-	67.7	-
26/11/19 20:00	5	74.3	73.9	63.4	-	74.3	-
26/11/19 21:00	6	77.9	77.8	63.0	-	77.9	-
26/11/19 22:00	4	73.7	73.4	62.7	-	73.7	-
26/11/19 23:00	2	77.9	77.5	67.5	-	-	77.9
27/11/19 0:00	-	65.9	-	67.3	-	-	65.9
27/11/19 1:00	-	64.3	-	65.3	-	-	64.3
27/11/19 2:00	-	63.0	-	63.8	-	-	63.0
27/11/19 3:00	-	65.5	-	65.7	-	-	65.5
27/11/19 4:00	-	68.2	-	69.3	-	-	68.2
27/11/19 5:00	-	71.9	-	73.7	-	-	71.9
27/11/19 6:00	12	75.6	73.1	77.8	-	-	75.6
	120	**71.0**	**69.5**	**68.1**	**66.5**	**74.7**	**72.2**

Location: NDB-Hamm NMT # 4

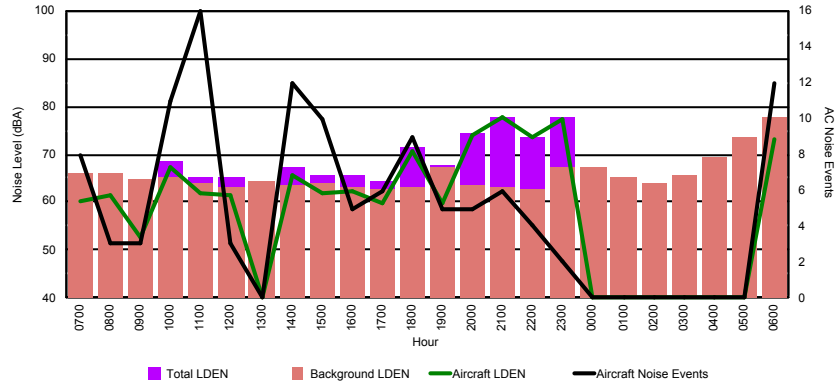

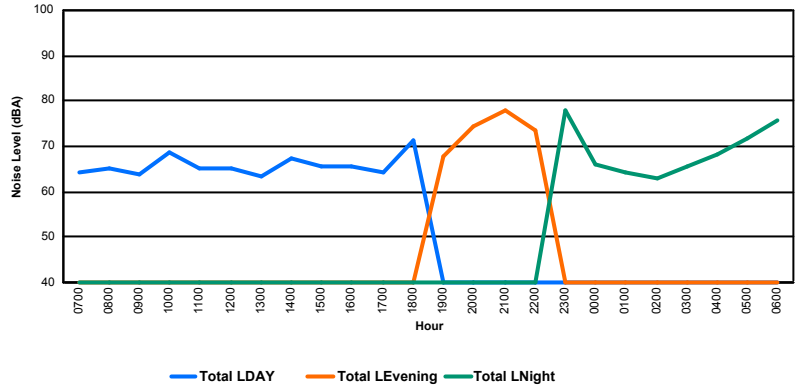

LE GOUVERNEMENT
DU GRAND-DUCHÉ DE LUXEMBOURG
Administration de la navigation aérienne

Luxembourg Airport

Noise Distribution by Hour

Between 27/11/2019 00:00:00 and 27/11/2019 23:59:59 (Local Time)

Day	Aircraft Events	Total LDEN dB (A)	Aircraft LDEN dB(A)	Background LDEN dB(A)	Total LDay dB(A)	Total LEvening dB(A)	Total LNight dB (A)
27/11/19 7:00	3	59.9	59.0	53.0	59.9	-	-
27/11/19 8:00	1	54.7	47.2	53.9	54.7	-	-
27/11/19 9:00	10	59.3	56.6	56.1	59.3	-	-
27/11/19 10:00	7	59.9	58.4	54.7	59.9	-	-
27/11/19 11:00	8	63.2	62.8	53.6	63.2	-	-
27/11/19 12:00	3	59.3	57.2	55.1	59.3	-	-
27/11/19 13:00	10	62.8	61.6	57.0	62.8	-	-
27/11/19 14:00	5	62.0	60.6	56.6	62.0	-	-
27/11/19 15:00	8	61.9	60.2	57.3	61.9	-	-
27/11/19 16:00	12	61.5	59.0	58.3	61.5	-	-
27/11/19 17:00	7	58.4	55.9	55.1	58.4	-	-
27/11/19 18:00	9	61.9	60.6	56.6	61.9	-	-
27/11/19 19:00	5	65.5	63.3	61.8	-	65.5	-
27/11/19 20:00	5	66.7	64.2	63.3	-	66.7	-
27/11/19 21:00	3	63.3	53.4	62.9	-	63.3	-
27/11/19 22:00	16	67.1	65.2	63.3	-	67.1	-
27/11/19 23:00	1	71.8	67.3	70.2	-	-	71.8
28/11/19 0:00	-	69.4	-	70.0	-	-	69.4
28/11/19 1:00	1	68.0	50.5	68.7	-	-	68.0
28/11/19 2:00	-	66.0	-	66.7	-	-	66.0
28/11/19 3:00	-	66.6	-	66.9	-	-	66.6
28/11/19 4:00	-	62.9	-	62.9	-	-	62.9
28/11/19 5:00	1	67.5	63.9	65.2	-	-	67.5
28/11/19 6:00	1	68.8	66.7	64.9	-	-	68.8
	116	**65.4**	**61.2**	**63.8**	**60.9**	**65.9**	**68.3**

Location: Roodt/Syr NMT # 1

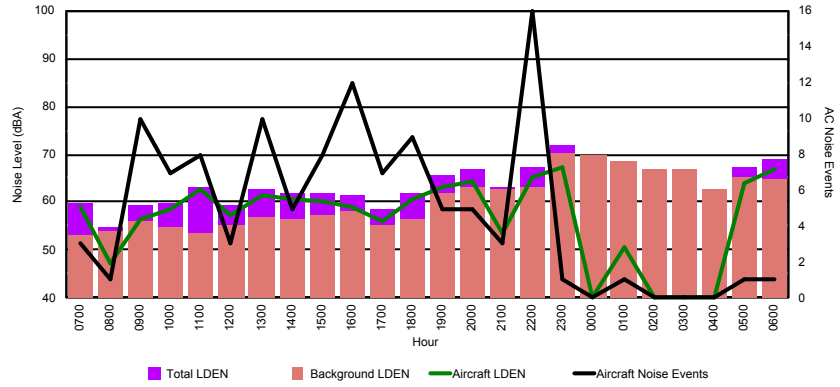

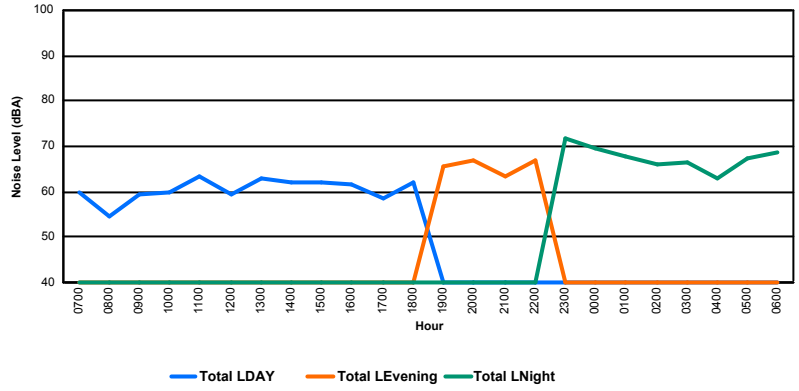

LE GOUVERNEMENT
DU GRAND-DUCHÉ DE LUXEMBOURG
Administration de la navigation aérienne

Luxembourg Airport

Noise Distribution by Hour

Between 27/11/2019 00:00:00 and 27/11/2019 23:59:59 (Local Time)

Day	Aircraft Events	Total LDEN dB (A)	Aircraft LDEN dB(A)	Background LDEN dB(A)	Total LDay dB(A)	Total LEvening dB(A)	Total LNight dB (A)
27/11/19 7:00	9	72.9	72.7	61.6	72.9	-	-
27/11/19 8:00	3	60.8	58.4	57.9	60.8	-	-
27/11/19 9:00	10	70.0	69.6	59.1	70.0	-	-
27/11/19 10:00	9	71.3	71.1	58.3	71.3	-	-
27/11/19 11:00	10	76.3	76.3	58.9	76.3	-	-
27/11/19 12:00	3	72.3	72.0	59.8	72.3	-	-
27/11/19 13:00	10	73.9	73.8	59.4	73.9	-	-
27/11/19 14:00	6	74.5	74.4	59.7	74.5	-	-
27/11/19 15:00	10	72.9	72.7	59.2	72.9	-	-
27/11/19 16:00	12	72.9	72.7	59.8	72.9	-	-
27/11/19 17:00	9	68.3	67.8	59.4	68.3	-	-
27/11/19 18:00	12	72.0	71.8	59.4	72.0	-	-
27/11/19 19:00	7	77.9	77.7	64.7	-	77.9	-
27/11/19 20:00	7	80.5	80.4	64.6	-	80.5	-
27/11/19 21:00	7	69.8	68.4	64.4	-	69.8	-
27/11/19 22:00	15	76.7	76.5	63.4	-	76.7	-
27/11/19 23:00	3	81.7	81.4	68.8	-	-	81.7
28/11/19 0:00	-	67.5	-	68.0	-	-	67.5
28/11/19 1:00	-	66.0	-	66.5	-	-	66.0
28/11/19 2:00	-	63.6	-	64.0	-	-	63.6
28/11/19 3:00	-	65.1	-	65.4	-	-	65.1
28/11/19 4:00	-	64.1	-	64.1	-	-	64.1
28/11/19 5:00	1	79.3	79.0	66.2	-	-	79.3
28/11/19 6:00	4	80.0	79.7	70.5	-	-	80.0
	147	**75.2**	**74.9**	**64.2**	**72.6**	**77.6**	**76.4**

Location: DVOR NMT # 2

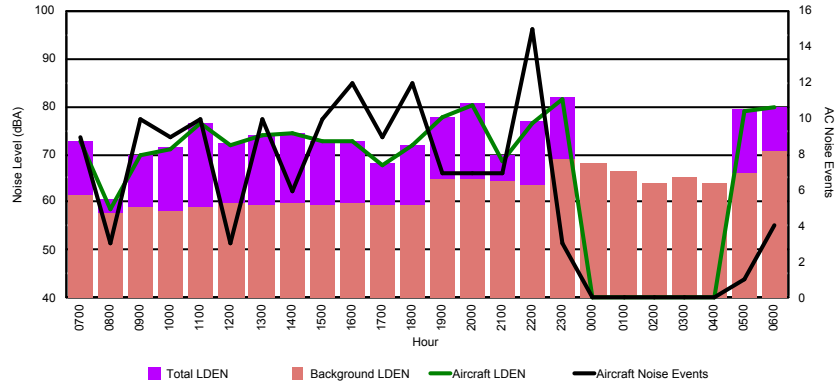

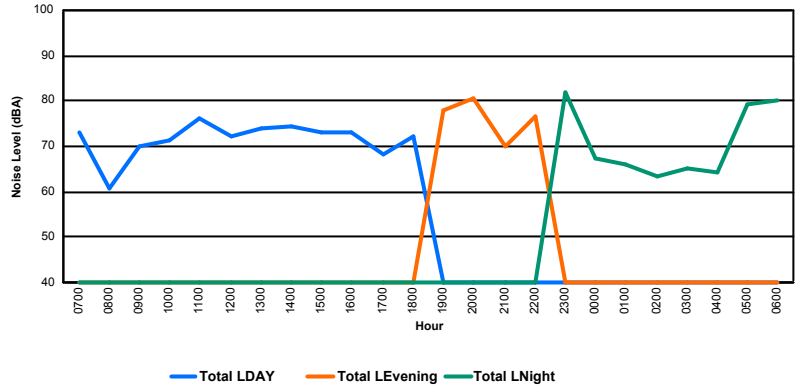

LE GOUVERNEMENT
DU GRAND-DUCHÉ DE LUXEMBOURG
Administration de la navigation aérienne

Luxembourg Airport

Noise Distribution by Hour

Between 27/11/2019 00:00:00 and 27/11/2019 23:59:59 (Local Time)

Day	Aircraft Events	Total LDEN dB (A)	Aircraft LDEN dB(A)	Background LDEN dB(A)	Total LDay dB(A)	Total LEvening dB(A)	Total LNight dB (A)
27/11/19 7:00	9	76.1	75.9	61.6	76.1	-	-
27/11/19 8:00	4	69.0	67.8	62.8	69.0	-	-
27/11/19 9:00	11	67.0	66.4	58.0	67.0	-	-
27/11/19 10:00	13	74.5	74.4	59.5	74.5	-	-
27/11/19 11:00	13	74.5	74.2	63.6	74.5	-	-
27/11/19 12:00	7	76.2	75.8	65.9	76.2	-	-
27/11/19 13:00	7	73.6	72.9	65.7	73.6	-	-
27/11/19 14:00	10	74.8	73.7	68.4	74.8	-	-
27/11/19 15:00	11	75.1	72.0	72.1	75.1	-	-
27/11/19 16:00	10	72.9	69.4	70.3	72.9	-	-
27/11/19 17:00	14	73.1	72.9	57.6	73.1	-	-
27/11/19 18:00	15	72.3	69.5	69.2	72.3	-	-
27/11/19 19:00	12	82.5	81.6	75.2	-	82.5	-
27/11/19 20:00	12	81.4	81.3	65.2	-	81.4	-
27/11/19 21:00	8	77.2	75.1	73.2	-	77.2	-
27/11/19 22:00	10	77.7	77.3	67.4	-	77.7	-
27/11/19 23:00	2	78.8	78.5	67.2	-	-	78.8
28/11/19 0:00	-	64.9	-	65.2	-	-	64.9
28/11/19 1:00	-	62.8	-	63.0	-	-	62.8
28/11/19 2:00	-	62.1	-	62.3	-	-	62.1
28/11/19 3:00	-	66.4	-	66.5	-	-	66.4
28/11/19 4:00	-	61.7	-	61.7	-	-	61.7
28/11/19 5:00	1	72.0	71.2	64.2	-	-	72.0
28/11/19 6:00	11	80.8	80.0	73.5	-	-	80.8
	180	**76.0**	**75.2**	**68.3**	**73.9**	**80.3**	**74.5**

Location: Mid Runway NMT # 3

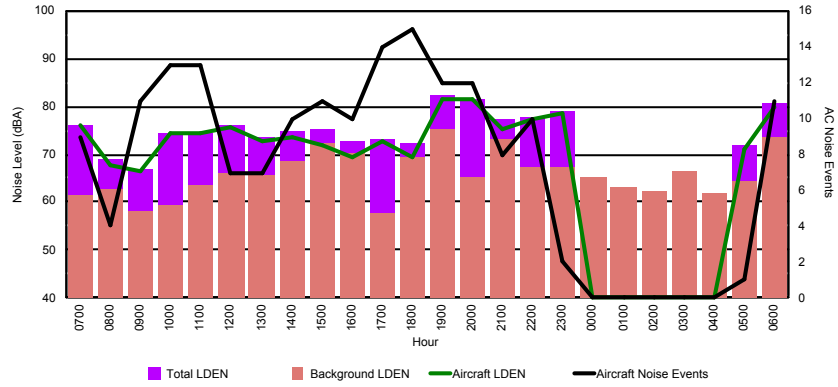

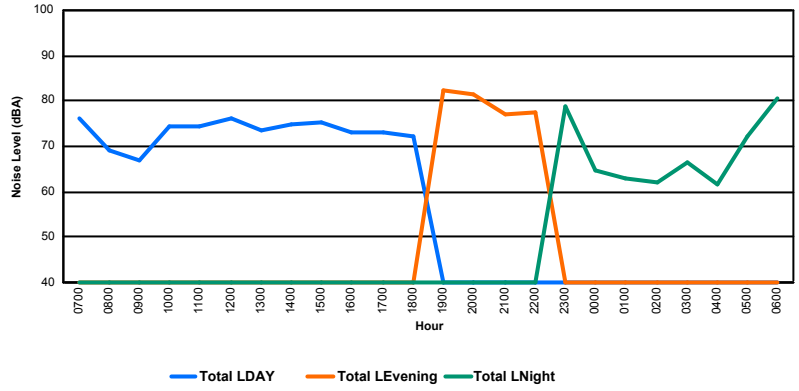

LE GOUVERNEMENT
DU GRAND-DUCHÉ DE LUXEMBOURG
Administration de la navigation aérienne

Luxembourg Airport

Noise Distribution by Hour

Between 27/11/2019 00:00:00 and 27/11/2019 23:59:59 (Local Time)

Day	Aircraft Events	Total LDEN dB (A)	Aircraft LDEN dB(A)	Background LDEN dB(A)	Total LDay dB(A)	Total LEvening dB(A)	Total LNight dB (A)
27/11/19 7:00	7	68.6	67.1	66.5	68.6	-	-
27/11/19 8:00	6	68.8	67.5	72.1	68.8	-	-
27/11/19 9:00	2	66.3	64.4	62.3	66.3	-	-
27/11/19 10:00	8	66.3	65.0	60.9	66.3	-	-
27/11/19 11:00	7	64.2	59.3	63.5	64.2	-	-
27/11/19 12:00	5	65.0	59.2	65.5	65.0	-	-
27/11/19 13:00	5	68.1	66.0	66.0	68.1	-	-
27/11/19 14:00	11	70.8	70.1	64.6	70.8	-	-
27/11/19 15:00	8	64.8	59.1	65.4	64.8	-	-
27/11/19 16:00	6	65.0	61.2	63.8	65.0	-	-
27/11/19 17:00	8	70.5	69.9	62.0	70.5	-	-
27/11/19 18:00	10	64.9	61.9	62.4	64.9	-	-
27/11/19 19:00	8	72.1	70.6	67.2	-	72.1	-
27/11/19 20:00	9	73.6	72.5	67.9	-	73.6	-
27/11/19 21:00	6	74.6	73.8	67.3	-	74.6	-
27/11/19 22:00	1	70.5	68.1	67.3	-	70.5	-
27/11/19 23:00	1	77.8	77.0	70.7	-	-	77.8
28/11/19 0:00	-	69.8	-	70.9	-	-	69.8
28/11/19 1:00	-	69.0	-	69.9	-	-	69.0
28/11/19 2:00	-	66.7	-	67.8	-	-	66.7
28/11/19 3:00	-	70.4	-	70.5	-	-	70.4
28/11/19 4:00	-	67.6	-	68.6	-	-	67.6
28/11/19 5:00	-	70.5	-	72.3	-	-	70.5
28/11/19 6:00	13	76.6	75.6	75.4	-	-	76.6
	121	**71.0**	**69.0**	**68.7**	**67.5**	**73.0**	**72.9**

Location: NDB-Hamm NMT # 4

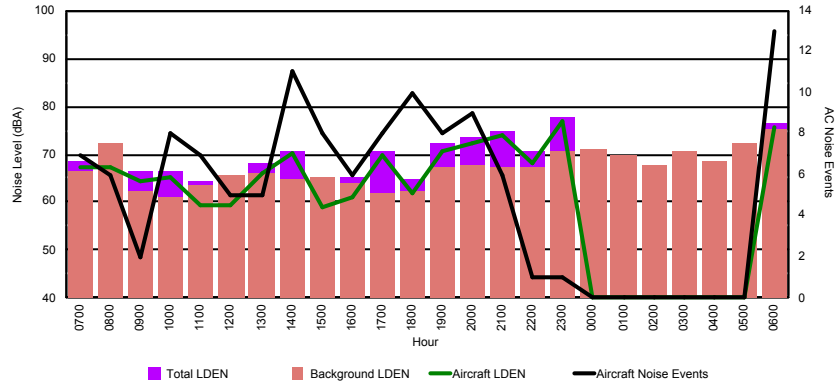

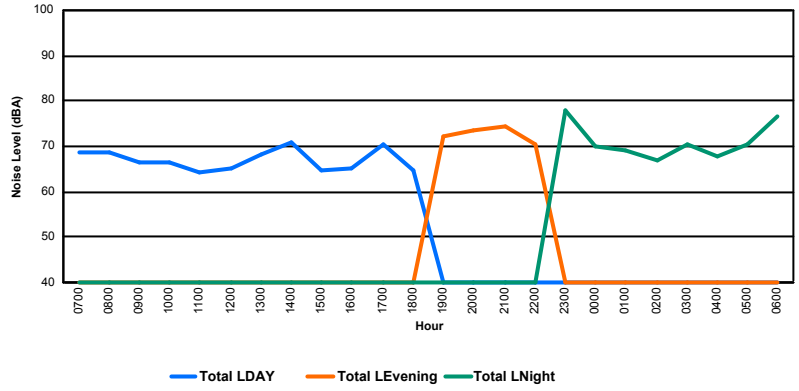

LE GOUVERNEMENT
DU GRAND-DUCHÉ DE LUXEMBOURG
Administration de la navigation aérienne

Luxembourg Airport

Noise Distribution by Hour

Between 28/11/2019 00:00:00 and 28/11/2019 23:59:59 (Local Time)

Day	Aircraft Events	Total LDEN dB (A)	Aircraft LDEN dB(A)	Background LDEN dB(A)	Total LDay dB(A)	Total LEvening dB(A)	Total LNight dB (A)
28/11/19 7:00	4	62.2	61.5	53.8	62.2	-	-
28/11/19 8:00	3	56.9	52.3	55.4	56.9	-	-
28/11/19 9:00	8	59.1	56.2	56.3	59.1	-	-
28/11/19 10:00	9	60.8	58.5	57.2	60.8	-	-
28/11/19 11:00	3	60.2	57.9	56.5	60.2	-	-
28/11/19 12:00	4	60.2	56.4	58.1	60.2	-	-
28/11/19 13:00	8	62.7	61.1	57.9	62.7	-	-
28/11/19 14:00	5	59.9	58.6	54.3	59.9	-	-
28/11/19 15:00	5	60.4	57.7	57.2	60.4	-	-
28/11/19 16:00	7	62.3	61.2	55.9	62.3	-	-
28/11/19 17:00	9	58.3	56.5	53.8	58.3	-	-
28/11/19 18:00	9	62.2	61.3	54.4	62.2	-	-
28/11/19 19:00	8	67.5	67.1	59.1	-	67.5	-
28/11/19 20:00	6	66.2	65.4	58.5	-	66.2	-
28/11/19 21:00	9	66.3	65.8	57.5	-	66.3	-
28/11/19 22:00	13	63.5	62.1	58.3	-	63.5	-
28/11/19 23:00	-	57.7	-	57.7	-	-	57.7
29/11/19 0:00	-	55.1	-	55.1	-	-	55.1
29/11/19 1:00	-	52.8	-	52.8	-	-	52.8
29/11/19 2:00	-	54.4	-	54.4	-	-	54.4
29/11/19 3:00	-	55.8	-	55.8	-	-	55.8
29/11/19 4:00	-	55.3	-	55.3	-	-	55.3
29/11/19 5:00	-	61.2	-	61.3	-	-	61.2
29/11/19 6:00	1	62.6	61.1	57.3	-	-	62.6
	111	**61.7**	**60.1**	**56.9**	**60.7**	**66.1**	**58.2**

Location: Roodt/Syr NMT # 1

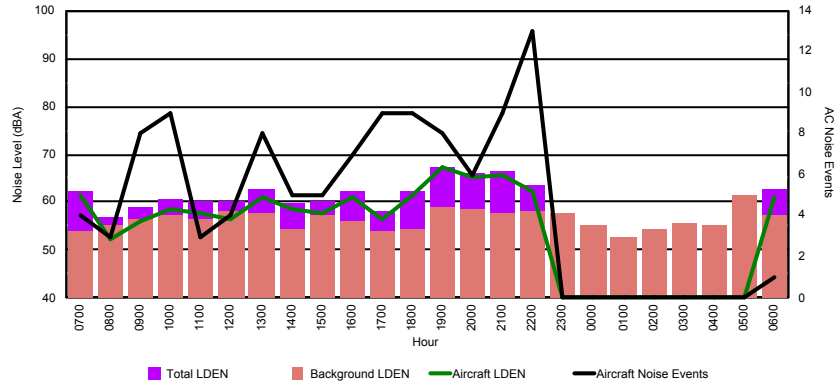

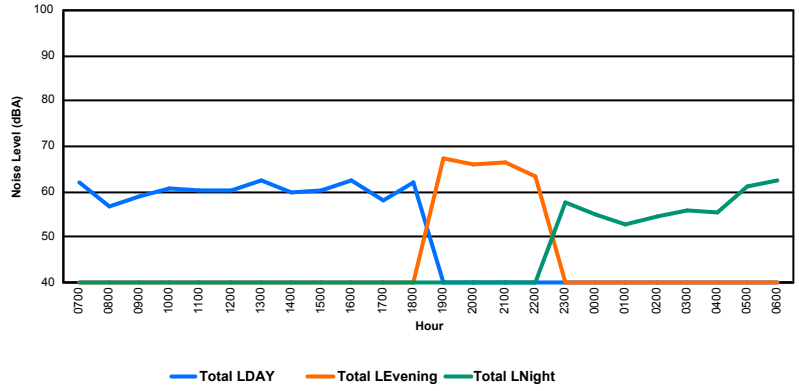

LE GOUVERNEMENT
DU GRAND-DUCHÉ DE LUXEMBOURG
Administration de la navigation aérienne

Luxembourg Airport

Noise Distribution by Hour

Between 28/11/2019 00:00:00 and 28/11/2019 23:59:59 (Local Time)

Day	Aircraft Events	Total LDEN dB (A)	Aircraft LDEN dB(A)	Background LDEN dB(A)	Total LDay dB(A)	Total LEvening dB(A)	Total LNight dB (A)
28/11/19 7:00	7	76.4	76.3	57.3	76.4	-	-
28/11/19 8:00	8	64.6	63.8	57.7	64.6	-	-
28/11/19 9:00	10	70.1	69.8	58.5	70.1	-	-
28/11/19 10:00	11	73.1	72.9	59.8	73.1	-	-
28/11/19 11:00	4	70.9	70.5	60.3	70.9	-	-
28/11/19 12:00	6	69.8	69.4	59.9	69.8	-	-
28/11/19 13:00	7	73.5	73.3	59.7	73.5	-	-
28/11/19 14:00	7	71.2	70.9	58.7	71.2	-	-
28/11/19 15:00	5	68.9	68.4	59.3	68.9	-	-
28/11/19 16:00	11	73.1	72.9	59.1	73.1	-	-
28/11/19 17:00	11	70.1	69.8	58.9	70.1	-	-
28/11/19 18:00	9	76.8	76.7	59.1	76.8	-	-
28/11/19 19:00	8	80.3	80.3	62.8	-	80.3	-
28/11/19 20:00	7	78.1	78.0	63.2	-	78.1	-
28/11/19 21:00	10	80.8	80.7	62.6	-	80.8	-
28/11/19 22:00	13	75.6	75.5	60.6	-	75.6	-
28/11/19 23:00	-	65.3	-	65.3	-	-	65.3
29/11/19 0:00	-	58.4	-	58.4	-	-	58.4
29/11/19 1:00	-	56.7	-	56.7	-	-	56.7
29/11/19 2:00	-	56.2	-	56.2	-	-	56.2
29/11/19 3:00	-	56.2	-	56.2	-	-	56.2
29/11/19 4:00	-	58.3	-	58.3	-	-	58.3
29/11/19 5:00	-	60.9	-	60.9	-	-	60.9
29/11/19 6:00	2	76.6	76.1	66.1	-	-	76.6
	136	**74.0**	**73.8**	**60.7**	**72.6**	**79.1**	**68.2**

Location: DVOR NMT # 2

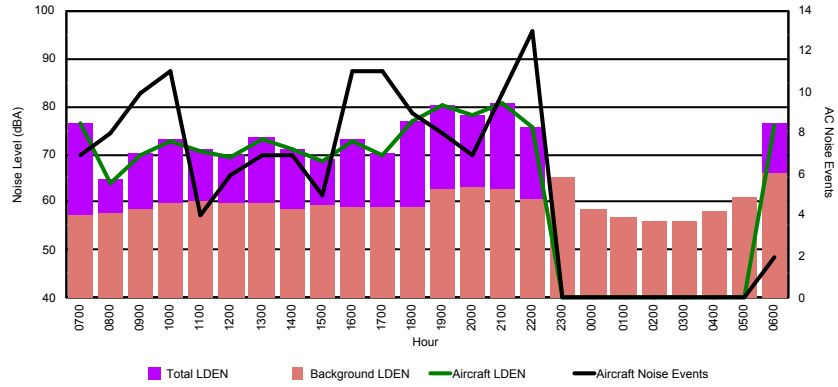

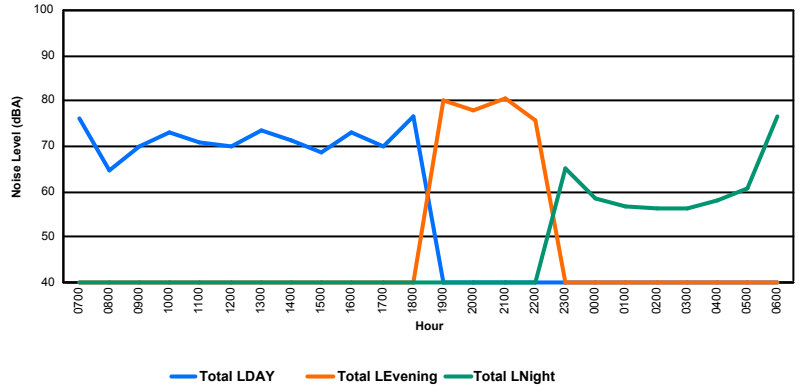

LE GOUVERNEMENT
DU GRAND-DUCHÉ DE LUXEMBOURG
Administration de la navigation aérienne

Luxembourg Airport

Noise Distribution by Hour

Between 28/11/2019 00:00:00 and 28/11/2019 23:59:59 (Local Time)

Day	Aircraft Events	Total LDEN dB (A)	Aircraft LDEN dB(A)	Background LDEN dB(A)	Total LDay dB(A)	Total LEvening dB(A)	Total LNight dB (A)
28/11/19 7:00	6	74.1	72.7	68.5	74.1	-	-
28/11/19 8:00	7	71.4	71.2	57.5	71.4	-	-
28/11/19 9:00	9	66.6	62.9	64.4	66.6	-	-
28/11/19 10:00	19	70.1	68.7	64.7	70.1	-	-
28/11/19 11:00	16	71.6	70.4	65.8	71.6	-	-
28/11/19 12:00	6	68.4	67.6	60.9	68.4	-	-
28/11/19 13:00	10	68.6	67.8	61.0	68.6	-	-
28/11/19 14:00	15	72.4	72.0	62.7	72.4	-	-
28/11/19 15:00	12	67.4	66.6	60.3	67.4	-	-
28/11/19 16:00	11	78.5	75.5	75.6	78.5	-	-
28/11/19 17:00	13	72.0	69.1	69.0	72.0	-	-
28/11/19 18:00	20	71.0	69.9	64.8	71.0	-	-
28/11/19 19:00	10	76.3	74.0	72.4	-	76.3	-
28/11/19 20:00	13	84.1	80.8	81.4	-	84.1	-
28/11/19 21:00	8	77.9	76.8	71.4	-	77.9	-
28/11/19 22:00	15	74.1	72.5	69.3	-	74.1	-
28/11/19 23:00	4	82.2	82.1	62.8	-	-	82.2
29/11/19 0:00	-	58.9	-	59.0	-	-	58.9
29/11/19 1:00	-	57.6	-	57.7	-	-	57.6
29/11/19 2:00	-	54.9	-	54.9	-	-	54.9
29/11/19 3:00	-	53.6	-	53.6	-	-	53.6
29/11/19 4:00	-	57.1	-	57.2	-	-	57.1
29/11/19 5:00	-	61.0	-	61.1	-	-	61.0
29/11/19 6:00	10	79.8	79.0	72.9	-	-	79.8
	204	**75.5**	**73.9**	**70.6**	**72.3**	**79.9**	**75.2**

Location: Mid Runway NMT # 3

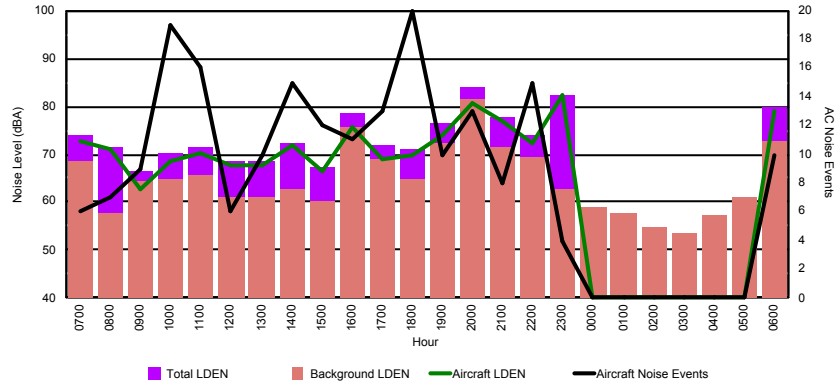

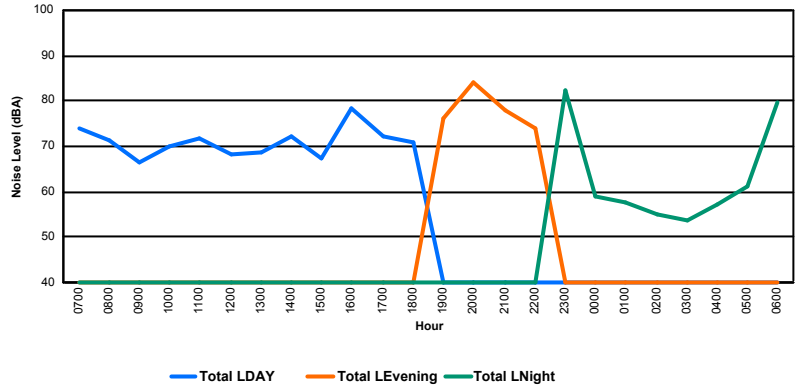

LE GOUVERNEMENT
DU GRAND-DUCHÉ DE LUXEMBOURG
Administration de la navigation aérienne

Luxembourg Airport

Noise Distribution by Hour

Between 28/11/2019 00:00:00 and 28/11/2019 23:59:59 (Local Time)

Day	Aircraft Events	Total LDEN dB (A)	Aircraft LDEN dB(A)	Background LDEN dB(A)	Total LDay dB(A)	Total LEvening dB(A)	Total LNight dB (A)
28/11/19 7:00	6	63.9	58.6	65.9	63.9	-	-
28/11/19 8:00	8	69.8	68.8	74.6	69.8	-	-
28/11/19 9:00	7	64.8	60.8	63.2	64.8	-	-
28/11/19 10:00	12	65.7	62.5	64.3	65.7	-	-
28/11/19 11:00	14	68.2	66.8	64.0	68.2	-	-
28/11/19 12:00	2	66.5	63.8	63.5	66.5	-	-
28/11/19 13:00	2	64.2	57.5	63.8	64.2	-	-
28/11/19 14:00	9	68.8	67.6	63.0	68.8	-	-
28/11/19 15:00	6	63.0	57.7	61.8	63.0	-	-
28/11/19 16:00	4	65.9	64.0	61.7	65.9	-	-
28/11/19 17:00	8	66.6	65.3	60.9	66.6	-	-
28/11/19 18:00	14	66.6	65.4	61.1	66.6	-	-
28/11/19 19:00	7	70.6	69.3	65.3	-	70.6	-
28/11/19 20:00	9	72.8	72.3	63.9	-	72.8	-
28/11/19 21:00	5	73.9	73.5	63.6	-	73.9	-
28/11/19 22:00	3	68.2	66.6	63.2	-	68.2	-
28/11/19 23:00	4	80.1	79.9	66.2	-	-	80.1
29/11/19 0:00	-	64.0	-	65.0	-	-	64.0
29/11/19 1:00	-	62.1	-	62.6	-	-	62.1
29/11/19 2:00	-	61.7	-	62.2	-	-	61.7
29/11/19 3:00	-	62.9	-	62.9	-	-	62.9
29/11/19 4:00	-	65.5	-	65.8	-	-	65.5
29/11/19 5:00	-	68.6	-	70.0	-	-	68.6
29/11/19 6:00	13	74.8	73.5	74.3	-	-	74.8
	133	**70.5**	**69.4**	**66.8**	**66.6**	**71.9**	**72.8**

Location: NDB-Hamm NMT # 4

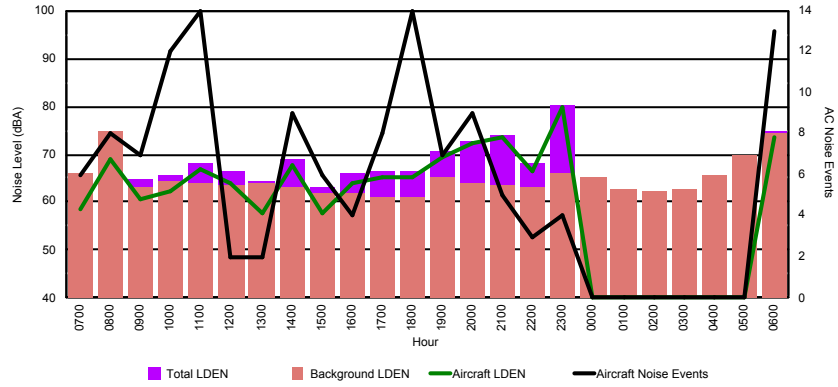

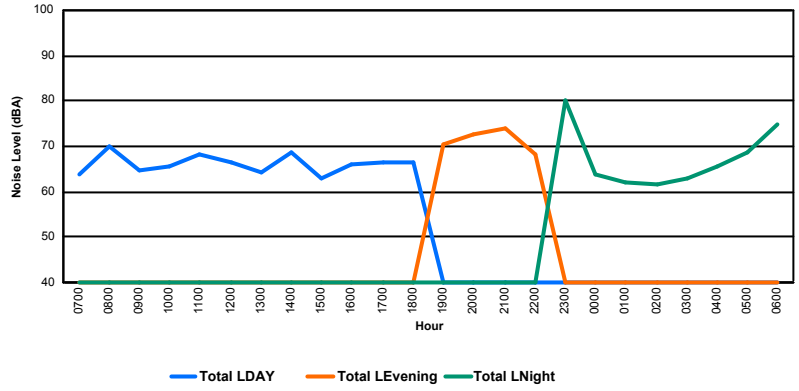

LE GOUVERNEMENT
DU GRAND-DUCHÉ DE LUXEMBOURG
Administration de la navigation aérienne

Luxembourg Airport

Noise Distribution by Hour

Between 29/11/2019 00:00:00 and 29/11/2019 23:59:59 (Local Time)

Day	Aircraft Events	Total LDEN dB (A)	Aircraft LDEN dB(A)	Background LDEN dB(A)	Total LDay dB(A)	Total LEvening dB(A)	Total LNight dB (A)
29/11/19 7:00	1	56.3	55.7	47.0	56.3	-	-
29/11/19 8:00	5	58.2	57.5	50.1	58.2	-	-
29/11/19 9:00	10	59.7	58.8	52.2	59.7	-	-
29/11/19 10:00	12	58.8	57.9	52.3	58.8	-	-
29/11/19 11:00	3	54.2	51.0	51.5	54.2	-	-
29/11/19 12:00	5	57.6	56.7	50.6	57.6	-	-
29/11/19 13:00	4	53.9	49.4	52.2	53.9	-	-
29/11/19 14:00	5	53.1	51.0	49.2	53.1	-	-
29/11/19 15:00	9	59.9	59.4	50.7	59.9	-	-
29/11/19 16:00	11	60.4	59.8	52.1	60.4	-	-
29/11/19 17:00	11	56.4	55.1	50.9	56.4	-	-
29/11/19 18:00	8	56.2	55.1	50.3	56.2	-	-
29/11/19 19:00	5	58.2	56.4	53.7	-	58.2	-
29/11/19 20:00	9	64.9	64.5	54.9	-	64.9	-
29/11/19 21:00	4	58.8	57.7	52.8	-	58.8	-
29/11/19 22:00	12	61.5	59.6	57.4	-	61.5	-
29/11/19 23:00	-	51.1	-	51.1	-	-	51.1
30/11/19 0:00	-	52.2	-	52.3	-	-	52.2
30/11/19 1:00	-	47.5	-	47.5	-	-	47.5
30/11/19 2:00	-	48.5	-	48.5	-	-	48.5
30/11/19 3:00	-	49.3	-	49.3	-	-	49.3
30/11/19 4:00	-	51.6	-	51.6	-	-	51.6
30/11/19 5:00	-	58.7	-	58.8	-	-	58.7
30/11/19 6:00	1	66.1	65.8	52.1	-	-	66.1
	115	**58.8**	**57.7**	**52.6**	**57.7**	**61.7**	**58.3**

Location: Roodt/Syr NMT # 1

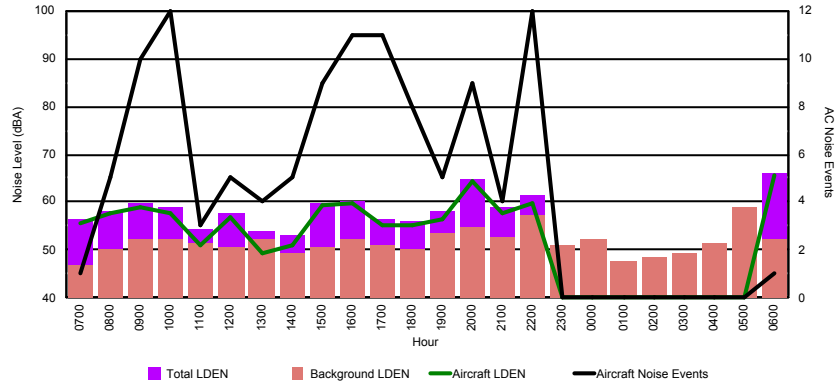

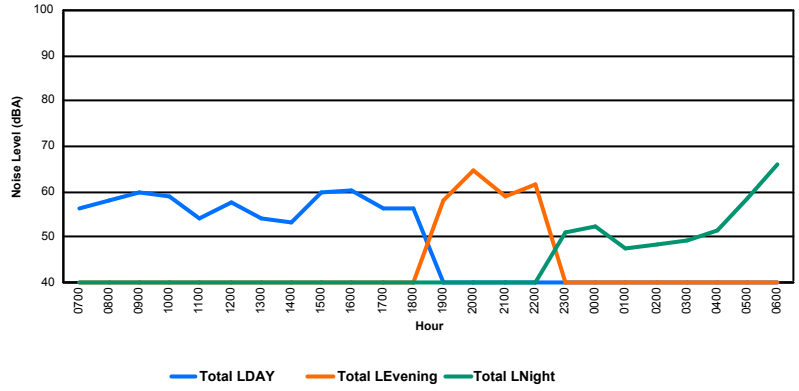

LE GOUVERNEMENT
DU GRAND-DUCHÉ DE LUXEMBOURG
Administration de la navigation aérienne

Luxembourg Airport

Noise Distribution by Hour

Between 29/11/2019 00:00:00 and 29/11/2019 23:59:59 (Local Time)

Day	Aircraft Events	Total LDEN dB (A)	Aircraft LDEN dB(A)	Background LDEN dB(A)	Total LDay dB(A)	Total LEvening dB(A)	Total LNight dB (A)
29/11/19 7:00	3	67.8	67.6	55.6	67.8	-	-
29/11/19 8:00	4	63.7	63.5	50.9	63.7	-	-
29/11/19 9:00	11	73.3	73.3	52.4	73.3	-	-
29/11/19 10:00	11	71.4	71.3	56.4	71.4	-	-
29/11/19 11:00	4	64.4	64.2	51.3	64.4	-	-
29/11/19 12:00	5	70.5	70.4	51.6	70.5	-	-
29/11/19 13:00	5	62.5	62.2	50.8	62.5	-	-
29/11/19 14:00	6	64.6	64.3	51.8	64.6	-	-
29/11/19 15:00	10	73.9	73.9	54.2	73.9	-	-
29/11/19 16:00	11	71.7	71.6	54.5	71.7	-	-
29/11/19 17:00	11	67.7	67.4	56.6	67.7	-	-
29/11/19 18:00	8	68.7	68.3	58.1	68.7	-	-
29/11/19 19:00	5	69.6	69.1	60.5	-	69.6	-
29/11/19 20:00	10	77.0	76.9	60.5	-	77.0	-
29/11/19 21:00	4	70.3	69.9	59.9	-	70.3	-
29/11/19 22:00	12	72.8	72.4	62.4	-	72.8	-
29/11/19 23:00	-	61.6	-	61.6	-	-	61.6
30/11/19 0:00	-	54.2	-	54.2	-	-	54.2
30/11/19 1:00	-	54.9	-	54.9	-	-	54.9
30/11/19 2:00	-	55.1	-	55.1	-	-	55.1
30/11/19 3:00	-	54.7	-	54.7	-	-	54.7
30/11/19 4:00	-	54.9	-	54.9	-	-	54.9
30/11/19 5:00	-	58.1	-	58.1	-	-	58.1
30/11/19 6:00	1	77.6	77.5	60.6	-	-	77.6
	121	**70.4**	**70.2**	**57.3**	**69.8**	**73.5**	**68.8**

Location: DVOR NMT # 2

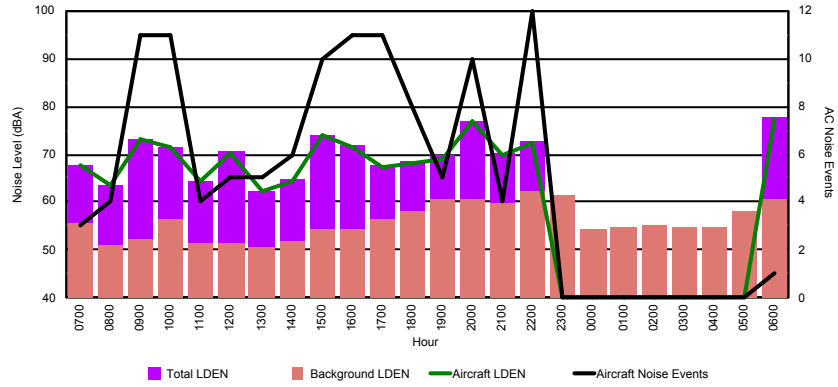

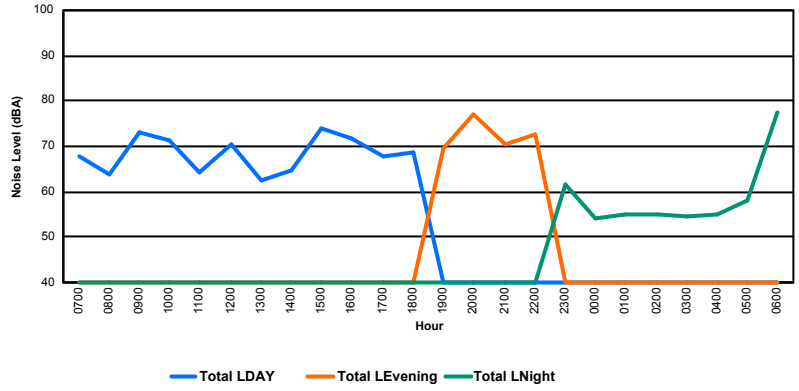

LE GOUVERNEMENT
DU GRAND-DUCHÉ DE LUXEMBOURG
Administration de la navigation aérienne

Luxembourg Airport

Noise Distribution by Hour

Between 29/11/2019 00:00:00 and 29/11/2019 23:59:59 (Local Time)

Day	Aircraft Events	Total LDEN dB (A)	Aircraft LDEN dB(A)	Background LDEN dB(A)	Total LDay dB(A)	Total LEvening dB(A)	Total LNight dB (A)
29/11/19 7:00	10	73.9	73.8	59.9	73.9	-	-
29/11/19 8:00	6	71.8	71.6	58.2	71.8	-	-
29/11/19 9:00	15	72.3	72.1	60.1	72.3	-	-
29/11/19 10:00	16	74.1	73.7	64.6	74.1	-	-
29/11/19 11:00	12	68.8	67.4	63.7	68.8	-	-
29/11/19 12:00	12	73.1	72.3	65.3	73.1	-	-
29/11/19 13:00	12	70.6	70.3	59.5	70.6	-	-
29/11/19 14:00	16	67.8	66.1	63.1	67.8	-	-
29/11/19 15:00	9	68.9	67.5	63.8	68.9	-	-
29/11/19 16:00	12	74.7	72.0	71.6	74.7	-	-
29/11/19 17:00	6	73.4	69.5	71.4	73.4	-	-
29/11/19 18:00	13	72.4	70.5	68.2	72.4	-	-
29/11/19 19:00	11	77.1	76.1	70.4	-	77.1	-
29/11/19 20:00	8	74.6	73.4	68.9	-	74.6	-
29/11/19 21:00	6	76.7	74.2	73.1	-	76.7	-
29/11/19 22:00	1	76.6	70.6	75.4	-	76.6	-
29/11/19 23:00	3	76.7	76.4	63.6	-	-	76.7
30/11/19 0:00	-	58.9	-	59.1	-	-	58.9
30/11/19 1:00	-	60.8	-	61.0	-	-	60.8
30/11/19 2:00	-	56.7	-	56.8	-	-	56.7
30/11/19 3:00	-	57.3	-	57.3	-	-	57.3
30/11/19 4:00	-	61.6	-	61.7	-	-	61.6
30/11/19 5:00	-	63.2	-	63.4	-	-	63.2
30/11/19 6:00	5	86.0	76.2	85.6	-	-	86.0
	173	**75.4**	**71.5**	**73.2**	**72.3**	**76.4**	**77.5**

Location: Mid Runway NMT # 3

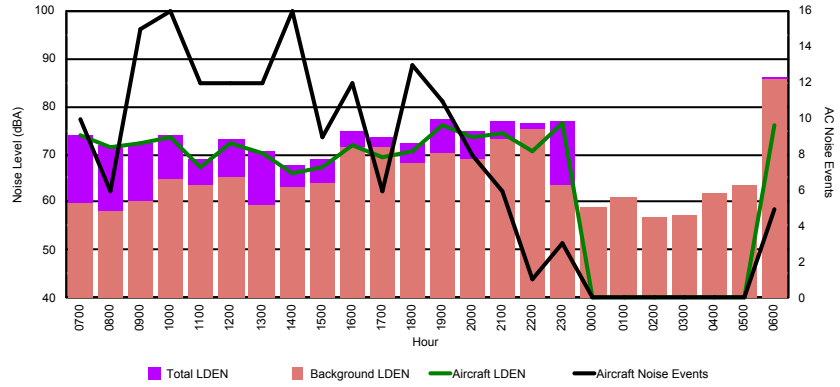

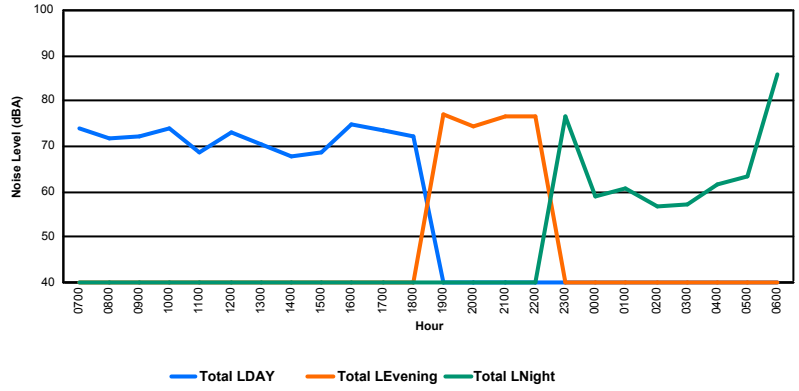

LE GOUVERNEMENT
DU GRAND-DUCHÉ DE LUXEMBOURG
Administration de la navigation aérienne

Luxembourg Airport

Noise Distribution by Hour

Between 29/11/2019 00:00:00 and 29/11/2019 23:59:59 (Local Time)

Day	Aircraft Events	Total LDEN dB (A)	Aircraft LDEN dB(A)	Background LDEN dB(A)	Total LDay dB(A)	Total LEvening dB(A)	Total LNight dB (A)
29/11/19 7:00	12	71.2	70.8	67.2	71.2	-	-
29/11/19 8:00	6	67.4	65.5	66.1	67.4	-	-
29/11/19 9:00	5	66.8	64.3	64.4	66.8	-	-
29/11/19 10:00	15	70.6	69.9	63.7	70.6	-	-
29/11/19 11:00	12	65.0	62.3	62.2	65.0	-	-
29/11/19 12:00	15	71.2	70.6	62.4	71.2	-	-
29/11/19 13:00	9	69.8	68.9	62.9	69.8	-	-
29/11/19 14:00	10	67.2	65.7	62.0	67.2	-	-
29/11/19 15:00	6	63.8	59.5	62.0	63.8	-	-
29/11/19 16:00	10	68.6	67.8	61.3	68.6	-	-
29/11/19 17:00	7	70.5	70.0	61.3	70.5	-	-
29/11/19 18:00	13	66.9	65.9	60.4	66.9	-	-
29/11/19 19:00	12	75.0	74.6	65.2	-	75.0	-
29/11/19 20:00	4	69.2	67.0	65.4	-	69.2	-
29/11/19 21:00	5	72.7	71.9	64.6	-	72.7	-
29/11/19 22:00	2	74.1	73.7	64.0	-	74.1	-
29/11/19 23:00	3	77.1	76.6	67.5	-	-	77.1
30/11/19 0:00	-	66.4	-	67.8	-	-	66.4
30/11/19 1:00	-	65.0	-	66.2	-	-	65.0
30/11/19 2:00	-	63.9	-	64.7	-	-	63.9
30/11/19 3:00	-	65.1	-	65.3	-	-	65.1
30/11/19 4:00	-	67.2	-	68.0	-	-	67.2
30/11/19 5:00	-	69.0	-	70.4	-	-	69.0
30/11/19 6:00	6	76.0	74.8	71.8	-	-	76.0
	152	**70.9**	**69.7**	**65.9**	**68.8**	**73.2**	**71.7**

Location: NDB-Hamm NMT # 4

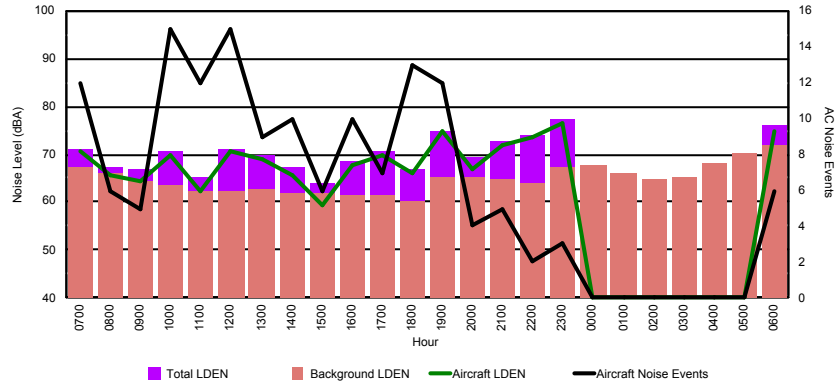

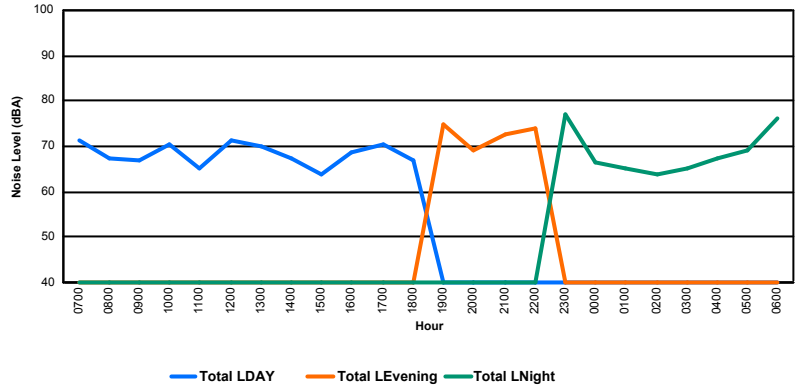

LE GOUVERNEMENT
DU GRAND-DUCHÉ DE LUXEMBOURG
Administration de la navigation aérienne

Luxembourg Airport

Noise Distribution by Hour

Between 30/11/2019 00:00:00 and 30/11/2019 23:59:59 (Local Time)

Day	Aircraft Events	Total LDEN dB (A)	Aircraft LDEN dB(A)	Background LDEN dB(A)	Total LDay dB(A)	Total LEvening dB(A)	Total LNight dB (A)
30/11/19 7:00	2	51.4	49.9	46.4	51.4	-	-
30/11/19 8:00	3	56.7	56.4	44.5	56.7	-	-
30/11/19 9:00	2	58.1	57.0	46.4	58.1	-	-
30/11/19 10:00	4	58.3	58.3	49.7	58.3	-	-
30/11/19 11:00	4	60.3	59.6	51.7	60.3	-	-
30/11/19 12:00	3	57.6	56.7	50.3	57.6	-	-
30/11/19 13:00	3	56.6	55.8	49.1	56.6	-	-
30/11/19 14:00	2	50.2	44.7	48.9	50.2	-	-
30/11/19 15:00	1	54.9	54.2	47.1	54.9	-	-
30/11/19 16:00	4	60.3	59.9	50.5	60.3	-	-
30/11/19 17:00	3	55.9	55.5	46.3	55.9	-	-
30/11/19 18:00	2	58.3	57.9	47.6	58.3	-	-
30/11/19 19:00	3	64.0	63.7	51.5	-	64.0	-
30/11/19 20:00	-	49.7	-	49.7	-	49.7	-
30/11/19 21:00	5	66.0	64.0	53.4	-	66.0	-
30/11/19 22:00	1	57.6	62.6	47.3	-	57.6	-
30/11/19 23:00	1	58.4	56.9	53.1	-	-	58.4
01/12/19 0:00	1	66.2	66.1	50.1	-	-	66.2
01/12/19 1:00	-	46.7	-	46.7	-	-	46.7
01/12/19 2:00	-	49.4	-	49.5	-	-	49.4
01/12/19 3:00	-	47.9	-	47.9	-	-	47.9
01/12/19 4:00	-	46.1	-	46.1	-	-	46.1
01/12/19 5:00	-	50.9	-	50.9	-	-	50.9
01/12/19 6:00	5	66.7	66.6	53.0	-	-	66.7
	49	**59.9**	**59.5**	**49.7**	**57.4**	**62.5**	**60.9**

Location: Roodt/Syr NMT # 1

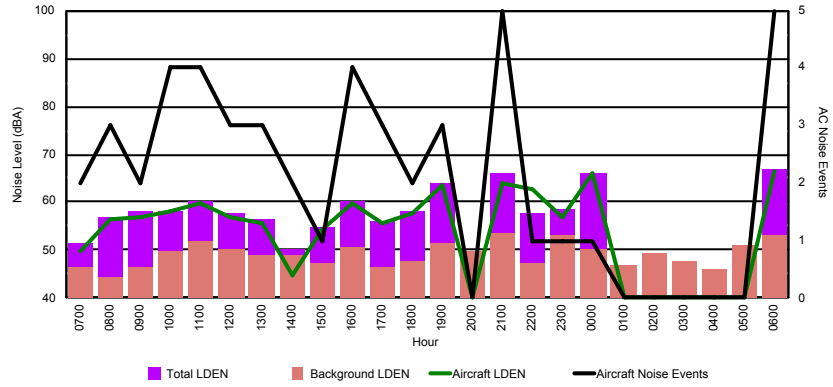

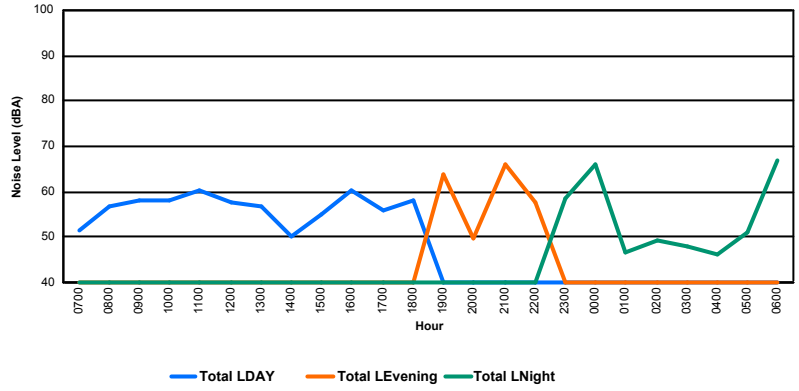

LE GOUVERNEMENT
DU GRAND-DUCHÉ DE LUXEMBOURG
Administration de la navigation aérienne

Luxembourg Airport

Noise Distribution by Hour

Between 30/11/2019 00:00:00 and 30/11/2019 23:59:59 (Local Time)

Day	Aircraft Events	Total LDEN dB (A)	Aircraft LDEN dB(A)	Background LDEN dB(A)	Total LDay dB(A)	Total LEvening dB(A)	Total LNight dB (A)
30/11/19 7:00	2	61.4	60.9	51.8	61.4	-	-
30/11/19 8:00	4	70.8	70.7	52.1	70.8	-	-
30/11/19 9:00	3	70.4	70.3	51.4	70.4	-	-
30/11/19 10:00	6	61.2	60.7	52.1	61.2	-	-
30/11/19 11:00	8	69.9	69.8	51.6	69.9	-	-
30/11/19 12:00	5	68.9	68.9	50.3	68.9	-	-
30/11/19 13:00	6	67.1	67.0	49.8	67.1	-	-
30/11/19 14:00	3	57.2	56.6	48.4	57.2	-	-
30/11/19 15:00	1	61.7	61.3	49.6	61.7	-	-
30/11/19 16:00	6	68.0	67.9	50.1	68.0	-	-
30/11/19 17:00	3	67.9	67.8	48.7	67.9	-	-
30/11/19 18:00	4	64.4	64.3	49.7	64.4	-	-
30/11/19 19:00	4	74.4	74.4	56.5	-	74.4	-
30/11/19 20:00	2	68.8	68.5	57.0	-	68.8	-
30/11/19 21:00	7	75.2	75.2	56.5	-	75.2	-
30/11/19 22:00	-	53.8	-	53.8	-	53.8	-
30/11/19 23:00	2	73.7	73.6	59.1	-	-	73.7
01/12/19 0:00	1	75.9	75.8	57.3	-	-	75.9
01/12/19 1:00	-	56.2	-	56.2	-	-	56.2
01/12/19 2:00	-	53.8	-	53.8	-	-	53.8
01/12/19 3:00	-	53.5	-	53.5	-	-	53.5
01/12/19 4:00	-	53.3	-	53.3	-	-	53.3
01/12/19 5:00	-	54.0	-	54.0	-	-	54.0
01/12/19 6:00	5	73.6	73.5	54.7	-	-	73.6
	72	**69.6**	**69.5**	**54.0**	**67.4**	**72.3**	**70.3**

Location: DVOR NMT # 2

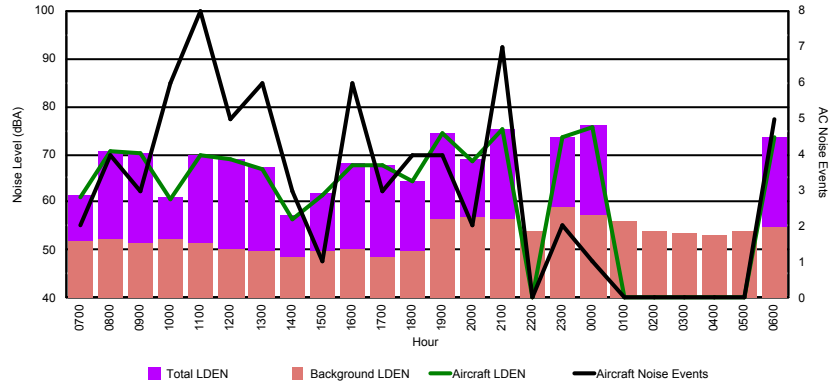

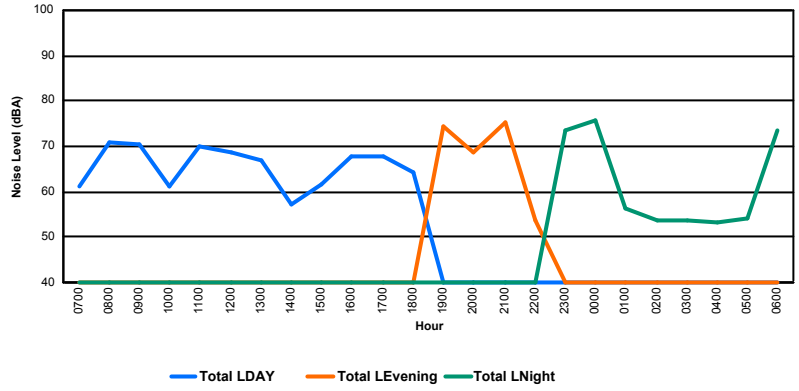

LE GOUVERNEMENT
DU GRAND-DUCHÉ DE LUXEMBOURG
Administration de la navigation aérienne

Luxembourg Airport

Noise Distribution by Hour

Between 30/11/2019 00:00:00 and 30/11/2019 23:59:59 (Local Time)

Day	Aircraft Events	Total LDEN dB (A)	Aircraft LDEN dB(A)	Background LDEN dB(A)	Total LDay dB(A)	Total LEvening dB(A)	Total LNight dB (A)
30/11/19 7:00	5	66.7	65.5	60.5	66.7	-	-
30/11/19 8:00	5	64.9	63.9	58.4	64.9	-	-
30/11/19 9:00	8	70.3	70.0	59.0	70.3	-	-
30/11/19 10:00	8	68.7	68.3	58.1	68.7	-	-
30/11/19 11:00	11	70.4	70.1	59.0	70.4	-	-
30/11/19 12:00	7	70.4	69.7	62.4	70.4	-	-
30/11/19 13:00	7	70.3	69.4	63.1	70.3	-	-
30/11/19 14:00	4	66.1	61.9	64.0	66.1	-	-
30/11/19 15:00	2	64.4	63.1	58.5	64.4	-	-
30/11/19 16:00	7	71.7	71.6	56.8	71.7	-	-
30/11/19 17:00	4	65.7	64.9	58.1	65.7	-	-
30/11/19 18:00	5	68.9	68.3	59.7	68.9	-	-
30/11/19 19:00	4	81.0	75.6	79.5	-	81.0	-
30/11/19 20:00	2	72.8	71.9	65.7	-	72.8	-
30/11/19 21:00	7	78.7	78.4	66.8	-	78.7	-
30/11/19 22:00	-	63.7	-	63.8	-	63.7	-
30/11/19 23:00	2	78.1	77.6	69.3	-	-	78.1
01/12/19 0:00	1	77.6	77.5	60.3	-	-	77.6
01/12/19 1:00	-	60.7	-	60.8	-	-	60.7
01/12/19 2:00	-	57.1	-	57.1	-	-	57.1
01/12/19 3:00	-	58.0	-	58.0	-	-	58.0
01/12/19 4:00	-	59.0	-	59.0	-	-	59.0
01/12/19 5:00	-	63.1	-	63.8	-	-	63.1
01/12/19 6:00	8	79.3	79.0	69.0	-	-	79.3
	97	**73.4**	**72.1**	**67.5**	**68.8**	**77.4**	**74.2**

Location: Mid Runway NMT # 3

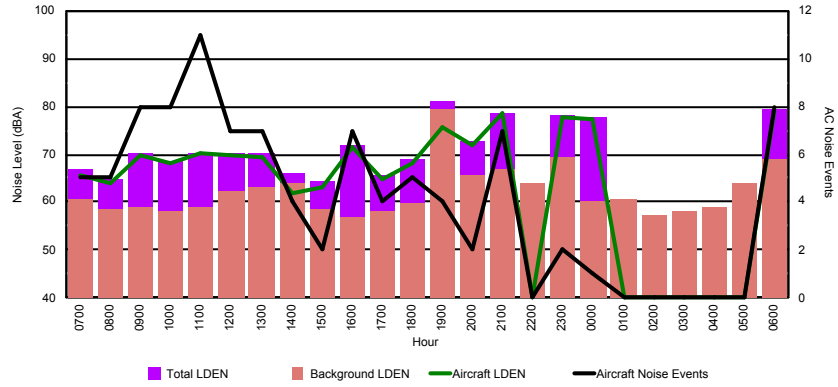

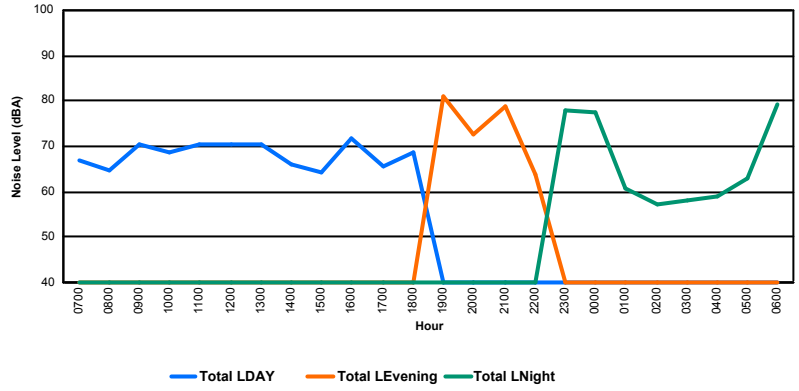

LE GOUVERNEMENT
DU GRAND-DUCHÉ DE LUXEMBOURG
Administration de la navigation aérienne

Luxembourg Airport

Noise Distribution by Hour

Between 30/11/2019 00:00:00 and 30/11/2019 23:59:59 (Local Time)

Day	Aircraft Events	Total LDEN dB (A)	Aircraft LDEN dB(A)	Background LDEN dB(A)	Total LDay dB(A)	Total LEvening dB(A)	Total LNight dB (A)
30/11/19 7:00	7	64.7	63.0	62.4	64.7	-	-
30/11/19 8:00	7	64.0	61.4	66.1	64.0	-	-
30/11/19 9:00	8	71.2	70.7	63.1	71.2	-	-
30/11/19 10:00	8	66.4	64.5	62.1	66.4	-	-
30/11/19 11:00	3	66.2	64.2	62.1	66.2	-	-
30/11/19 12:00	8	68.4	67.4	61.7	68.4	-	-
30/11/19 13:00	8	70.6	70.0	62.2	70.6	-	-
30/11/19 14:00	5	67.4	65.7	62.7	67.4	-	-
30/11/19 15:00	5	67.6	66.1	62.4	67.6	-	-
30/11/19 16:00	5	64.1	58.6	63.1	64.1	-	-
30/11/19 17:00	3	64.0	58.1	63.3	64.0	-	-
30/11/19 18:00	7	68.0	66.4	64.0	68.0	-	-
30/11/19 19:00	5	72.1	70.1	68.3	-	72.1	-
30/11/19 20:00	3	70.7	68.3	67.3	-	70.7	-
30/11/19 21:00	7	73.2	72.3	66.3	-	73.2	-
30/11/19 22:00	7	72.5	71.6	65.5	-	72.5	-
30/11/19 23:00	1	71.8	67.6	69.9	-	-	71.8
01/12/19 0:00	1	69.1	54.0	70.4	-	-	69.1
01/12/19 1:00	-	67.1	-	68.2	-	-	67.1
01/12/19 2:00	-	65.5	-	66.4	-	-	65.5
01/12/19 3:00	-	64.2	-	64.4	-	-	64.2
01/12/19 4:00	-	63.7	-	63.8	-	-	63.7
01/12/19 5:00	-	66.3	-	66.7	-	-	66.3
01/12/19 6:00	5	78.5	78.3	67.7	-	-	78.5
	103	**70.1**	**68.5**	**65.8**	**67.5**	**72.2**	**71.5**

Location: NDB-Hamm NMT # 4

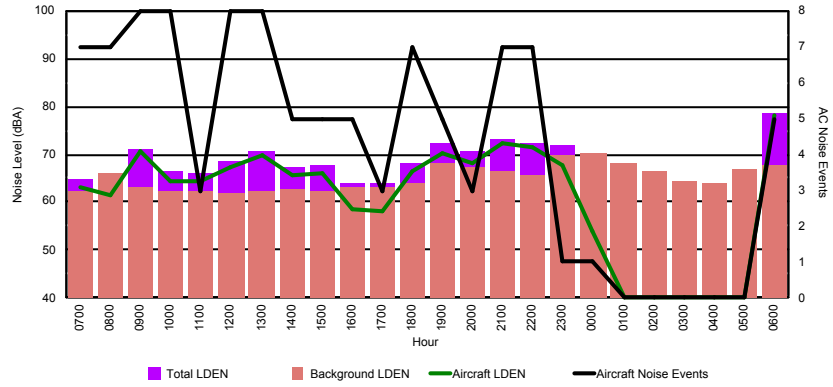

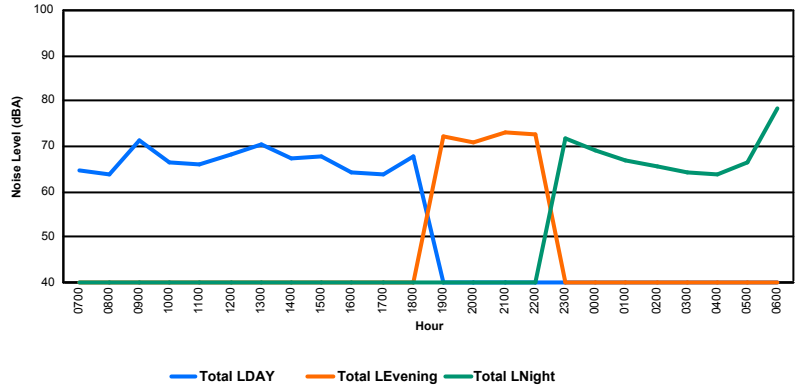

LE GOUVERNEMENT
DU GRAND-DUCHÉ DE LUXEMBOURG
Administration de la navigation aérienne

Luxembourg Airport

Noise Distribution by Hour

Between 01/12/2019 00:00:00 and 01/12/2019 23:59:59 (Local Time)

Day	Aircraft Events	Total LDEN dB (A)	Aircraft LDEN dB(A)	Background LDEN dB(A)	Total LDay dB(A)	Total LEvening dB(A)	Total LNight dB (A)
01/12/19 7:00	3	56.6	56.4	43.6	56.6	-	-
01/12/19 8:00	1	48.7	45.7	45.8	48.7	-	-
01/12/19 9:00	1	48.0	44.8	45.2	48.0	-	-
01/12/19 10:00	3	59.3	59.0	47.5	59.3	-	-
01/12/19 11:00	3	55.1	53.8	49.4	55.1	-	-
01/12/19 12:00	1	51.0	45.8	49.5	51.0	-	-
01/12/19 13:00	2	59.0	58.6	48.3	59.0	-	-
01/12/19 14:00	-	45.3	-	45.3	45.3	-	-
01/12/19 15:00	1	47.8	41.1	46.8	47.8	-	-
01/12/19 16:00	3	57.1	56.7	46.8	57.1	-	-
01/12/19 17:00	4	53.5	51.9	48.6	53.5	-	-
01/12/19 18:00	5	52.7	50.3	49.2	52.7	-	-
01/12/19 19:00	2	56.1	52.4	53.8	-	56.1	-
01/12/19 20:00	3	64.6	64.3	53.1	-	64.6	-
01/12/19 21:00	6	64.7	64.4	53.5	-	64.7	-
01/12/19 22:00	4	61.7	61.2	52.1	-	61.7	-
01/12/19 23:00	2	65.9	65.6	53.6	-	-	65.9
02/12/19 0:00	-	48.4	-	48.4	-	-	48.4
02/12/19 1:00	-	49.3	-	49.3	-	-	49.3
02/12/19 2:00	-	47.6	-	47.6	-	-	47.6
02/12/19 3:00	-	50.4	-	50.4	-	-	50.4
02/12/19 4:00	-	48.0	-	48.0	-	-	48.0
02/12/19 5:00	-	55.2	-	55.2	-	-	55.2
02/12/19 6:00	5	66.2	65.5	57.5	-	-	66.2
	49	**59.3**	**58.5**	**51.0**	**54.9**	**62.9**	**60.4**

Location: Roodt/Syr NMT # 1

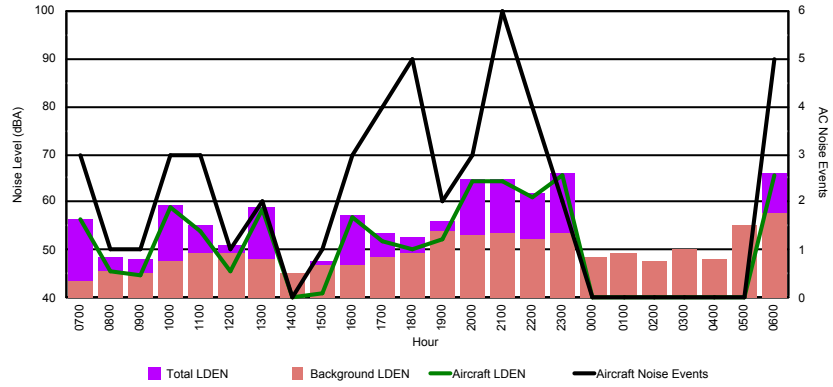

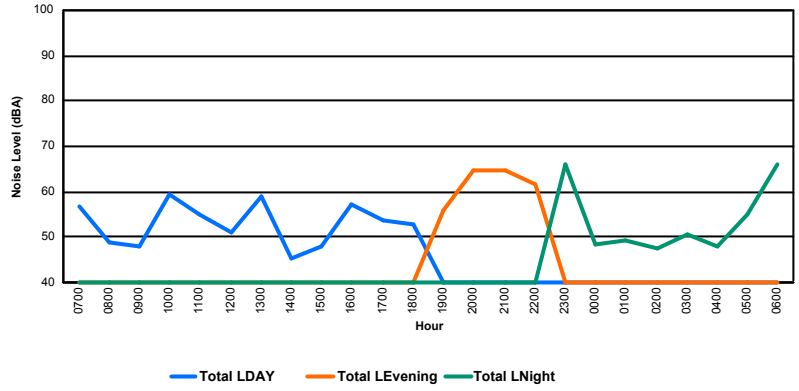

LE GOUVERNEMENT
DU GRAND-DUCHÉ DE LUXEMBOURG
Administration de la navigation aérienne

Luxembourg Airport

Noise Distribution by Hour

Between 01/12/2019 00:00:00 and 01/12/2019 23:59:59 (Local Time)

Day	Aircraft Events	Total LDEN dB (A)	Aircraft LDEN dB(A)	Background LDEN dB(A)	Total LDay dB(A)	Total LEvening dB(A)	Total LNight dB (A)
01/12/19 7:00	5	66.5	66.5	45.6	66.5	-	-
01/12/19 8:00	2	60.1	59.9	46.8	60.1	-	-
01/12/19 9:00	1	54.1	52.2	49.7	54.1	-	-
01/12/19 10:00	4	68.0	67.9	51.1	68.0	-	-
01/12/19 11:00	4	62.5	62.1	52.4	62.5	-	-
01/12/19 12:00	4	56.0	54.0	51.9	56.0	-	-
01/12/19 13:00	4	66.1	65.9	51.0	66.1	-	-
01/12/19 14:00	1	51.7	46.1	50.3	51.7	-	-
01/12/19 15:00	6	56.8	55.4	51.7	56.8	-	-
01/12/19 16:00	6	64.5	64.3	51.8	64.5	-	-
01/12/19 17:00	6	61.8	61.4	51.0	61.8	-	-
01/12/19 18:00	10	61.3	60.8	51.7	61.3	-	-
01/12/19 19:00	4	64.7	64.3	54.3	-	64.7	-
01/12/19 20:00	8	72.2	72.1	55.1	-	72.2	-
01/12/19 21:00	6	72.6	72.6	54.1	-	72.6	-
01/12/19 22:00	5	69.7	69.6	53.5	-	69.7	-
01/12/19 23:00	2	75.4	75.4	55.7	-	-	75.4
02/12/19 0:00	-	54.5	-	54.6	-	-	54.5
02/12/19 1:00	-	52.8	-	52.8	-	-	52.8
02/12/19 2:00	-	51.2	-	51.2	-	-	51.2
02/12/19 3:00	-	53.0	-	53.0	-	-	53.0
02/12/19 4:00	-	56.5	-	56.5	-	-	56.5
02/12/19 5:00	-	57.4	-	57.4	-	-	57.4
02/12/19 6:00	9	75.1	74.9	60.6	-	-	75.1
	87	**67.7**	**67.5**	**53.9**	**63.1**	**70.7**	**69.3**

Location: DVOR NMT # 2

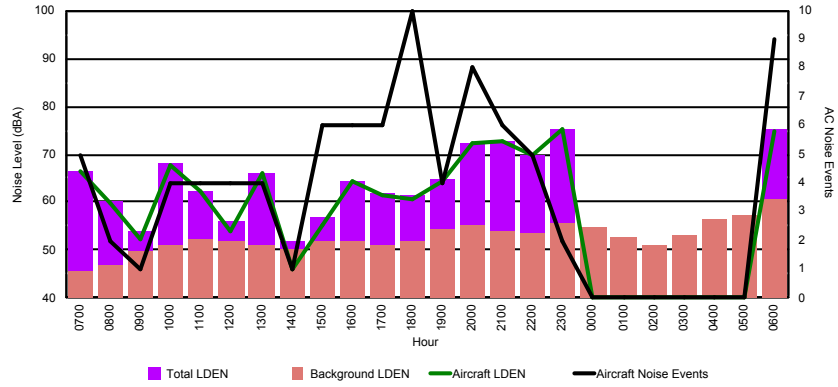

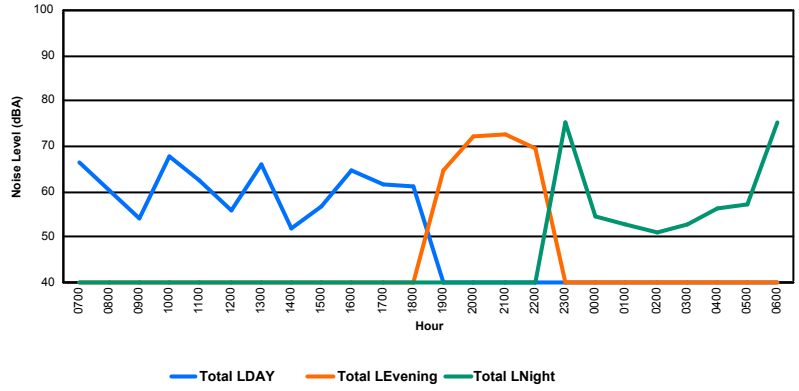

LE GOUVERNEMENT
DU GRAND-DUCHÉ DE LUXEMBOURG
Administration de la navigation aérienne

Luxembourg Airport

Noise Distribution by Hour

Between 01/12/2019 00:00:00 and 01/12/2019 23:59:59 (Local Time)

Day	Aircraft Events	Total LDEN dB (A)	Aircraft LDEN dB(A)	Background LDEN dB(A)	Total LDay dB(A)	Total LEvening dB(A)	Total LNight dB (A)
01/12/19 7:00	4	66.7	66.2	57.1	66.7	-	-
01/12/19 8:00	2	65.2	62.3	62.1	65.2	-	-
01/12/19 9:00	1	64.1	62.8	58.3	64.1	-	-
01/12/19 10:00	4	71.0	70.9	57.3	71.0	-	-
01/12/19 11:00	4	70.1	69.9	57.5	70.1	-	-
01/12/19 12:00	4	66.4	61.6	64.8	66.4	-	-
01/12/19 13:00	5	70.6	69.3	64.7	70.6	-	-
01/12/19 14:00	2	63.4	54.6	63.0	63.4	-	-
01/12/19 15:00	7	64.6	62.9	60.1	64.6	-	-
01/12/19 16:00	9	71.4	71.1	60.9	71.4	-	-
01/12/19 17:00	9	72.6	72.1	63.6	72.6	-	-
01/12/19 18:00	10	69.1	68.3	61.7	69.1	-	-
01/12/19 19:00	6	73.5	72.1	68.2	-	73.5	-
01/12/19 20:00	11	75.9	74.9	69.4	-	75.9	-
01/12/19 21:00	6	77.7	77.4	67.0	-	77.7	-
01/12/19 22:00	8	78.1	77.0	72.0	-	78.1	-
01/12/19 23:00	1	76.6	73.8	73.5	-	-	76.6
02/12/19 0:00	-	77.0	-	77.0	-	-	77.0
02/12/19 1:00	-	59.1	-	59.1	-	-	59.1
02/12/19 2:00	-	58.5	-	58.5	-	-	58.5
02/12/19 3:00	-	56.6	-	56.6	-	-	56.6
02/12/19 4:00	-	60.4	-	60.4	-	-	60.4
02/12/19 5:00	-	62.7	-	62.7	-	-	62.7
02/12/19 6:00	9	79.7	78.6	74.0	-	-	79.7
	102	**72.9**	**71.3**	**68.1**	**69.0**	**76.6**	**73.8**

Location: Mid Runway NMT # 3

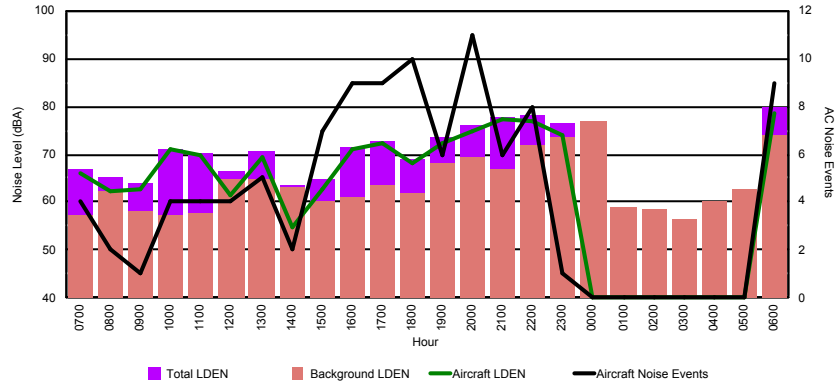

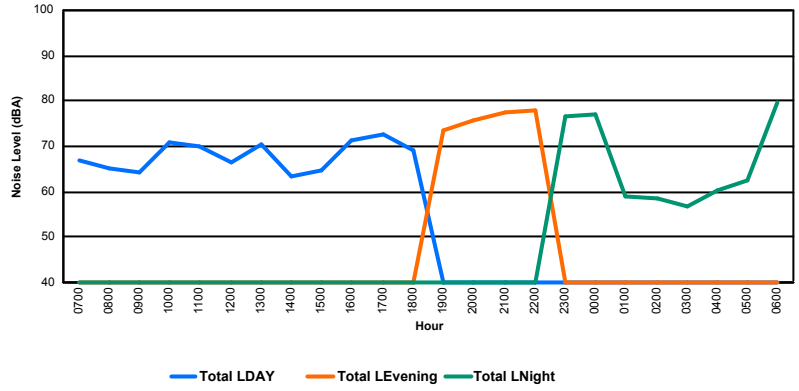

LE GOUVERNEMENT
DU GRAND-DUCHÉ DE LUXEMBOURG
Administration de la navigation aérienne

Luxembourg Airport

Noise Distribution by Hour

Between 01/12/2019 00:00:00 and 01/12/2019 23:59:59 (Local Time)

Day	Aircraft Events	Total LDEN dB (A)	Aircraft LDEN dB(A)	Background LDEN dB(A)	Total LDay dB(A)	Total LEvening dB(A)	Total LNight dB (A)
01/12/19 7:00	3	63.1	62.2	56.4	63.1	-	-
01/12/19 8:00	2	68.2	67.7	58.1	68.2	-	-
01/12/19 9:00	2	65.6	64.2	59.9	65.6	-	-
01/12/19 10:00	6	66.5	65.3	60.7	66.5	-	-
01/12/19 11:00	2	63.9	60.4	61.5	63.9	-	-
01/12/19 12:00	5	69.7	68.9	62.4	69.7	-	-
01/12/19 13:00	3	66.9	65.2	62.1	66.9	-	-
01/12/19 14:00	2	65.9	63.6	62.2	65.9	-	-
01/12/19 15:00	10	71.6	71.1	62.7	71.6	-	-
01/12/19 16:00	11	70.1	69.3	62.6	70.1	-	-
01/12/19 17:00	11	68.4	67.4	62.0	68.4	-	-
01/12/19 18:00	7	65.0	62.6	61.6	65.0	-	-
01/12/19 19:00	11	74.4	73.8	65.7	-	74.4	-
01/12/19 20:00	7	72.8	72.0	65.0	-	72.8	-
01/12/19 21:00	7	70.5	69.2	65.0	-	70.5	-
01/12/19 22:00	18	76.8	76.6	64.8	-	76.8	-
01/12/19 23:00	12	81.0	80.9	67.2	-	-	81.0
02/12/19 0:00	1	77.4	77.2	64.9	-	-	77.4
02/12/19 1:00	-	62.8	-	63.4	-	-	62.8
02/12/19 2:00	-	63.4	-	63.9	-	-	63.4
02/12/19 3:00	-	64.0	-	64.3	-	-	64.0
02/12/19 4:00	-	66.0	-	66.5	-	-	66.0
02/12/19 5:00	-	69.8	-	71.2	-	-	69.8
02/12/19 6:00	7	78.4	77.3	75.0	-	-	78.4
	127	**72.7**	**72.0**	**65.9**	**67.8**	**74.2**	**75.3**

Location: NDB-Hamm NMT # 4

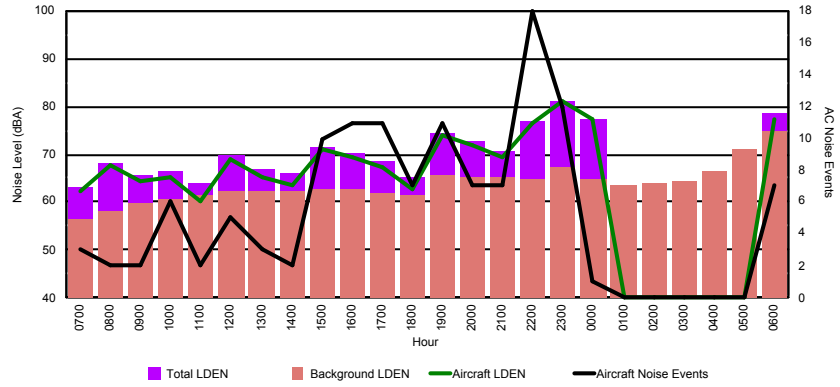

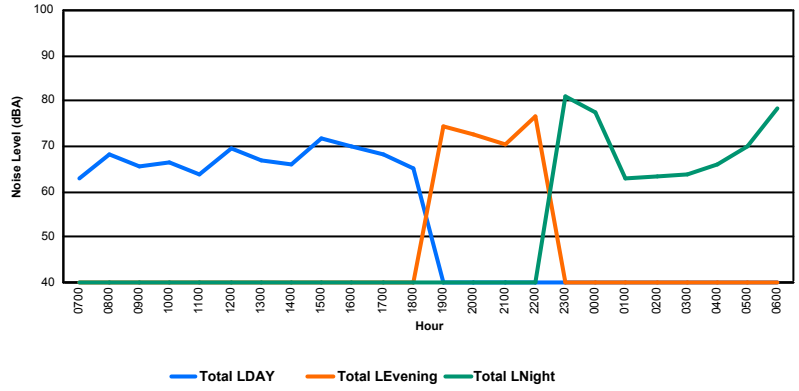

LE GOUVERNEMENT
DU GRAND-DUCHÉ DE LUXEMBOURG
Administration de la navigation aérienne

Luxembourg Airport

Noise Distribution by Hour

Between 02/12/2019 00:00:00 and 02/12/2019 23:59:59 (Local Time)

Day	Aircraft Events	Total LDEN dB (A)	Aircraft LDEN dB(A)	Background LDEN dB(A)	Total LDay dB(A)	Total LEvening dB(A)	Total LNight dB (A)
02/12/19 7:00	5	59.4	59.1	48.2	59.4	-	-
02/12/19 8:00	1	50.5	41.4	50.0	50.5	-	-
02/12/19 9:00	2	58.3	57.6	50.4	58.3	-	-
02/12/19 10:00	2	55.8	54.7	49.3	55.8	-	-
02/12/19 11:00	3	52.6	49.2	50.0	52.6	-	-
02/12/19 12:00	2	60.9	47.6	60.6	60.9	-	-
02/12/19 13:00	2	55.6	54.7	48.2	55.6	-	-
02/12/19 14:00	1	48.9	43.9	47.2	48.9	-	-
02/12/19 15:00	7	58.6	57.7	51.4	58.6	-	-
02/12/19 16:00	7	57.2	56.0	51.0	57.2	-	-
02/12/19 17:00	6	54.5	53.1	49.2	54.5	-	-
02/12/19 18:00	9	58.4	57.8	50.1	58.4	-	-
02/12/19 19:00	4	58.5	57.5	51.9	-	58.5	-
02/12/19 20:00	4	60.1	59.4	52.2	-	60.1	-
02/12/19 21:00	3	58.3	57.0	52.5	-	58.3	-
02/12/19 22:00	2	61.8	61.6	49.0	-	61.8	-
02/12/19 23:00	1	64.6	62.8	59.9	-	-	64.6
03/12/19 0:00	1	64.3	64.0	51.0	-	-	64.3
03/12/19 1:00	1	63.8	63.5	50.3	-	-	63.8
03/12/19 2:00	1	64.2	64.1	48.2	-	-	64.2
03/12/19 3:00	-	54.5	-	54.5	-	-	54.5
03/12/19 4:00	-	51.2	-	51.2	-	-	51.2
03/12/19 5:00	1	67.4	66.9	58.0	-	-	67.4
03/12/19 6:00	-	57.4	-	57.4	-	-	57.4
	65	**60.5**	**59.5**	**53.7**	**57.1**	**59.9**	**63.3**

Location: Roodt/Syr NMT # 1

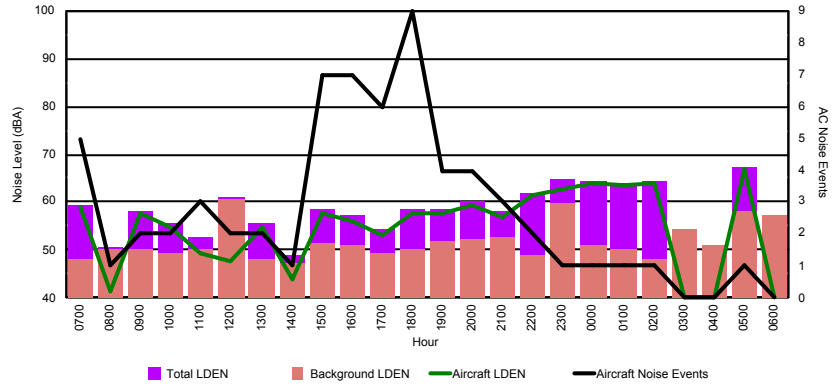

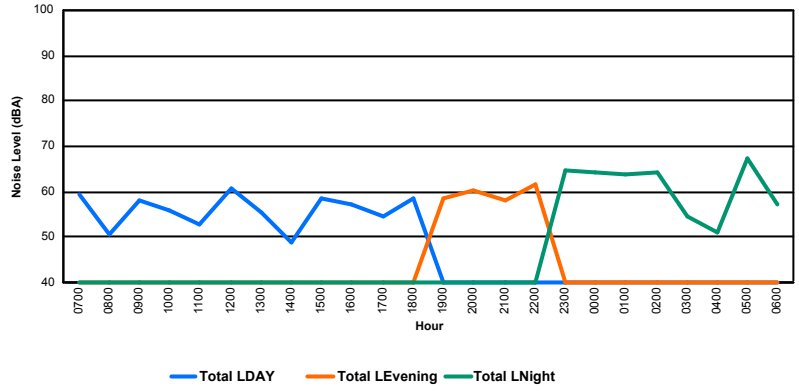

LE GOUVERNEMENT
DU GRAND-DUCHÉ DE LUXEMBOURG
Administration de la navigation aérienne

Luxembourg Airport

Noise Distribution by Hour

Between 02/12/2019 00:00:00 and 02/12/2019 23:59:59 (Local Time)

Day	Aircraft Events	Total LDEN dB (A)	Aircraft LDEN dB(A)	Background LDEN dB(A)	Total LDay dB(A)	Total LEvening dB(A)	Total LNight dB (A)
02/12/19 7:00	8	67.3	67.3	49.9	67.3	-	-
02/12/19 8:00	3	59.7	59.2	49.7	59.7	-	-
02/12/19 9:00	4	68.4	68.3	50.8	68.4	-	-
02/12/19 10:00	5	64.4	64.2	51.7	64.4	-	-
02/12/19 11:00	11	60.2	59.4	52.4	60.2	-	-
02/12/19 12:00	5	61.8	60.3	56.5	61.8	-	-
02/12/19 13:00	3	63.2	62.9	52.2	63.2	-	-
02/12/19 14:00	4	57.6	56.3	51.8	57.6	-	-
02/12/19 15:00	9	70.1	70.0	52.9	70.1	-	-
02/12/19 16:00	8	69.8	69.5	55.9	69.8	-	-
02/12/19 17:00	6	66.3	65.8	55.9	66.3	-	-
02/12/19 18:00	9	71.5	71.4	56.4	71.5	-	-
02/12/19 19:00	4	69.8	69.6	56.5	-	69.8	-
02/12/19 20:00	4	71.4	71.2	55.5	-	71.4	-
02/12/19 21:00	5	74.6	74.6	54.3	-	74.6	-
02/12/19 22:00	3	70.7	70.6	54.5	-	70.7	-
02/12/19 23:00	1	74.6	74.4	59.2	-	-	74.6
03/12/19 0:00	2	77.5	77.4	55.4	-	-	77.5
03/12/19 1:00	1	77.6	77.6	52.8	-	-	77.6
03/12/19 2:00	1	75.5	75.4	53.7	-	-	75.5
03/12/19 3:00	-	54.6	-	54.6	-	-	54.6
03/12/19 4:00	-	55.0	-	55.0	-	-	55.0
03/12/19 5:00	1	79.6	79.5	59.7	-	-	79.6
03/12/19 6:00	-	62.3	-	62.4	-	-	62.3
	97	**72.2**	**72.0**	**55.8**	**66.9**	**72.0**	**75.3**

Location: DVOR NMT # 2

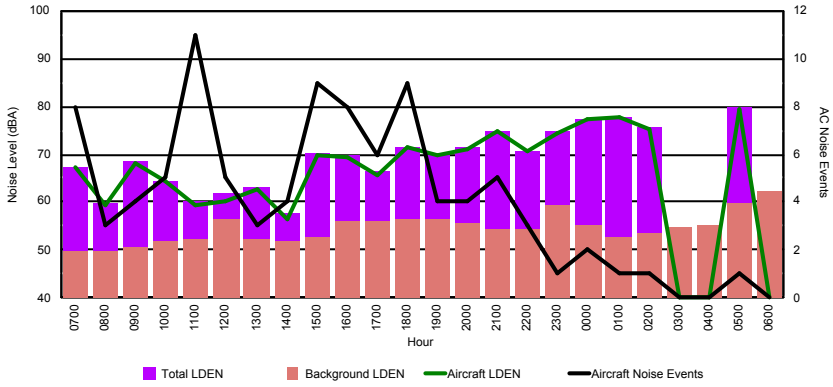

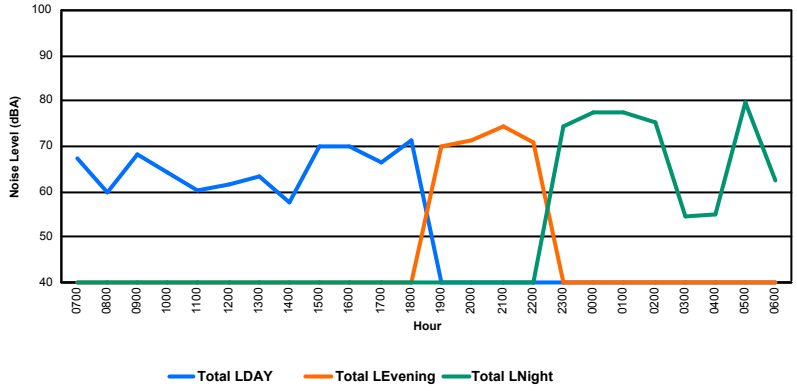

LE GOUVERNEMENT
DU GRAND-DUCHÉ DE LUXEMBOURG
Administration de la navigation aérienne

Luxembourg Airport
Noise Distribution by Hour

Between 02/12/2019 00:00:00 and 02/12/2019 23:59:59 (Local Time)

Day	Aircraft Events	Total LDEN dB (A)	Aircraft LDEN dB(A)	Background LDEN dB(A)	Total LDay dB(A)	Total LEvening dB(A)	Total LNight dB (A)
02/12/19 7:00	8	69.5	69.2	59.6	69.5	-	-
02/12/19 8:00	4	67.5	66.7	60.6	67.5	-	-
02/12/19 9:00	4	69.4	68.7	61.4	69.4	-	-
02/12/19 10:00	8	69.3	68.5	61.7	69.3	-	-
02/12/19 11:00	16	68.5	67.3	63.0	68.5	-	-
02/12/19 12:00	7	69.3	67.0	65.5	69.3	-	-
02/12/19 13:00	11	68.3	66.0	64.5	68.3	-	-
02/12/19 14:00	8	69.0	67.2	64.0	69.0	-	-
02/12/19 15:00	12	69.1	63.5	68.0	69.1	-	-
02/12/19 16:00	11	74.3	71.2	71.4	74.3	-	-
02/12/19 17:00	10	67.9	65.6	64.5	67.9	-	-
02/12/19 18:00	11	75.6	70.0	74.3	75.6	-	-
02/12/19 19:00	4	78.3	65.2	78.2	-	78.3	-
02/12/19 20:00	3	78.7	66.6	78.5	-	78.7	-
02/12/19 21:00	6	77.6	77.1	68.2	-	77.6	-
02/12/19 22:00	4	75.5	74.3	69.7	-	75.5	-
02/12/19 23:00	1	72.6	68.2	70.6	-	-	72.6
03/12/19 0:00	-	71.5	-	71.7	-	-	71.5
03/12/19 1:00	-	70.8	-	70.8	-	-	70.8
03/12/19 2:00	-	69.3	-	69.4	-	-	69.3
03/12/19 3:00	-	60.1	-	60.0	-	-	60.1
03/12/19 4:00	-	64.8	-	65.1	-	-	64.8
03/12/19 5:00	-	64.0	-	63.8	-	-	64.0
03/12/19 6:00	6	82.1	79.5	79.4	-	-	82.1
	134	**73.9**	**70.3**	**71.8**	**70.7**	**77.7**	**74.4**

Location: Mid Runway NMT # 3

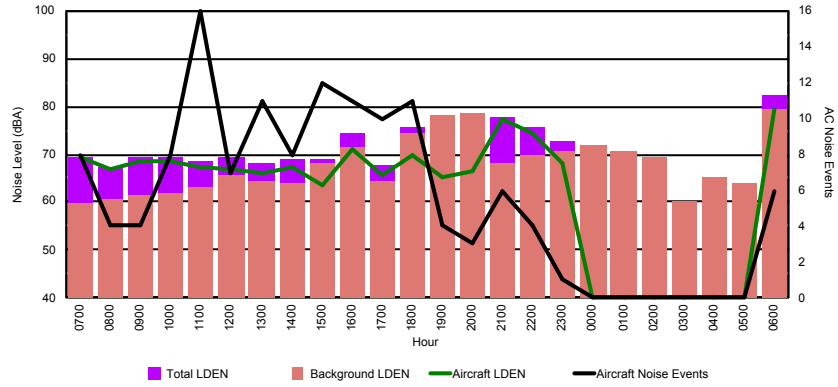

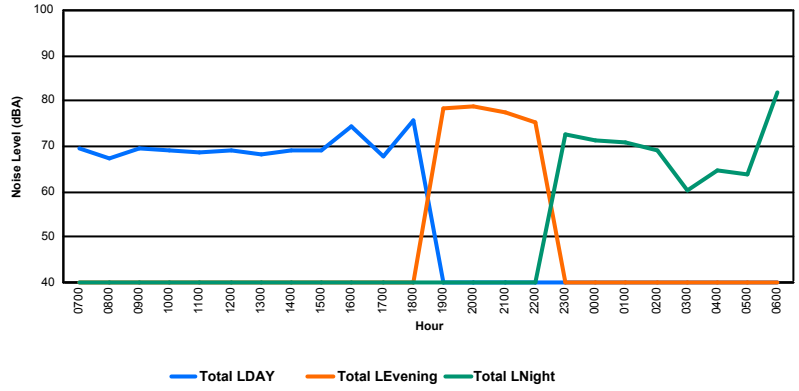

LE GOUVERNEMENT
DU GRAND-DUCHÉ DE LUXEMBOURG
Administration de la navigation aérienne

Luxembourg Airport

Noise Distribution by Hour

Between 02/12/2019 00:00:00 and 02/12/2019 23:59:59 (Local Time)

Day	Aircraft Events	Total LDEN dB (A)	Aircraft LDEN dB(A)	Background LDEN dB(A)	Total LDay dB(A)	Total LEvening dB(A)	Total LNight dB (A)
02/12/19 7:00	4	65.1	60.2	66.8	65.1	-	-
02/12/19 8:00	8	65.9	63.9	69.6	65.9	-	-
02/12/19 9:00	9	66.8	64.6	64.0	66.8	-	-
02/12/19 10:00	13	68.1	66.9	62.7	68.1	-	-
02/12/19 11:00	10	67.8	66.3	63.0	67.8	-	-
02/12/19 12:00	7	70.5	69.8	62.1	70.5	-	-
02/12/19 13:00	6	69.0	68.2	61.7	69.0	-	-
02/12/19 14:00	6	66.0	64.3	61.3	66.0	-	-
02/12/19 15:00	7	65.7	63.9	61.1	65.7	-	-
02/12/19 16:00	11	71.1	70.7	60.5	71.1	-	-
02/12/19 17:00	8	64.4	62.2	60.8	64.4	-	-
02/12/19 18:00	9	64.9	63.0	60.8	64.9	-	-
02/12/19 19:00	8	76.6	76.2	66.2	-	76.6	-
02/12/19 20:00	8	76.4	76.0	65.9	-	76.4	-
02/12/19 21:00	4	69.0	66.7	65.5	-	69.0	-
02/12/19 22:00	12	71.6	70.7	65.2	-	71.6	-
02/12/19 23:00	1	74.0	72.8	67.5	-	-	74.0
03/12/19 0:00	-	65.6	-	66.5	-	-	65.6
03/12/19 1:00	-	63.1	-	63.7	-	-	63.1
03/12/19 2:00	-	63.2	-	63.8	-	-	63.2
03/12/19 3:00	-	65.0	-	65.3	-	-	65.0
03/12/19 4:00	-	67.9	-	68.8	-	-	67.9
03/12/19 5:00	-	70.9	-	72.3	-	-	70.9
03/12/19 6:00	11	76.9	75.6	75.3	-	-	76.9
	142	**70.7**	**69.3**	**67.0**	**67.7**	**74.5**	**71.1**

Location: NDB-Hamm NMT # 4

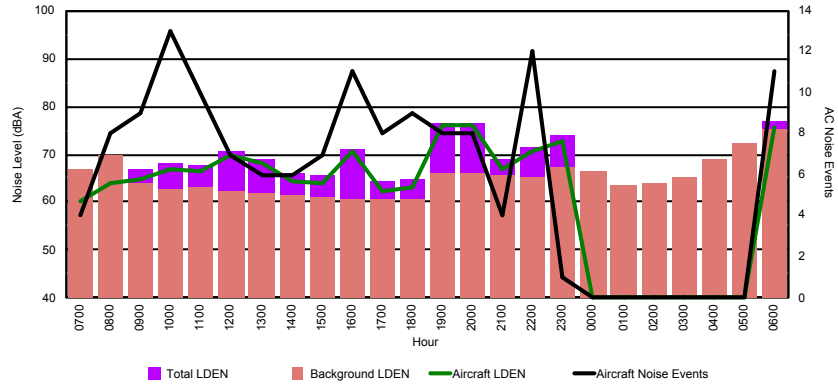

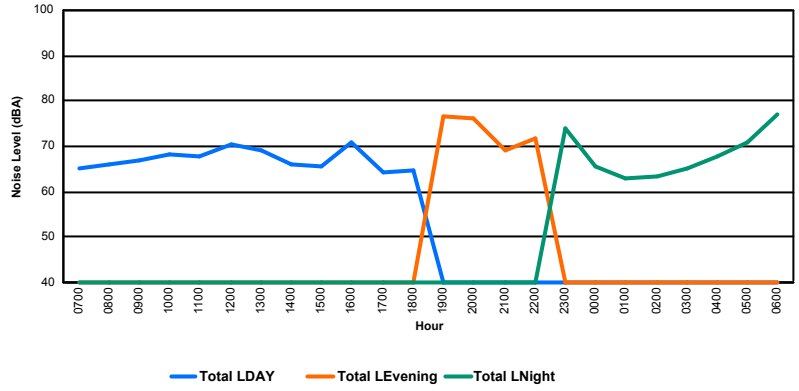

LE GOUVERNEMENT
DU GRAND-DUCHÉ DE LUXEMBOURG
Administration de la navigation aérienne

Luxembourg Airport

Noise Distribution by Hour

Between 03/12/2019 00:00:00 and 03/12/2019 23:59:59 (Local Time)

Day	Aircraft Events	Total LDEN dB (A)	Aircraft LDEN dB(A)	Background LDEN dB(A)	Total LDay dB(A)	Total LEvening dB(A)	Total LNight dB (A)
03/12/19 7:00	2	53.3	52.0	47.6	53.3	-	-
03/12/19 8:00	-	50.4	-	50.4	50.4	-	-
03/12/19 9:00	8	56.5	55.3	50.6	56.5	-	-
03/12/19 10:00	15	59.2	58.3	52.2	59.2	-	-
03/12/19 11:00	5	54.1	50.8	52.1	54.1	-	-
03/12/19 12:00	3	53.4	51.6	49.0	53.4	-	-
03/12/19 13:00	2	52.4	47.4	50.9	52.4	-	-
03/12/19 14:00	3	53.6	52.4	47.5	53.6	-	-
03/12/19 15:00	1	49.2	42.6	48.2	49.2	-	-
03/12/19 16:00	2	58.0	57.5	48.5	58.0	-	-
03/12/19 17:00	2	58.1	57.7	47.4	58.1	-	-
03/12/19 18:00	2	57.8	57.2	49.3	57.8	-	-
03/12/19 19:00	1	51.0	46.7	49.1	-	51.0	-
03/12/19 20:00	2	55.9	53.3	52.6	-	55.9	-
03/12/19 21:00	4	65.8	65.7	52.6	-	65.8	-
03/12/19 22:00	4	67.4	67.2	55.0	-	67.4	-
03/12/19 23:00	3	70.7	70.5	58.0	-	-	70.7
04/12/19 0:00	-	48.5	-	48.5	-	-	48.5
04/12/19 1:00	-	43.7	-	43.7	-	-	43.7
04/12/19 2:00	-	46.6	-	46.6	-	-	46.6
04/12/19 3:00	-	49.2	-	49.2	-	-	49.2
04/12/19 4:00	-	57.0	-	57.1	-	-	57.0
04/12/19 5:00	-	58.3	-	58.4	-	-	58.3
04/12/19 6:00	1	60.7	56.9	58.5	-	-	60.7
	60	**60.8**	**60.1**	**52.9**	**55.7**	**63.9**	**62.5**

Location: Roodt/Syr NMT # 1

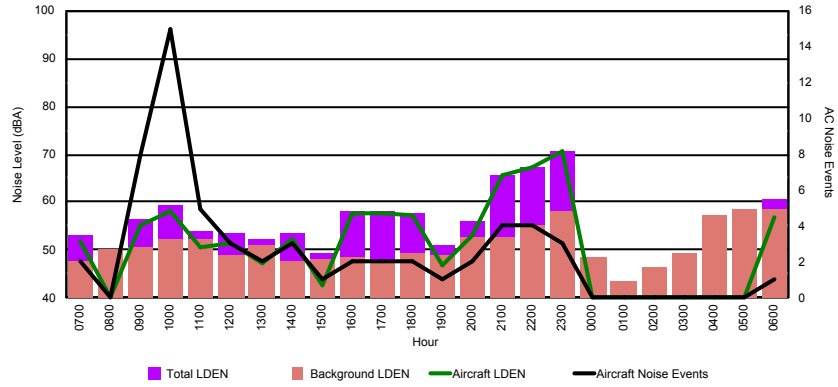

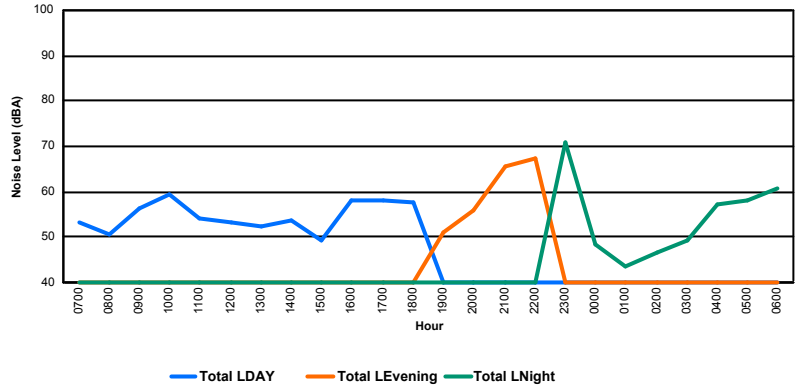

LE GOUVERNEMENT
DU GRAND-DUCHÉ DE LUXEMBOURG
Administration de la navigation aérienne

Luxembourg Airport

Noise Distribution by Hour

Between 03/12/2019 00:00:00 and 03/12/2019 23:59:59 (Local Time)

Day	Aircraft Events	Total LDEN dB (A)	Aircraft LDEN dB(A)	Background LDEN dB(A)	Total LDay dB(A)	Total LEvening dB(A)	Total LNight dB (A)
03/12/19 7:00	2	64.6	64.4	52.3	64.6	-	-
03/12/19 8:00	2	53.3	49.4	51.3	53.3	-	-
03/12/19 9:00	10	69.0	68.8	53.8	69.0	-	-
03/12/19 10:00	17	72.1	72.1	54.3	72.1	-	-
03/12/19 11:00	10	62.0	61.4	53.7	62.0	-	-
03/12/19 12:00	7	63.2	62.9	51.7	63.2	-	-
03/12/19 13:00	7	62.0	61.6	51.4	62.0	-	-
03/12/19 14:00	9	62.5	62.1	52.3	62.5	-	-
03/12/19 15:00	4	56.8	54.9	52.4	56.8	-	-
03/12/19 16:00	4	66.1	65.9	53.1	66.1	-	-
03/12/19 17:00	7	66.8	66.7	53.2	66.8	-	-
03/12/19 18:00	11	66.2	65.9	54.1	66.2	-	-
03/12/19 19:00	4	62.3	60.5	57.8	-	62.3	-
03/12/19 20:00	5	73.5	73.4	57.2	-	73.5	-
03/12/19 21:00	5	75.3	75.3	56.2	-	75.3	-
03/12/19 22:00	4	75.4	75.3	56.0	-	75.4	-
03/12/19 23:00	3	78.8	78.7	59.1	-	-	78.8
04/12/19 0:00	-	56.0	-	56.0	-	-	56.0
04/12/19 1:00	-	54.7	-	54.7	-	-	54.7
04/12/19 2:00	-	54.0	-	54.0	-	-	54.0
04/12/19 3:00	-	55.8	-	55.9	-	-	55.8
04/12/19 4:00	-	56.5	-	56.5	-	-	56.5
04/12/19 5:00	-	60.7	-	60.7	-	-	60.7
04/12/19 6:00	8	68.1	66.5	63.4	-	-	68.1
	119	**69.7**	**69.5**	**56.3**	**66.0**	**73.6**	**70.3**

Location: DVOR NMT # 2

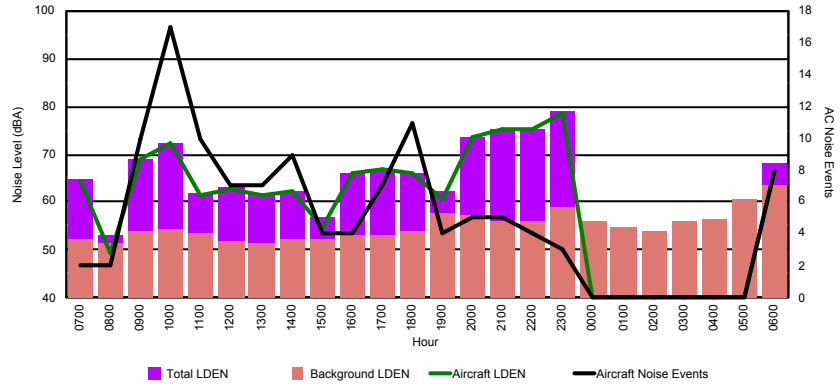

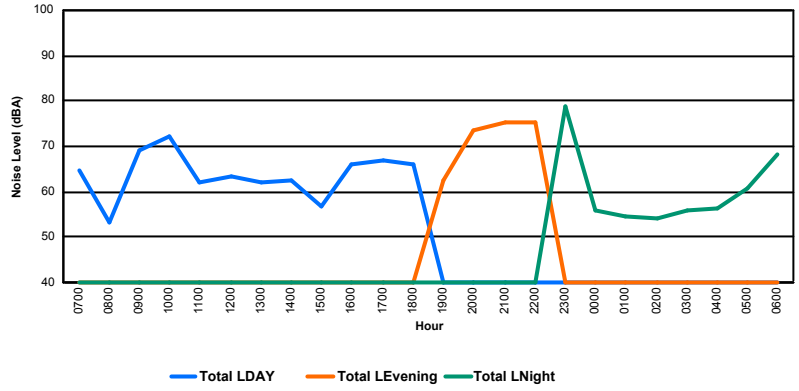

LE GOUVERNEMENT
DU GRAND-DUCHÉ DE LUXEMBOURG
Administration de la navigation aérienne

Luxembourg Airport

Noise Distribution by Hour

Between 03/12/2019 00:00:00 and 03/12/2019 23:59:59 (Local Time)

Day	Aircraft Events	Total LDEN dB (A)	Aircraft LDEN dB(A)	Background LDEN dB(A)	Total LDay dB(A)	Total LEvening dB(A)	Total LNight dB (A)
03/12/19 7:00	4	69.0	62.3	68.2	69.0	-	-
03/12/19 8:00	2	61.0	53.3	60.6	61.0	-	-
03/12/19 9:00	5	73.4	70.1	70.8	73.4	-	-
03/12/19 10:00	14	71.1	69.3	66.7	71.1	-	-
03/12/19 11:00	16	69.9	68.5	64.9	69.9	-	-
03/12/19 12:00	8	69.9	69.5	60.0	69.9	-	-
03/12/19 13:00	8	68.2	67.8	57.4	68.2	-	-
03/12/19 14:00	12	69.9	68.2	65.2	69.9	-	-
03/12/19 15:00	17	63.1	61.9	57.3	63.1	-	-
03/12/19 16:00	7	69.2	68.8	58.3	69.2	-	-
03/12/19 17:00	8	71.0	70.6	61.0	71.0	-	-
03/12/19 18:00	12	70.1	69.1	63.3	70.1	-	-
03/12/19 19:00	19	69.0	67.9	63.1	-	69.0	-
03/12/19 20:00	6	74.4	73.7	66.1	-	74.4	-
03/12/19 21:00	7	75.4	75.0	65.1	-	75.4	-
03/12/19 22:00	6	78.5	78.2	66.7	-	78.5	-
03/12/19 23:00	3	80.1	79.8	67.7	-	-	80.1
04/12/19 0:00	-	58.7	-	58.7	-	-	58.7
04/12/19 1:00	-	68.0	-	68.0	-	-	68.0
04/12/19 2:00	-	61.5	-	61.6	-	-	61.5
04/12/19 3:00	-	59.6	-	59.6	-	-	59.6
04/12/19 4:00	-	60.4	-	60.4	-	-	60.4
04/12/19 5:00	-	64.6	-	64.6	-	-	64.6
04/12/19 6:00	9	76.6	74.8	73.0	-	-	76.6
	163	**72.4**	**71.4**	**65.8**	**69.7**	**75.5**	**73.0**

Location: Mid Runway NMT # 3

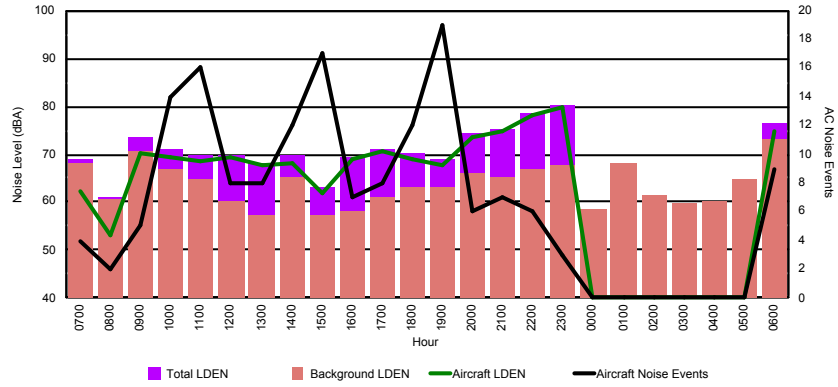

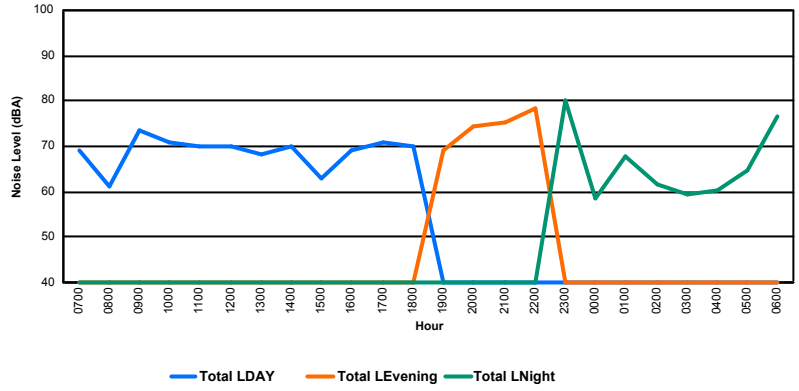

LE GOUVERNEMENT
DU GRAND-DUCHÉ DE LUXEMBOURG
Administration de la navigation aérienne

Luxembourg Airport

Noise Distribution by Hour

Between 03/12/2019 00:00:00 and 03/12/2019 23:59:59 (Local Time)

Day	Aircraft Events	Total LDEN dB (A)	Aircraft LDEN dB(A)	Background LDEN dB(A)	Total LDay dB(A)	Total LEvening dB(A)	Total LNight dB (A)
03/12/19 7:00	3	65.3	61.0	66.4	65.3	-	-
03/12/19 8:00	5	66.8	64.3	66.6	66.8	-	-
03/12/19 9:00	6	69.8	68.6	65.4	69.8	-	-
03/12/19 10:00	11	70.7	69.9	64.8	70.7	-	-
03/12/19 11:00	8	69.8	68.9	63.7	69.8	-	-
03/12/19 12:00	9	68.1	66.7	62.9	68.1	-	-
03/12/19 13:00	18	69.7	68.9	63.5	69.7	-	-
03/12/19 14:00	18	70.7	69.9	63.6	70.7	-	-
03/12/19 15:00	25	63.8	57.7	63.5	63.8	-	-
03/12/19 16:00	8	65.2	62.0	62.7	65.2	-	-
03/12/19 17:00	8	65.4	62.6	62.6	65.4	-	-
03/12/19 18:00	8	67.8	66.4	62.6	67.8	-	-
03/12/19 19:00	9	74.5	73.8	66.6	-	74.5	-
03/12/19 20:00	5	72.6	71.5	66.2	-	72.6	-
03/12/19 21:00	4	71.0	69.4	66.1	-	71.0	-
03/12/19 22:00	17	73.5	72.9	66.4	-	73.5	-
03/12/19 23:00	2	72.2	68.9	69.7	-	-	72.2
04/12/19 0:00	-	65.4	-	66.3	-	-	65.4
04/12/19 1:00	1	74.3	73.8	65.4	-	-	74.3
04/12/19 2:00	-	65.1	-	65.7	-	-	65.1
04/12/19 3:00	-	66.4	-	66.8	-	-	66.4
04/12/19 4:00	-	68.3	-	69.2	-	-	68.3
04/12/19 5:00	-	70.3	-	71.7	-	-	70.3
04/12/19 6:00	2	75.5	70.3	77.1	-	-	75.5
	167	**70.5**	**68.5**	**67.9**	**68.3**	**73.1**	**71.3**

Location: NDB-Hamm NMT # 4

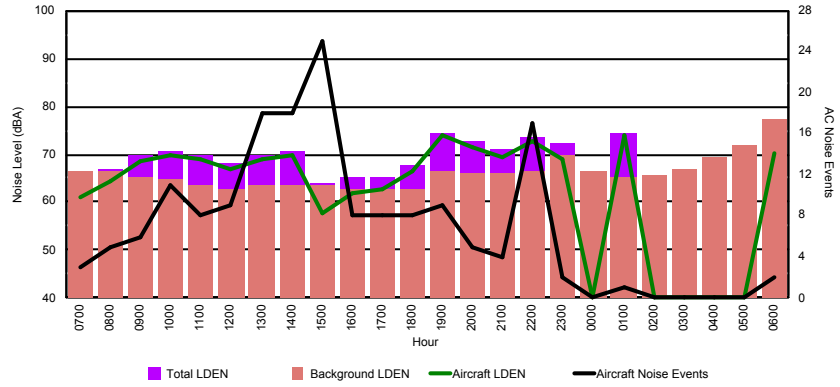

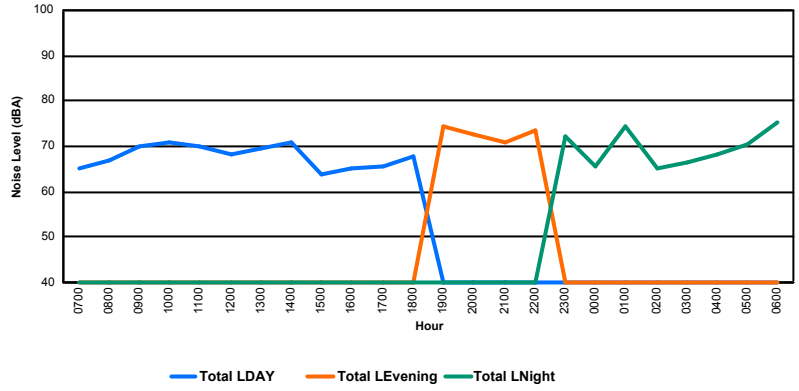

LE GOUVERNEMENT
DU GRAND-DUCHÉ DE LUXEMBOURG
Administration de la navigation aérienne

Luxembourg Airport

Noise Distribution by Hour

Between 04/12/2019 00:00:00 and 04/12/2019 23:59:59 (Local Time)

Day	Aircraft Events	Total LDEN dB (A)	Aircraft LDEN dB(A)	Background LDEN dB(A)	Total LDay dB(A)	Total LEvening dB(A)	Total LNight dB (A)
04/12/19 7:00	3	51.5	49.8	46.7	51.5	-	-
04/12/19 8:00	3	57.8	57.3	48.2	57.8	-	-
04/12/19 9:00	1	50.8	41.0	50.4	50.8	-	-
04/12/19 10:00	1	52.4	40.6	52.1	52.4	-	-
04/12/19 11:00	2	55.5	53.3	51.5	55.5	-	-
04/12/19 12:00	3	55.7	53.6	51.8	55.7	-	-
04/12/19 13:00	2	55.6	53.7	51.4	55.6	-	-
04/12/19 14:00	1	55.6	54.0	50.4	55.6	-	-
04/12/19 15:00	1	51.5	42.7	50.9	51.5	-	-
04/12/19 16:00	-	51.8	-	51.8	51.8	-	-
04/12/19 17:00	7	63.4	63.1	51.4	63.4	-	-
04/12/19 18:00	3	57.1	56.1	50.3	57.1	-	-
04/12/19 19:00	2	55.5	50.6	53.9	-	55.5	-
04/12/19 20:00	5	58.4	56.1	54.8	-	58.4	-
04/12/19 21:00	5	64.7	64.4	53.9	-	64.7	-
04/12/19 22:00	1	54.8	53.2	49.7	-	54.8	-
04/12/19 23:00	3	70.1	70.0	54.8	-	-	70.1
05/12/19 0:00	-	54.7	-	54.8	-	-	54.7
05/12/19 1:00	-	48.7	-	48.7	-	-	48.7
05/12/19 2:00	-	49.1	-	49.1	-	-	49.1
05/12/19 3:00	-	49.1	-	49.1	-	-	49.1
05/12/19 4:00	-	52.3	-	52.3	-	-	52.3
05/12/19 5:00	-	58.2	-	58.2	-	-	58.2
05/12/19 6:00	3	62.1	59.5	58.8	-	-	62.1
	46	**59.8**	**58.9**	**53.0**	**56.6**	**60.3**	**62.2**

Location: Roodt/Syr NMT # 1

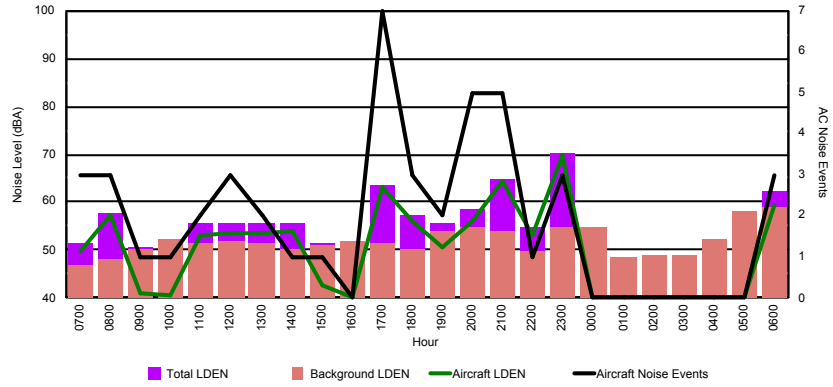

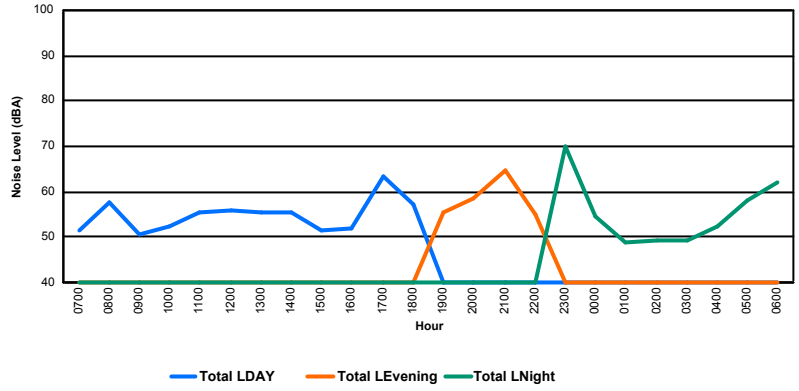

LE GOUVERNEMENT
DU GRAND-DUCHÉ DE LUXEMBOURG
Administration de la navigation aérienne

Luxembourg Airport

Noise Distribution by Hour

Between 04/12/2019 00:00:00 and 04/12/2019 23:59:59 (Local Time)

Day	Aircraft Events	Total LDEN dB (A)	Aircraft LDEN dB(A)	Background LDEN dB(A)	Total LDay dB(A)	Total LEvening dB(A)	Total LNight dB (A)
04/12/19 7:00	5	60.4	59.8	51.8	60.4	-	-
04/12/19 8:00	4	66.7	66.5	52.8	66.7	-	-
04/12/19 9:00	5	59.4	58.2	53.3	59.4	-	-
04/12/19 10:00	7	61.1	60.3	53.3	61.1	-	-
04/12/19 11:00	13	63.9	63.5	53.5	63.9	-	-
04/12/19 12:00	9	64.2	63.9	52.5	64.2	-	-
04/12/19 13:00	9	64.2	63.9	52.5	64.2	-	-
04/12/19 14:00	7	65.3	65.1	52.6	65.3	-	-
04/12/19 15:00	7	59.6	58.6	53.0	59.6	-	-
04/12/19 16:00	3	55.3	52.1	52.5	55.3	-	-
04/12/19 17:00	13	73.5	73.5	54.2	73.5	-	-
04/12/19 18:00	13	68.6	68.4	55.9	68.6	-	-
04/12/19 19:00	5	65.8	64.9	58.5	-	65.8	-
04/12/19 20:00	8	69.4	69.1	58.0	-	69.4	-
04/12/19 21:00	5	73.1	73.0	56.9	-	73.1	-
04/12/19 22:00	1	64.7	64.1	55.7	-	64.7	-
04/12/19 23:00	3	78.6	78.6	58.2	-	-	78.6
05/12/19 0:00	-	55.9	-	55.9	-	-	55.9
05/12/19 1:00	-	56.5	-	56.6	-	-	56.5
05/12/19 2:00	-	56.6	-	56.7	-	-	56.6
05/12/19 3:00	-	56.5	-	56.5	-	-	56.5
05/12/19 4:00	-	57.9	-	57.9	-	-	57.9
05/12/19 5:00	-	61.5	-	61.5	-	-	61.5
05/12/19 6:00	9	71.0	70.1	64.0	-	-	71.0
	126	**68.6**	**68.4**	**56.9**	**66.2**	**69.5**	**70.5**

Location: DVOR NMT # 2

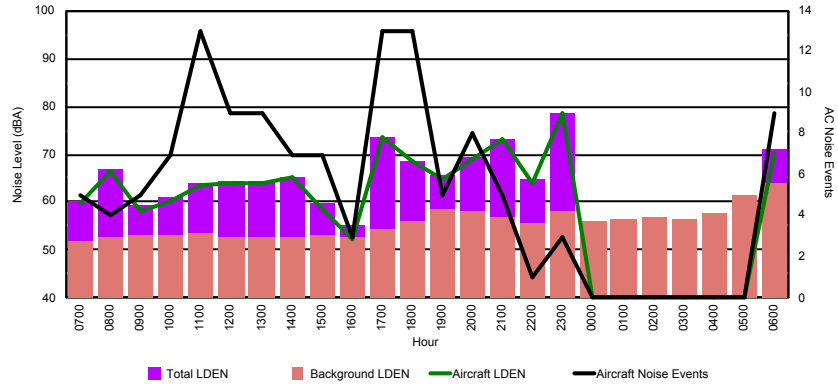

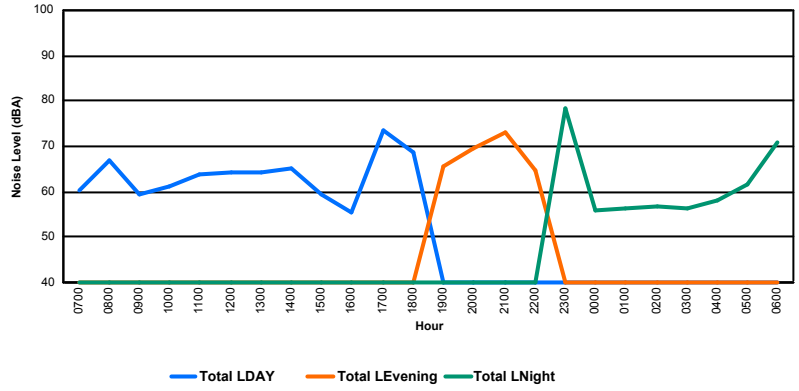

LE GOUVERNEMENT
DU GRAND-DUCHÉ DE LUXEMBOURG
Administration de la navigation aérienne

Luxembourg Airport
Noise Distribution by Hour

Between 04/12/2019 00:00:00 and 04/12/2019 23:59:59 (Local Time)

Day	Aircraft Events	Total LDEN dB (A)	Aircraft LDEN dB(A)	Background LDEN dB(A)	Total LDay dB(A)	Total LEvening dB(A)	Total LNight dB (A)
04/12/19 7:00	7	66.7	65.4	61.2	66.7	-	-
04/12/19 8:00	6	69.3	68.8	60.1	69.3	-	-
04/12/19 9:00	5	68.0	66.9	62.0	68.0	-	-
04/12/19 10:00	11	68.4	66.5	64.3	68.4	-	-
04/12/19 11:00	22	70.2	69.7	61.7	70.2	-	-
04/12/19 12:00	13	69.0	68.3	58.5	69.0	-	-
04/12/19 13:00	13	69.2	69.1	57.6	69.2	-	-
04/12/19 14:00	15	68.7	68.4	58.1	68.7	-	-
04/12/19 15:00	17	68.9	68.2	61.2	68.9	-	-
04/12/19 16:00	8	63.5	62.0	58.3	63.5	-	-
04/12/19 17:00	20	74.1	73.9	61.7	74.1	-	-
04/12/19 18:00	16	69.8	69.4	59.9	69.8	-	-
04/12/19 19:00	13	70.4	69.7	62.1	-	70.4	-
04/12/19 20:00	16	74.4	74.1	62.5	-	74.4	-
04/12/19 21:00	5	75.1	74.8	62.4	-	75.1	-
04/12/19 22:00	1	70.6	69.6	63.6	-	70.6	-
04/12/19 23:00	6	79.7	79.6	66.3	-	-	79.7
05/12/19 0:00	-	57.2	-	57.2	-	-	57.2
05/12/19 1:00	1	68.8	68.4	58.2	-	-	68.8
05/12/19 2:00	-	63.6	-	63.6	-	-	63.6
05/12/19 3:00	-	55.4	-	55.4	-	-	55.4
05/12/19 4:00	-	57.0	-	57.0	-	-	57.0
05/12/19 5:00	-	57.1	-	57.1	-	-	57.1
05/12/19 6:00	10	76.9	76.0	69.9	-	-	76.9
	205	**71.5**	**71.0**	**62.3**	**69.5**	**73.1**	**72.8**

Location: Mid Runway NMT # 3

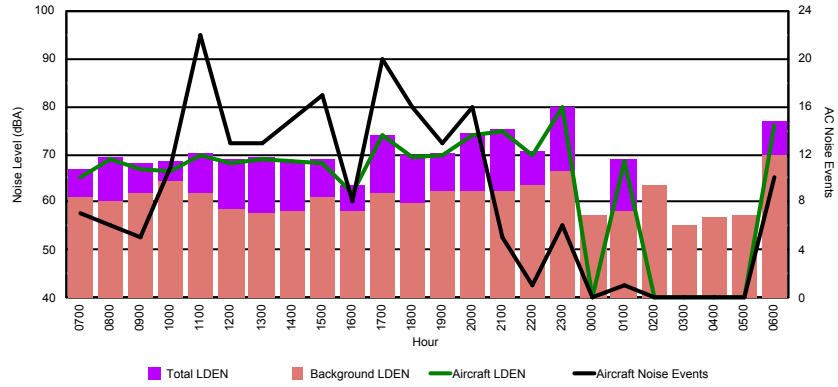

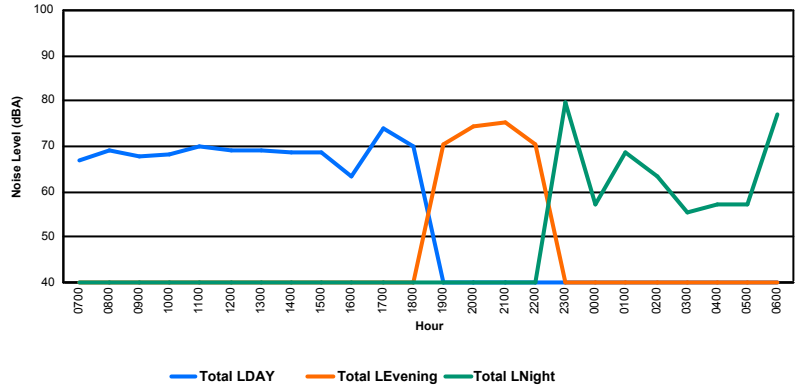

LE GOUVERNEMENT
DU GRAND-DUCHÉ DE LUXEMBOURG
Administration de la navigation aérienne

Luxembourg Airport

Noise Distribution by Hour

Between 04/12/2019 00:00:00 and 04/12/2019 23:59:59 (Local Time)

Day	Aircraft Events	Total LDEN dB (A)	Aircraft LDEN dB(A)	Background LDEN dB(A)	Total LDay dB(A)	Total LEvening dB(A)	Total LNight dB (A)
04/12/19 7:00	5	66.2	62.2	67.8	66.2	-	-
04/12/19 8:00	8	69.3	67.8	70.4	69.3	-	-
04/12/19 9:00	16	69.6	68.5	65.7	69.6	-	-
04/12/19 10:00	17	70.9	70.3	64.7	70.9	-	-
04/12/19 11:00	21	70.8	70.1	63.9	70.8	-	-
04/12/19 12:00	12	66.6	64.4	63.4	66.6	-	-
04/12/19 13:00	18	67.4	65.8	63.7	67.4	-	-
04/12/19 14:00	38	68.9	67.9	63.9	68.9	-	-
04/12/19 15:00	19	66.7	64.8	62.9	66.7	-	-
04/12/19 16:00	10	66.6	64.7	62.4	66.6	-	-
04/12/19 17:00	17	68.5	67.5	62.4	68.5	-	-
04/12/19 18:00	14	66.7	64.9	62.8	66.7	-	-
04/12/19 19:00	8	69.8	66.6	67.3	-	69.8	-
04/12/19 20:00	13	71.1	69.2	67.1	-	71.1	-
04/12/19 21:00	1	69.6	67.3	65.8	-	69.6	-
04/12/19 22:00	15	71.7	70.7	66.1	-	71.7	-
04/12/19 23:00	2	78.0	77.5	68.6	-	-	78.0
05/12/19 0:00	-	64.8	-	65.7	-	-	64.8
05/12/19 1:00	1	74.1	73.6	64.5	-	-	74.1
05/12/19 2:00	1	73.2	72.5	65.9	-	-	73.2
05/12/19 3:00	-	65.5	-	65.9	-	-	65.5
05/12/19 4:00	-	67.5	-	68.4	-	-	67.5
05/12/19 5:00	-	71.7	-	74.1	-	-	71.7
05/12/19 6:00	5	76.7	74.9	75.4	-	-	76.7
	241	**71.2**	**69.6**	**67.9**	**68.5**	**70.6**	**73.6**

Location: NDB-Hamm NMT # 4

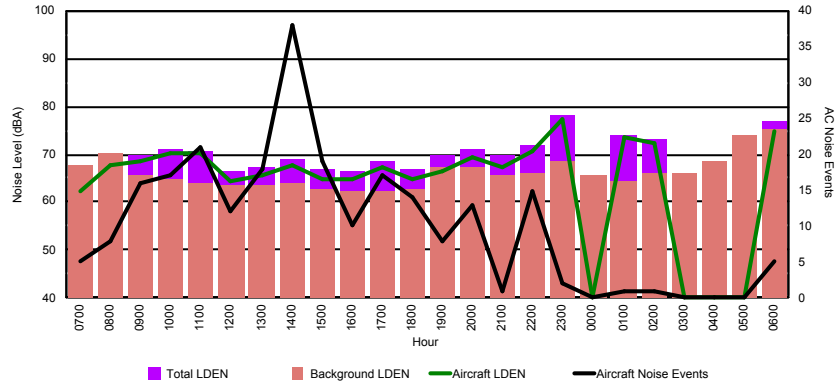

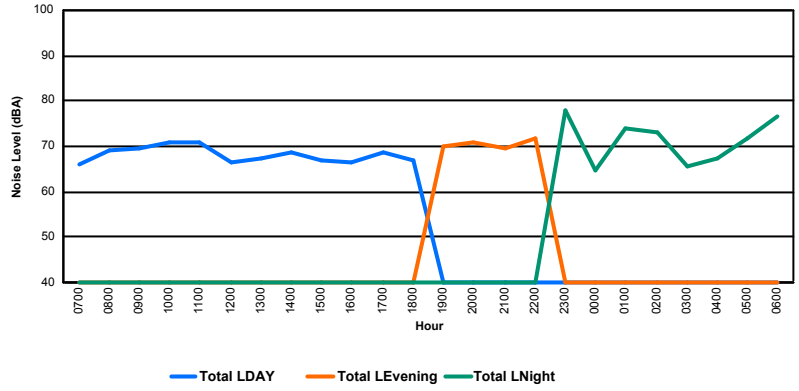

LE GOUVERNEMENT
DU GRAND-DUCHÉ DE LUXEMBOURG
Administration de la navigation aérienne

Luxembourg Airport

Noise Distribution by Hour

Between 05/12/2019 00:00:00 and 05/12/2019 23:59:59 (Local Time)

Day	Aircraft Events	Total LDEN dB (A)	Aircraft LDEN dB(A)	Background LDEN dB(A)	Total LDay dB(A)	Total LEvening dB(A)	Total LNight dB (A)
05/12/19 7:00	3	56.4	55.7	48.3	56.4	-	-
05/12/19 8:00	3	52.4	50.4	48.2	52.4	-	-
05/12/19 9:00	7	54.8	52.9	50.7	54.8	-	-
05/12/19 10:00	7	54.1	52.3	49.8	54.1	-	-
05/12/19 11:00	5	54.2	52.7	49.2	54.2	-	-
05/12/19 12:00	5	59.1	58.3	51.2	59.1	-	-
05/12/19 13:00	5	56.8	55.0	52.2	56.8	-	-
05/12/19 14:00	6	57.2	56.3	50.3	57.2	-	-
05/12/19 15:00	8	59.4	58.8	50.6	59.4	-	-
05/12/19 16:00	5	56.3	55.4	49.3	56.3	-	-
05/12/19 17:00	5	58.4	58.0	47.6	58.4	-	-
05/12/19 18:00	9	58.9	58.3	50.3	58.9	-	-
05/12/19 19:00	5	57.8	56.4	52.7	-	57.8	-
05/12/19 20:00	3	57.2	55.8	51.7	-	57.2	-
05/12/19 21:00	7	64.2	63.8	54.4	-	64.2	-
05/12/19 22:00	11	62.5	61.2	55.2	-	62.5	-
05/12/19 23:00	4	65.6	65.6	57.8	-	-	65.6
06/12/19 0:00	1	59.8	54.9	58.2	-	-	59.8
06/12/19 1:00	-	47.9	-	47.9	-	-	47.9
06/12/19 2:00	-	49.2	-	49.2	-	-	49.2
06/12/19 3:00	1	65.9	65.8	51.2	-	-	65.9
06/12/19 4:00	-	53.2	-	53.2	-	-	53.2
06/12/19 5:00	-	60.6	-	60.7	-	-	60.6
06/12/19 6:00	-	56.3	-	56.3	-	-	56.3
	100	**59.6**	**58.5**	**53.6**	**57.0**	**61.4**	**61.1**

Location: Roodt/Syr NMT # 1

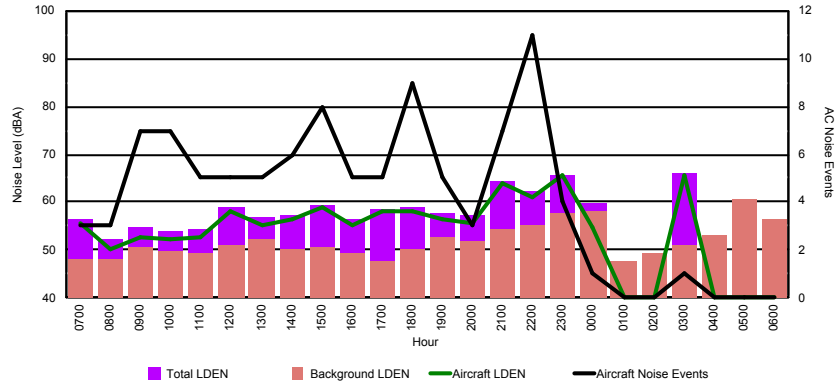

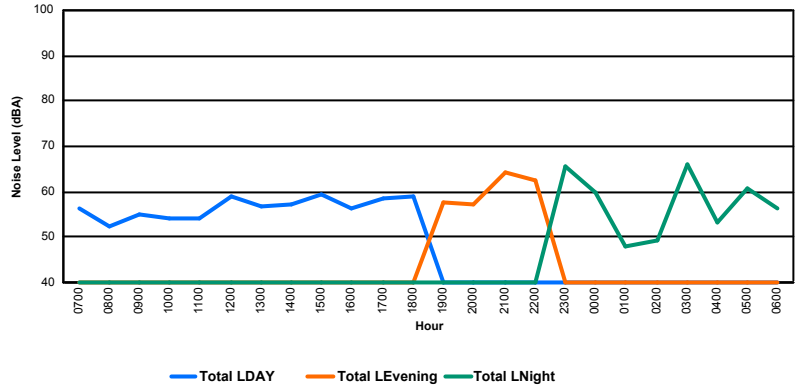

LE GOUVERNEMENT
DU GRAND-DUCHÉ DE LUXEMBOURG
Administration de la navigation aérienne

Luxembourg Airport

Noise Distribution by Hour

Between 05/12/2019 00:00:00 and 05/12/2019 23:59:59 (Local Time)

Day	Aircraft Events	Total LDEN dB (A)	Aircraft LDEN dB(A)	Background LDEN dB(A)	Total LDay dB(A)	Total LEvening dB(A)	Total LNight dB (A)
05/12/19 7:00	4	66.7	66.4	54.8	66.7	-	-
05/12/19 8:00	3	63.6	63.0	54.7	63.6	-	-
05/12/19 9:00	7	66.2	65.7	56.4	66.2	-	-
05/12/19 10:00	9	67.8	67.2	59.5	67.8	-	-
05/12/19 11:00	8	67.7	67.2	59.2	67.7	-	-
05/12/19 12:00	7	73.1	73.0	56.9	73.1	-	-
05/12/19 13:00	5	68.1	67.8	56.5	68.1	-	-
05/12/19 14:00	5	69.1	68.9	54.9	69.1	-	-
05/12/19 15:00	9	75.2	75.2	56.9	75.2	-	-
05/12/19 16:00	5	70.4	70.3	55.1	70.4	-	-
05/12/19 17:00	5	71.0	70.9	55.4	71.0	-	-
05/12/19 18:00	8	72.9	72.8	55.3	72.9	-	-
05/12/19 19:00	6	72.0	71.8	59.3	-	72.0	-
05/12/19 20:00	3	70.3	69.9	59.6	-	70.3	-
05/12/19 21:00	7	78.1	78.1	59.1	-	78.1	-
05/12/19 22:00	11	75.6	75.5	59.8	-	75.6	-
05/12/19 23:00	4	78.8	78.6	64.9	-	-	78.8
06/12/19 0:00	1	69.8	69.3	60.1	-	-	69.8
06/12/19 1:00	-	54.5	-	54.5	-	-	54.5
06/12/19 2:00	-	56.2	-	56.2	-	-	56.2
06/12/19 3:00	1	79.9	79.9	59.4	-	-	79.9
06/12/19 4:00	-	58.3	-	58.3	-	-	58.3
06/12/19 5:00	-	61.6	-	61.6	-	-	61.6
06/12/19 6:00	5	67.7	54.6	68.1	-	-	67.7
	113	**72.8**	**72.6**	**59.9**	**70.5**	**75.0**	**73.8**

Location: DVOR NMT # 2

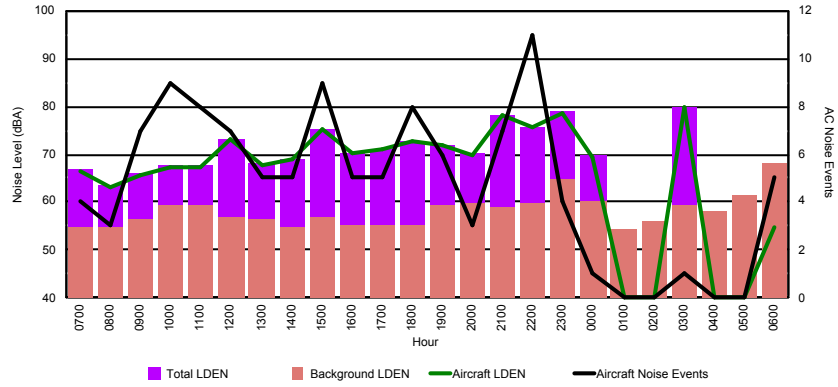

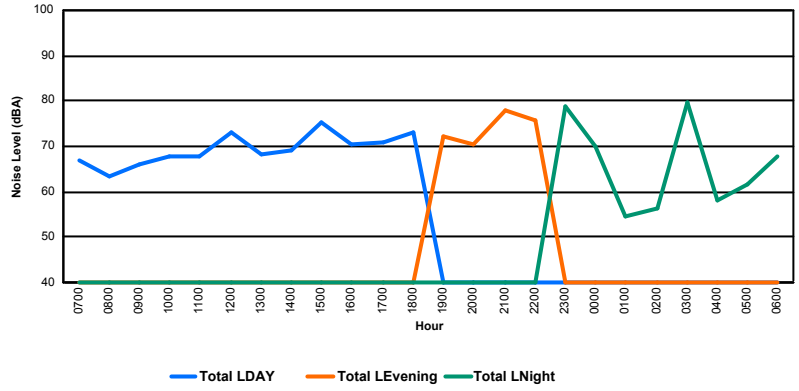

LE GOUVERNEMENT
DU GRAND-DUCHÉ DE LUXEMBOURG
Administration de la navigation aérienne

Luxembourg Airport

Noise Distribution by Hour

Between 05/12/2019 00:00:00 and 05/12/2019 23:59:59 (Local Time)

Day	Aircraft Events	Total LDEN dB (A)	Aircraft LDEN dB(A)	Background LDEN dB(A)	Total LDay dB(A)	Total LEvening dB(A)	Total LNight dB (A)
05/12/19 7:00	5	70.0	68.8	64.0	70.0	-	-
05/12/19 8:00	3	67.8	67.1	59.7	67.8	-	-
05/12/19 9:00	3	67.6	56.1	67.4	67.6	-	-
05/12/19 10:00	7	71.5	69.5	67.7	71.5	-	-
05/12/19 11:00	11	73.0	67.9	71.5	73.0	-	-
05/12/19 12:00	9	77.1	70.2	76.2	77.1	-	-
05/12/19 13:00	3	76.8	69.4	76.0	76.8	-	-
05/12/19 14:00	6	71.1	66.8	69.1	71.1	-	-
05/12/19 15:00	5	74.2	69.5	72.5	74.2	-	-
05/12/19 16:00	4	67.5	65.8	62.5	67.5	-	-
05/12/19 17:00	7	77.0	67.3	76.5	77.0	-	-
05/12/19 18:00	8	67.8	64.1	65.4	67.8	-	-
05/12/19 19:00	8	75.8	75.5	64.8	-	75.8	-
05/12/19 20:00	8	76.0	75.8	63.4	-	76.0	-
05/12/19 21:00	8	79.1	76.2	75.8	-	79.1	-
05/12/19 22:00	-	70.4	-	70.5	-	70.4	-
05/12/19 23:00	4	84.0	79.9	81.9	-	-	84.0
06/12/19 0:00	3	74.9	72.2	71.6	-	-	74.9
06/12/19 1:00	-	58.6	-	58.6	-	-	58.6
06/12/19 2:00	-	58.2	-	58.2	-	-	58.2
06/12/19 3:00	-	86.7	-	86.6	-	-	86.7
06/12/19 4:00	-	58.9	-	58.9	-	-	58.9
06/12/19 5:00	-	58.5	-	58.5	-	-	58.5
06/12/19 6:00	13	79.1	78.9	65.8	-	-	79.1
	115	**77.2**	**72.0**	**75.6**	**73.3**	**76.3**	**80.2**

Location: Mid Runway NMT # 3

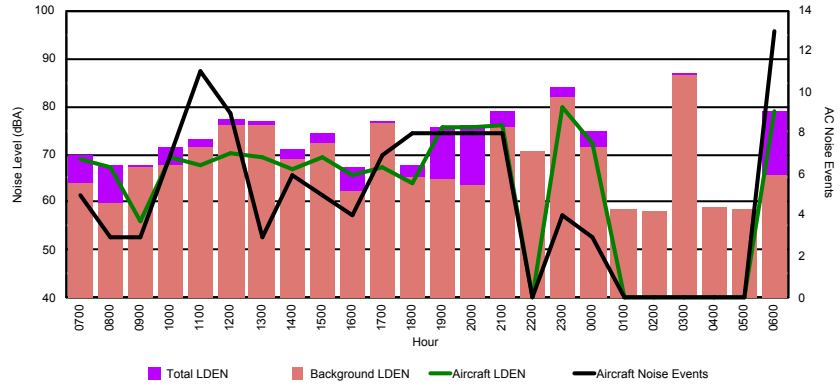

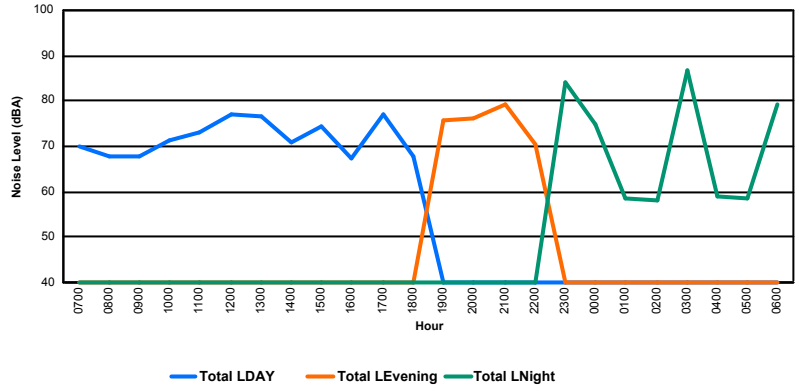

LE GOUVERNEMENT
DU GRAND-DUCHÉ DE LUXEMBOURG
Administration de la navigation aérienne

Luxembourg Airport

Noise Distribution by Hour

Between 05/12/2019 00:00:00 and 05/12/2019 23:59:59 (Local Time)

Day	Aircraft Events	Total LDEN dB (A)	Aircraft LDEN dB(A)	Background LDEN dB(A)	Total LDay dB(A)	Total LEvening dB(A)	Total LNight dB (A)
05/12/19 7:00	4	68.7	67.6	65.8	68.7	-	-
05/12/19 8:00	5	68.4	67.0	76.9	68.4	-	-
05/12/19 9:00	3	63.6	56.8	63.0	63.6	-	-
05/12/19 10:00	7	65.3	62.6	62.2	65.3	-	-
05/12/19 11:00	13	70.7	70.2	62.6	70.7	-	-
05/12/19 12:00	6	68.1	66.7	62.6	68.1	-	-
05/12/19 13:00	3	67.4	65.6	63.2	67.4	-	-
05/12/19 14:00	6	64.3	59.9	62.5	64.3	-	-
05/12/19 15:00	6	66.4	64.6	62.0	66.4	-	-
05/12/19 16:00	5	62.1	56.8	60.8	62.1	-	-
05/12/19 17:00	7	63.6	61.1	60.2	63.6	-	-
05/12/19 18:00	8	62.1	57.2	60.6	62.1	-	-
05/12/19 19:00	8	73.1	72.5	64.5	-	73.1	-
05/12/19 20:00	8	69.1	67.5	64.3	-	69.1	-
05/12/19 21:00	6	72.6	72.1	63.2	-	72.6	-
05/12/19 22:00	-	63.1	-	63.2	-	63.1	-
05/12/19 23:00	5	78.8	78.5	66.8	-	-	78.8
06/12/19 0:00	2	76.4	76.2	64.7	-	-	76.4
06/12/19 1:00	-	62.4	-	62.9	-	-	62.4
06/12/19 2:00	-	61.6	-	62.0	-	-	61.6
06/12/19 3:00	-	63.0	-	63.1	-	-	63.0
06/12/19 4:00	-	65.5	-	65.8	-	-	65.5
06/12/19 5:00	-	69.2	-	70.6	-	-	69.2
06/12/19 6:00	14	75.1	73.9	75.7	-	-	75.1
	116	**70.6**	**69.5**	**67.8**	**66.7**	**70.9**	**73.2**

Location: NDB-Hamm NMT # 4

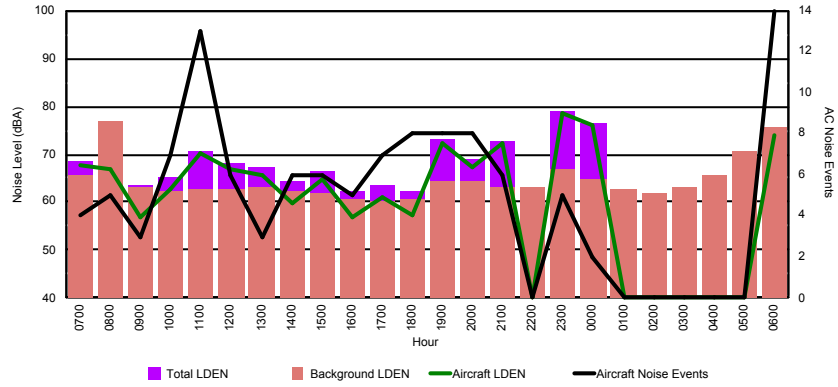

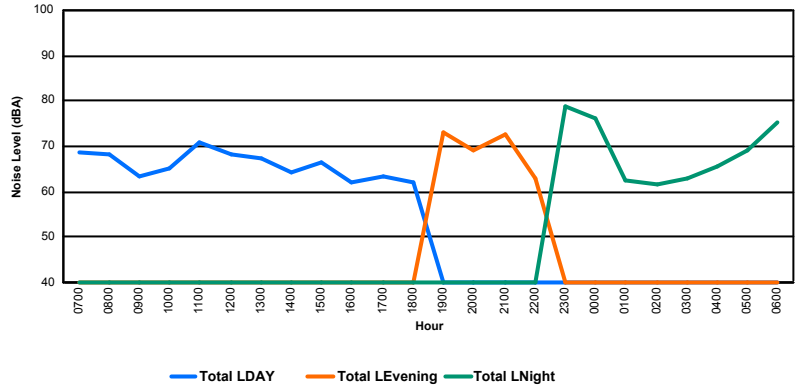

LE GOUVERNEMENT
DU GRAND-DUCHÉ DE LUXEMBOURG
Administration de la navigation aérienne

Luxembourg Airport

Noise Distribution by Hour

Between 06/12/2019 00:00:00 and 06/12/2019 23:59:59 (Local Time)

Day	Aircraft Events	Total LDEN dB (A)	Aircraft LDEN dB(A)	Background LDEN dB(A)	Total LDay dB(A)	Total LEvening dB(A)	Total LNight dB (A)
06/12/19 7:00	-	47.1	-	47.1	47.1	-	-
06/12/19 8:00	7	59.6	59.1	50.8	59.6	-	-
06/12/19 9:00	6	57.2	55.4	52.6	57.2	-	-
06/12/19 10:00	11	60.5	59.8	52.6	60.5	-	-
06/12/19 11:00	4	57.0	55.8	51.1	57.0	-	-
06/12/19 12:00	3	56.5	55.2	50.7	56.5	-	-
06/12/19 13:00	7	58.6	57.2	53.1	58.6	-	-
06/12/19 14:00	7	56.6	54.7	52.4	56.6	-	-
06/12/19 15:00	4	57.4	54.4	54.5	57.4	-	-
06/12/19 16:00	7	61.3	60.5	53.6	61.3	-	-
06/12/19 17:00	12	61.2	60.2	54.7	61.2	-	-
06/12/19 18:00	10	60.4	58.2	56.7	60.4	-	-
06/12/19 19:00	6	65.2	63.3	60.9	-	65.2	-
06/12/19 20:00	8	65.2	63.7	60.1	-	65.2	-
06/12/19 21:00	6	64.6	63.4	58.5	-	64.6	-
06/12/19 22:00	11	64.5	62.8	60.0	-	64.5	-
06/12/19 23:00	3	69.2	68.3	62.0	-	-	69.2
07/12/19 0:00	-	63.3	-	63.8	-	-	63.3
07/12/19 1:00	1	64.3	60.5	62.3	-	-	64.3
07/12/19 2:00	-	59.5	-	59.7	-	-	59.5
07/12/19 3:00	-	56.4	-	56.5	-	-	56.4
07/12/19 4:00	-	55.7	-	55.8	-	-	55.7
07/12/19 5:00	-	60.5	-	60.6	-	-	60.5
07/12/19 6:00	-	58.0	-	58.1	-	-	58.0
	113	**62.0**	**59.9**	**58.1**	**58.8**	**64.9**	**63.2**

Location: Roodt/Syr NMT # 1

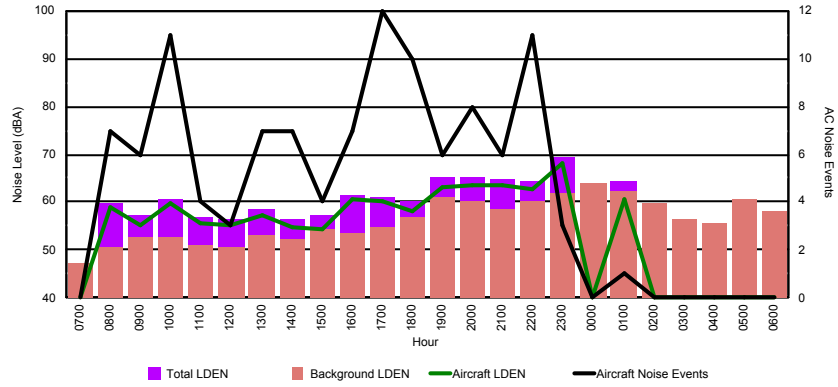

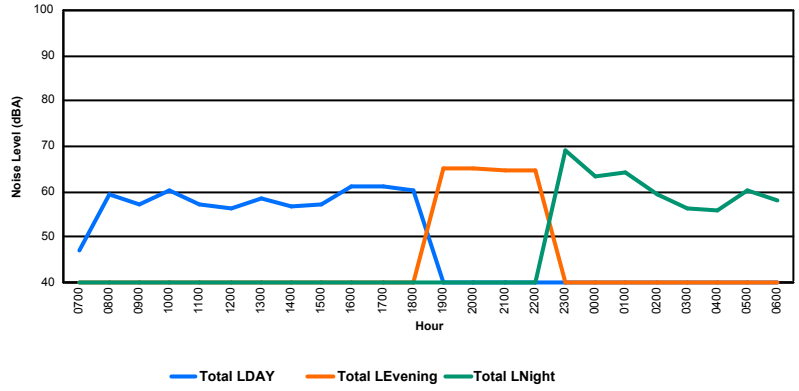

LE GOUVERNEMENT
DU GRAND-DUCHÉ DE LUXEMBOURG
Administration de la navigation aérienne

Luxembourg Airport

Noise Distribution by Hour

Between 06/12/2019 00:00:00 and 06/12/2019 23:59:59 (Local Time)

Day	Aircraft Events	Total LDEN dB (A)	Aircraft LDEN dB(A)	Background LDEN dB(A)	Total LDay dB(A)	Total LEvening dB(A)	Total LNight dB (A)
06/12/19 7:00	1	56.0	40.2	56.6	56.0	-	-
06/12/19 8:00	7	73.7	73.5	55.9	73.7	-	-
06/12/19 9:00	8	69.6	69.4	56.7	69.6	-	-
06/12/19 10:00	12	73.8	73.7	58.7	73.8	-	-
06/12/19 11:00	3	71.0	70.8	56.7	71.0	-	-
06/12/19 12:00	4	70.5	70.4	56.0	70.5	-	-
06/12/19 13:00	8	71.3	71.2	56.5	71.3	-	-
06/12/19 14:00	7	72.5	72.3	58.7	72.5	-	-
06/12/19 15:00	7	69.6	69.2	58.8	69.6	-	-
06/12/19 16:00	7	75.5	75.4	60.0	75.5	-	-
06/12/19 17:00	11	73.3	73.2	58.9	73.3	-	-
06/12/19 18:00	12	71.4	71.1	59.8	71.4	-	-
06/12/19 19:00	8	76.4	76.1	65.3	-	76.4	-
06/12/19 20:00	9	80.8	80.7	64.2	-	80.8	-
06/12/19 21:00	5	77.6	77.4	63.9	-	77.6	-
06/12/19 22:00	12	77.4	77.2	63.7	-	77.4	-
06/12/19 23:00	3	83.5	83.5	64.5	-	-	83.5
07/12/19 0:00	-	64.7	-	65.7	-	-	64.7
07/12/19 1:00	1	74.1	73.6	64.4	-	-	74.1
07/12/19 2:00	-	61.4	-	61.7	-	-	61.4
07/12/19 3:00	-	59.0	-	59.0	-	-	59.0
07/12/19 4:00	-	59.8	-	59.8	-	-	59.8
07/12/19 5:00	-	61.5	-	61.5	-	-	61.5
07/12/19 6:00	-	63.5	-	63.6	-	-	63.5
	125	**74.8**	**74.6**	**61.6**	**72.0**	**78.4**	**75.1**

Location: DVOR NMT # 2

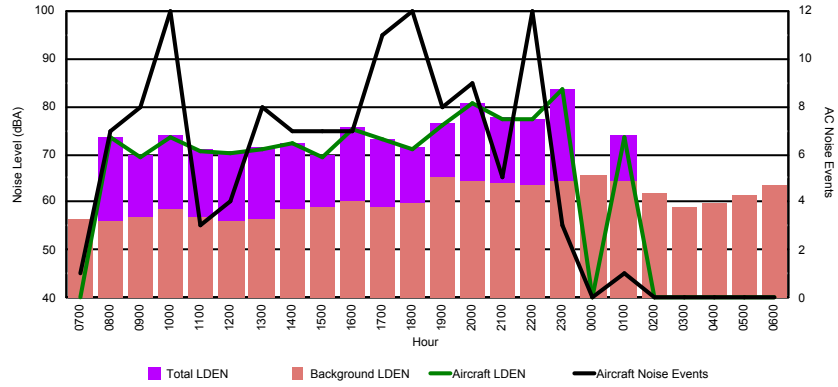

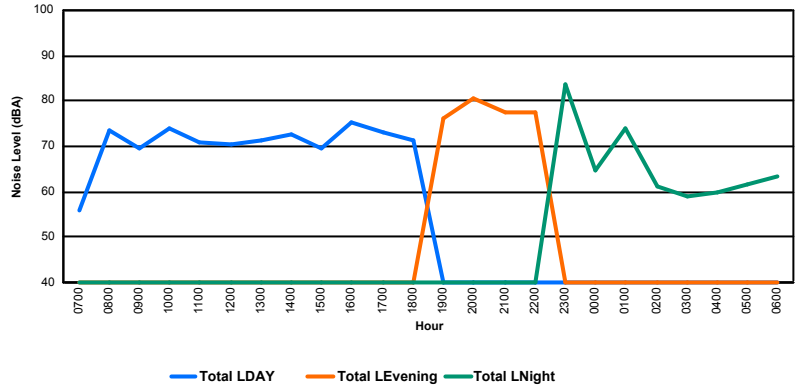

LE GOUVERNEMENT
DU GRAND-DUCHÉ DE LUXEMBOURG
Administration de la navigation aérienne

Luxembourg Airport
Noise Distribution by Hour

Between 06/12/2019 00:00:00 and 06/12/2019 23:59:59 (Local Time)

Day	Aircraft Events	Total LDEN dB (A)	Aircraft LDEN dB(A)	Background LDEN dB(A)	Total LDay dB(A)	Total LEvening dB(A)	Total LNight dB (A)
06/12/19 7:00	9	72.2	72.2	53.1	72.2	-	-
06/12/19 8:00	-	76.9	-	76.8	76.9	-	-
06/12/19 9:00	4	69.7	68.8	62.5	69.7	-	-
06/12/19 10:00	9	72.1	71.5	63.3	72.1	-	-
06/12/19 11:00	13	73.4	73.1	62.9	73.4	-	-
06/12/19 12:00	4	67.3	61.1	66.1	67.3	-	-
06/12/19 13:00	4	76.9	69.5	76.0	76.9	-	-
06/12/19 14:00	10	72.0	71.0	64.9	72.0	-	-
06/12/19 15:00	9	71.6	71.3	60.1	71.6	-	-
06/12/19 16:00	7	73.0	70.6	69.4	73.0	-	-
06/12/19 17:00	8	71.7	67.6	69.6	71.7	-	-
06/12/19 18:00	12	72.8	71.2	67.9	72.8	-	-
06/12/19 19:00	12	78.2	77.9	67.5	-	78.2	-
06/12/19 20:00	7	77.3	73.5	74.9	-	77.3	-
06/12/19 21:00	3	78.9	75.2	76.5	-	78.9	-
06/12/19 22:00	7	76.3	75.4	69.2	-	76.3	-
06/12/19 23:00	-	86.0	-	86.1	-	-	86.0
07/12/19 0:00	-	66.6	-	67.0	-	-	66.6
07/12/19 1:00	1	67.2	56.2	67.4	-	-	67.2
07/12/19 2:00	-	61.9	-	62.2	-	-	61.9
07/12/19 3:00	-	59.9	-	59.9	-	-	59.9
07/12/19 4:00	-	59.9	-	59.9	-	-	59.9
07/12/19 5:00	-	61.0	-	61.1	-	-	61.0
07/12/19 6:00	6	75.8	75.1	68.0	-	-	75.8
	125	**75.9**	**71.1**	**74.3**	**73.2**	**77.8**	**77.5**

Location: Mid Runway NMT # 3

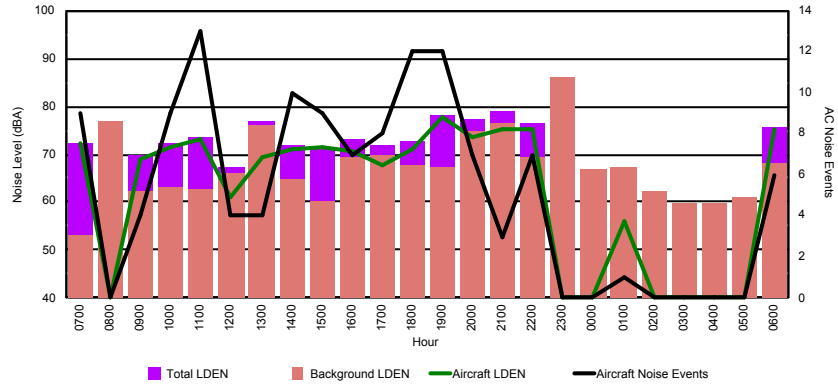

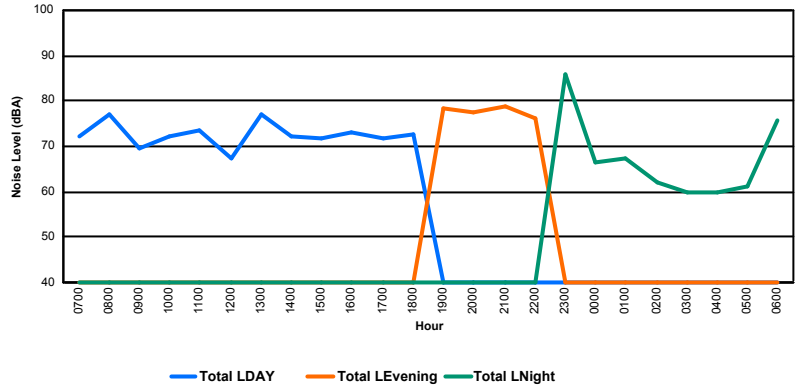

LE GOUVERNEMENT
DU GRAND-DUCHÉ DE LUXEMBOURG
Administration de la navigation aérienne

Luxembourg Airport

Noise Distribution by Hour

Between 06/12/2019 00:00:00 and 06/12/2019 23:59:59 (Local Time)

Day	Aircraft Events	Total LDEN dB (A)	Aircraft LDEN dB(A)	Background LDEN dB(A)	Total LDay dB(A)	Total LEvening dB(A)	Total LNight dB (A)
06/12/19 7:00	11	67.1	66.0	65.0	67.1	-	-
06/12/19 8:00	-	63.1	-	65.9	63.1	-	-
06/12/19 9:00	8	65.8	62.4	64.4	65.8	-	-
06/12/19 10:00	6	68.0	66.3	64.0	68.0	-	-
06/12/19 11:00	14	65.9	63.2	64.5	65.9	-	-
06/12/19 12:00	3	64.1	55.5	64.9	64.1	-	-
06/12/19 13:00	3	66.7	63.6	65.4	66.7	-	-
06/12/19 14:00	8	68.4	67.0	63.7	68.4	-	-
06/12/19 15:00	10	66.1	63.8	62.8	66.1	-	-
06/12/19 16:00	6	69.2	68.3	62.0	69.2	-	-
06/12/19 17:00	6	62.8	58.5	61.1	62.8	-	-
06/12/19 18:00	11	67.1	65.7	62.1	67.1	-	-
06/12/19 19:00	10	72.5	71.2	67.1	-	72.5	-
06/12/19 20:00	7	69.6	67.8	65.2	-	69.6	-
06/12/19 21:00	4	73.3	72.7	64.7	-	73.3	-
06/12/19 22:00	5	70.9	69.9	64.6	-	70.9	-
06/12/19 23:00	-	68.1	-	68.1	-	-	68.1
07/12/19 0:00	-	67.6	-	69.2	-	-	67.6
07/12/19 1:00	-	66.4	-	67.8	-	-	66.4
07/12/19 2:00	-	64.2	-	65.3	-	-	64.2
07/12/19 3:00	-	64.0	-	64.1	-	-	64.0
07/12/19 4:00	-	64.3	-	64.3	-	-	64.3
07/12/19 5:00	-	66.7	-	67.2	-	-	66.7
07/12/19 6:00	5	71.5	69.3	69.0	-	-	71.5
	117	**68.2**	**65.7**	**65.6**	**66.6**	**71.8**	**67.3**

Location: NDB-Hamm NMT # 4

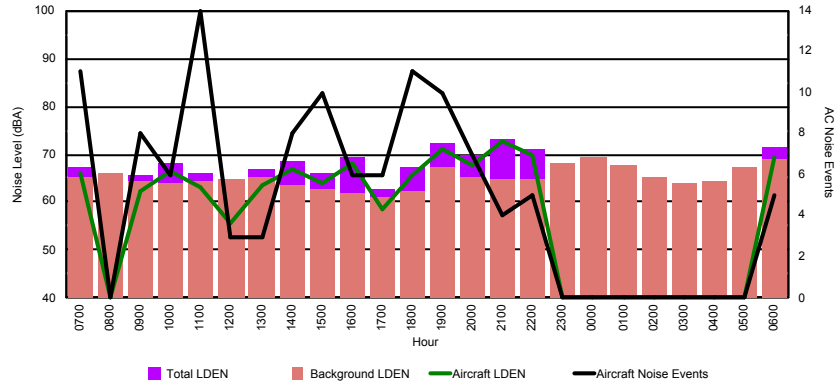

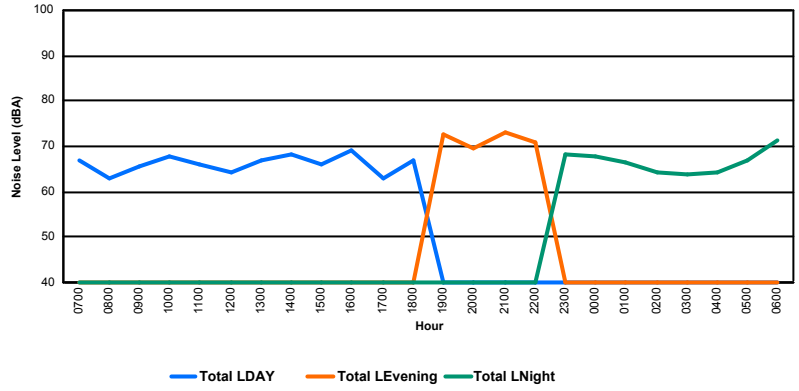

LE GOUVERNEMENT
DU GRAND-DUCHÉ DE LUXEMBOURG
Administration de la navigation aérienne

Luxembourg Airport

Noise Distribution by Hour

Between 07/12/2019 00:00:00 and 07/12/2019 23:59:59 (Local Time)

Day	Aircraft Events	Total LDEN dB (A)	Aircraft LDEN dB(A)	Background LDEN dB(A)	Total LDay dB(A)	Total LEvening dB(A)	Total LNight dB (A)
07/12/19 7:00	2	55.3	54.0	49.1	55.3	-	-
07/12/19 8:00	6	61.1	60.8	49.8	61.1	-	-
07/12/19 9:00	5	55.4	53.0	51.9	55.4	-	-
07/12/19 10:00	8	58.8	57.3	53.7	58.8	-	-
07/12/19 11:00	5	61.6	61.0	52.5	61.6	-	-
07/12/19 12:00	5	56.8	54.4	53.2	56.8	-	-
07/12/19 13:00	9	61.6	61.0	53.8	61.6	-	-
07/12/19 14:00	5	58.9	57.3	52.9	58.9	-	-
07/12/19 15:00	3	58.8	57.8	52.2	58.8	-	-
07/12/19 16:00	6	62.5	62.2	51.2	62.5	-	-
07/12/19 17:00	2	52.8	50.5	49.2	52.8	-	-
07/12/19 18:00	2	52.0	48.7	49.5	52.0	-	-
07/12/19 19:00	4	64.2	63.8	54.4	-	64.2	-
07/12/19 20:00	2	61.7	61.0	53.7	-	61.7	-
07/12/19 21:00	2	56.8	54.7	52.9	-	56.8	-
07/12/19 22:00	3	57.8	56.0	53.1	-	57.8	-
07/12/19 23:00	-	55.1	-	55.1	-	-	55.1
08/12/19 0:00	6	71.9	71.8	56.9	-	-	71.9
08/12/19 1:00	-	57.3	-	57.4	-	-	57.3
08/12/19 2:00	-	58.8	-	58.9	-	-	58.8
08/12/19 3:00	1	68.8	68.3	58.2	-	-	68.8
08/12/19 4:00	-	59.3	-	59.3	-	-	59.3
08/12/19 5:00	-	62.2	-	62.2	-	-	62.2
08/12/19 6:00	-	64.1	-	64.2	-	-	64.1
	76	**62.7**	**61.5**	**56.5**	**59.1**	**61.1**	**65.7**

Location: Roodt/Syr NMT # 1

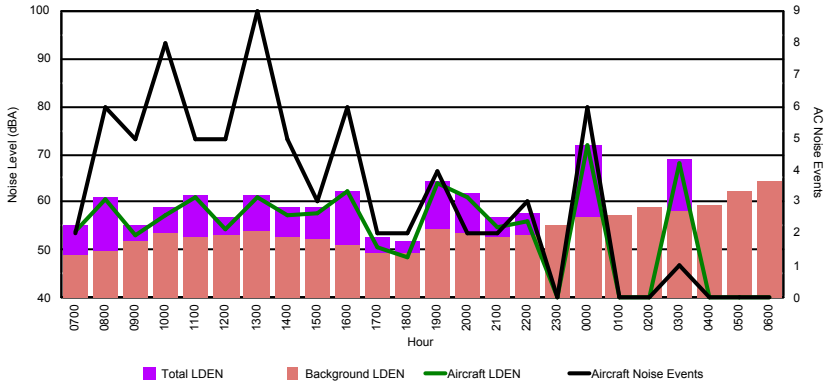

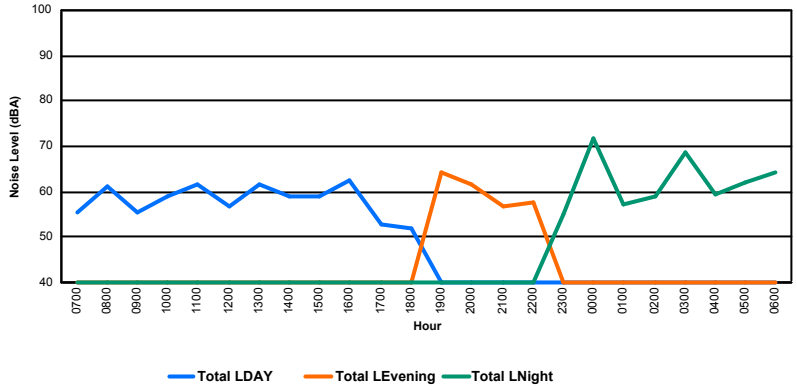

LE GOUVERNEMENT
DU GRAND-DUCHÉ DE LUXEMBOURG
Administration de la navigation aérienne

Luxembourg Airport

Noise Distribution by Hour

Between 07/12/2019 00:00:00 and 07/12/2019 23:59:59 (Local Time)

Day	Aircraft Events	Total LDEN dB (A)	Aircraft LDEN dB(A)	Background LDEN dB(A)	Total LDay dB(A)	Total LEvening dB(A)	Total LNight dB (A)
07/12/19 7:00	2	69.3	69.2	56.0	69.3	-	-
07/12/19 8:00	5	75.8	75.7	54.9	75.8	-	-
07/12/19 9:00	5	66.9	66.7	54.5	66.9	-	-
07/12/19 10:00	10	70.3	70.1	57.2	70.3	-	-
07/12/19 11:00	7	74.7	74.6	56.6	74.7	-	-
07/12/19 12:00	5	66.2	65.7	56.7	66.2	-	-
07/12/19 13:00	8	72.9	72.8	56.6	72.9	-	-
07/12/19 14:00	7	72.1	71.9	56.8	72.1	-	-
07/12/19 15:00	3	71.0	70.9	55.6	71.0	-	-
07/12/19 16:00	7	75.3	75.2	56.7	75.3	-	-
07/12/19 17:00	2	63.5	62.9	54.6	63.5	-	-
07/12/19 18:00	2	62.4	61.2	56.1	62.4	-	-
07/12/19 19:00	4	78.0	77.9	59.4	-	78.0	-
07/12/19 20:00	2	74.3	74.1	61.0	-	74.3	-
07/12/19 21:00	2	68.2	67.6	59.7	-	68.2	-
07/12/19 22:00	3	68.5	68.0	58.0	-	68.5	-
07/12/19 23:00	2	64.5	52.3	64.3	-	-	64.5
08/12/19 0:00	7	84.2	84.2	61.0	-	-	84.2
08/12/19 1:00	-	60.3	-	60.4	-	-	60.3
08/12/19 2:00	-	59.4	-	59.4	-	-	59.4
08/12/19 3:00	1	87.0	87.0	59.7	-	-	87.0
08/12/19 4:00	-	58.6	-	58.6	-	-	58.6
08/12/19 5:00	-	60.5	-	60.5	-	-	60.5
08/12/19 6:00	1	67.5	48.8	67.7	-	-	67.5
	85	**76.5**	**76.4**	**59.8**	**71.8**	**74.1**	**79.9**

Location: DVOR NMT # 2

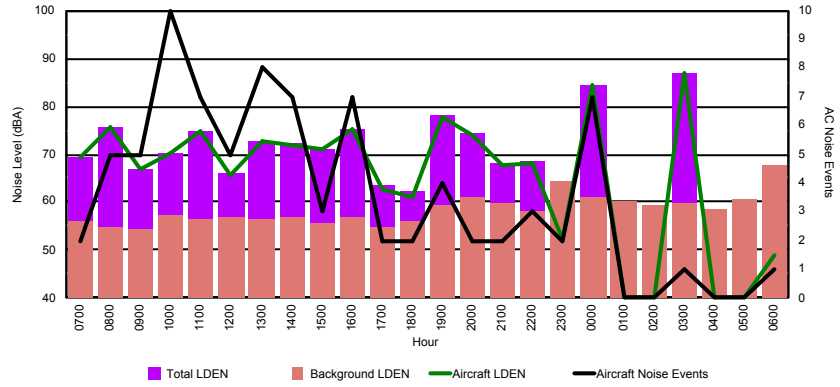

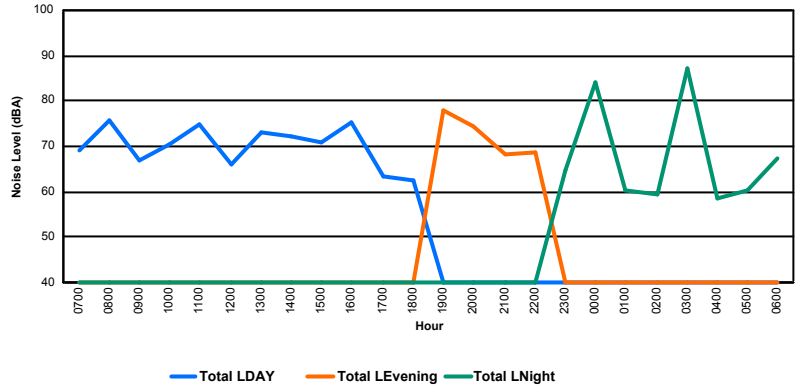

LE GOUVERNEMENT
DU GRAND-DUCHÉ DE LUXEMBOURG
Administration de la navigation aérienne

Luxembourg Airport

Noise Distribution by Hour

Between 07/12/2019 00:00:00 and 07/12/2019 23:59:59 (Local Time)

Day	Aircraft Events	Total LDEN dB (A)	Aircraft LDEN dB(A)	Background LDEN dB(A)	Total LDay dB(A)	Total LEvening dB(A)	Total LNight dB (A)
07/12/19 7:00	12	73.2	70.9	69.6	73.2	-	-
07/12/19 8:00	3	67.9	65.3	64.5	67.9	-	-
07/12/19 9:00	4	66.6	65.4	60.7	66.6	-	-
07/12/19 10:00	4	71.7	70.2	66.4	71.7	-	-
07/12/19 11:00	8	79.2	70.7	78.5	79.2	-	-
07/12/19 12:00	6	71.9	68.9	68.8	71.9	-	-
07/12/19 13:00	3	69.2	61.0	68.6	69.2	-	-
07/12/19 14:00	7	69.8	68.9	62.7	69.8	-	-
07/12/19 15:00	2	77.4	67.9	76.8	77.4	-	-
07/12/19 16:00	8	77.1	67.3	76.6	77.1	-	-
07/12/19 17:00	4	68.4	67.9	58.8	68.4	-	-
07/12/19 18:00	7	69.6	68.1	64.5	69.6	-	-
07/12/19 19:00	1	69.9	64.7	68.3	-	69.9	-
07/12/19 20:00	3	79.5	75.5	77.3	-	79.5	-
07/12/19 21:00	4	75.4	75.2	62.8	-	75.4	-
07/12/19 22:00	1	73.1	69.1	70.9	-	73.1	-
07/12/19 23:00	2	80.8	80.8	59.7	-	-	80.8
08/12/19 0:00	1	74.0	72.5	68.7	-	-	74.0
08/12/19 1:00	-	70.1	-	70.2	-	-	70.1
08/12/19 2:00	-	58.5	-	58.5	-	-	58.5
08/12/19 3:00	-	70.1	-	70.1	-	-	70.1
08/12/19 4:00	-	59.2	-	59.3	-	-	59.2
08/12/19 5:00	-	60.7	-	60.7	-	-	60.7
08/12/19 6:00	6	82.3	81.7	73.1	-	-	82.3
	86	**75.1**	**72.7**	**71.4**	**73.8**	**75.9**	**76.3**

Location: Mid Runway NMT # 3

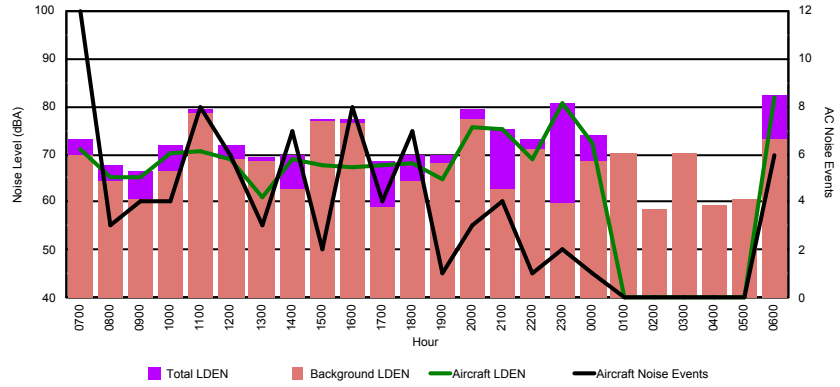

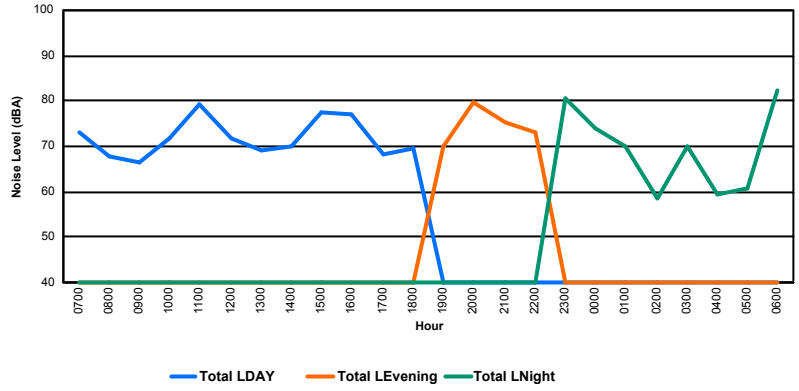

LE GOUVERNEMENT
DU GRAND-DUCHÉ DE LUXEMBOURG
Administration de la navigation aérienne

Luxembourg Airport

Noise Distribution by Hour

Between 07/12/2019 00:00:00 and 07/12/2019 23:59:59 (Local Time)

Day	Aircraft Events	Total LDEN dB (A)	Aircraft LDEN dB(A)	Background LDEN dB(A)	Total LDay dB(A)	Total LEvening dB(A)	Total LNight dB (A)
07/12/19 7:00	10	68.6	68.3	60.8	68.6	-	-
07/12/19 8:00	3	62.0	58.3	61.8	62.0	-	-
07/12/19 9:00	3	61.9	56.4	60.5	61.9	-	-
07/12/19 10:00	5	68.9	68.2	60.8	68.9	-	-
07/12/19 11:00	8	68.8	68.1	60.8	68.8	-	-
07/12/19 12:00	6	70.1	69.6	60.5	70.1	-	-
07/12/19 13:00	2	62.0	56.5	60.6	62.0	-	-
07/12/19 14:00	6	67.2	66.3	60.1	67.2	-	-
07/12/19 15:00	2	64.0	61.9	59.9	64.0	-	-
07/12/19 16:00	5	68.2	67.6	59.9	68.2	-	-
07/12/19 17:00	4	67.1	66.2	60.4	67.1	-	-
07/12/19 18:00	7	68.3	67.6	59.9	68.3	-	-
07/12/19 19:00	1	65.5	59.3	64.3	-	65.5	-
07/12/19 20:00	3	75.0	74.6	63.2	-	75.0	-
07/12/19 21:00	4	73.4	73.0	62.4	-	73.4	-
07/12/19 22:00	2	68.5	67.0	63.1	-	68.5	-
07/12/19 23:00	2	79.4	79.2	67.1	-	-	79.4
08/12/19 0:00	1	72.2	70.9	68.5	-	-	72.2
08/12/19 1:00	-	66.1	-	67.8	-	-	66.1
08/12/19 2:00	-	64.7	-	66.0	-	-	64.7
08/12/19 3:00	-	64.2	-	64.2	-	-	64.2
08/12/19 4:00	-	64.0	-	64.0	-	-	64.0
08/12/19 5:00	-	66.5	-	66.8	-	-	66.5
08/12/19 6:00	9	79.8	79.5	69.1	-	-	79.8
	83	**71.6**	**70.8**	**64.1**	**67.3**	**72.0**	**74.3**

Location: NDB-Hamm NMT # 4

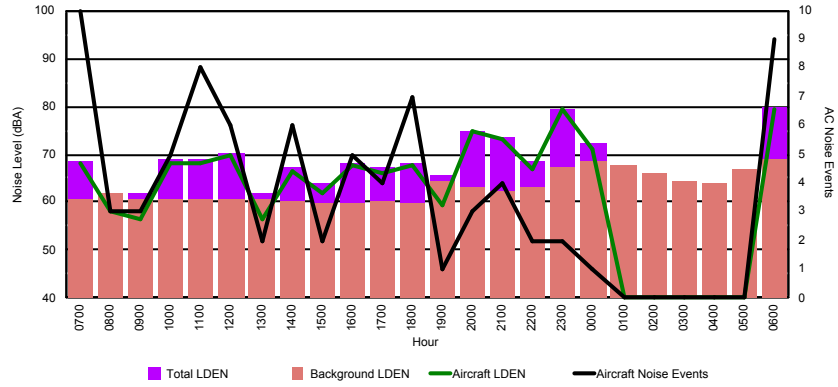

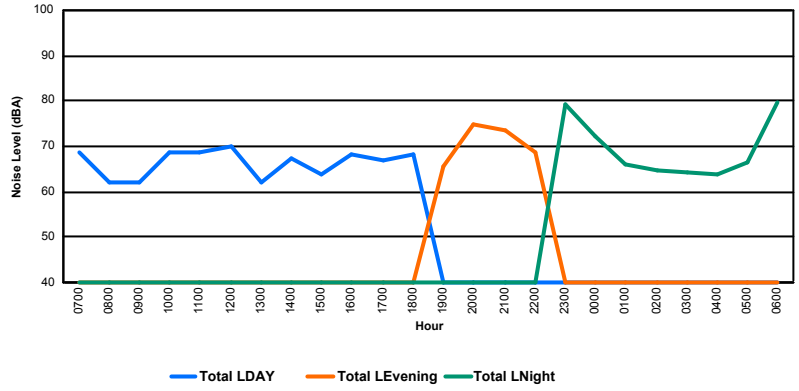

LE GOUVERNEMENT
DU GRAND-DUCHÉ DE LUXEMBOURG
Administration de la navigation aérienne

Luxembourg Airport

Noise Distribution by Hour

Between 08/12/2019 00:00:00 and 08/12/2019 23:59:59 (Local Time)

Day	Aircraft Events	Total LDEN dB (A)	Aircraft LDEN dB(A)	Background LDEN dB(A)	Total LDay dB(A)	Total LEvening dB(A)	Total LNight dB (A)
08/12/19 7:00	3	60.5	59.3	54.6	60.5	-	-
08/12/19 8:00	2	59.1	57.0	55.2	59.1	-	-
08/12/19 9:00	2	59.5	54.2	58.2	59.5	-	-
08/12/19 10:00	5	61.2	58.6	57.9	61.2	-	-
08/12/19 11:00	2	58.1	53.0	56.6	58.1	-	-
08/12/19 12:00	3	60.3	58.4	56.1	60.3	-	-
08/12/19 13:00	5	61.9	60.1	57.4	61.9	-	-
08/12/19 14:00	5	64.1	63.3	56.4	64.1	-	-
08/12/19 15:00	8	59.4	57.6	55.1	59.4	-	-
08/12/19 16:00	6	59.5	58.6	52.7	59.5	-	-
08/12/19 17:00	9	61.7	61.3	52.2	61.7	-	-
08/12/19 18:00	7	57.2	55.7	52.0	57.2	-	-
08/12/19 19:00	7	64.1	63.3	56.8	-	64.1	-
08/12/19 20:00	4	62.1	59.9	58.1	-	62.1	-
08/12/19 21:00	6	66.6	65.1	61.6	-	66.6	-
08/12/19 22:00	14	67.3	66.1	61.8	-	67.3	-
08/12/19 23:00	3	69.9	68.7	63.9	-	-	69.9
09/12/19 0:00	1	65.5	55.9	65.6	-	-	65.5
09/12/19 1:00	1	68.8	66.8	65.0	-	-	68.8
09/12/19 2:00	2	70.4	68.1	67.4	-	-	70.4
09/12/19 3:00	2	69.0	56.5	69.3	-	-	69.0
09/12/19 4:00	1	69.6	61.9	69.3	-	-	69.6
09/12/19 5:00	1	71.3	68.7	68.3	-	-	71.3
09/12/19 6:00	1	70.6	67.0	68.6	-	-	70.6
	100	**66.3**	**63.5**	**63.6**	**60.6**	**65.5**	**69.7**

Location: Roodt/Syr NMT # 1

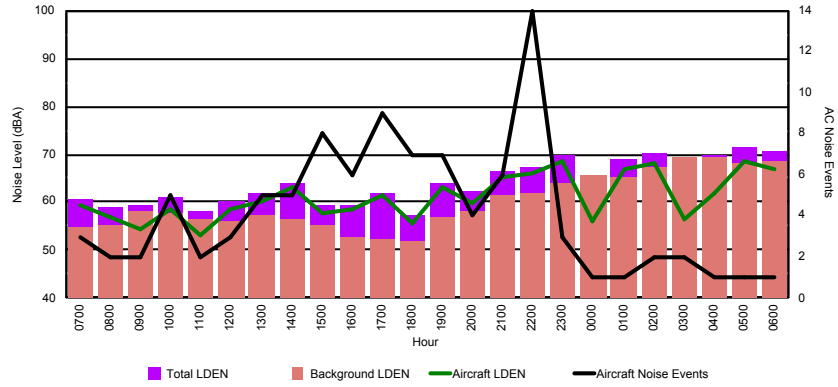

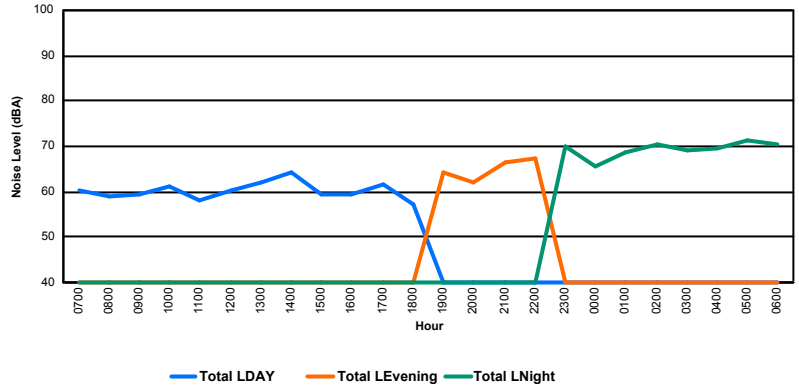

LE GOUVERNEMENT
DU GRAND-DUCHÉ DE LUXEMBOURG
Administration de la navigation aérienne

Luxembourg Airport

Noise Distribution by Hour

Between 08/12/2019 00:00:00 and 08/12/2019 23:59:59 (Local Time)

Day	Aircraft Events	Total LDEN dB (A)	Aircraft LDEN dB(A)	Background LDEN dB(A)	Total LDay dB(A)	Total LEvening dB(A)	Total LNight dB (A)
08/12/19 7:00	3	71.7	71.7	54.3	71.7	-	-
08/12/19 8:00	3	69.9	69.7	54.4	69.9	-	-
08/12/19 9:00	2	68.5	67.9	59.4	68.5	-	-
08/12/19 10:00	6	71.7	71.6	55.9	71.7	-	-
08/12/19 11:00	4	66.9	66.4	57.4	66.9	-	-
08/12/19 12:00	5	70.4	70.1	58.5	70.4	-	-
08/12/19 13:00	6	77.8	77.8	57.0	77.8	-	-
08/12/19 14:00	6	77.7	77.6	60.2	77.7	-	-
08/12/19 15:00	12	72.3	72.2	56.7	72.3	-	-
08/12/19 16:00	7	72.8	72.7	56.5	72.8	-	-
08/12/19 17:00	12	75.2	75.1	59.6	75.2	-	-
08/12/19 18:00	8	68.6	68.4	56.2	68.6	-	-
08/12/19 19:00	7	75.1	74.9	62.7	-	75.1	-
08/12/19 20:00	4	72.4	72.1	61.1	-	72.4	-
08/12/19 21:00	6	79.0	78.9	62.9	-	79.0	-
08/12/19 22:00	17	78.2	78.1	62.6	-	78.2	-
08/12/19 23:00	4	82.8	82.8	64.9	-	-	82.8
09/12/19 0:00	2	69.7	68.2	65.1	-	-	69.7
09/12/19 1:00	1	77.4	77.2	62.7	-	-	77.4
09/12/19 2:00	1	86.4	86.3	63.1	-	-	86.4
09/12/19 3:00	2	67.8	55.1	68.1	-	-	67.8
09/12/19 4:00	2	73.2	72.1	66.6	-	-	73.2
09/12/19 5:00	1	81.3	81.1	66.7	-	-	81.3
09/12/19 6:00	7	79.4	78.9	71.1	-	-	79.4
	128	**77.6**	**77.5**	**63.4**	**73.3**	**76.9**	**80.7**

Location: DVOR NMT # 2

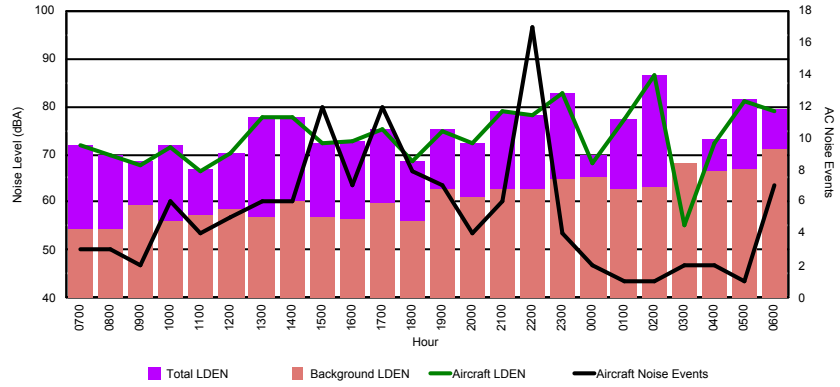

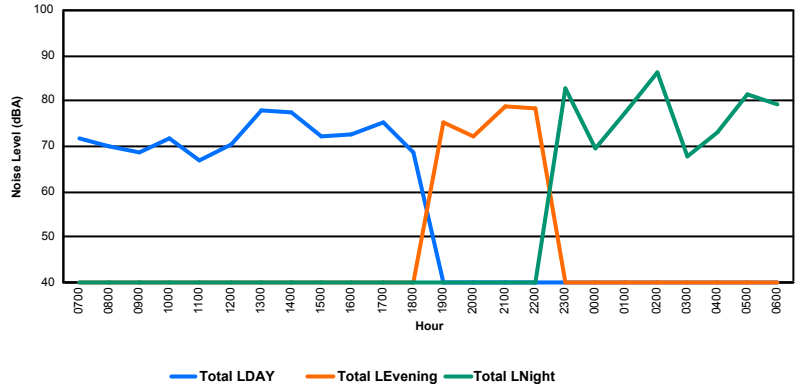

LE GOUVERNEMENT
DU GRAND-DUCHÉ DE LUXEMBOURG
Administration de la navigation aérienne

Luxembourg Airport

Noise Distribution by Hour

Between 08/12/2019 00:00:00 and 08/12/2019 23:59:59 (Local Time)

Day	Aircraft Events	Total LDEN dB (A)	Aircraft LDEN dB(A)	Background LDEN dB(A)	Total LDay dB(A)	Total LEvening dB(A)	Total LNight dB (A)
08/12/19 7:00	2	69.4	58.7	69.0	69.4	-	-
08/12/19 8:00	1	69.7	64.0	68.3	69.7	-	-
08/12/19 9:00	3	66.4	65.4	59.6	66.4	-	-
08/12/19 10:00	5	66.9	64.7	63.0	66.9	-	-
08/12/19 11:00	7	70.9	70.7	57.8	70.9	-	-
08/12/19 12:00	13	77.1	77.1	57.0	77.1	-	-
08/12/19 13:00	4	74.0	73.8	59.5	74.0	-	-
08/12/19 14:00	10	78.5	70.5	77.8	78.5	-	-
08/12/19 15:00	10	69.3	68.9	57.2	69.3	-	-
08/12/19 16:00	9	66.6	65.9	59.6	66.6	-	-
08/12/19 17:00	17	73.7	73.4	61.6	73.7	-	-
08/12/19 18:00	15	70.9	70.1	63.4	70.9	-	-
08/12/19 19:00	12	74.9	74.6	62.7	-	74.9	-
08/12/19 20:00	13	78.2	77.7	68.5	-	78.2	-
08/12/19 21:00	8	79.6	79.3	69.3	-	79.6	-
08/12/19 22:00	17	77.2	76.9	66.3	-	77.2	-
08/12/19 23:00	3	75.7	71.1	73.9	-	-	75.7
09/12/19 0:00	2	73.0	63.1	72.7	-	-	73.0
09/12/19 1:00	1	66.0	62.9	63.4	-	-	66.0
09/12/19 2:00	-	67.8	-	67.8	-	-	67.8
09/12/19 3:00	-	66.2	-	66.5	-	-	66.2
09/12/19 4:00	2	69.3	67.4	65.1	-	-	69.3
09/12/19 5:00	-	67.7	-	67.8	-	-	67.7
09/12/19 6:00	11	84.9	84.8	70.8	-	-	84.9
	165	**75.6**	**74.6**	**68.8**	**72.9**	**77.8**	**76.9**

Location: Mid Runway NMT # 3

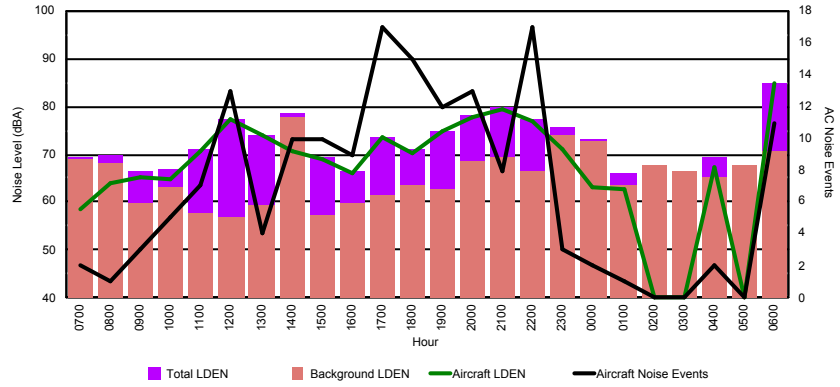

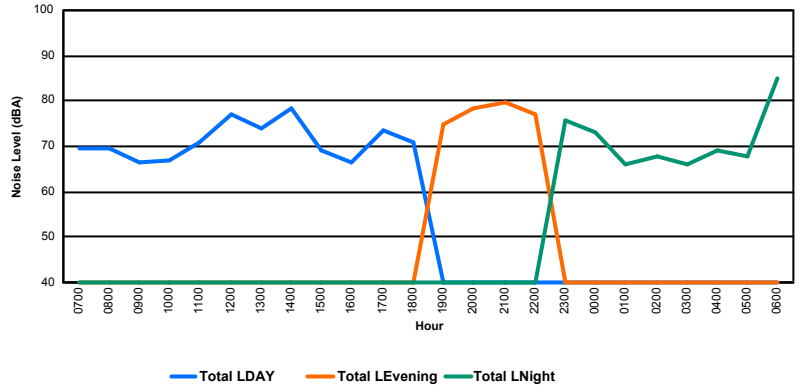

LE GOUVERNEMENT
DU GRAND-DUCHÉ DE LUXEMBOURG
Administration de la navigation aérienne

Luxembourg Airport

Noise Distribution by Hour

Between 08/12/2019 00:00:00 and 08/12/2019 23:59:59 (Local Time)

Day	Aircraft Events	Total LDEN dB (A)	Aircraft LDEN dB(A)	Background LDEN dB(A)	Total LDay dB(A)	Total LEvening dB(A)	Total LNight dB (A)
08/12/19 7:00	2	57.2	44.8	57.3	57.2	-	-
08/12/19 8:00	3	66.3	65.7	58.6	66.3	-	-
08/12/19 9:00	3	62.4	59.3	59.7	62.4	-	-
08/12/19 10:00	4	62.0	58.0	60.0	62.0	-	-
08/12/19 11:00	6	67.1	65.9	61.1	67.1	-	-
08/12/19 12:00	9	67.3	66.0	61.6	67.3	-	-
08/12/19 13:00	2	61.4	48.3	61.2	61.4	-	-
08/12/19 14:00	7	64.3	61.3	61.6	64.3	-	-
08/12/19 15:00	2	61.5	51.0	61.2	61.5	-	-
08/12/19 16:00	2	60.6	52.8	59.9	60.6	-	-
08/12/19 17:00	9	71.7	71.4	59.3	71.7	-	-
08/12/19 18:00	10	68.6	68.1	59.1	68.6	-	-
08/12/19 19:00	7	71.8	71.2	63.7	-	71.8	-
08/12/19 20:00	10	73.9	73.5	63.2	-	73.9	-
08/12/19 21:00	5	67.6	65.9	62.9	-	67.6	-
08/12/19 22:00	5	75.1	74.8	63.5	-	75.1	-
08/12/19 23:00	2	71.4	69.4	67.1	-	-	71.4
09/12/19 0:00	-	72.0	-	72.2	-	-	72.0
09/12/19 1:00	-	65.0	-	66.0	-	-	65.0
09/12/19 2:00	-	66.7	-	67.7	-	-	66.7
09/12/19 3:00	-	70.2	-	70.6	-	-	70.2
09/12/19 4:00	1	69.4	58.1	70.0	-	-	69.4
09/12/19 5:00	-	71.8	-	73.5	-	-	71.8
09/12/19 6:00	11	77.7	76.4	75.9	-	-	77.7
	100	**70.3**	**68.2**	**67.5**	**66.0**	**72.9**	**72.1**

Location: NDB-Hamm NMT # 4

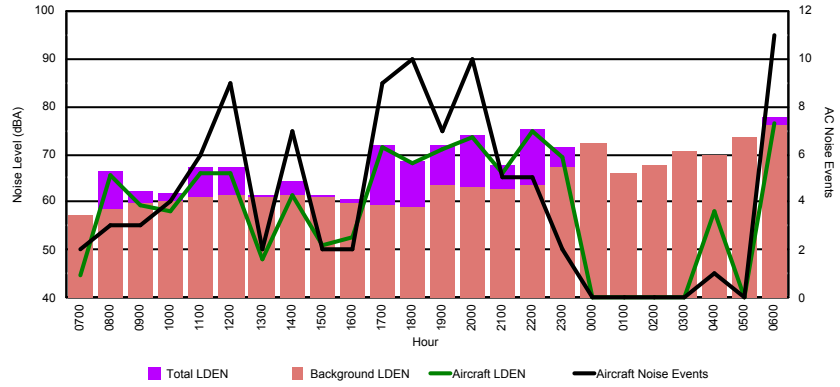

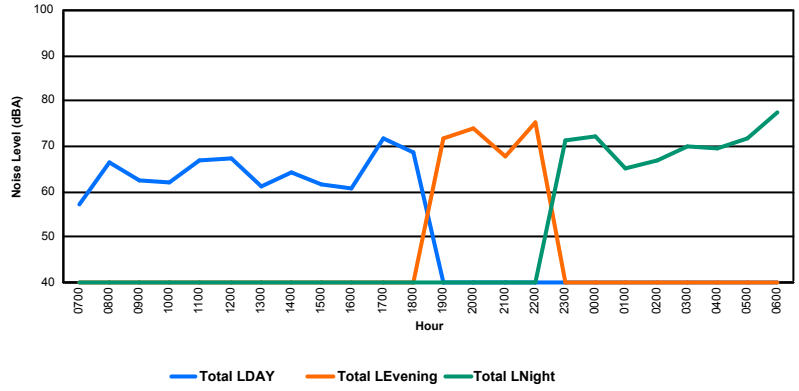

LE GOUVERNEMENT
DU GRAND-DUCHÉ DE LUXEMBOURG
Administration de la navigation aérienne

Luxembourg Airport

Noise Distribution by Hour

Between 09/12/2019 00:00:00 and 09/12/2019 23:59:59 (Local Time)

Day	Aircraft Events	Total LDEN dB (A)	Aircraft LDEN dB(A)	Background LDEN dB(A)	Total LDay dB(A)	Total LEvening dB(A)	Total LNight dB (A)
09/12/19 7:00	7	62.4	60.5	58.8	62.4	-	-
09/12/19 8:00	4	60.3	55.4	59.2	60.3	-	-
09/12/19 9:00	9	61.0	59.7	55.5	61.0	-	-
09/12/19 10:00	11	61.7	60.7	55.3	61.7	-	-
09/12/19 11:00	6	58.7	57.2	53.6	58.7	-	-
09/12/19 12:00	8	61.1	60.7	51.7	61.1	-	-
09/12/19 13:00	6	61.0	60.4	52.1	61.0	-	-
09/12/19 14:00	5	55.1	52.6	51.6	55.1	-	-
09/12/19 15:00	6	58.9	57.6	53.4	58.9	-	-
09/12/19 16:00	7	58.6	57.4	53.0	58.6	-	-
09/12/19 17:00	9	59.0	57.3	54.3	59.0	-	-
09/12/19 18:00	7	58.7	57.1	54.0	58.7	-	-
09/12/19 19:00	5	63.8	61.2	60.5	-	63.8	-
09/12/19 20:00	7	67.1	66.6	57.7	-	67.1	-
09/12/19 21:00	5	61.5	58.7	58.3	-	61.5	-
09/12/19 22:00	13	62.7	61.2	57.9	-	62.7	-
09/12/19 23:00	1	64.7	64.3	54.5	-	-	64.7
10/12/19 0:00	-	52.9	-	52.9	-	-	52.9
10/12/19 1:00	2	66.0	65.7	54.5	-	-	66.0
10/12/19 2:00	-	51.1	-	51.2	-	-	51.1
10/12/19 3:00	-	50.2	-	50.2	-	-	50.2
10/12/19 4:00	-	58.6	-	58.7	-	-	58.6
10/12/19 5:00	1	67.5	66.8	58.9	-	-	67.5
10/12/19 6:00	-	56.4	-	56.4	-	-	56.4
	119	**61.9**	**60.6**	**56.1**	**60.1**	**64.3**	**62.5**

Location: Roodt/Syr NMT # 1

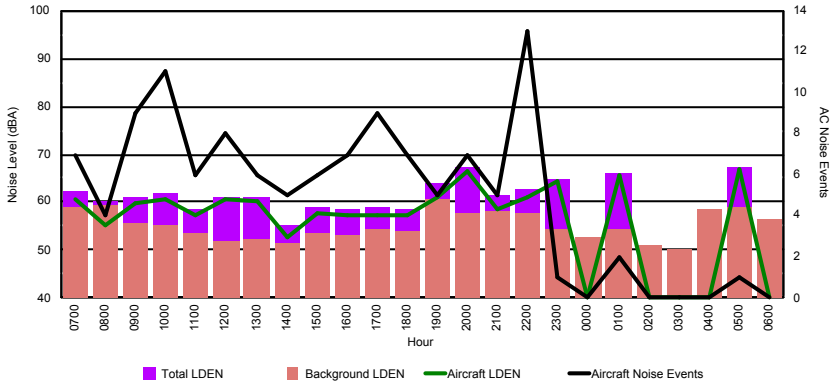

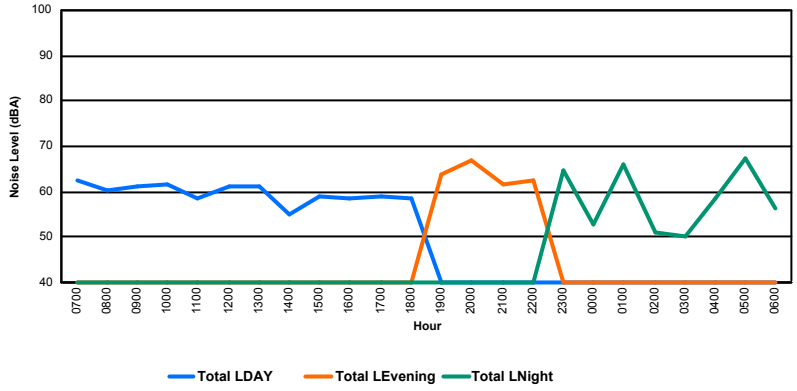

LE GOUVERNEMENT
DU GRAND-DUCHÉ DE LUXEMBOURG
Administration de la navigation aérienne

Luxembourg Airport

Noise Distribution by Hour

Between 09/12/2019 00:00:00 and 09/12/2019 23:59:59 (Local Time)

Day	Aircraft Events	Total LDEN dB (A)	Aircraft LDEN dB(A)	Background LDEN dB(A)	Total LDay dB(A)	Total LEvening dB(A)	Total LNight dB (A)
09/12/19 7:00	9	72.5	72.3	62.0	72.5	-	-
09/12/19 8:00	8	67.0	66.1	60.8	67.0	-	-
09/12/19 9:00	8	72.0	71.9	58.0	72.0	-	-
09/12/19 10:00	15	73.6	73.5	59.1	73.6	-	-
09/12/19 11:00	8	70.0	69.6	59.1	70.0	-	-
09/12/19 12:00	9	74.9	74.8	59.2	74.9	-	-
09/12/19 13:00	6	74.3	74.2	57.9	74.3	-	-
09/12/19 14:00	6	66.3	65.9	56.1	66.3	-	-
09/12/19 15:00	7	72.2	72.0	57.4	72.2	-	-
09/12/19 16:00	9	71.2	70.9	59.4	71.2	-	-
09/12/19 17:00	18	71.4	71.1	60.3	71.4	-	-
09/12/19 18:00	10	73.0	72.7	61.1	73.0	-	-
09/12/19 19:00	5	71.1	70.3	63.2	-	71.1	-
09/12/19 20:00	8	80.5	80.4	60.6	-	80.5	-
09/12/19 21:00	5	71.7	71.2	61.9	-	71.7	-
09/12/19 22:00	13	74.1	73.9	59.8	-	74.1	-
09/12/19 23:00	1	77.6	77.4	61.6	-	-	77.6
10/12/19 0:00	-	57.7	-	57.8	-	-	57.7
10/12/19 1:00	2	79.2	79.3	57.2	-	-	79.2
10/12/19 2:00	-	58.5	-	58.6	-	-	58.5
10/12/19 3:00	-	58.9	-	58.9	-	-	58.9
10/12/19 4:00	-	58.4	-	58.4	-	-	58.4
10/12/19 5:00	1	79.2	79.1	62.2	-	-	79.2
10/12/19 6:00	-	65.7	-	66.1	-	-	65.7
	148	**73.9**	**73.7**	**60.5**	**72.2**	**76.2**	**74.6**

Location: DVOR NMT # 2

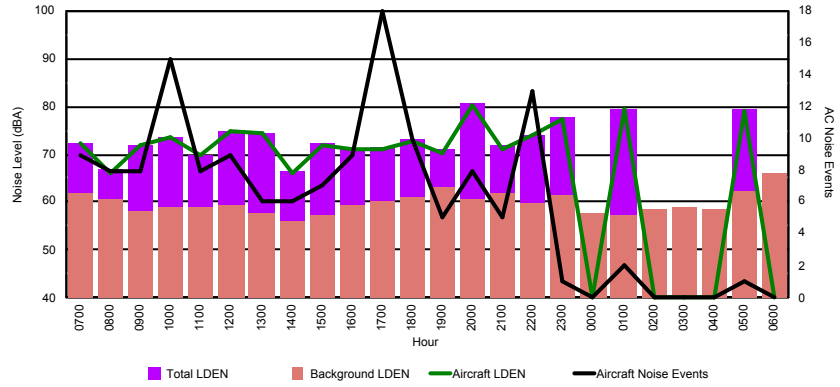

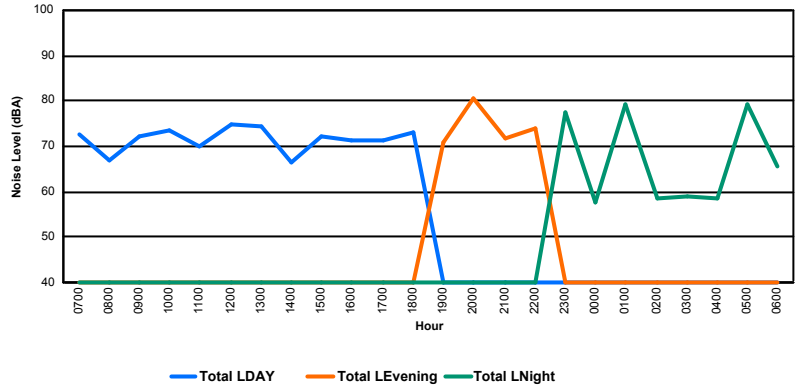

LE GOUVERNEMENT
DU GRAND-DUCHÉ DE LUXEMBOURG
Administration de la navigation aérienne

Luxembourg Airport

Noise Distribution by Hour

Between 09/12/2019 00:00:00 and 09/12/2019 23:59:59 (Local Time)

Day	Aircraft Events	Total LDEN dB (A)	Aircraft LDEN dB(A)	Background LDEN dB(A)	Total LDay dB(A)	Total LEvening dB(A)	Total LNight dB (A)
09/12/19 7:00	12	75.7	75.7	58.3	75.7	-	-
09/12/19 8:00	13	72.0	71.3	63.4	72.0	-	-
09/12/19 9:00	7	69.8	64.1	68.4	69.8	-	-
09/12/19 10:00	10	70.6	69.6	63.9	70.6	-	-
09/12/19 11:00	20	70.9	70.4	61.9	70.9	-	-
09/12/19 12:00	10	77.2	77.2	58.9	77.2	-	-
09/12/19 13:00	8	72.1	70.7	66.5	72.1	-	-
09/12/19 14:00	8	67.2	66.3	60.1	67.2	-	-
09/12/19 15:00	13	69.7	69.0	61.6	69.7	-	-
09/12/19 16:00	14	72.2	72.0	61.0	72.2	-	-
09/12/19 17:00	15	72.5	71.5	66.2	72.5	-	-
09/12/19 18:00	17	74.3	73.8	66.0	74.3	-	-
09/12/19 19:00	9	77.8	76.5	72.1	-	77.8	-
09/12/19 20:00	8	84.0	82.0	79.5	-	84.0	-
09/12/19 21:00	3	75.0	71.4	72.7	-	75.0	-
09/12/19 22:00	7	77.0	75.7	71.4	-	77.0	-
09/12/19 23:00	1	83.2	76.8	82.0	-	-	83.2
10/12/19 0:00	-	76.1	-	76.1	-	-	76.1
10/12/19 1:00	-	71.9	-	72.6	-	-	71.9
10/12/19 2:00	-	65.7	-	60.5	-	-	65.7
10/12/19 3:00	1	68.6	67.8	60.4	-	-	68.6
10/12/19 4:00	-	60.9	-	60.9	-	-	60.9
10/12/19 5:00	-	69.0	-	69.0	-	-	69.0
10/12/19 6:00	4	77.9	71.1	77.1	-	-	77.9
	180	**76.1**	**73.4**	**72.7**	**72.8**	**79.9**	**76.4**

Location: Mid Runway NMT # 3

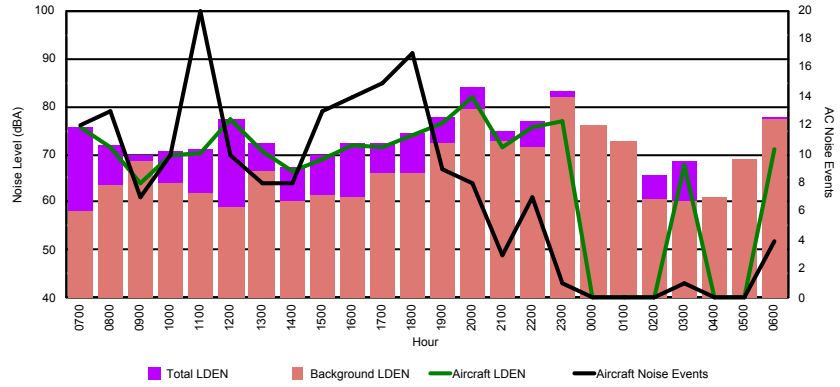

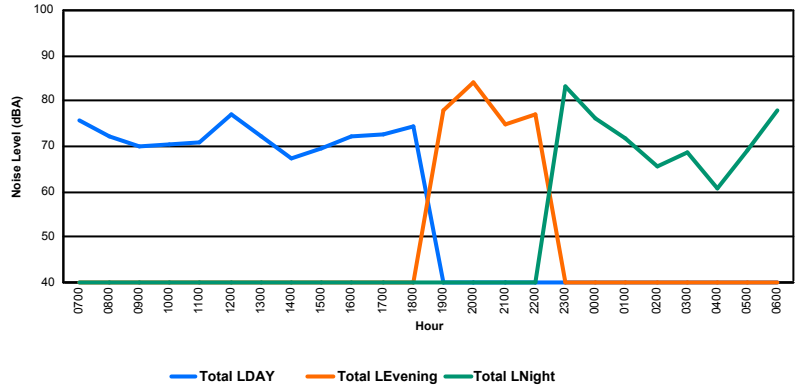

LE GOUVERNEMENT
DU GRAND-DUCHÉ DE LUXEMBOURG
Administration de la navigation aérienne

Luxembourg Airport

Noise Distribution by Hour

Between 09/12/2019 00:00:00 and 09/12/2019 23:59:59 (Local Time)

Day	Aircraft Events	Total LDEN dB (A)	Aircraft LDEN dB(A)	Background LDEN dB(A)	Total LDay dB(A)	Total LEvening dB(A)	Total LNight dB (A)
09/12/19 7:00	6	66.4	63.6	66.5	66.4	-	-
09/12/19 8:00	10	67.9	66.8	65.6	67.9	-	-
09/12/19 9:00	3	64.3	58.0	63.8	64.3	-	-
09/12/19 10:00	3	68.4	67.2	62.7	68.4	-	-
09/12/19 11:00	17	67.9	66.7	62.6	67.9	-	-
09/12/19 12:00	5	66.8	65.1	62.2	66.8	-	-
09/12/19 13:00	5	70.5	69.7	63.8	70.5	-	-
09/12/19 14:00	5	65.6	62.4	63.4	65.6	-	-
09/12/19 15:00	7	63.4	58.6	62.0	63.4	-	-
09/12/19 16:00	6	69.4	68.9	60.8	69.4	-	-
09/12/19 17:00	7	63.6	61.5	59.7	63.6	-	-
09/12/19 18:00	15	70.0	69.6	59.6	70.0	-	-
09/12/19 19:00	7	74.5	73.8	66.0	-	74.5	-
09/12/19 20:00	6	73.5	72.9	65.0	-	73.5	-
09/12/19 21:00	3	69.8	68.5	64.0	-	69.8	-
09/12/19 22:00	4	74.1	73.8	63.2	-	74.1	-
09/12/19 23:00	2	80.0	79.8	65.0	-	-	80.0
10/12/19 0:00	1	69.9	68.9	63.5	-	-	69.9
10/12/19 1:00	-	62.5	-	63.0	-	-	62.5
10/12/19 2:00	-	62.6	-	63.2	-	-	62.6
10/12/19 3:00	1	64.2	56.9	63.5	-	-	64.2
10/12/19 4:00	-	65.4	-	65.7	-	-	65.4
10/12/19 5:00	-	69.8	-	71.2	-	-	69.8
10/12/19 6:00	8	74.7	71.2	76.3	-	-	74.7
	121	**71.2**	**70.0**	**66.5**	**67.6**	**73.3**	**73.0**

Location: NDB-Hamm NMT # 4

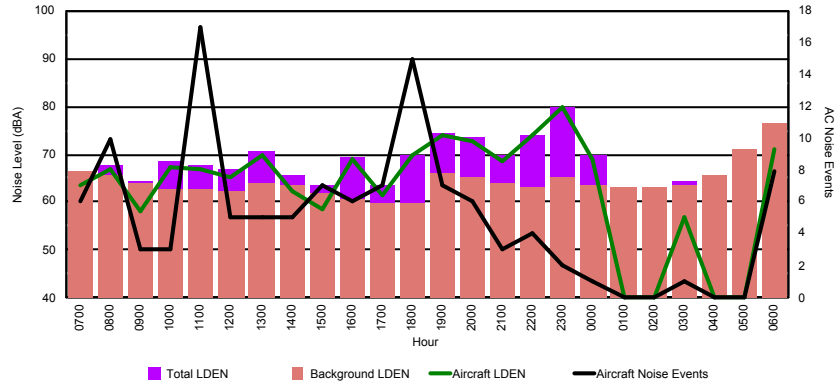

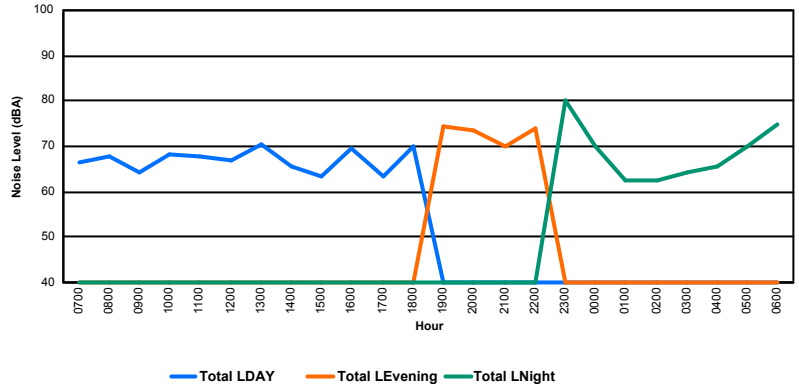

LE GOUVERNEMENT
DU GRAND-DUCHÉ DE LUXEMBOURG
Administration de la navigation aérienne

Luxembourg Airport

Noise Distribution by Hour

Between 10/12/2019 00:00:00 and 10/12/2019 23:59:59 (Local Time)

Day	Aircraft Events	Total LDEN dB (A)	Aircraft LDEN dB(A)	Background LDEN dB(A)	Total LDay dB(A)	Total LEvening dB(A)	Total LNight dB (A)
10/12/19 7:00	4	59.4	58.9	50.0	59.4	-	-
10/12/19 8:00	1	50.7	44.1	49.6	50.7	-	-
10/12/19 9:00	10	59.0	58.3	51.6	59.0	-	-
10/12/19 10:00	15	60.5	59.7	52.8	60.5	-	-
10/12/19 11:00	6	58.1	57.2	51.3	58.1	-	-
10/12/19 12:00	6	58.4	57.5	51.3	58.4	-	-
10/12/19 13:00	6	57.4	56.2	51.4	57.4	-	-
10/12/19 14:00	3	52.8	48.7	50.7	52.8	-	-
10/12/19 15:00	4	56.3	54.9	51.0	56.3	-	-
10/12/19 16:00	4	57.7	56.7	50.8	57.7	-	-
10/12/19 17:00	7	62.1	61.8	51.6	62.1	-	-
10/12/19 18:00	6	56.3	54.8	51.1	56.3	-	-
10/12/19 19:00	6	59.7	57.9	55.4	-	59.7	-
10/12/19 20:00	4	62.2	61.5	54.3	-	62.2	-
10/12/19 21:00	4	58.3	55.6	55.2	-	58.3	-
10/12/19 22:00	11	64.4	63.7	56.3	-	64.4	-
10/12/19 23:00	4	67.2	66.4	60.0	-	-	67.2
11/12/19 0:00	-	55.7	-	55.8	-	-	55.7
11/12/19 1:00	2	69.8	69.5	57.9	-	-	69.8
11/12/19 3:00	1	65.8	65.5	54.3	-	-	65.8
11/12/19 4:00	-	60.2	-	60.3	-	-	60.2
11/12/19 5:00	-	57.6	-	57.7	-	-	57.6
11/12/19 6:00	2	67.0	66.1	59.9	-	-	67.0
	106	**62.4**	**61.5**	**55.3**	**58.3**	**61.8**	**65.6**

Location: Roodt/Syr NMT # 1

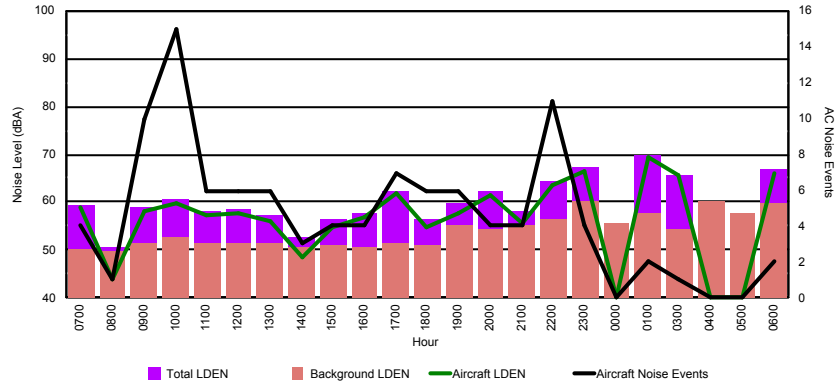

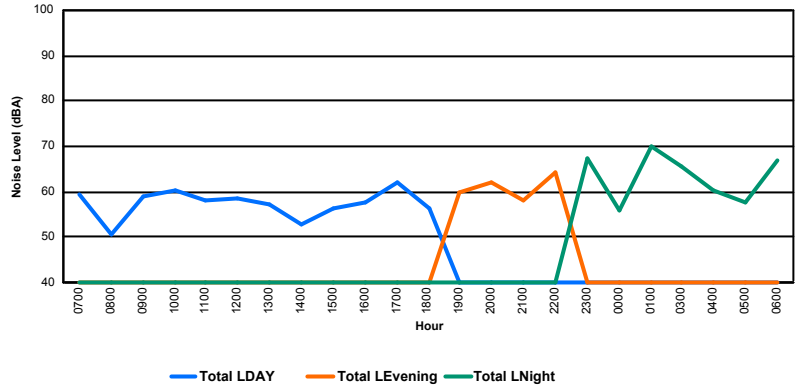

LE GOUVERNEMENT
DU GRAND-DUCHÉ DE LUXEMBOURG
Administration de la navigation aérienne

Luxembourg Airport

Noise Distribution by Hour

Between 10/12/2019 00:00:00 and 10/12/2019 23:59:59 (Local Time)

Day	Aircraft Events	Total LDEN dB (A)	Aircraft LDEN dB(A)	Background LDEN dB(A)	Total LDay dB(A)	Total LEvening dB(A)	Total LNight dB (A)
10/12/19 7:00	4	71.7	71.5	55.8	71.7	-	-
10/12/19 8:00	4	60.6	59.2	55.3	60.6	-	-
10/12/19 9:00	9	69.6	69.2	57.2	69.6	-	-
10/12/19 10:00	15	73.8	73.7	57.1	73.8	-	-
10/12/19 11:00	9	70.6	70.4	55.9	70.6	-	-
10/12/19 12:00	8	71.5	71.4	54.9	71.5	-	-
10/12/19 13:00	7	71.1	71.0	56.9	71.1	-	-
10/12/19 14:00	5	66.1	65.6	57.1	66.1	-	-
10/12/19 15:00	6	70.5	70.3	57.4	70.5	-	-
10/12/19 16:00	5	71.3	71.1	57.6	71.3	-	-
10/12/19 17:00	7	75.5	75.4	58.1	75.5	-	-
10/12/19 18:00	6	67.8	67.4	57.6	67.8	-	-
10/12/19 19:00	7	71.0	70.6	60.5	-	71.0	-
10/12/19 20:00	4	73.9	73.6	61.8	-	73.9	-
10/12/19 21:00	5	69.3	68.5	61.9	-	69.3	-
10/12/19 22:00	15	76.4	76.3	62.1	-	76.4	-
10/12/19 23:00	4	79.9	79.8	64.1	-	-	79.9
11/12/19 0:00	-	58.6	-	58.6	-	-	58.6
11/12/19 1:00	3	82.2	82.2	58.8	-	-	82.2
11/12/19 2:00	-	58.9	-	59.0	-	-	58.9
11/12/19 3:00	1	76.3	76.2	58.8	-	-	76.3
11/12/19 4:00	-	61.2	-	61.2	-	-	61.2
11/12/19 5:00	-	63.3	-	63.3	-	-	63.3
11/12/19 6:00	7	78.0	77.7	68.9	-	-	78.0
	131	**74.1**	**74.0**	**60.7**	**71.2**	**73.5**	**76.7**

Location: DVOR NMT # 2

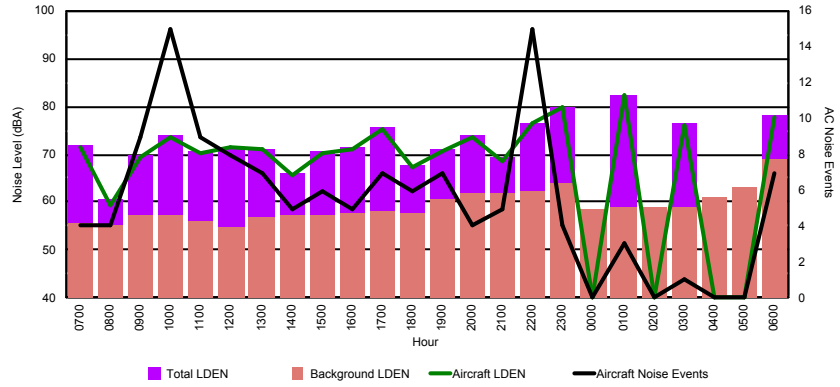

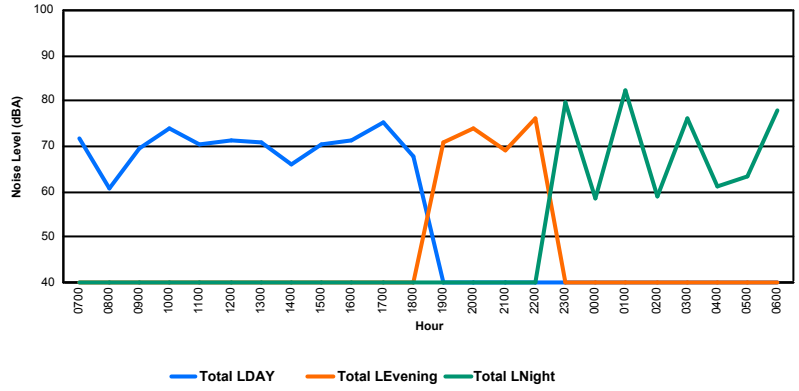

LE GOUVERNEMENT
DU GRAND-DUCHÉ DE LUXEMBOURG
Administration de la navigation aérienne

Luxembourg Airport

Noise Distribution by Hour

Between 10/12/2019 00:00:00 and 10/12/2019 23:59:59 (Local Time)

Day	Aircraft Events	Total LDEN dB (A)	Aircraft LDEN dB(A)	Background LDEN dB(A)	Total LDay dB(A)	Total LEvening dB(A)	Total LNight dB (A)
10/12/19 7:00	6	68.5	61.3	67.6	68.5	-	-
10/12/19 8:00	4	67.3	66.8	57.4	67.3	-	-
10/12/19 9:00	4	72.1	69.3	68.9	72.1	-	-
10/12/19 10:00	8	69.0	66.3	65.8	69.0	-	-
10/12/19 11:00	14	69.4	67.4	65.0	69.4	-	-
10/12/19 12:00	3	65.0	61.1	62.8	65.0	-	-
10/12/19 13:00	4	70.8	65.3	69.3	70.8	-	-
10/12/19 14:00	11	69.5	67.0	65.9	69.5	-	-
10/12/19 15:00	3	73.3	59.1	73.1	73.3	-	-
10/12/19 16:00	3	70.3	67.0	67.7	70.3	-	-
10/12/19 17:00	5	79.3	63.9	79.2	79.3	-	-
10/12/19 18:00	4	73.0	62.3	72.7	73.0	-	-
10/12/19 19:00	2	71.3	63.6	70.6	-	71.3	-
10/12/19 20:00	3	72.4	66.6	71.1	-	72.4	-
10/12/19 21:00	-	78.2	-	78.2	-	78.2	-
10/12/19 22:00	3	75.0	54.8	74.9	-	75.0	-
10/12/19 23:00	3	80.9	78.7	76.9	-	-	80.9
11/12/19 0:00	-	58.4	-	58.4	-	-	58.4
11/12/19 1:00	-	70.0	-	70.1	-	-	70.0
11/12/19 2:00	-	59.9	-	59.0	-	-	59.9
11/12/19 3:00	-	64.8	-	64.8	-	-	64.8
11/12/19 4:00	-	61.2	-	61.2	-	-	61.2
11/12/19 5:00	-	62.0	-	62.1	-	-	62.0
11/12/19 6:00	13	79.1	77.9	73.3	-	-	79.1
	93	**73.7**	**68.9**	**71.9**	**72.4**	**75.1**	**74.4**

Location: Mid Runway NMT # 3

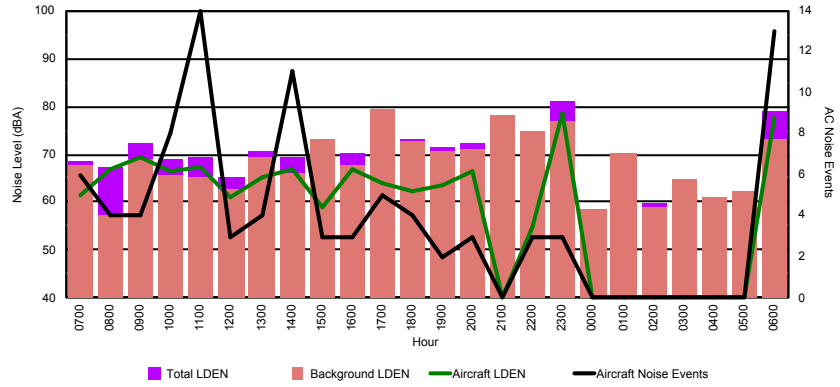

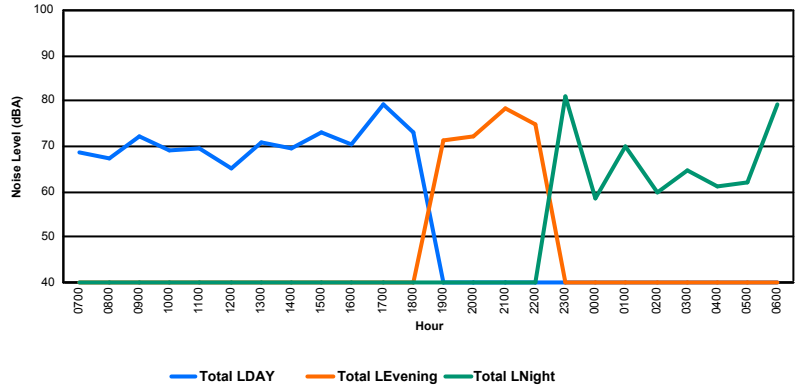

LE GOUVERNEMENT
DU GRAND-DUCHÉ DE LUXEMBOURG
Administration de la navigation aérienne

Luxembourg Airport

Noise Distribution by Hour

Between 10/12/2019 00:00:00 and 10/12/2019 23:59:59 (Local Time)

Day	Aircraft Events	Total LDEN dB (A)	Aircraft LDEN dB(A)	Background LDEN dB(A)	Total LDay dB(A)	Total LEvening dB(A)	Total LNight dB (A)
10/12/19 7:00	9	67.0	65.2	66.7	67.0	-	-
10/12/19 8:00	3	65.9	63.0	66.0	65.9	-	-
10/12/19 9:00	5	69.1	68.0	63.6	69.1	-	-
10/12/19 10:00	7	65.2	61.4	63.7	65.2	-	-
10/12/19 11:00	13	65.7	63.2	62.9	65.7	-	-
10/12/19 12:00	4	63.2	52.8	63.3	63.2	-	-
10/12/19 13:00	5	66.6	63.9	64.0	66.6	-	-
10/12/19 14:00	14	65.5	62.4	64.0	65.5	-	-
10/12/19 15:00	8	68.7	67.4	63.3	68.7	-	-
10/12/19 16:00	5	69.0	67.8	63.4	69.0	-	-
10/12/19 17:00	5	63.9	59.6	62.1	63.9	-	-
10/12/19 18:00	9	69.8	69.0	62.5	69.8	-	-
10/12/19 19:00	6	68.2	63.2	66.9	-	68.2	-
10/12/19 20:00	5	71.2	69.7	66.2	-	71.2	-
10/12/19 21:00	6	76.4	76.0	65.3	-	76.4	-
10/12/19 22:00	5	75.4	75.0	65.2	-	75.4	-
10/12/19 23:00	4	78.5	78.1	67.6	-	-	78.5
11/12/19 0:00	-	65.1	-	66.1	-	-	65.1
11/12/19 1:00	-	64.4	-	65.2	-	-	64.4
11/12/19 2:00	-	63.3	-	63.9	-	-	63.3
11/12/19 3:00	-	65.1	-	65.4	-	-	65.1
11/12/19 4:00	-	68.0	-	69.0	-	-	68.0
11/12/19 5:00	-	71.1	-	72.7	-	-	71.1
11/12/19 6:00	11	77.0	75.4	76.2	-	-	77.0
	124	**71.1**	**69.7**	**67.4**	**67.1**	**73.9**	**72.8**

Location: NDB-Hamm NMT # 4

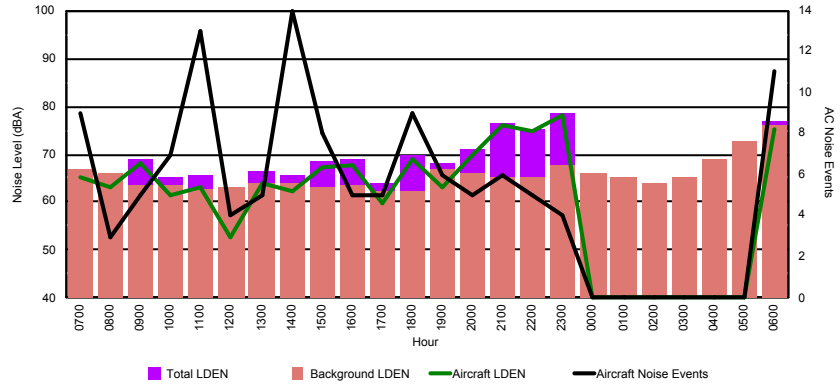

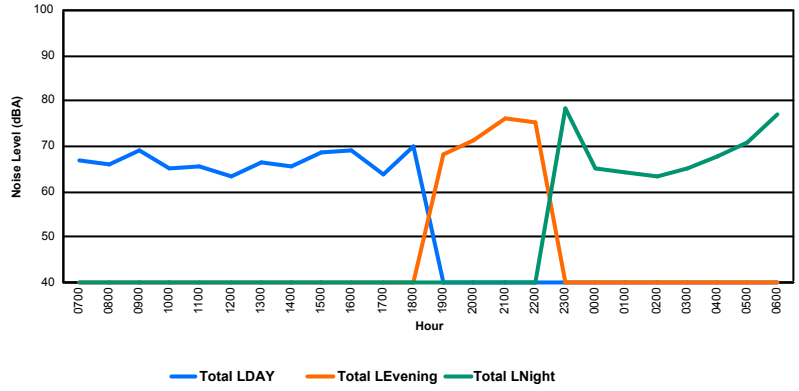

LE GOUVERNEMENT
DU GRAND-DUCHÉ DE LUXEMBOURG
Administration de la navigation aérienne

Luxembourg Airport

Noise Distribution by Hour

Between 11/12/2019 00:00:00 and 11/12/2019 23:59:59 (Local Time)

Day	Aircraft Events	Total LDEN dB (A)	Aircraft LDEN dB(A)	Background LDEN dB(A)	Total LDay dB(A)	Total LEvening dB(A)	Total LNight dB (A)
11/12/19 7:00	3	58.5	58.0	48.6	58.5	-	-
11/12/19 8:00	9	58.5	58.0	48.7	58.5	-	-
11/12/19 9:00	8	59.7	59.2	50.2	59.7	-	-
11/12/19 10:00	8	54.4	51.7	51.4	54.4	-	-
11/12/19 11:00	9	60.4	59.9	50.6	60.4	-	-
11/12/19 12:00	3	52.4	50.0	48.8	52.4	-	-
11/12/19 13:00	5	56.8	55.7	50.5	56.8	-	-
11/12/19 14:00	7	54.7	52.1	51.5	54.7	-	-
11/12/19 15:00	4	58.8	58.0	51.4	58.8	-	-
11/12/19 16:00	10	60.5	59.9	52.3	60.5	-	-
11/12/19 17:00	7	58.7	58.2	50.0	58.7	-	-
11/12/19 18:00	11	57.6	56.5	51.6	57.6	-	-
11/12/19 19:00	6	61.5	60.2	55.8	-	61.5	-
11/12/19 20:00	6	63.6	62.6	56.2	-	63.6	-
11/12/19 21:00	3	56.6	52.7	55.2	-	56.6	-
11/12/19 22:00	13	62.4	61.2	56.4	-	62.4	-
11/12/19 23:00	2	68.0	67.8	54.8	-	-	68.0
12/12/19 0:00	2	59.7	57.6	55.6	-	-	59.7
12/12/19 1:00	-	52.8	-	52.9	-	-	52.8
12/12/19 2:00	-	53.2	-	53.2	-	-	53.2
12/12/19 3:00	-	51.6	-	51.6	-	-	51.6
12/12/19 4:00	-	56.9	-	56.9	-	-	56.9
12/12/19 5:00	-	56.2	-	56.2	-	-	56.2
12/12/19 6:00	2	68.1	67.7	57.1	-	-	68.1
	118	**60.8**	**59.9**	**53.7**	**58.2**	**61.7**	**62.8**

Location: Roodt/Syr NMT # 1

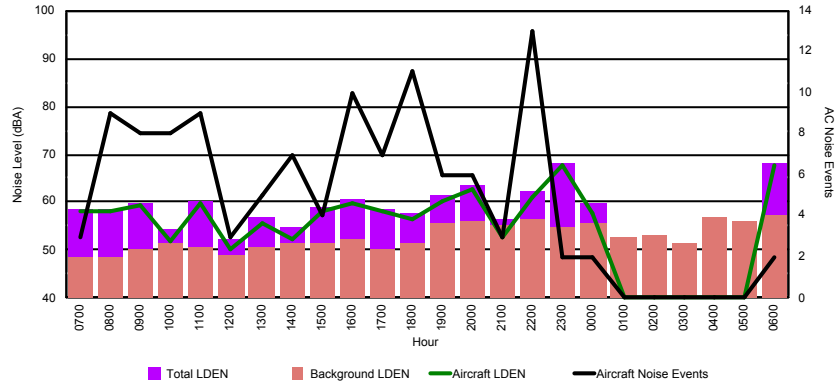

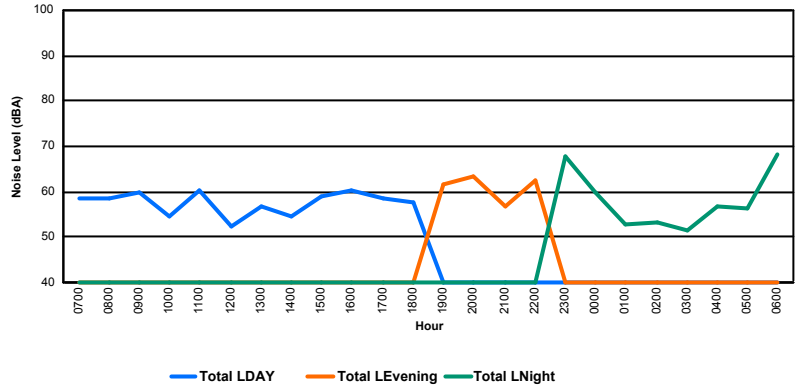

LE GOUVERNEMENT
DU GRAND-DUCHÉ DE LUXEMBOURG
Administration de la navigation aérienne

Luxembourg Airport

Noise Distribution by Hour

Between 11/12/2019 00:00:00 and 11/12/2019 23:59:59 (Local Time)

Day	Aircraft Events	Total LDEN dB (A)	Aircraft LDEN dB(A)	Background LDEN dB(A)	Total LDay dB(A)	Total LEvening dB(A)	Total LNight dB (A)
11/12/19 7:00	5	71.8	71.7	57.4	71.8	-	-
11/12/19 8:00	11	70.0	69.9	55.2	70.0	-	-
11/12/19 9:00	8	72.4	72.2	56.4	72.4	-	-
11/12/19 10:00	9	68.6	68.4	56.7	68.6	-	-
11/12/19 11:00	9	74.3	74.2	58.5	74.3	-	-
11/12/19 12:00	5	65.9	65.4	55.7	65.9	-	-
11/12/19 13:00	5	69.0	68.8	55.1	69.0	-	-
11/12/19 14:00	10	67.8	67.3	58.4	67.8	-	-
11/12/19 15:00	4	72.2	72.1	57.8	72.2	-	-
11/12/19 16:00	11	74.5	74.5	57.7	74.5	-	-
11/12/19 17:00	9	70.6	70.4	56.9	70.6	-	-
11/12/19 18:00	12	70.8	70.7	57.4	70.8	-	-
11/12/19 19:00	6	74.4	74.2	60.9	-	74.4	-
11/12/19 20:00	7	77.6	77.6	60.8	-	77.6	-
11/12/19 21:00	3	67.1	65.4	62.2	-	67.1	-
11/12/19 22:00	19	74.8	74.7	60.1	-	74.8	-
11/12/19 23:00	2	84.7	84.7	61.9	-	-	84.7
12/12/19 0:00	4	71.2	71.0	58.3	-	-	71.2
12/12/19 1:00	-	56.8	-	56.8	-	-	56.8
12/12/19 2:00	-	58.4	-	58.4	-	-	58.4
12/12/19 3:00	-	57.6	-	57.6	-	-	57.6
12/12/19 4:00	-	58.8	-	58.8	-	-	58.8
12/12/19 5:00	-	62.1	-	62.1	-	-	62.1
12/12/19 6:00	5	79.9	79.7	66.9	-	-	79.9
	144	**74.6**	**74.5**	**59.7**	**71.3**	**74.8**	**77.1**

Location: DVOR NMT # 2

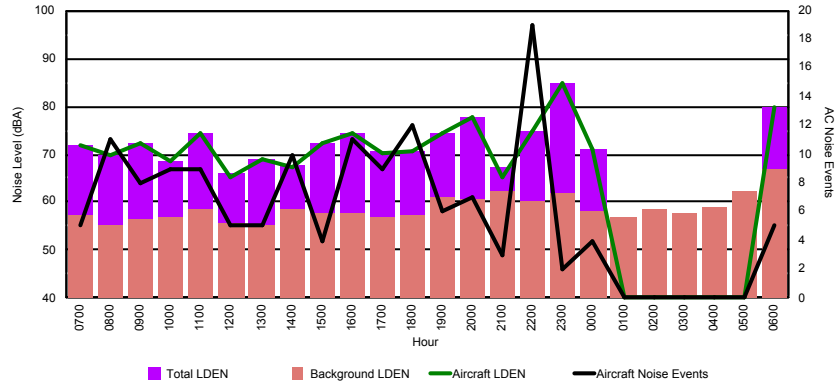

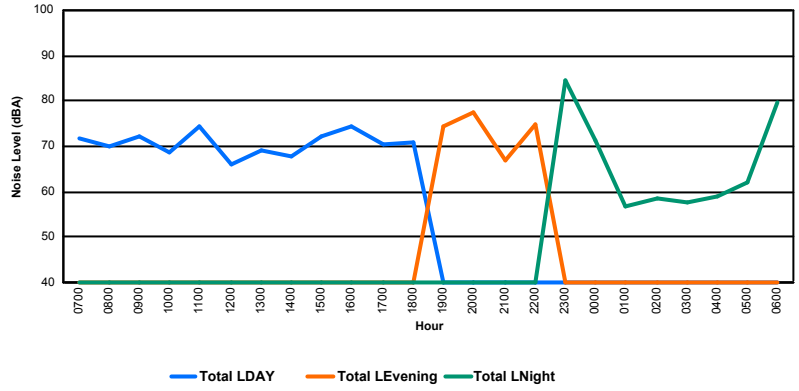

LE GOUVERNEMENT
DU GRAND-DUCHÉ DE LUXEMBOURG
Administration de la navigation aérienne

Luxembourg Airport

Noise Distribution by Hour

Between 11/12/2019 00:00:00 and 11/12/2019 23:59:59 (Local Time)

Day	Aircraft Events	Total LDEN dB (A)	Aircraft LDEN dB(A)	Background LDEN dB(A)	Total LDay dB(A)	Total LEvening dB(A)	Total LNight dB (A)
11/12/19 7:00	7	77.5	69.8	76.7	77.5	-	-
11/12/19 8:00	3	67.1	65.8	61.1	67.1	-	-
11/12/19 9:00	5	72.8	69.7	69.8	72.8	-	-
11/12/19 10:00	6	67.3	64.5	64.1	67.3	-	-
11/12/19 11:00	10	76.8	66.7	76.4	76.8	-	-
11/12/19 12:00	7	65.6	64.7	58.3	65.6	-	-
11/12/19 13:00	7	68.7	67.0	64.0	68.7	-	-
11/12/19 14:00	15	72.8	72.6	61.3	72.8	-	-
11/12/19 15:00	12	70.6	69.4	64.8	70.6	-	-
11/12/19 16:00	13	70.1	69.3	62.7	70.1	-	-
11/12/19 17:00	17	72.5	72.2	62.1	72.5	-	-
11/12/19 18:00	19	71.0	70.0	64.2	71.0	-	-
11/12/19 19:00	10	76.2	75.3	69.5	-	76.2	-
11/12/19 20:00	9	75.6	71.9	72.9	-	75.6	-
11/12/19 21:00	4	76.4	74.1	72.5	-	76.4	-
11/12/19 22:00	11	74.6	74.1	64.9	-	74.6	-
11/12/19 23:00	3	72.4	71.8	63.7	-	-	72.4
12/12/19 0:00	2	67.1	66.3	59.5	-	-	67.1
12/12/19 1:00	-	59.0	-	59.1	-	-	59.0
12/12/19 2:00	-	58.2	-	58.2	-	-	58.2
12/12/19 3:00	-	61.9	-	62.0	-	-	61.9
12/12/19 4:00	-	59.4	-	59.4	-	-	59.4
12/12/19 5:00	-	61.6	-	61.7	-	-	61.6
12/12/19 6:00	15	84.6	84.5	68.9	-	-	84.6
	175	**74.5**	**73.2**	**68.8**	**72.5**	**75.8**	**76.0**

Location: Mid Runway NMT # 3

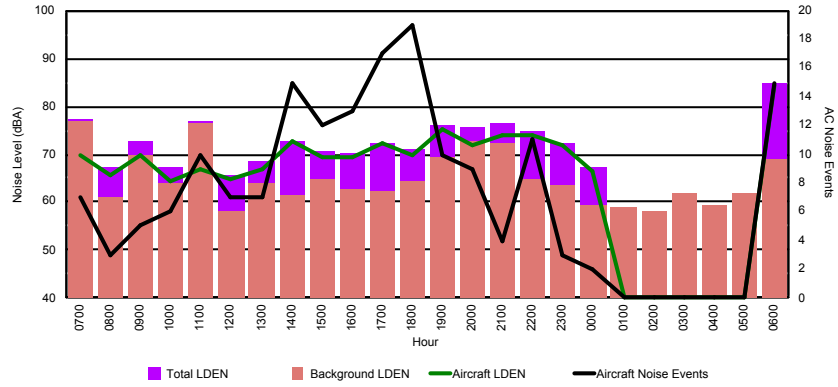

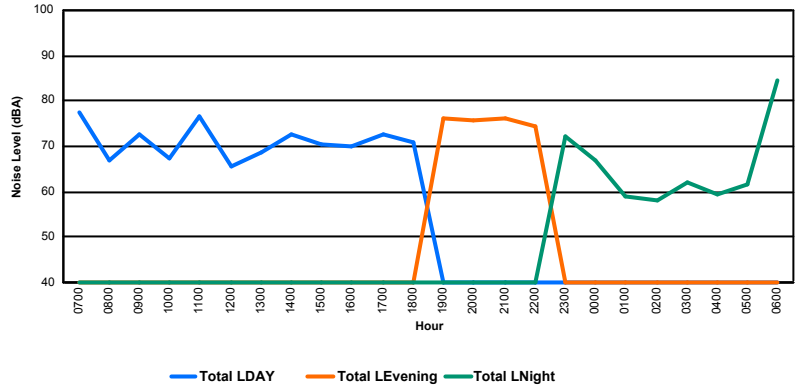

LE GOUVERNEMENT
DU GRAND-DUCHÉ DE LUXEMBOURG
Administration de la navigation aérienne

Luxembourg Airport

Noise Distribution by Hour

Between 11/12/2019 00:00:00 and 11/12/2019 23:59:59 (Local Time)

Day	Aircraft Events	Total LDEN dB (A)	Aircraft LDEN dB(A)	Background LDEN dB(A)	Total LDay dB(A)	Total LEvening dB(A)	Total LNight dB (A)
11/12/19 7:00	6	65.5	61.4	67.0	65.5	-	-
11/12/19 8:00	2	64.5	53.6	66.6	64.5	-	-
11/12/19 9:00	5	70.3	69.5	65.5	70.3	-	-
11/12/19 10:00	7	64.6	58.6	65.1	64.6	-	-
11/12/19 11:00	10	66.6	63.8	65.7	66.6	-	-
11/12/19 12:00	9	65.0	59.5	65.4	65.0	-	-
11/12/19 13:00	4	64.8	58.5	65.0	64.8	-	-
11/12/19 14:00	10	68.3	66.6	64.1	68.3	-	-
11/12/19 15:00	10	69.6	68.7	63.1	69.6	-	-
11/12/19 16:00	7	68.4	67.4	61.9	68.4	-	-
11/12/19 17:00	12	68.8	68.1	60.8	68.8	-	-
11/12/19 18:00	13	64.6	62.9	60.3	64.6	-	-
11/12/19 19:00	7	73.7	73.0	65.4	-	73.7	-
11/12/19 20:00	6	69.1	67.2	64.7	-	69.1	-
11/12/19 21:00	6	72.9	72.3	64.5	-	72.9	-
11/12/19 22:00	2	71.1	70.0	64.6	-	71.1	-
11/12/19 23:00	1	68.7	57.4	68.4	-	-	68.7
12/12/19 0:00	-	66.5	-	67.8	-	-	66.5
12/12/19 1:00	-	65.3	-	66.4	-	-	65.3
12/12/19 2:00	-	65.4	-	66.3	-	-	65.4
12/12/19 3:00	-	65.9	-	66.4	-	-	65.9
12/12/19 4:00	-	67.1	-	67.9	-	-	67.1
12/12/19 5:00	-	69.1	-	70.8	-	-	69.1
12/12/19 6:00	9	77.2	76.2	73.3	-	-	77.2
	126	**69.5**	**67.5**	**66.7**	**67.3**	**72.0**	**70.4**

Location: NDB-Hamm NMT # 4

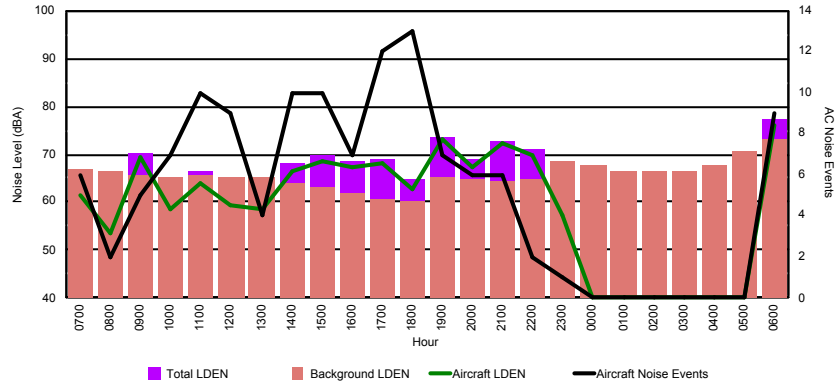

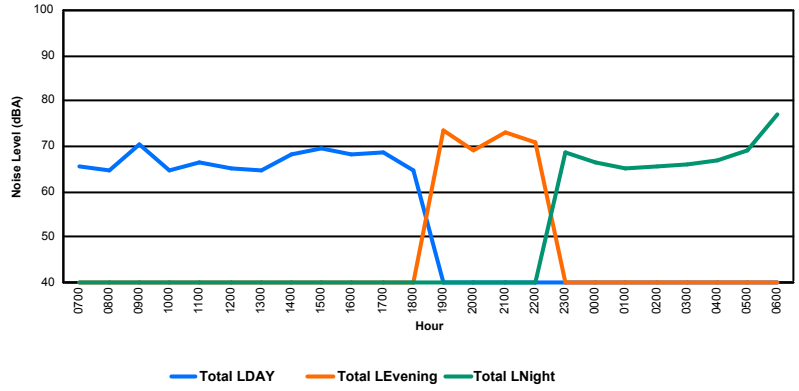

LE GOUVERNEMENT
DU GRAND-DUCHÉ DE LUXEMBOURG
Administration de la navigation aérienne

Luxembourg Airport

Noise Distribution by Hour

Between 12/12/2019 00:00:00 and 12/12/2019 23:59:59 (Local Time)

Day	Aircraft Events	Total LDEN dB (A)	Aircraft LDEN dB(A)	Background LDEN dB(A)	Total LDay dB(A)	Total LEvening dB(A)	Total LNight dB (A)
12/12/19 7:00	1	53.3	51.5	48.6	53.3	-	-
12/12/19 8:00	5	57.6	57.0	48.8	57.6	-	-
12/12/19 9:00	8	55.7	53.6	51.8	55.7	-	-
12/12/19 10:00	10	60.0	59.1	53.0	60.0	-	-
12/12/19 11:00	9	63.0	62.6	53.3	63.0	-	-
12/12/19 12:00	9	61.7	61.0	54.1	61.7	-	-
12/12/19 13:00	9	59.3	57.5	55.0	59.3	-	-
12/12/19 14:00	15	61.4	60.6	53.7	61.4	-	-
12/12/19 15:00	5	57.9	56.6	52.0	57.9	-	-
12/12/19 16:00	6	57.5	56.4	51.1	57.5	-	-
12/12/19 17:00	8	59.6	59.0	51.2	59.6	-	-
12/12/19 18:00	8	58.1	56.8	52.6	58.1	-	-
12/12/19 19:00	9	65.2	63.7	60.2	-	65.2	-
12/12/19 20:00	4	63.6	61.7	59.1	-	63.6	-
12/12/19 21:00	5	61.8	58.2	59.5	-	61.8	-
12/12/19 22:00	8	62.1	58.8	59.7	-	62.1	-
12/12/19 23:00	3	64.1	61.6	60.5	-	-	64.1
13/12/19 0:00	-	60.8	-	61.0	-	-	60.8
13/12/19 1:00	-	62.6	-	63.0	-	-	62.6
13/12/19 2:00	-	60.6	-	60.8	-	-	60.6
13/12/19 3:00	-	61.9	-	62.0	-	-	61.9
13/12/19 4:00	-	62.4	-	62.5	-	-	62.4
13/12/19 5:00	-	63.8	-	63.9	-	-	63.8
13/12/19 6:00	-	64.7	-	64.9	-	-	64.7
	122	**61.6**	**58.1**	**59.3**	**59.5**	**63.4**	**62.8**

Location: Roodt/Syr NMT # 1

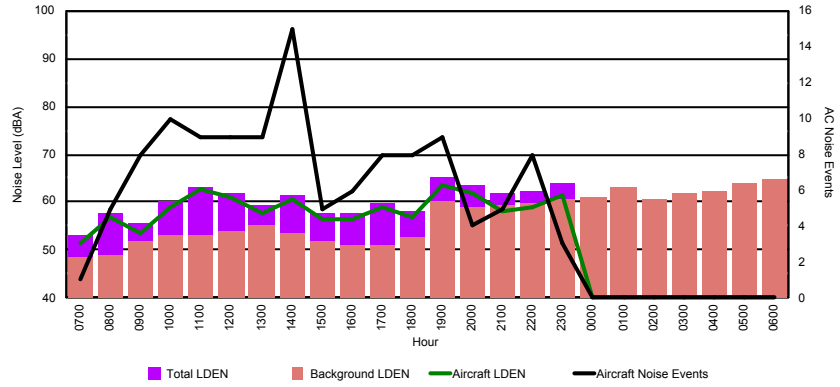

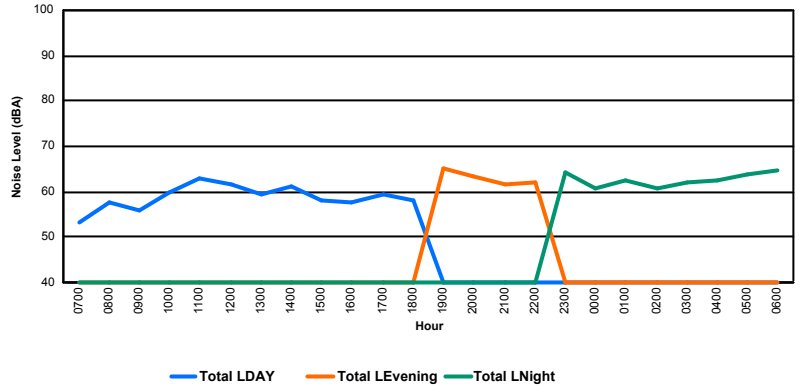

LE GOUVERNEMENT
DU GRAND-DUCHÉ DE LUXEMBOURG
Administration de la navigation aérienne

Luxembourg Airport

Noise Distribution by Hour

Between 12/12/2019 00:00:00 and 12/12/2019 23:59:59 (Local Time)

Day	Aircraft Events	Total LDEN dB (A)	Aircraft LDEN dB(A)	Background LDEN dB(A)	Total LDay dB(A)	Total LEvening dB(A)	Total LNight dB (A)
12/12/19 7:00	2	65.5	65.0	56.0	65.5	-	-
12/12/19 8:00	7	73.1	73.0	56.7	73.1	-	-
12/12/19 9:00	9	68.0	67.7	55.8	68.0	-	-
12/12/19 10:00	9	72.1	72.0	57.5	72.1	-	-
12/12/19 11:00	13	75.9	75.9	58.2	75.9	-	-
12/12/19 12:00	10	75.1	75.1	57.7	75.1	-	-
12/12/19 13:00	12	69.2	68.8	58.1	69.2	-	-
12/12/19 14:00	20	73.0	72.8	59.7	73.0	-	-
12/12/19 15:00	7	71.6	71.4	57.8	71.6	-	-
12/12/19 16:00	7	69.9	69.6	58.0	69.9	-	-
12/12/19 17:00	8	71.7	71.4	59.2	71.7	-	-
12/12/19 18:00	9	70.1	69.8	58.6	70.1	-	-
12/12/19 19:00	9	76.0	75.7	62.8	-	76.0	-
12/12/19 20:00	4	73.5	73.3	61.1	-	73.5	-
12/12/19 21:00	5	71.3	71.0	60.5	-	71.3	-
12/12/19 22:00	8	71.8	71.4	61.5	-	71.8	-
12/12/19 23:00	4	74.0	73.6	64.2	-	-	74.0
13/12/19 0:00	-	60.3	-	60.4	-	-	60.3
13/12/19 1:00	-	58.1	-	58.1	-	-	58.1
13/12/19 2:00	-	57.3	-	57.3	-	-	57.3
13/12/19 3:00	-	59.2	-	59.2	-	-	59.2
13/12/19 4:00	-	62.8	-	62.8	-	-	62.8
13/12/19 5:00	-	66.6	-	67.0	-	-	66.6
13/12/19 6:00	5	69.4	60.0	70.6	-	-	69.4
	148	**71.4**	**70.9**	**61.9**	**72.1**	**73.6**	**67.3**

Location: DVOR NMT # 2

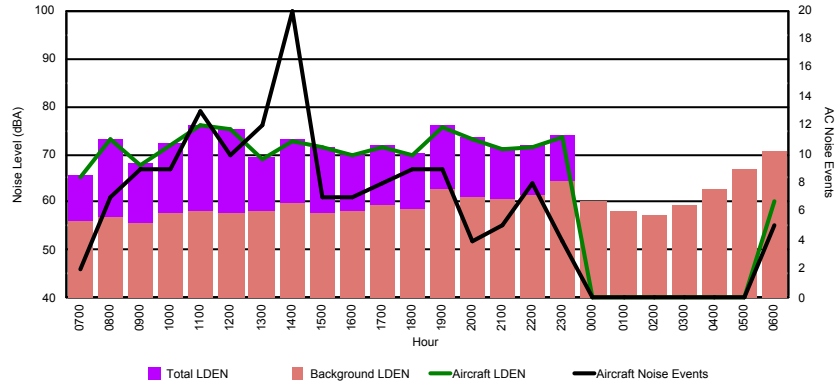

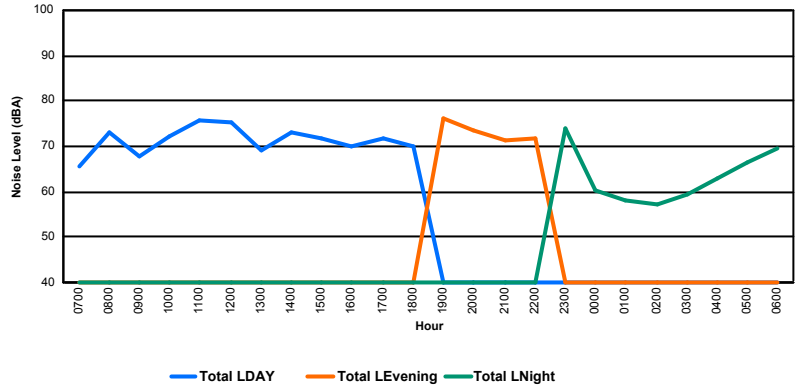

LE GOUVERNEMENT
DU GRAND-DUCHÉ DE LUXEMBOURG
Administration de la navigation aérienne

Luxembourg Airport

Noise Distribution by Hour

Between 12/12/2019 00:00:00 and 12/12/2019 23:59:59 (Local Time)

Day	Aircraft Events	Total LDEN dB (A)	Aircraft LDEN dB(A)	Background LDEN dB(A)	Total LDay dB(A)	Total LEvening dB(A)	Total LNight dB (A)
12/12/19 7:00	7	66.8	66.2	58.6	66.8	-	-
12/12/19 8:00	9	70.1	69.8	59.3	70.1	-	-
12/12/19 9:00	13	71.7	71.5	58.0	71.7	-	-
12/12/19 10:00	14	70.3	68.8	65.0	70.3	-	-
12/12/19 11:00	19	72.2	69.5	68.9	72.2	-	-
12/12/19 12:00	12	75.3	69.2	74.2	75.3	-	-
12/12/19 13:00	10	64.6	63.8	57.0	64.6	-	-
12/12/19 14:00	19	71.3	70.7	62.5	71.3	-	-
12/12/19 15:00	16	71.9	70.3	66.6	71.9	-	-
12/12/19 16:00	10	68.0	64.7	65.3	68.0	-	-
12/12/19 17:00	15	72.2	71.2	65.2	72.2	-	-
12/12/19 18:00	13	69.8	69.0	62.7	69.8	-	-
12/12/19 19:00	11	76.8	76.0	69.3	-	76.8	-
12/12/19 20:00	9	78.3	77.9	67.7	-	78.3	-
12/12/19 21:00	2	72.6	69.7	69.5	-	72.6	-
12/12/19 22:00	8	76.9	75.9	70.1	-	76.9	-
12/12/19 23:00	2	80.7	80.5	67.6	-	-	80.7
13/12/19 0:00	1	79.7	79.6	62.1	-	-	79.7
13/12/19 1:00	-	59.1	-	59.1	-	-	59.1
13/12/19 2:00	-	60.2	-	60.2	-	-	60.2
13/12/19 3:00	-	58.5	-	58.5	-	-	58.5
13/12/19 4:00	-	69.2	-	69.3	-	-	69.2
13/12/19 5:00	-	65.6	-	65.8	-	-	65.6
13/12/19 6:00	7	76.4	76.0	65.9	-	-	76.4
	197	**74.0**	**73.1**	**66.8**	**71.1**	**76.6**	**75.3**

Location: Mid Runway NMT # 3

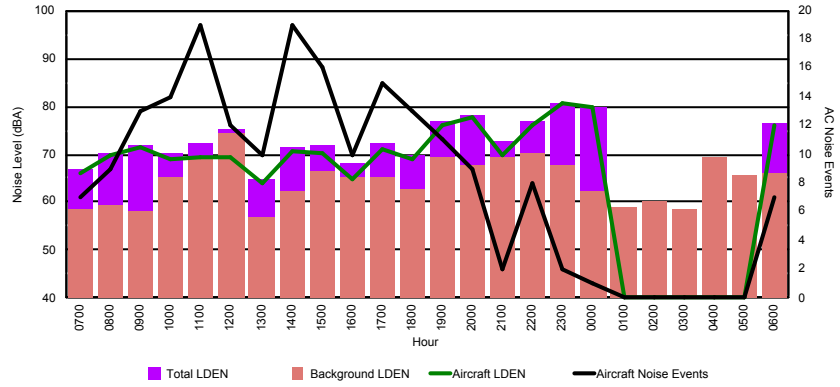

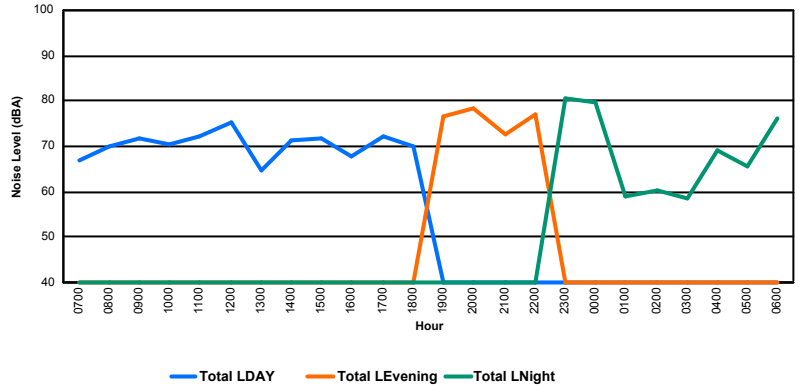

LE GOUVERNEMENT
DU GRAND-DUCHÉ DE LUXEMBOURG
Administration de la navigation aérienne

Luxembourg Airport
Noise Distribution by Hour

Between 12/12/2019 00:00:00 and 12/12/2019 23:59:59 (Local Time)

Day	Aircraft Events	Total LDEN dB (A)	Aircraft LDEN dB(A)	Background LDEN dB(A)	Total LDay dB(A)	Total LEvening dB(A)	Total LNight dB (A)
12/12/19 7:00	7	62.9	57.9	66.8	62.9	-	-
12/12/19 8:00	9	68.4	67.5	68.6	68.4	-	-
12/12/19 9:00	5	68.5	67.2	63.0	68.5	-	-
12/12/19 10:00	8	67.5	66.2	62.1	67.5	-	-
12/12/19 11:00	14	64.8	61.9	62.2	64.8	-	-
12/12/19 12:00	7	69.6	68.7	62.5	69.6	-	-
12/12/19 13:00	8	64.0	57.8	63.3	64.0	-	-
12/12/19 14:00	24	68.5	67.2	64.4	68.5	-	-
12/12/19 15:00	14	68.9	67.7	64.0	68.9	-	-
12/12/19 16:00	14	64.9	61.3	63.3	64.9	-	-
12/12/19 17:00	15	71.2	70.7	63.1	71.2	-	-
12/12/19 18:00	10	64.7	60.3	63.3	64.7	-	-
12/12/19 19:00	11	73.9	72.8	68.2	-	73.9	-
12/12/19 20:00	10	76.5	76.0	66.9	-	76.5	-
12/12/19 21:00	3	69.1	66.3	66.0	-	69.1	-
12/12/19 22:00	4	73.8	73.1	66.5	-	73.8	-
12/12/19 23:00	2	80.4	80.1	70.0	-	-	80.4
13/12/19 0:00	1	75.3	74.3	69.5	-	-	75.3
13/12/19 1:00	-	65.9	-	67.0	-	-	65.9
13/12/19 2:00	-	65.1	-	66.1	-	-	65.1
13/12/19 3:00	-	66.4	-	67.0	-	-	66.4
13/12/19 4:00	-	68.9	-	70.2	-	-	68.9
13/12/19 5:00	-	72.5	-	75.2	-	-	72.5
13/12/19 6:00	10	75.4	71.9	77.1	-	-	75.4
	176	**72.1**	**70.7**	**68.8**	**67.7**	**74.0**	**74.3**

Location: NDB-Hamm NMT # 4

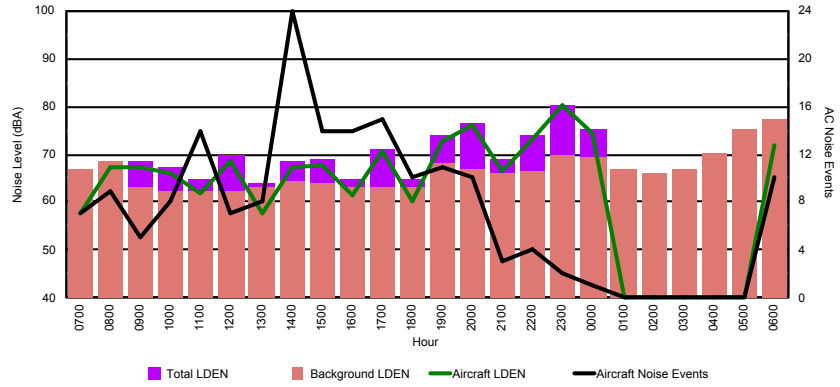

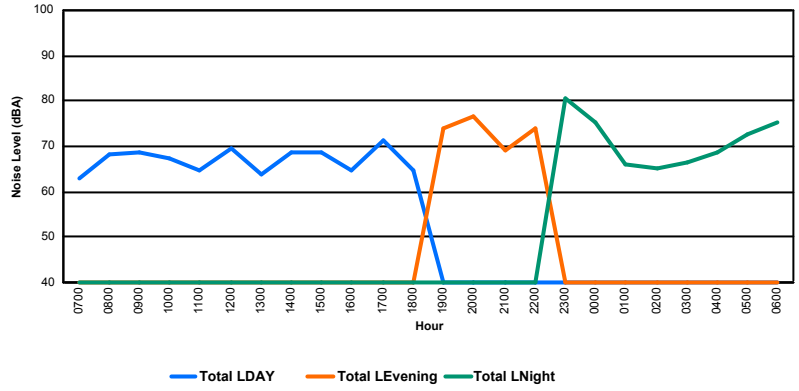

LE GOUVERNEMENT
DU GRAND-DUCHÉ DE LUXEMBOURG
Administration de la navigation aérienne

Luxembourg Airport

Noise Distribution by Hour

Between 13/12/2019 00:00:00 and 13/12/2019 23:59:59 (Local Time)

Day	Aircraft Events	Total LDEN dB (A)	Aircraft LDEN dB(A)	Background LDEN dB(A)	Total LDay dB(A)	Total LEvening dB(A)	Total LNight dB (A)
13/12/19 7:00	-	52.3	-	52.5	52.3	-	-
13/12/19 8:00	7	60.4	59.9	50.8	60.4	-	-
13/12/19 9:00	7	58.2	56.0	54.5	58.2	-	-
13/12/19 10:00	12	59.6	57.2	56.1	59.6	-	-
13/12/19 11:00	4	61.5	59.6	57.2	61.5	-	-
13/12/19 12:00	3	58.8	52.5	57.8	58.8	-	-
13/12/19 13:00	6	62.4	60.1	59.0	62.4	-	-
13/12/19 14:00	6	59.7	55.4	57.9	59.7	-	-
13/12/19 15:00	5	57.7	54.5	55.1	57.7	-	-
13/12/19 16:00	8	60.9	59.7	55.2	60.9	-	-
13/12/19 17:00	9	62.5	61.9	54.1	62.5	-	-
13/12/19 18:00	10	61.6	60.8	53.9	61.6	-	-
13/12/19 19:00	4	60.7	58.8	56.3	-	60.7	-
13/12/19 20:00	6	64.7	64.2	57.4	-	64.7	-
13/12/19 21:00	6	63.5	62.0	56.4	-	63.5	-
13/12/19 22:00	13	63.4	62.0	58.2	-	63.4	-
13/12/19 23:00	1	66.1	65.2	58.9	-	-	66.1
14/12/19 0:00	-	61.1	-	61.3	-	-	61.1
14/12/19 1:00	1	63.1	59.2	61.1	-	-	63.1
14/12/19 2:00	-	64.6	-	65.1	-	-	64.6
14/12/19 3:00	1	69.8	68.2	64.8	-	-	69.8
14/12/19 4:00	-	61.6	-	61.7	-	-	61.6
14/12/19 5:00	-	62.2	-	62.3	-	-	62.2
14/12/19 6:00	-	67.0	-	67.2	-	-	67.0
	109	**63.1**	**60.3**	**60.2**	**60.3**	**63.3**	**65.4**

Location: Roodt/Syr NMT # 1

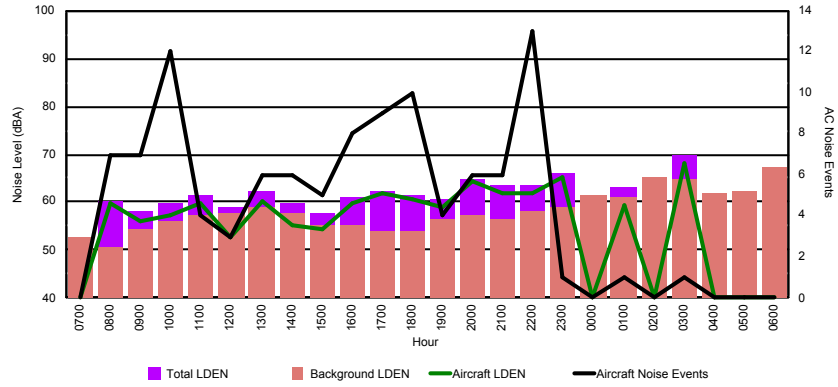

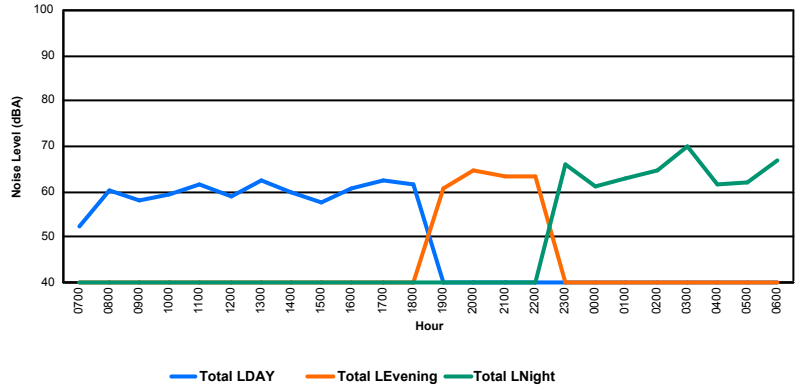

LE GOUVERNEMENT
DU GRAND-DUCHÉ DE LUXEMBOURG
Administration de la navigation aérienne

Luxembourg Airport

Noise Distribution by Hour

Between 13/12/2019 00:00:00 and 13/12/2019 23:59:59 (Local Time)

Day	Aircraft Events	Total LDEN dB (A)	Aircraft LDEN dB(A)	Background LDEN dB(A)	Total LDay dB(A)	Total LEvening dB(A)	Total LNight dB (A)
13/12/19 7:00	3	58.9	48.7	59.9	58.9	-	-
13/12/19 8:00	10	77.1	77.1	57.8	77.1	-	-
13/12/19 9:00	7	70.7	70.4	60.1	70.7	-	-
13/12/19 10:00	14	70.7	70.3	60.1	70.7	-	-
13/12/19 11:00	4	72.8	72.5	61.5	72.8	-	-
13/12/19 12:00	3	66.2	64.5	61.7	66.2	-	-
13/12/19 13:00	8	72.8	72.4	62.9	72.8	-	-
13/12/19 14:00	10	69.0	68.3	60.7	69.0	-	-
13/12/19 15:00	7	68.1	67.4	60.1	68.1	-	-
13/12/19 16:00	12	73.8	73.6	60.7	73.8	-	-
13/12/19 17:00	13	76.0	75.8	61.9	76.0	-	-
13/12/19 18:00	17	76.8	76.6	60.8	76.8	-	-
13/12/19 19:00	4	73.1	72.7	62.9	-	73.1	-
13/12/19 20:00	6	74.3	74.1	60.8	-	74.3	-
13/12/19 21:00	8	78.3	78.2	61.8	-	78.3	-
13/12/19 22:00	13	74.6	74.4	61.7	-	74.6	-
13/12/19 23:00	1	77.6	77.4	63.8	-	-	77.6
14/12/19 0:00	-	62.4	-	62.6	-	-	62.4
14/12/19 1:00	1	72.2	71.8	62.5	-	-	72.2
14/12/19 2:00	-	64.0	-	64.5	-	-	64.0
14/12/19 3:00	1	80.1	79.9	65.0	-	-	80.1
14/12/19 4:00	-	61.1	-	61.1	-	-	61.1
14/12/19 5:00	-	65.7	-	65.9	-	-	65.7
14/12/19 6:00	2	73.1	57.0	73.7	-	-	73.1
	144	**73.9**	**73.5**	**64.1**	**73.1**	**75.6**	**74.1**

Location: DVOR NMT # 2

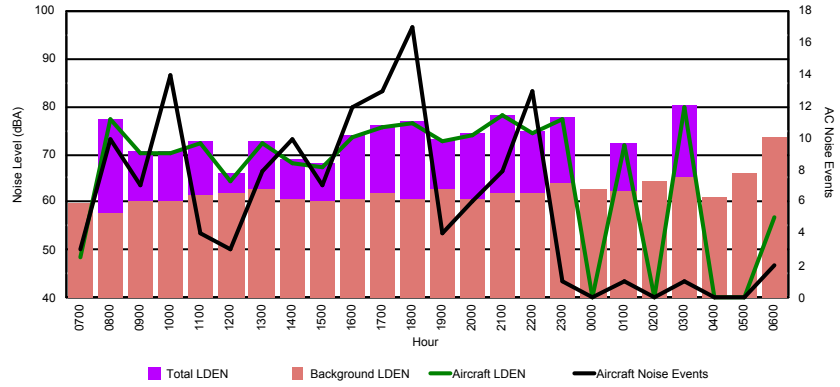

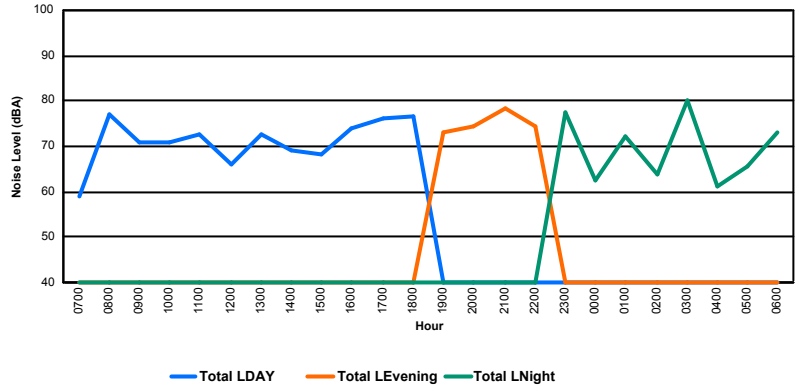

LE GOUVERNEMENT
DU GRAND-DUCHÉ DE LUXEMBOURG
Administration de la navigation aérienne

Luxembourg Airport

Noise Distribution by Hour

Between 13/12/2019 00:00:00 and 13/12/2019 23:59:59 (Local Time)

Day	Aircraft Events	Total LDEN dB (A)	Aircraft LDEN dB(A)	Background LDEN dB(A)	Total LDay dB(A)	Total LEvening dB(A)	Total LNight dB (A)
13/12/19 7:00	9	71.4	71.3	55.5	71.4	-	-
13/12/19 8:00	8	70.6	69.5	64.0	70.6	-	-
13/12/19 9:00	10	66.0	65.0	59.9	66.0	-	-
13/12/19 10:00	5	66.4	64.0	63.1	66.4	-	-
13/12/19 11:00	17	71.0	70.2	63.9	71.0	-	-
13/12/19 12:00	6	65.8	64.1	61.3	65.8	-	-
13/12/19 13:00	7	71.5	68.1	68.9	71.5	-	-
13/12/19 14:00	21	71.5	71.1	62.4	71.5	-	-
13/12/19 15:00	14	72.0	71.6	61.8	72.0	-	-
13/12/19 16:00	14	73.4	72.7	65.6	73.4	-	-
13/12/19 17:00	12	75.4	74.6	68.1	75.4	-	-
13/12/19 18:00	18	77.0	76.7	65.5	77.0	-	-
13/12/19 19:00	15	77.8	77.6	65.4	-	77.8	-
13/12/19 20:00	10	75.6	74.5	69.2	-	75.6	-
13/12/19 21:00	10	76.6	75.3	71.0	-	76.6	-
13/12/19 22:00	6	71.7	69.2	68.3	-	71.7	-
13/12/19 23:00	2	79.2	79.1	63.6	-	-	79.2
14/12/19 0:00	-	58.6	-	58.7	-	-	58.6
14/12/19 1:00	-	62.9	-	62.9	-	-	62.9
14/12/19 2:00	-	58.5	-	58.5	-	-	58.5
14/12/19 3:00	1	83.1	83.0	61.4	-	-	83.1
14/12/19 4:00	-	59.2	-	59.2	-	-	59.2
14/12/19 5:00	-	65.7	-	66.0	-	-	65.7
14/12/19 6:00	8	79.8	78.5	75.2	-	-	79.8
	193	**74.9**	**74.3**	**66.6**	**72.2**	**75.9**	**76.9**

Location: Mid Runway NMT # 3

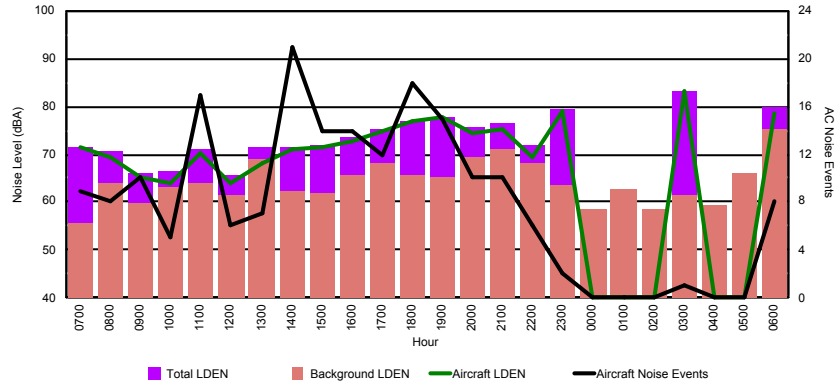

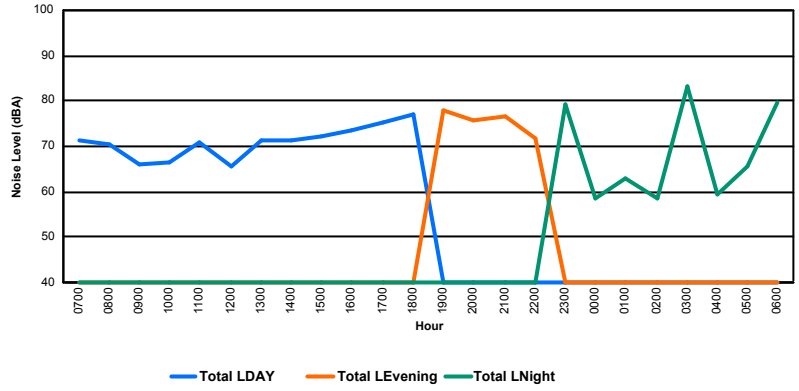

LE GOUVERNEMENT
DU GRAND-DUCHÉ DE LUXEMBOURG
Administration de la navigation aérienne

Luxembourg Airport

Noise Distribution by Hour

Between 13/12/2019 00:00:00 and 13/12/2019 23:59:59 (Local Time)

Day	Aircraft Events	Total LDEN dB (A)	Aircraft LDEN dB(A)	Background LDEN dB(A)	Total LDay dB(A)	Total LEvening dB(A)	Total LNight dB (A)
13/12/19 7:00	12	68.3	67.0	72.1	68.3	-	-
13/12/19 8:00	3	67.8	66.1	66.2	67.8	-	-
13/12/19 9:00	3	63.3	56.8	62.4	63.3	-	-
13/12/19 10:00	3	64.1	59.0	62.8	64.1	-	-
13/12/19 11:00	13	66.6	64.6	63.1	66.6	-	-
13/12/19 12:00	5	64.0	54.8	64.1	64.0	-	-
13/12/19 13:00	5	71.3	70.6	63.9	71.3	-	-
13/12/19 14:00	10	64.1	60.2	62.2	64.1	-	-
13/12/19 15:00	8	67.5	66.7	60.4	67.5	-	-
13/12/19 16:00	7	66.6	64.4	63.0	66.6	-	-
13/12/19 17:00	7	70.1	69.7	60.6	70.1	-	-
13/12/19 18:00	8	64.0	62.0	60.0	64.0	-	-
13/12/19 19:00	11	73.3	72.7	64.8	-	73.3	-
13/12/19 20:00	6	70.4	69.5	62.8	-	70.4	-
13/12/19 21:00	6	73.6	73.3	63.0	-	73.6	-
13/12/19 22:00	2	64.4	58.3	63.3	-	64.4	-
13/12/19 23:00	2	77.9	77.5	68.2	-	-	77.9
14/12/19 0:00	-	68.5	-	70.8	-	-	68.5
14/12/19 1:00	-	67.7	-	69.7	-	-	67.7
14/12/19 2:00	-	67.3	-	68.9	-	-	67.3
14/12/19 3:00	-	67.0	-	67.7	-	-	67.0
14/12/19 4:00	-	66.3	-	66.7	-	-	66.3
14/12/19 5:00	-	67.3	-	68.0	-	-	67.3
14/12/19 6:00	7	78.3	75.3	75.7	-	-	78.3
	118	**70.7**	**68.8**	**67.6**	**67.2**	**71.6**	**73.1**

Location: NDB-Hamm NMT # 4

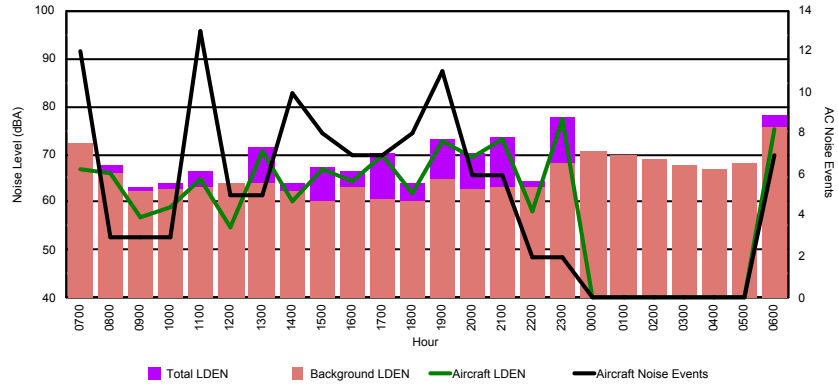

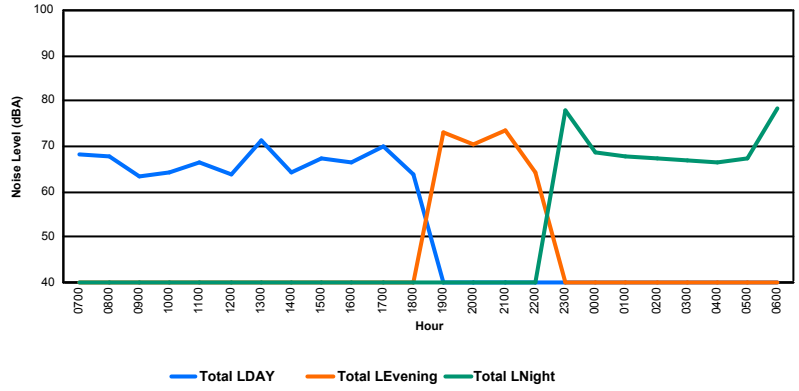

LE GOUVERNEMENT
DU GRAND-DUCHÉ DE LUXEMBOURG
Administration de la navigation aérienne

Luxembourg Airport

Noise Distribution by Hour

Between 14/12/2019 00:00:00 and 14/12/2019 23:59:59 (Local Time)

Day	Aircraft Events	Total LDEN dB (A)	Aircraft LDEN dB(A)	Background LDEN dB(A)	Total LDay dB(A)	Total LEvening dB(A)	Total LNight dB (A)
14/12/19 7:00	4	58.1	56.1	54.3	58.1	-	-
14/12/19 8:00	3	60.0	59.3	50.5	60.0	-	-
14/12/19 9:00	8	64.2	63.8	53.0	64.2	-	-
14/12/19 10:00	11	62.5	61.5	55.6	62.5	-	-
14/12/19 11:00	2	59.1	54.1	57.8	59.1	-	-
14/12/19 12:00	6	59.7	55.8	57.6	59.7	-	-
14/12/19 13:00	9	65.9	65.1	59.0	65.9	-	-
14/12/19 14:00	8	64.8	61.7	62.5	64.8	-	-
14/12/19 15:00	3	62.0	56.3	60.9	62.0	-	-
14/12/19 16:00	4	63.8	58.9	62.4	63.8	-	-
14/12/19 17:00	2	60.9	57.9	58.0	60.9	-	-
14/12/19 18:00	3	57.4	52.5	55.8	57.4	-	-
14/12/19 19:00	2	63.4	61.7	58.6	-	63.4	-
14/12/19 20:00	4	60.9	59.6	55.2	-	60.9	-
14/12/19 21:00	4	63.8	63.4	53.7	-	63.8	-
14/12/19 22:00	6	63.7	63.4	52.9	-	63.7	-
14/12/19 23:00	2	67.3	67.1	55.5	-	-	67.3
15/12/19 0:00	-	56.4	-	56.5	-	-	56.4
15/12/19 1:00	-	62.4	-	62.6	-	-	62.4
15/12/19 2:00	-	62.2	-	62.5	-	-	62.2
15/12/19 3:00	-	61.9	-	62.0	-	-	61.9
15/12/19 4:00	-	66.0	-	66.3	-	-	66.0
15/12/19 5:00	-	67.2	-	67.4	-	-	67.2
15/12/19 6:00	-	68.5	-	68.9	-	-	68.5
	81	**63.7**	**60.1**	**61.5**	**62.3**	**63.1**	**65.3**

Location: Roodt/Syr NMT # 1

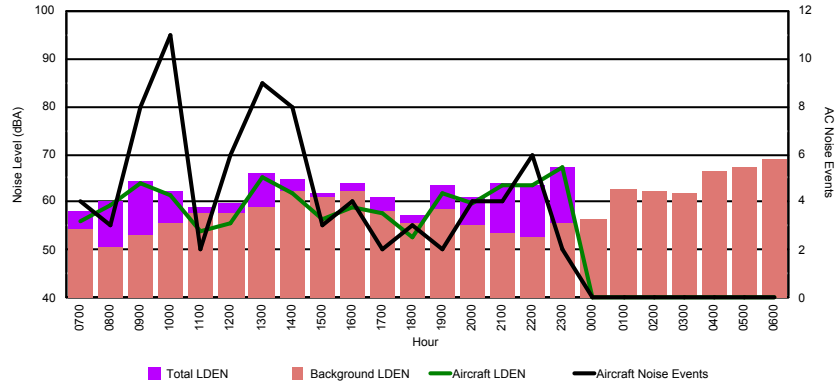

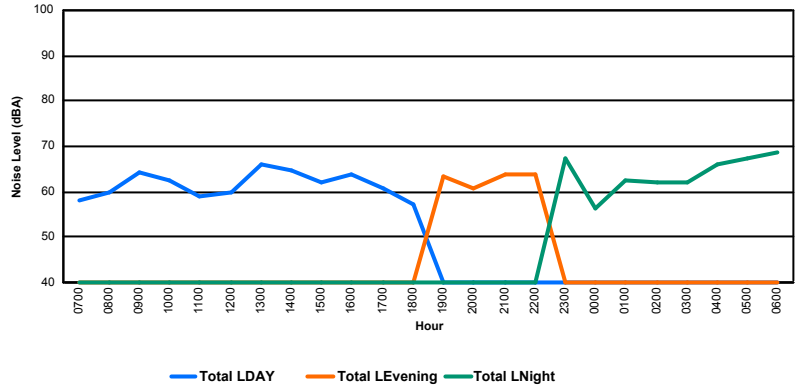

LE GOUVERNEMENT
DU GRAND-DUCHÉ DE LUXEMBOURG
Administration de la navigation aérienne

Luxembourg Airport

Noise Distribution by Hour

Between 14/12/2019 00:00:00 and 14/12/2019 23:59:59 (Local Time)

Day	Aircraft Events	Total LDEN dB (A)	Aircraft LDEN dB(A)	Background LDEN dB(A)	Total LDay dB(A)	Total LEvening dB(A)	Total LNight dB (A)
14/12/19 7:00	11	67.5	66.5	61.2	67.5	-	-
14/12/19 8:00	4	73.5	73.4	56.5	73.5	-	-
14/12/19 9:00	9	77.3	77.2	59.0	77.3	-	-
14/12/19 10:00	14	75.9	75.8	59.9	75.9	-	-
14/12/19 11:00	3	66.6	65.4	60.6	66.6	-	-
14/12/19 12:00	10	68.7	67.9	61.4	68.7	-	-
14/12/19 13:00	9	75.4	75.2	60.8	75.4	-	-
14/12/19 14:00	10	74.7	74.0	66.8	74.7	-	-
14/12/19 15:00	4	69.2	68.6	60.8	69.2	-	-
14/12/19 16:00	8	73.0	72.8	61.2	73.0	-	-
14/12/19 17:00	2	70.8	70.6	58.1	70.8	-	-
14/12/19 18:00	3	65.2	64.2	58.6	65.2	-	-
14/12/19 19:00	5	77.3	77.2	61.2	-	77.3	-
14/12/19 20:00	4	74.0	73.7	61.0	-	74.0	-
14/12/19 21:00	6	81.5	81.5	60.3	-	81.5	-
14/12/19 22:00	8	76.1	76.0	58.8	-	76.1	-
14/12/19 23:00	3	81.5	81.4	66.0	-	-	81.5
15/12/19 0:00	-	61.7	-	62.0	-	-	61.7
15/12/19 1:00	-	61.3	-	61.3	-	-	61.3
15/12/19 2:00	-	59.6	-	59.6	-	-	59.6
15/12/19 3:00	-	60.1	-	60.1	-	-	60.1
15/12/19 4:00	-	63.8	-	63.8	-	-	63.8
15/12/19 5:00	-	67.6	-	68.1	-	-	67.6
15/12/19 6:00	5	68.8	60.5	68.8	-	-	68.8
	118	**74.4**	**74.1**	**62.8**	**73.0**	**78.1**	**73.1**

Location: DVOR NMT # 2

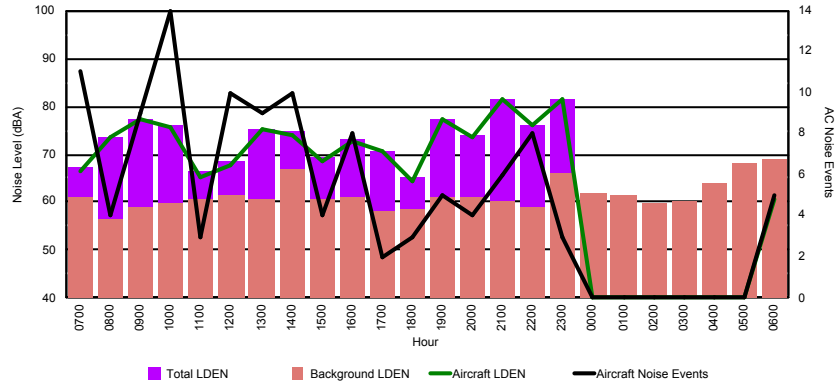

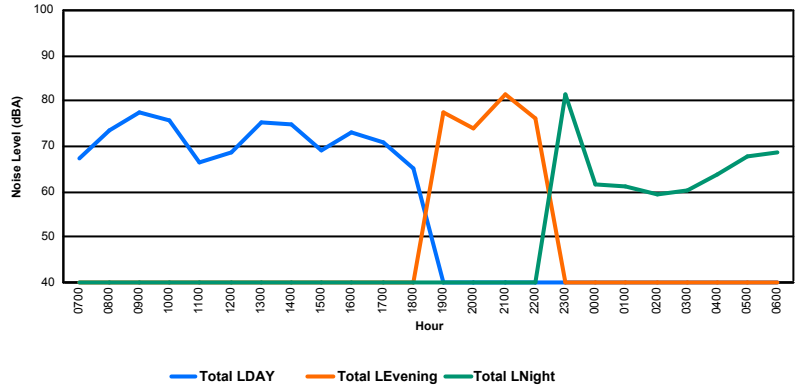

LE GOUVERNEMENT
DU GRAND-DUCHÉ DE LUXEMBOURG
Administration de la navigation aérienne

Luxembourg Airport

Noise Distribution by Hour

Between 14/12/2019 00:00:00 and 14/12/2019 23:59:59 (Local Time)

Day	Aircraft Events	Total LDEN dB (A)	Aircraft LDEN dB(A)	Background LDEN dB(A)	Total LDay dB(A)	Total LEvening dB(A)	Total LNight dB (A)
14/12/19 7:00	13	71.0	70.3	65.8	71.0	-	-
14/12/19 8:00	6	68.0	66.6	63.1	68.0	-	-
14/12/19 9:00	9	75.8	75.7	60.2	75.8	-	-
14/12/19 10:00	17	75.0	74.6	64.6	75.0	-	-
14/12/19 11:00	10	67.9	66.4	63.2	67.9	-	-
14/12/19 12:00	7	71.3	70.9	61.7	71.3	-	-
14/12/19 13:00	11	76.6	75.3	71.0	76.6	-	-
14/12/19 14:00	9	69.0	67.2	64.9	69.0	-	-
14/12/19 15:00	4	70.5	69.7	62.9	70.5	-	-
14/12/19 16:00	10	70.5	70.1	60.2	70.5	-	-
14/12/19 17:00	4	70.7	67.9	67.5	70.7	-	-
14/12/19 18:00	6	69.4	68.7	61.2	69.4	-	-
14/12/19 19:00	4	77.1	77.1	57.3	-	77.1	-
14/12/19 20:00	8	75.8	75.7	58.0	-	75.8	-
14/12/19 21:00	7	75.7	71.6	73.6	-	75.7	-
14/12/19 22:00	7	68.1	67.2	61.2	-	68.1	-
14/12/19 23:00	4	80.2	79.7	70.6	-	-	80.2
15/12/19 0:00	1	73.4	73.2	59.6	-	-	73.4
15/12/19 1:00	-	60.8	-	60.9	-	-	60.8
15/12/19 2:00	-	60.6	-	60.6	-	-	60.6
15/12/19 3:00	-	59.6	-	59.6	-	-	59.6
15/12/19 4:00	-	61.9	-	62.0	-	-	61.9
15/12/19 5:00	-	66.7	-	67.1	-	-	66.7
15/12/19 6:00	6	82.8	82.2	74.2	-	-	82.8
	143	**74.4**	**73.7**	**66.7**	**72.3**	**75.2**	**76.1**

Location: Mid Runway NMT # 3

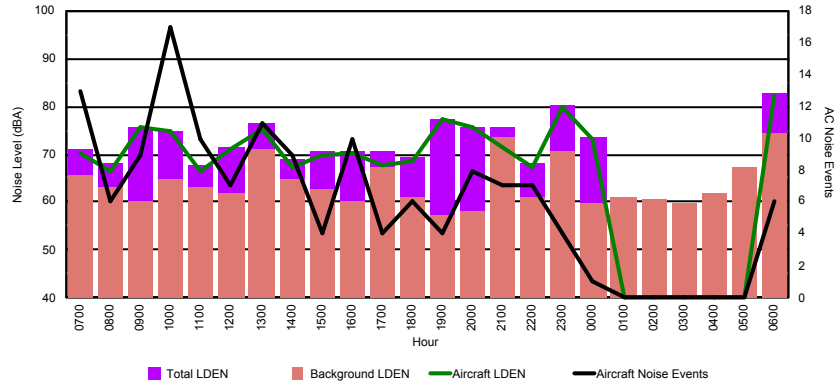

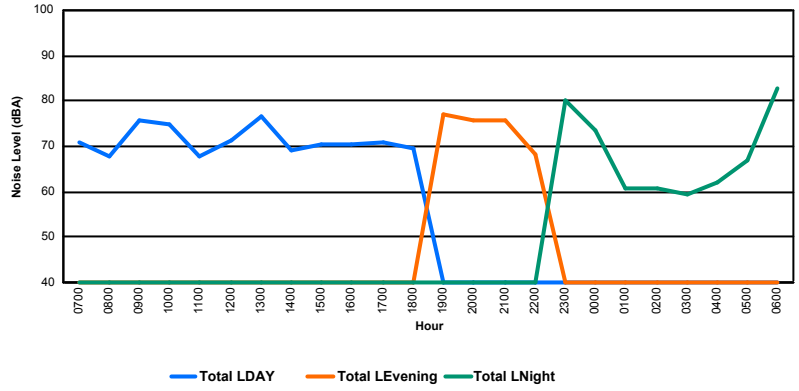

LE GOUVERNEMENT
DU GRAND-DUCHÉ DE LUXEMBOURG
Administration de la navigation aérienne

Luxembourg Airport

Noise Distribution by Hour

Between 14/12/2019 00:00:00 and 14/12/2019 23:59:59 (Local Time)

Day	Aircraft Events	Total LDEN dB (A)	Aircraft LDEN dB(A)	Background LDEN dB(A)	Total LDay dB(A)	Total LEvening dB(A)	Total LNight dB (A)
14/12/19 7:00	9	64.9	63.5	61.1	64.9	-	-
14/12/19 8:00	5	61.8	57.7	62.1	61.8	-	-
14/12/19 9:00	2	62.2	55.7	61.4	62.2	-	-
14/12/19 10:00	8	68.9	67.5	64.0	68.9	-	-
14/12/19 11:00	8	65.2	58.9	64.4	65.2	-	-
14/12/19 12:00	6	70.3	69.7	61.9	70.3	-	-
14/12/19 13:00	5	68.5	65.7	65.4	68.5	-	-
14/12/19 14:00	4	69.5	60.4	69.2	69.5	-	-
14/12/19 15:00	4	68.8	67.7	62.8	68.8	-	-
14/12/19 16:00	5	69.7	64.2	68.6	69.7	-	-
14/12/19 17:00	4	66.4	64.9	61.3	66.4	-	-
14/12/19 18:00	5	66.8	65.7	60.6	66.8	-	-
14/12/19 19:00	2	74.7	74.2	64.8	-	74.7	-
14/12/19 20:00	3	72.2	71.6	63.4	-	72.2	-
14/12/19 21:00	3	72.5	72.0	62.9	-	72.5	-
14/12/19 22:00	1	65.5	58.8	64.6	-	65.5	-
14/12/19 23:00	2	78.9	78.3	69.4	-	-	78.9
15/12/19 0:00	1	74.4	73.3	70.3	-	-	74.4
15/12/19 1:00	1	67.0	52.7	68.3	-	-	67.0
15/12/19 2:00	-	65.8	-	67.3	-	-	65.8
15/12/19 3:00	-	66.1	-	66.4	-	-	66.1
15/12/19 4:00	-	68.3	-	68.9	-	-	68.3
15/12/19 5:00	-	73.2	-	73.7	-	-	73.2
15/12/19 6:00	7	79.9	78.8	74.0	-	-	79.9
	85	**72.0**	**70.4**	**67.6**	**67.7**	**72.3**	**74.8**

Location: NDB-Hamm NMT # 4

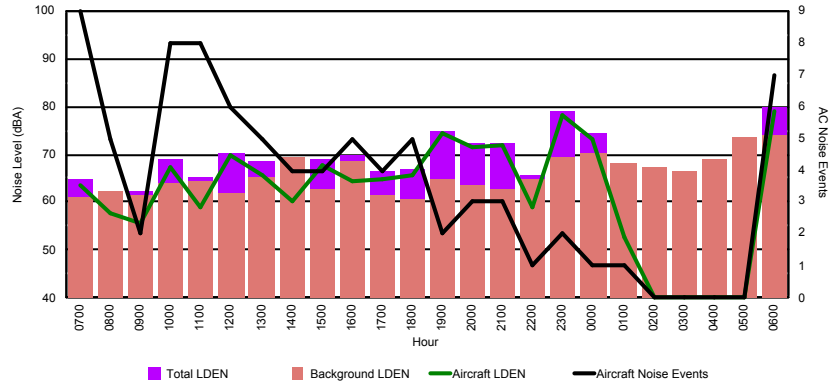

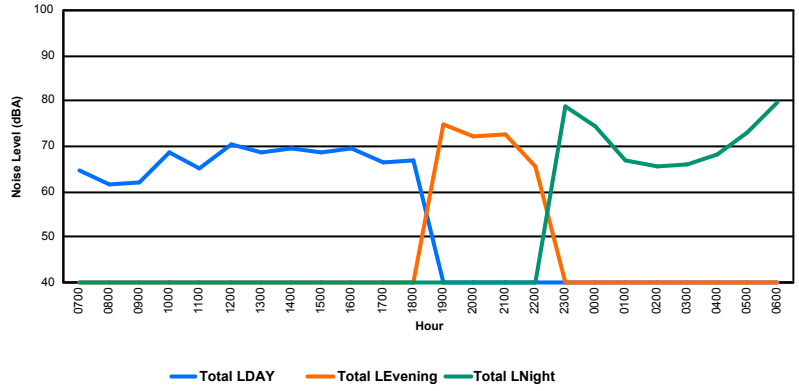

LE GOUVERNEMENT
DU GRAND-DUCHÉ DE LUXEMBOURG
Administration de la navigation aérienne

Luxembourg Airport

Noise Distribution by Hour

Between 15/12/2019 00:00:00 and 15/12/2019 23:59:59 (Local Time)

Day	Aircraft Events	Total LDEN dB (A)	Aircraft LDEN dB(A)	Background LDEN dB(A)	Total LDay dB(A)	Total LEvening dB(A)	Total LNight dB (A)
15/12/19 7:00	6	63.8	61.7	60.6	63.8	-	-
15/12/19 8:00	-	53.7	-	53.9	53.7	-	-
15/12/19 9:00	5	58.9	58.2	51.2	58.9	-	-
15/12/19 10:00	4	55.1	52.8	51.4	55.1	-	-
15/12/19 11:00	2	57.9	57.1	50.4	57.9	-	-
15/12/19 12:00	3	57.4	55.6	53.0	57.4	-	-
15/12/19 13:00	7	61.3	60.3	54.7	61.3	-	-
15/12/19 14:00	2	58.7	57.2	53.2	58.7	-	-
15/12/19 15:00	7	58.7	57.5	53.1	58.7	-	-
15/12/19 16:00	8	58.3	57.7	49.9	58.3	-	-
15/12/19 17:00	9	57.9	57.1	50.4	57.9	-	-
15/12/19 18:00	5	60.8	60.4	50.2	60.8	-	-
15/12/19 19:00	11	65.1	64.5	56.8	-	65.1	-
15/12/19 20:00	5	65.6	65.4	52.3	-	65.6	-
15/12/19 21:00	6	66.8	66.5	54.5	-	66.8	-
15/12/19 22:00	15	63.4	62.7	55.6	-	63.4	-
15/12/19 23:00	-	50.8	-	50.8	-	-	50.8
16/12/19 0:00	-	52.6	-	52.6	-	-	52.6
16/12/19 1:00	1	65.3	65.1	51.9	-	-	65.3
16/12/19 2:00	-	50.3	-	50.3	-	-	50.3
16/12/19 3:00	-	47.0	-	47.0	-	-	47.0
16/12/19 4:00	-	49.0	-	49.0	-	-	49.0
16/12/19 5:00	1	64.6	64.0	55.7	-	-	64.6
16/12/19 6:00	3	69.6	69.3	57.9	-	-	69.6
	100	**62.2**	**61.6**	**54.0**	**59.3**	**65.4**	**63.0**

Location: Roodt/Syr NMT # 1

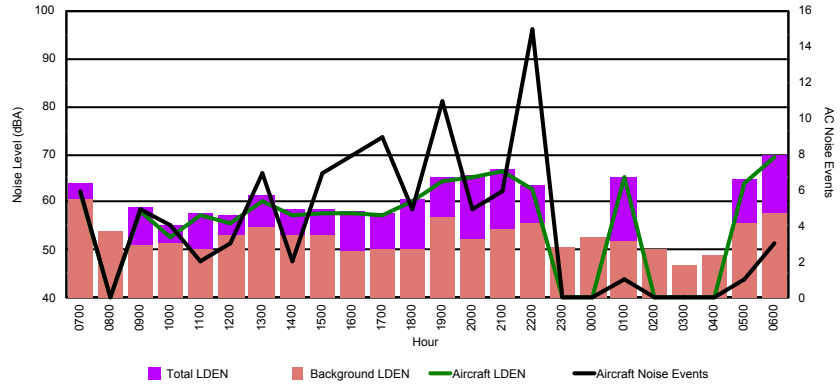

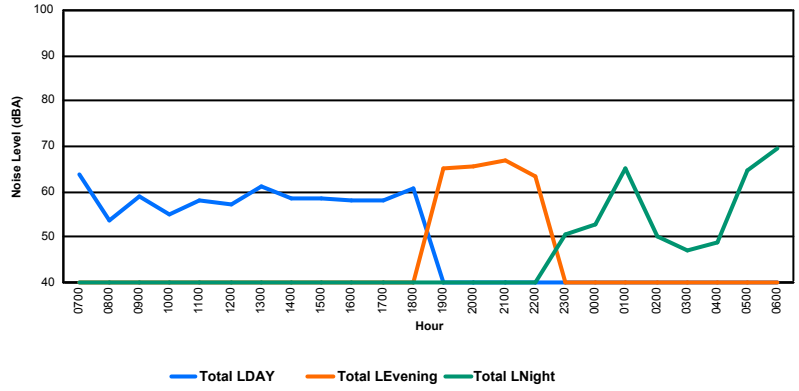

LE GOUVERNEMENT
DU GRAND-DUCHÉ DE LUXEMBOURG
Administration de la navigation aérienne

Luxembourg Airport

Noise Distribution by Hour

Between 15/12/2019 00:00:00 and 15/12/2019 23:59:59 (Local Time)

Day	Aircraft Events	Total LDEN dB (A)	Aircraft LDEN dB(A)	Background LDEN dB(A)	Total LDay dB(A)	Total LEvening dB(A)	Total LNight dB (A)
15/12/19 7:00	6	72.8	72.7	58.5	72.8	-	-
15/12/19 8:00	1	54.8	38.2	54.9	54.8	-	-
15/12/19 9:00	5	72.1	72.0	56.6	72.1	-	-
15/12/19 10:00	4	66.4	66.1	55.1	66.4	-	-
15/12/19 11:00	2	69.6	69.5	55.2	69.6	-	-
15/12/19 12:00	3	70.3	70.2	55.9	70.3	-	-
15/12/19 13:00	7	72.6	72.5	56.4	72.6	-	-
15/12/19 14:00	4	69.5	69.3	55.1	69.5	-	-
15/12/19 15:00	7	69.8	69.6	55.3	69.8	-	-
15/12/19 16:00	7	70.7	70.6	55.1	70.7	-	-
15/12/19 17:00	14	72.6	72.3	58.7	72.6	-	-
15/12/19 18:00	9	73.3	73.2	58.9	73.3	-	-
15/12/19 19:00	14	78.0	77.9	61.4	-	78.0	-
15/12/19 20:00	4	78.9	78.8	60.2	-	78.9	-
15/12/19 21:00	8	80.5	80.4	63.8	-	80.5	-
15/12/19 22:00	20	75.8	75.7	60.4	-	75.8	-
15/12/19 23:00	-	60.1	-	60.1	-	-	60.1
16/12/19 0:00	-	56.8	-	56.8	-	-	56.8
16/12/19 1:00	2	76.8	76.7	58.4	-	-	76.8
16/12/19 2:00	-	57.3	-	57.3	-	-	57.3
16/12/19 3:00	-	58.4	-	58.4	-	-	58.4
16/12/19 4:00	-	58.5	-	58.5	-	-	58.5
16/12/19 5:00	1	76.7	76.5	63.4	-	-	76.7
16/12/19 6:00	5	83.5	83.4	66.2	-	-	83.5
	123	**75.0**	**74.9**	**59.6**	**70.9**	**78.6**	**76.0**

Location: DVOR NMT # 2

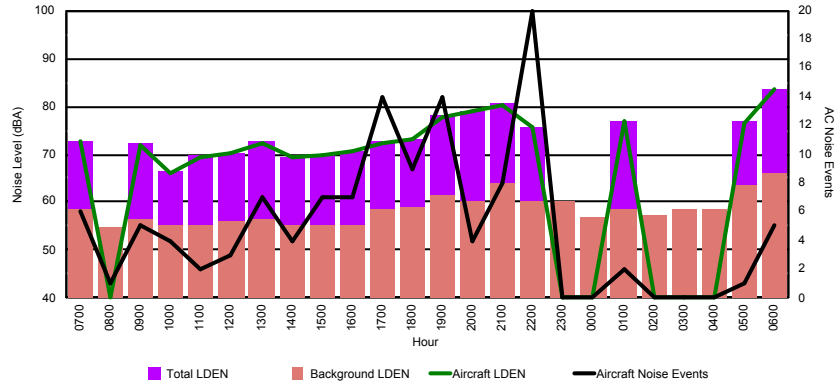

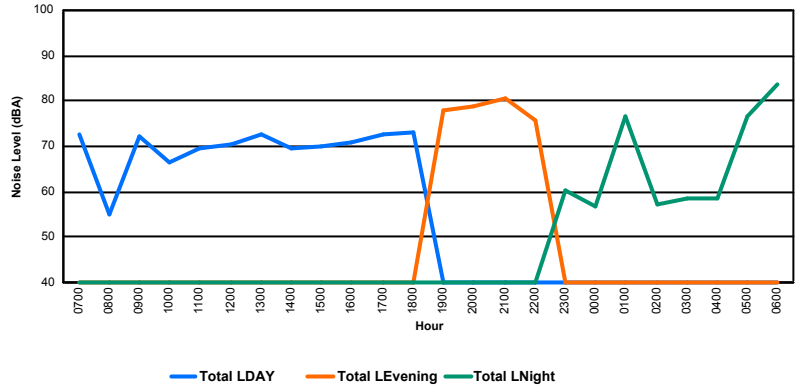

LE GOUVERNEMENT
DU GRAND-DUCHÉ DE LUXEMBOURG
Administration de la navigation aérienne

Luxembourg Airport

Noise Distribution by Hour

Between 15/12/2019 00:00:00 and 15/12/2019 23:59:59 (Local Time)

Day	Aircraft Events	Total LDEN dB (A)	Aircraft LDEN dB(A)	Background LDEN dB(A)	Total LDay dB(A)	Total LEvening dB(A)	Total LNight dB (A)
15/12/19 7:00	6	65.0	60.5	63.2	65.0	-	-
15/12/19 8:00	2	64.1	63.2	56.7	64.1	-	-
15/12/19 9:00	3	66.7	66.0	58.3	66.7	-	-
15/12/19 10:00	7	70.3	70.0	58.4	70.3	-	-
15/12/19 11:00	9	70.3	69.7	61.3	70.3	-	-
15/12/19 12:00	7	68.0	66.1	63.7	68.0	-	-
15/12/19 13:00	9	67.1	66.2	60.0	67.1	-	-
15/12/19 14:00	11	75.5	75.2	61.6	75.5	-	-
15/12/19 15:00	15	66.7	65.9	59.0	66.7	-	-
15/12/19 16:00	13	68.1	67.6	58.5	68.1	-	-
15/12/19 17:00	18	77.9	77.7	64.8	77.9	-	-
15/12/19 18:00	14	73.7	73.3	63.7	73.7	-	-
15/12/19 19:00	11	75.8	70.5	74.3	-	75.8	-
15/12/19 20:00	9	76.6	72.7	74.3	-	76.6	-
15/12/19 21:00	12	78.8	77.9	71.7	-	78.8	-
15/12/19 22:00	18	77.9	73.3	76.1	-	77.9	-
15/12/19 23:00	1	71.1	70.8	58.3	-	-	71.1
16/12/19 0:00	-	57.5	-	57.5	-	-	57.5
16/12/19 1:00	1	76.5	76.4	60.8	-	-	76.5
16/12/19 2:00	-	58.2	-	58.2	-	-	58.2
16/12/19 3:00	1	65.2	64.4	57.3	-	-	65.2
16/12/19 4:00	-	57.7	-	57.7	-	-	57.7
16/12/19 5:00	1	66.4	65.1	60.6	-	-	66.4
16/12/19 6:00	12	84.6	84.5	70.0	-	-	84.6
	180	**75.0**	**74.1**	**67.7**	**71.6**	**77.4**	**76.5**

Location: Mid Runway NMT # 3

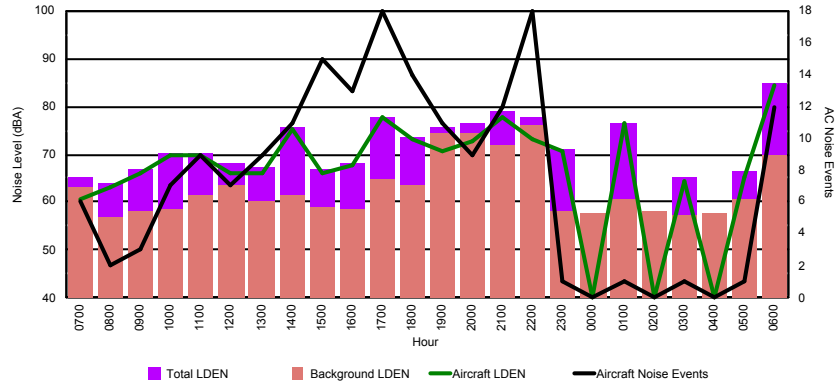

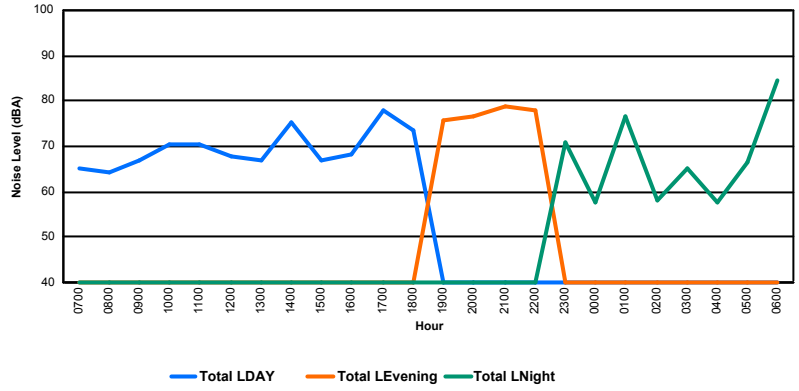

LE GOUVERNEMENT
DU GRAND-DUCHÉ DE LUXEMBOURG
Administration de la navigation aérienne

Luxembourg Airport

Noise Distribution by Hour

Between 15/12/2019 00:00:00 and 15/12/2019 23:59:59 (Local Time)

Day	Aircraft Events	Total LDEN dB (A)	Aircraft LDEN dB(A)	Background LDEN dB(A)	Total LDay dB(A)	Total LEvening dB(A)	Total LNight dB (A)
15/12/19 7:00	1	60.7	50.4	61.1	60.7	-	-
15/12/19 8:00	2	60.3	57.9	56.8	60.3	-	-
15/12/19 9:00	-	56.7	-	56.7	56.7	-	-
15/12/19 10:00	4	67.3	66.8	58.3	67.3	-	-
15/12/19 11:00	5	61.7	58.8	58.9	61.7	-	-
15/12/19 12:00	5	62.2	59.7	58.8	62.2	-	-
15/12/19 13:00	3	65.4	64.4	58.7	65.4	-	-
15/12/19 14:00	9	66.9	66.0	59.7	66.9	-	-
15/12/19 15:00	3	63.0	60.6	59.4	63.0	-	-
15/12/19 16:00	4	63.4	61.0	59.8	63.4	-	-
15/12/19 17:00	11	70.6	70.2	59.9	70.6	-	-
15/12/19 18:00	10	70.4	69.8	61.2	70.4	-	-
15/12/19 19:00	6	72.0	71.0	65.9	-	72.0	-
15/12/19 20:00	7	69.9	68.5	64.3	-	69.9	-
15/12/19 21:00	5	75.8	73.6	71.7	-	75.8	-
15/12/19 22:00	6	73.1	72.6	63.9	-	73.1	-
15/12/19 23:00	1	73.9	72.8	67.3	-	-	73.9
16/12/19 0:00	-	64.7	-	65.6	-	-	64.7
16/12/19 1:00	-	64.0	-	64.6	-	-	64.0
16/12/19 2:00	-	64.3	-	65.0	-	-	64.3
16/12/19 3:00	1	66.2	55.9	66.2	-	-	66.2
16/12/19 4:00	-	67.1	-	67.8	-	-	67.1
16/12/19 5:00	-	70.3	-	71.9	-	-	70.3
16/12/19 6:00	12	76.9	75.6	76.3	-	-	76.9
	95	**69.9**	**68.0**	**66.9**	**65.9**	**73.2**	**71.0**

Location: NDB-Hamm NMT # 4

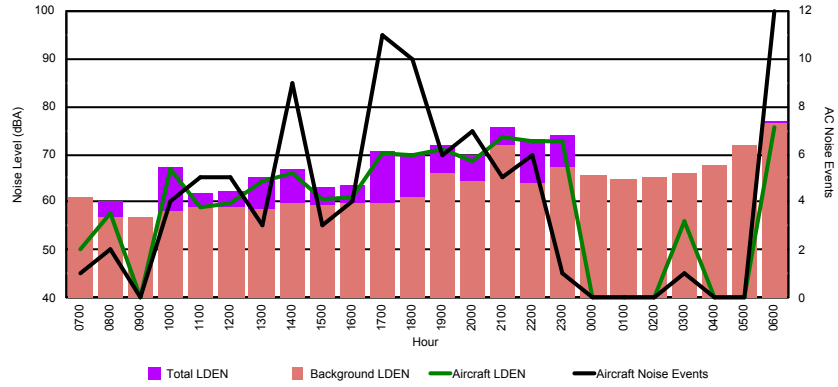

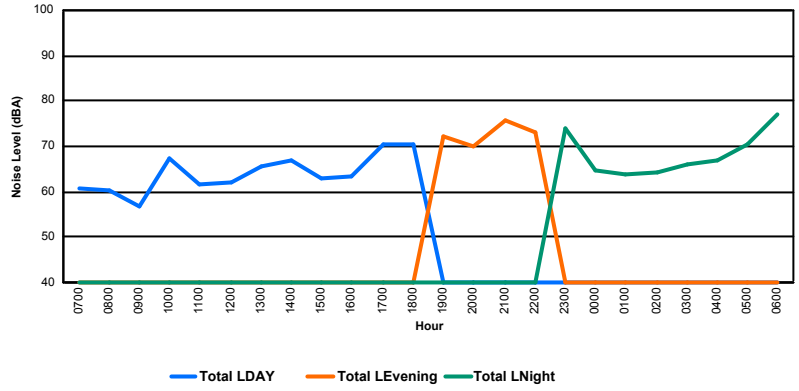

LE GOUVERNEMENT
DU GRAND-DUCHÉ DE LUXEMBOURG
Administration de la navigation aérienne

Luxembourg Airport

Noise Distribution by Hour

Between 16/12/2019 00:00:00 and 16/12/2019 23:59:59 (Local Time)

Day	Aircraft Events	Total LDEN dB (A)	Aircraft LDEN dB(A)	Background LDEN dB(A)	Total LDay dB(A)	Total LEvening dB(A)	Total LNight dB (A)
16/12/19 7:00	3	56.5	56.0	47.0	56.5	-	-
16/12/19 8:00	5	55.6	53.9	51.0	55.6	-	-
16/12/19 9:00	8	55.7	54.2	50.7	55.7	-	-
16/12/19 10:00	10	59.2	58.1	53.0	59.2	-	-
16/12/19 11:00	6	60.4	59.8	51.5	60.4	-	-
16/12/19 12:00	8	61.5	61.1	51.6	61.5	-	-
16/12/19 13:00	7	58.9	58.1	51.4	58.9	-	-
16/12/19 14:00	6	57.9	55.6	54.3	57.9	-	-
16/12/19 15:00	8	58.1	55.5	55.0	58.1	-	-
16/12/19 16:00	10	60.6	59.9	52.7	60.6	-	-
16/12/19 17:00	7	58.7	57.8	51.7	58.7	-	-
16/12/19 18:00	7	58.2	57.1	52.0	58.2	-	-
16/12/19 19:00	6	63.6	62.9	55.8	-	63.6	-
16/12/19 20:00	5	60.6	59.5	54.3	-	60.6	-
16/12/19 21:00	2	59.6	58.4	53.9	-	59.6	-
16/12/19 22:00	18	68.2	67.9	57.9	-	68.2	-
16/12/19 23:00	1	59.5	58.0	54.3	-	-	59.5
17/12/19 0:00	-	50.9	-	50.9	-	-	50.9
17/12/19 1:00	1	66.1	65.9	52.2	-	-	66.1
17/12/19 2:00	-	48.1	-	48.1	-	-	48.1
17/12/19 3:00	-	49.3	-	49.3	-	-	49.3
17/12/19 4:00	-	56.4	-	56.4	-	-	56.4
17/12/19 5:00	-	57.3	-	57.3	-	-	57.3
17/12/19 6:00	1	66.6	65.9	58.4	-	-	66.6
	119	**61.1**	**60.2**	**53.9**	**58.8**	**64.4**	**61.3**

Location: Roodt/Syr NMT # 1

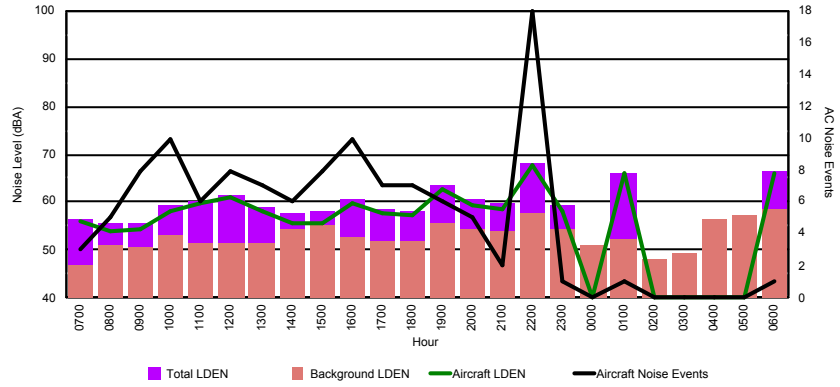

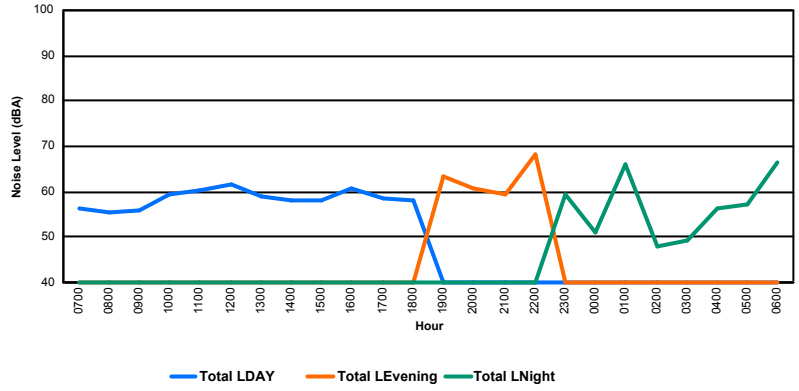

LE GOUVERNEMENT
DU GRAND-DUCHÉ DE LUXEMBOURG
Administration de la navigation aérienne

Luxembourg Airport

Noise Distribution by Hour

Between 16/12/2019 00:00:00 and 16/12/2019 23:59:59 (Local Time)

Day	Aircraft Events	Total LDEN dB (A)	Aircraft LDEN dB(A)	Background LDEN dB(A)	Total LDay dB(A)	Total LEvening dB(A)	Total LNight dB (A)
16/12/19 7:00	8	68.0	67.7	56.6	68.0	-	-
16/12/19 8:00	5	65.4	65.1	54.3	65.4	-	-
16/12/19 9:00	8	67.9	67.5	57.6	67.9	-	-
16/12/19 10:00	11	70.8	70.6	58.3	70.8	-	-
16/12/19 11:00	8	75.1	75.0	56.8	75.1	-	-
16/12/19 12:00	7	71.7	71.5	55.8	71.7	-	-
16/12/19 13:00	8	74.0	74.0	56.5	74.0	-	-
16/12/19 14:00	6	68.3	68.0	57.3	68.3	-	-
16/12/19 15:00	11	69.0	68.7	58.0	69.0	-	-
16/12/19 16:00	12	74.5	74.4	57.1	74.5	-	-
16/12/19 17:00	8	70.4	70.1	58.7	70.4	-	-
16/12/19 18:00	8	69.6	69.3	57.1	69.6	-	-
16/12/19 19:00	6	74.8	74.6	60.6	-	74.8	-
16/12/19 20:00	5	72.4	72.1	59.7	-	72.4	-
16/12/19 21:00	2	70.4	70.0	59.7	-	70.4	-
16/12/19 22:00	20	80.3	80.3	61.0	-	80.3	-
16/12/19 23:00	1	70.7	70.1	61.6	-	-	70.7
17/12/19 0:00	-	59.3	-	59.3	-	-	59.3
17/12/19 1:00	-	58.7	-	58.7	-	-	58.7
17/12/19 2:00	1	77.1	77.0	59.6	-	-	77.1
17/12/19 3:00	-	59.2	-	59.2	-	-	59.2
17/12/19 4:00	-	61.2	-	61.2	-	-	61.2
17/12/19 5:00	-	63.2	-	63.2	-	-	63.2
17/12/19 6:00	7	79.2	78.9	68.9	-	-	79.2
	142	**73.0**	**72.8**	**60.4**	**71.3**	**76.2**	**72.8**

Location: DVOR NMT # 2

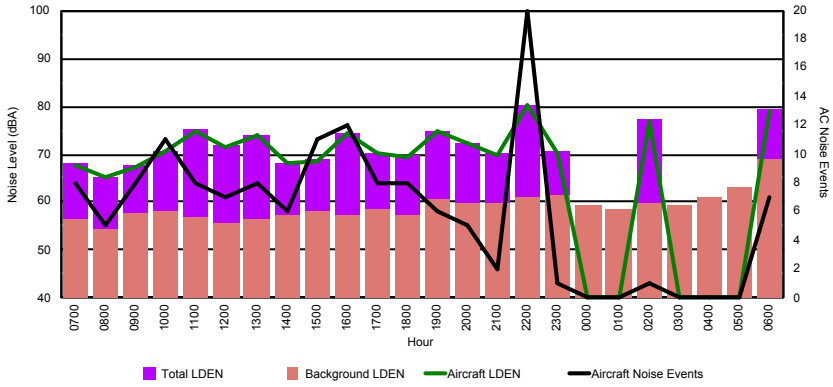

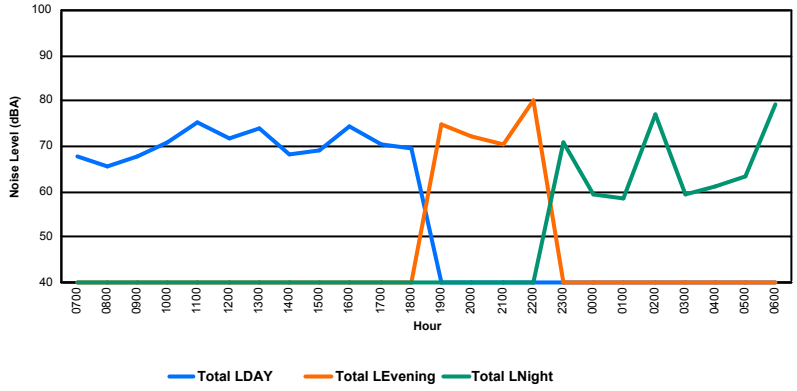

LE GOUVERNEMENT
DU GRAND-DUCHÉ DE LUXEMBOURG
Administration de la navigation aérienne

Luxembourg Airport

Noise Distribution by Hour

Between 16/12/2019 00:00:00 and 16/12/2019 23:59:59 (Local Time)

Day	Aircraft Events	Total LDEN dB (A)	Aircraft LDEN dB(A)	Background LDEN dB(A)	Total LDay dB(A)	Total LEvening dB(A)	Total LNight dB (A)
16/12/19 7:00	8	73.5	73.5	54.3	73.5	-	-
16/12/19 8:00	10	69.7	69.4	57.6	69.7	-	-
16/12/19 9:00	4	65.7	64.2	60.5	65.7	-	-
16/12/19 10:00	13	70.8	69.8	64.0	70.8	-	-
16/12/19 11:00	15	73.2	72.3	65.8	73.2	-	-
16/12/19 12:00	8	65.7	65.1	57.4	65.7	-	-
16/12/19 13:00	8	70.8	70.4	60.2	70.8	-	-
16/12/19 14:00	16	71.9	71.3	63.4	71.9	-	-
16/12/19 15:00	9	71.5	67.6	69.3	71.5	-	-
16/12/19 16:00	17	77.1	76.9	65.6	77.1	-	-
16/12/19 17:00	18	75.6	74.3	70.0	75.6	-	-
16/12/19 18:00	18	71.6	70.3	65.9	71.6	-	-
16/12/19 19:00	12	75.8	74.8	69.3	-	75.8	-
16/12/19 20:00	9	77.3	75.7	72.2	-	77.3	-
16/12/19 21:00	5	80.0	79.4	70.8	-	80.0	-
16/12/19 22:00	10	82.7	82.4	71.7	-	82.7	-
16/12/19 23:00	3	75.1	74.9	61.9	-	-	75.1
17/12/19 0:00	-	58.9	-	58.9	-	-	58.9
17/12/19 1:00	-	59.4	-	59.4	-	-	59.4
17/12/19 2:00	1	65.5	64.2	59.6	-	-	65.5
17/12/19 3:00	-	58.8	-	58.8	-	-	58.8
17/12/19 4:00	-	60.5	-	60.5	-	-	60.5
17/12/19 5:00	-	60.0	-	60.0	-	-	60.0
17/12/19 6:00	12	83.1	82.9	71.0	-	-	83.1
	196	**75.4**	**74.9**	**66.6**	**72.5**	**79.8**	**74.9**

Location: Mid Runway NMT # 3

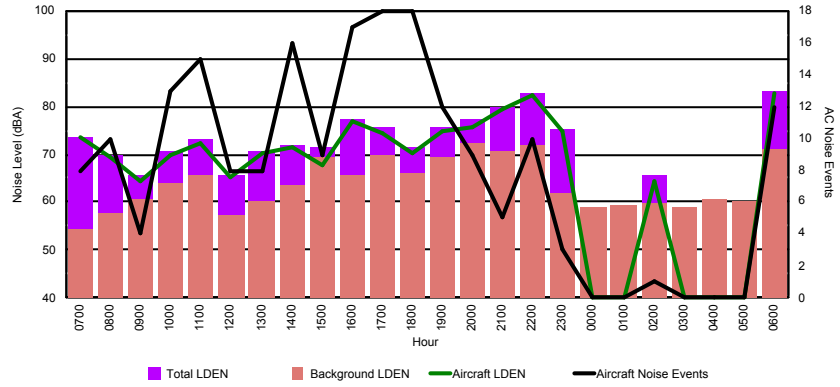

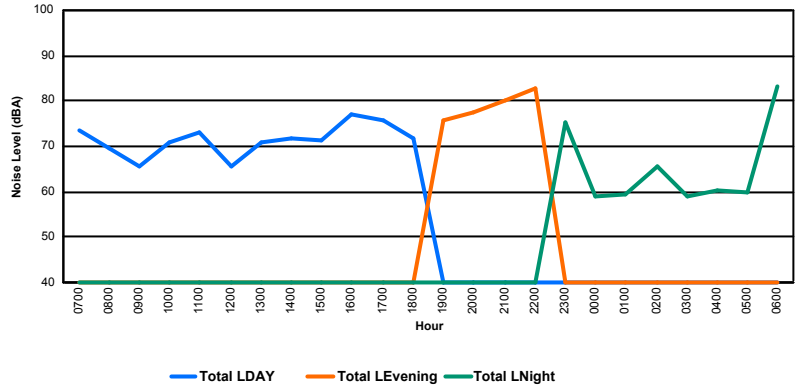

LE GOUVERNEMENT
DU GRAND-DUCHÉ DE LUXEMBOURG
Administration de la navigation aérienne

Luxembourg Airport

Noise Distribution by Hour

Between 16/12/2019 00:00:00 and 16/12/2019 23:59:59 (Local Time)

Day	Aircraft Events	Total LDEN dB (A)	Aircraft LDEN dB(A)	Background LDEN dB(A)	Total LDay dB(A)	Total LEvening dB(A)	Total LNight dB (A)
16/12/19 7:00	6	67.5	65.7	66.6	67.5	-	-
16/12/19 8:00	5	68.4	66.9	66.6	68.4	-	-
16/12/19 9:00	3	64.4	56.2	65.1	64.4	-	-
16/12/19 10:00	14	69.8	68.8	65.2	69.8	-	-
16/12/19 11:00	16	67.3	65.7	64.0	67.3	-	-
16/12/19 12:00	4	64.4	58.7	63.8	64.4	-	-
16/12/19 13:00	3	69.0	67.5	64.9	69.0	-	-
16/12/19 14:00	18	70.6	69.7	64.8	70.6	-	-
16/12/19 15:00	7	70.4	69.5	63.4	70.4	-	-
16/12/19 16:00	10	67.0	65.3	62.6	67.0	-	-
16/12/19 17:00	14	74.1	73.9	61.5	74.1	-	-
16/12/19 18:00	19	66.6	64.7	63.1	66.6	-	-
16/12/19 19:00	10	73.0	71.7	67.8	-	73.0	-
16/12/19 20:00	7	75.2	74.5	66.7	-	75.2	-
16/12/19 21:00	5	73.1	72.2	66.0	-	73.1	-
16/12/19 22:00	2	72.0	70.9	65.4	-	72.0	-
16/12/19 23:00	2	75.0	74.0	68.0	-	-	75.0
17/12/19 0:00	-	65.7	-	66.9	-	-	65.7
17/12/19 1:00	-	64.9	-	65.8	-	-	64.9
17/12/19 2:00	-	65.0	-	66.0	-	-	65.0
17/12/19 3:00	-	66.3	-	66.9	-	-	66.3
17/12/19 4:00	-	68.4	-	69.5	-	-	68.4
17/12/19 5:00	-	71.6	-	73.3	-	-	71.6
17/12/19 6:00	15	78.9	78.1	78.4	-	-	78.9
	160	**71.4**	**70.0**	**68.6**	**69.1**	**73.5**	**72.6**

Location: NDB-Hamm NMT # 4

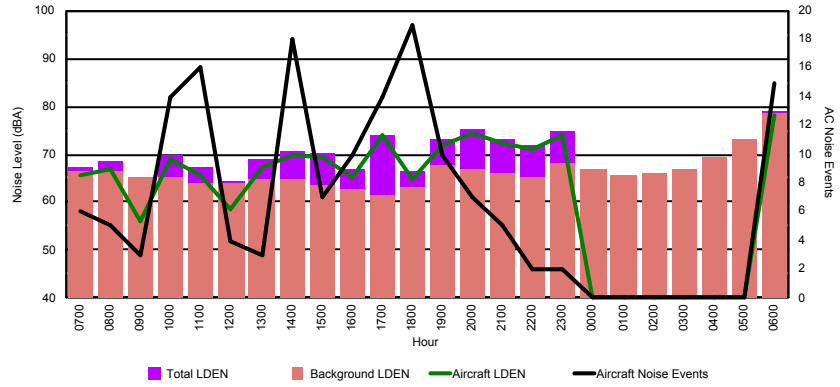

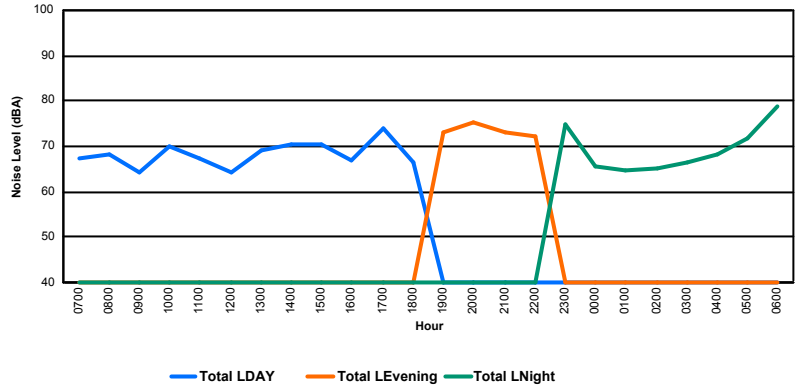

LE GOUVERNEMENT
DU GRAND-DUCHÉ DE LUXEMBOURG
Administration de la navigation aérienne

Luxembourg Airport

Noise Distribution by Hour

Between 17/12/2019 00:00:00 and 17/12/2019 23:59:59 (Local Time)

Day	Aircraft Events	Total LDEN dB (A)	Aircraft LDEN dB(A)	Background LDEN dB(A)	Total LDay dB(A)	Total LEvening dB(A)	Total LNight dB (A)
17/12/19 7:00	1	49.7	44.2	48.2	49.7	-	-
17/12/19 8:00	6	59.1	58.3	52.2	59.1	-	-
17/12/19 9:00	11	59.3	57.7	54.7	59.3	-	-
17/12/19 10:00	14	60.5	59.4	54.5	60.5	-	-
17/12/19 11:00	6	59.3	58.4	52.2	59.3	-	-
17/12/19 12:00	2	53.3	48.2	51.7	53.3	-	-
17/12/19 13:00	6	59.0	57.9	52.7	59.0	-	-
17/12/19 14:00	7	58.6	57.4	52.7	58.6	-	-
17/12/19 15:00	6	57.8	56.5	52.1	57.8	-	-
17/12/19 16:00	8	61.9	59.1	58.9	61.9	-	-
17/12/19 17:00	9	63.2	62.1	57.1	63.2	-	-
17/12/19 18:00	7	55.6	53.4	51.8	55.6	-	-
17/12/19 19:00	6	64.0	63.4	55.3	-	64.0	-
17/12/19 20:00	5	63.0	62.1	56.1	-	63.0	-
17/12/19 21:00	4	64.6	64.0	55.8	-	64.6	-
17/12/19 22:00	12	63.0	61.9	57.1	-	63.0	-
17/12/19 23:00	2	71.5	71.2	60.6	-	-	71.5
18/12/19 0:00	-	54.9	-	54.9	-	-	54.9
18/12/19 1:00	1	64.1	63.3	56.6	-	-	64.1
18/12/19 2:00	1	66.2	66.0	52.9	-	-	66.2
18/12/19 3:00	-	51.8	-	51.8	-	-	51.8
18/12/19 4:00	-	49.6	-	49.6	-	-	49.6
18/12/19 5:00	-	58.8	-	58.8	-	-	58.8
18/12/19 6:00	1	58.7	56.5	54.6	-	-	58.7
	115	**62.5**	**61.6**	**55.3**	**59.2**	**63.7**	**64.6**

Location: Roodt/Syr NMT # 1

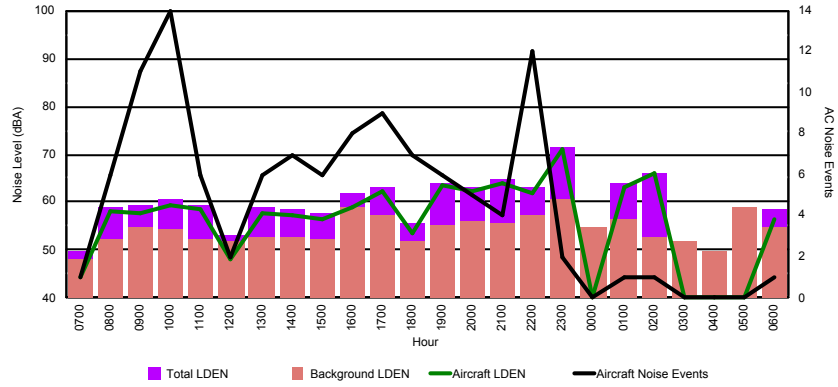

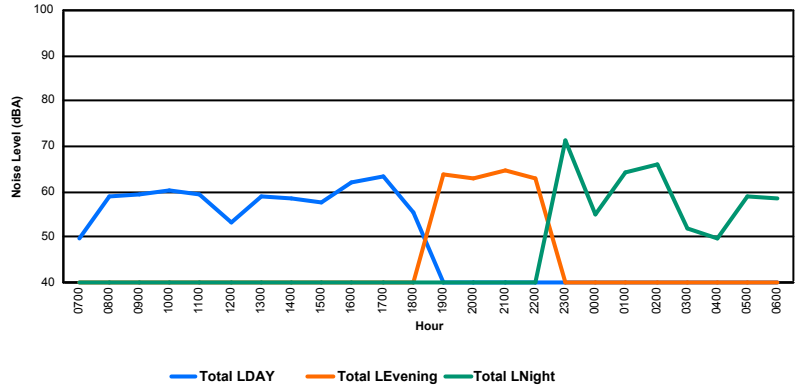

LE GOUVERNEMENT
DU GRAND-DUCHÉ DE LUXEMBOURG
Administration de la navigation aérienne

Luxembourg Airport

Noise Distribution by Hour

Between 17/12/2019 00:00:00 and 17/12/2019 23:59:59 (Local Time)

Day	Aircraft Events	Total LDEN dB (A)	Aircraft LDEN dB(A)	Background LDEN dB(A)	Total LDay dB(A)	Total LEvening dB(A)	Total LNight dB (A)
17/12/19 7:00	4	61.3	59.9	56.1	61.3	-	-
17/12/19 8:00	10	71.6	71.4	56.3	71.6	-	-
17/12/19 9:00	13	71.3	71.1	57.9	71.3	-	-
17/12/19 10:00	18	74.3	74.2	58.5	74.3	-	-
17/12/19 11:00	8	71.3	71.1	58.4	71.3	-	-
17/12/19 12:00	3	61.4	59.5	57.1	61.4	-	-
17/12/19 13:00	7	71.7	71.5	58.8	71.7	-	-
17/12/19 14:00	8	72.3	72.1	58.0	72.3	-	-
17/12/19 15:00	9	70.0	69.8	57.4	70.0	-	-
17/12/19 16:00	13	72.0	71.7	60.0	72.0	-	-
17/12/19 17:00	14	77.8	77.8	60.6	77.8	-	-
17/12/19 18:00	8	67.5	67.0	58.5	67.5	-	-
17/12/19 19:00	7	75.9	75.7	62.1	-	75.9	-
17/12/19 20:00	4	73.7	73.4	61.5	-	73.7	-
17/12/19 21:00	6	80.2	80.1	60.8	-	80.2	-
17/12/19 22:00	21	75.9	75.8	61.2	-	75.9	-
17/12/19 23:00	2	85.9	85.9	64.8	-	-	85.9
18/12/19 0:00	-	58.0	-	58.1	-	-	58.0
18/12/19 1:00	2	77.2	77.1	58.5	-	-	77.2
18/12/19 2:00	1	81.4	81.3	57.6	-	-	81.4
18/12/19 3:00	-	57.1	-	57.1	-	-	57.1
18/12/19 4:00	-	57.7	-	57.7	-	-	57.7
18/12/19 5:00	-	61.6	-	61.6	-	-	61.6
18/12/19 6:00	4	70.4	67.5	68.1	-	-	70.4
	162	**76.2**	**76.1**	**60.6**	**72.1**	**77.1**	**78.7**

Location: DVOR NMT # 2

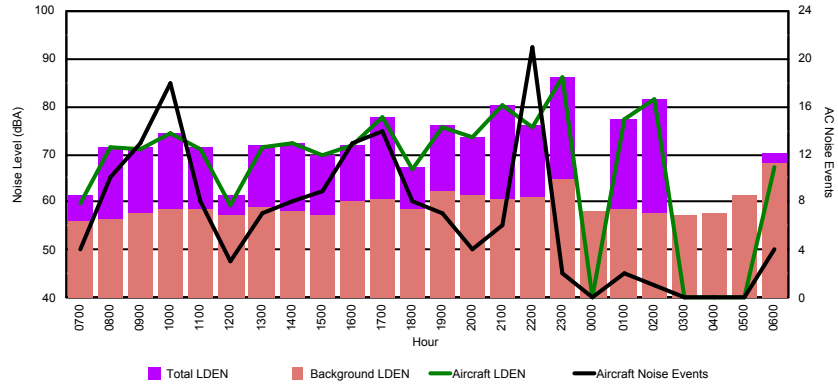

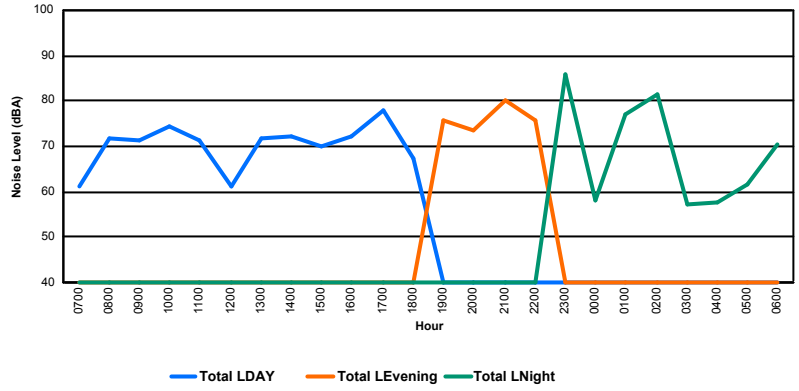

LE GOUVERNEMENT
DU GRAND-DUCHÉ DE LUXEMBOURG
Administration de la navigation aérienne

Luxembourg Airport

Noise Distribution by Hour

Between 17/12/2019 00:00:00 and 17/12/2019 23:59:59 (Local Time)

Day	Aircraft Events	Total LDEN dB (A)	Aircraft LDEN dB(A)	Background LDEN dB(A)	Total LDay dB(A)	Total LEvening dB(A)	Total LNight dB (A)
17/12/19 7:00	7	66.2	65.9	54.2	66.2	-	-
17/12/19 8:00	5	65.5	62.6	62.4	65.5	-	-
17/12/19 9:00	7	64.6	59.5	63.0	64.6	-	-
17/12/19 10:00	19	71.1	70.7	60.8	71.1	-	-
17/12/19 11:00	20	70.8	70.4	60.4	70.8	-	-
17/12/19 12:00	4	70.2	70.0	57.1	70.2	-	-
17/12/19 13:00	10	71.7	71.6	55.8	71.7	-	-
17/12/19 14:00	16	74.7	74.6	56.3	74.7	-	-
17/12/19 15:00	16	75.0	74.9	59.1	75.0	-	-
17/12/19 16:00	13	70.3	69.5	62.7	70.3	-	-
17/12/19 17:00	16	70.6	70.1	60.9	70.6	-	-
17/12/19 18:00	15	69.4	68.0	64.1	69.4	-	-
17/12/19 19:00	16	73.5	73.1	62.5	-	73.5	-
17/12/19 20:00	9	75.4	75.3	59.9	-	75.4	-
17/12/19 21:00	9	77.0	76.7	66.0	-	77.0	-
17/12/19 22:00	16	76.1	75.8	65.2	-	76.1	-
17/12/19 23:00	3	81.8	81.5	70.3	-	-	81.8
18/12/19 0:00	-	58.1	-	58.2	-	-	58.1
18/12/19 1:00	1	64.8	63.5	59.2	-	-	64.8
18/12/19 2:00	-	69.6	-	69.6	-	-	69.6
18/12/19 3:00	-	57.5	-	57.5	-	-	57.5
18/12/19 4:00	-	66.3	-	66.5	-	-	66.3
18/12/19 5:00	-	62.6	-	62.7	-	-	62.6
18/12/19 6:00	14	79.4	79.1	68.1	-	-	79.4
	216	**73.7**	**73.2**	**63.9**	**71.0**	**75.7**	**75.1**

Location: Mid Runway NMT # 3

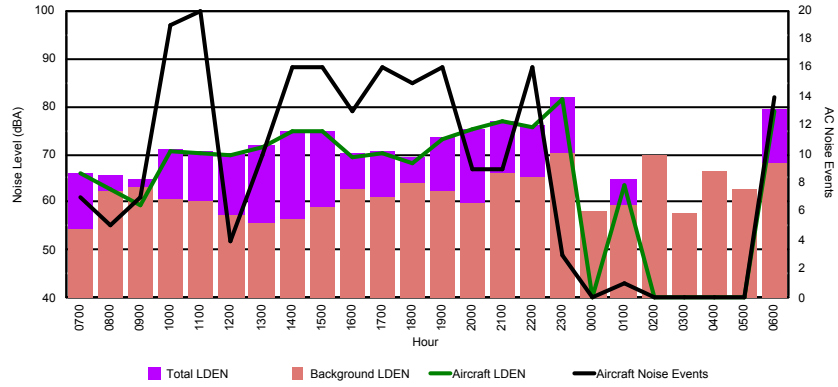

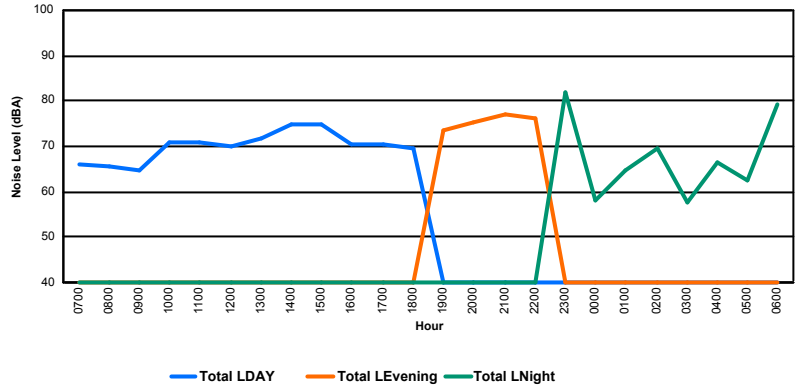

LE GOUVERNEMENT
DU GRAND-DUCHÉ DE LUXEMBOURG
Administration de la navigation aérienne

Luxembourg Airport

Noise Distribution by Hour

Between 17/12/2019 00:00:00 and 17/12/2019 23:59:59 (Local Time)

Day	Aircraft Events	Total LDEN dB (A)	Aircraft LDEN dB(A)	Background LDEN dB(A)	Total LDay dB(A)	Total LEvening dB(A)	Total LNight dB (A)
17/12/19 7:00	7	65.9	62.5	67.3	65.9	-	-
17/12/19 8:00	4	64.3	57.1	66.8	64.3	-	-
17/12/19 9:00	3	64.3	55.3	65.3	64.3	-	-
17/12/19 10:00	15	68.6	67.2	64.4	68.6	-	-
17/12/19 11:00	18	67.5	65.8	64.3	67.5	-	-
17/12/19 12:00	11	68.8	67.4	64.7	68.8	-	-
17/12/19 13:00	11	69.4	68.2	64.8	69.4	-	-
17/12/19 14:00	13	66.8	64.5	64.0	66.8	-	-
17/12/19 15:00	13	64.5	59.3	64.3	64.5	-	-
17/12/19 16:00	9	68.4	66.9	63.8	68.4	-	-
17/12/19 17:00	10	68.2	67.3	61.6	68.2	-	-
17/12/19 18:00	12	67.4	66.1	62.1	67.4	-	-
17/12/19 19:00	22	70.6	68.0	67.9	-	70.6	-
17/12/19 20:00	5	73.7	73.0	65.9	-	73.7	-
17/12/19 21:00	6	70.9	70.0	63.6	-	70.9	-
17/12/19 22:00	4	73.7	73.2	64.2	-	73.7	-
17/12/19 23:00	3	78.2	77.8	67.9	-	-	78.2
18/12/19 0:00	-	65.4	-	66.6	-	-	65.4
18/12/19 1:00	-	62.7	-	63.3	-	-	62.7
18/12/19 2:00	-	62.5	-	63.0	-	-	62.5
18/12/19 3:00	-	63.7	-	63.9	-	-	63.7
18/12/19 4:00	-	65.9	-	66.3	-	-	65.9
18/12/19 5:00	-	69.4	-	70.9	-	-	69.4
18/12/19 6:00	14	77.5	76.4	86.1	-	-	77.5
	180	**70.7**	**69.3**	**73.1**	**67.3**	**72.5**	**72.6**

Location: NDB-Hamm NMT # 4

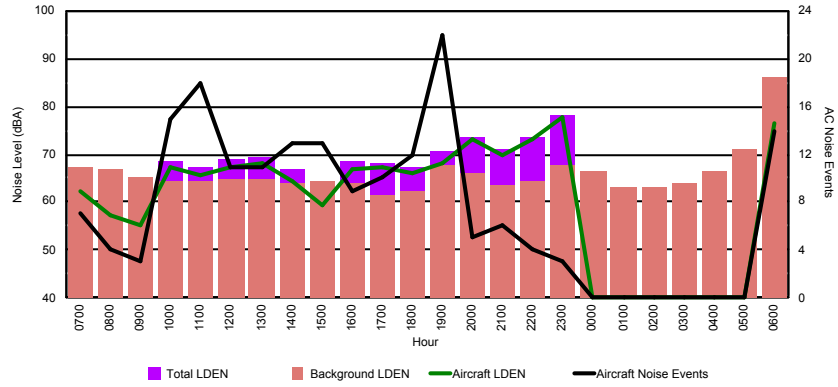

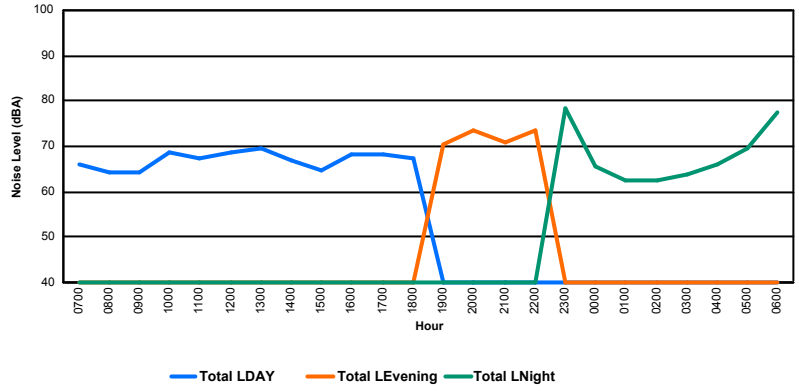

LE GOUVERNEMENT
DU GRAND-DUCHÉ DE LUXEMBOURG
Administration de la navigation aérienne

Luxembourg Airport

Noise Distribution by Hour

Between 18/12/2019 00:00:00 and 18/12/2019 23:59:59 (Local Time)

Day	Aircraft Events	Total LDEN dB (A)	Aircraft LDEN dB(A)	Background LDEN dB(A)	Total LDay dB(A)	Total LEvening dB(A)	Total LNight dB (A)
18/12/19 7:00	3	59.0	58.6	48.3	59.0	-	-
18/12/19 8:00	6	58.2	57.3	50.9	58.2	-	-
18/12/19 9:00	10	58.6	57.4	53.0	58.6	-	-
18/12/19 10:00	9	57.6	54.9	54.4	57.6	-	-
18/12/19 11:00	6	59.1	58.1	52.5	59.1	-	-
18/12/19 12:00	4	54.4	50.3	52.4	54.4	-	-
18/12/19 13:00	5	56.1	53.6	52.7	56.1	-	-
18/12/19 14:00	4	55.9	53.8	51.4	55.9	-	-
18/12/19 15:00	7	61.2	60.6	53.0	61.2	-	-
18/12/19 16:00	11	59.9	59.2	52.1	59.9	-	-
18/12/19 17:00	8	58.8	58.2	50.7	58.8	-	-
18/12/19 18:00	9	57.1	56.1	50.5	57.1	-	-
18/12/19 19:00	6	60.6	59.4	54.7	-	60.6	-
18/12/19 20:00	5	63.0	62.4	54.7	-	63.0	-
18/12/19 21:00	7	65.6	65.2	54.9	-	65.6	-
18/12/19 22:00	3	58.2	57.4	50.5	-	58.2	-
18/12/19 23:00	-	51.4	-	51.4	-	-	51.4
19/12/19 0:00	-	55.0	-	55.1	-	-	55.0
19/12/19 1:00	-	48.9	-	48.9	-	-	48.9
19/12/19 2:00	-	50.2	-	50.2	-	-	50.2
19/12/19 3:00	-	57.7	-	57.8	-	-	57.7
19/12/19 4:00	-	52.9	-	52.9	-	-	52.9
19/12/19 5:00	-	61.3	-	61.4	-	-	61.3
19/12/19 6:00	3	71.2	71.0	59.5	-	-	71.2
	106	**61.2**	**60.3**	**54.4**	**58.3**	**62.7**	**63.0**

Location: Roodt/Syr NMT # 1

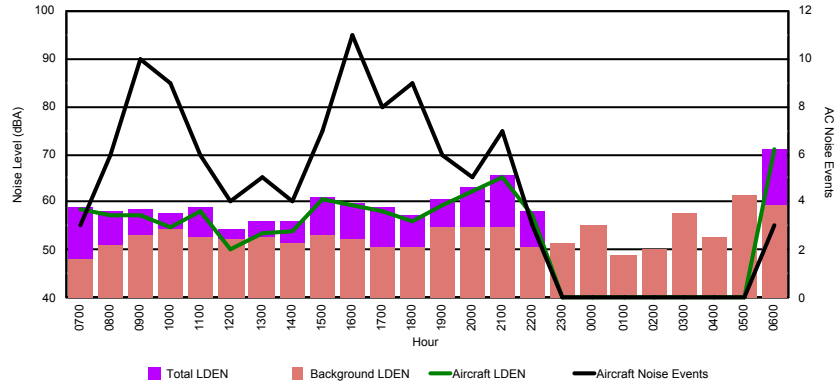

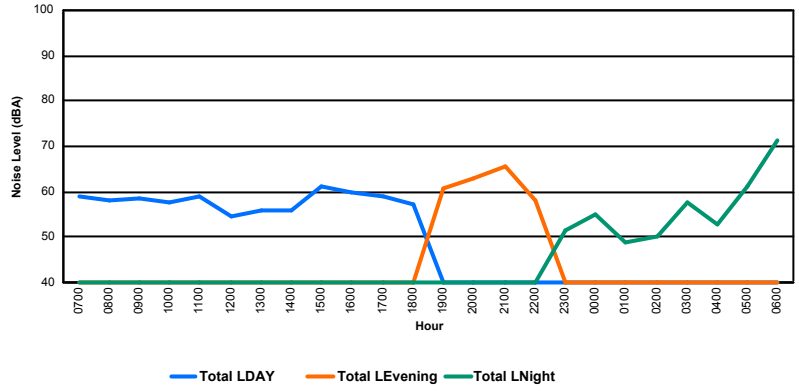

LE GOUVERNEMENT
DU GRAND-DUCHÉ DE LUXEMBOURG
Administration de la navigation aérienne

Luxembourg Airport

Noise Distribution by Hour

Between 18/12/2019 00:00:00 and 18/12/2019 23:59:59 (Local Time)

Day	Aircraft Events	Total LDEN dB (A)	Aircraft LDEN dB(A)	Background LDEN dB(A)	Total LDay dB(A)	Total LEvening dB(A)	Total LNight dB (A)
18/12/19 7:00	3	70.6	70.5	55.1	70.6	-	-
18/12/19 8:00	6	72.3	72.2	54.5	72.3	-	-
18/12/19 9:00	11	70.5	70.3	57.6	70.5	-	-
18/12/19 10:00	10	69.9	69.7	57.5	69.9	-	-
18/12/19 11:00	6	72.6	72.5	56.3	72.6	-	-
18/12/19 12:00	4	66.6	63.2	64.0	66.6	-	-
18/12/19 13:00	6	66.8	66.5	53.8	66.8	-	-
18/12/19 14:00	6	67.0	66.7	54.6	67.0	-	-
18/12/19 15:00	8	72.9	72.8	56.1	72.9	-	-
18/12/19 16:00	13	73.0	73.0	56.0	73.0	-	-
18/12/19 17:00	9	69.8	69.7	56.0	69.8	-	-
18/12/19 18:00	10	71.3	71.2	56.4	71.3	-	-
18/12/19 19:00	6	71.9	71.7	59.3	-	71.9	-
18/12/19 20:00	5	76.6	76.5	59.7	-	76.6	-
18/12/19 21:00	7	74.3	74.2	58.3	-	74.3	-
18/12/19 22:00	5	68.0	67.5	58.5	-	68.0	-
18/12/19 23:00	-	59.6	-	59.6	-	-	59.6
19/12/19 0:00	-	57.4	-	57.4	-	-	57.4
19/12/19 1:00	-	58.0	-	58.1	-	-	58.0
19/12/19 2:00	-	57.1	-	57.1	-	-	57.1
19/12/19 3:00	-	57.3	-	57.3	-	-	57.3
19/12/19 4:00	-	59.6	-	59.6	-	-	59.6
19/12/19 5:00	-	63.3	-	63.3	-	-	63.3
19/12/19 6:00	5	85.0	84.9	70.0	-	-	85.0
	120	**73.7**	**73.5**	**60.4**	**70.8**	**73.7**	**76.1**

Location: DVOR NMT # 2

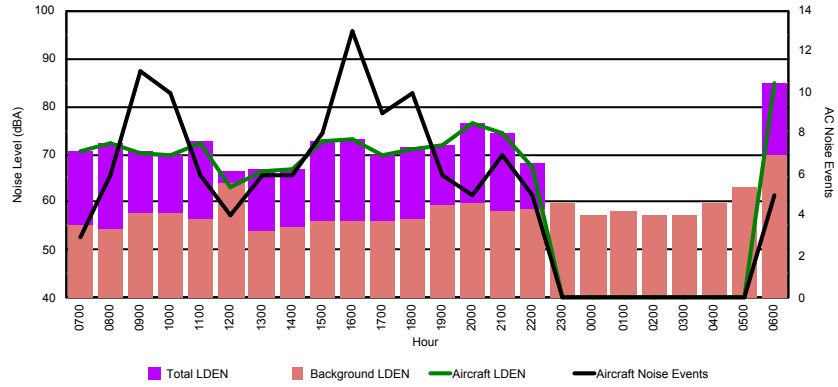

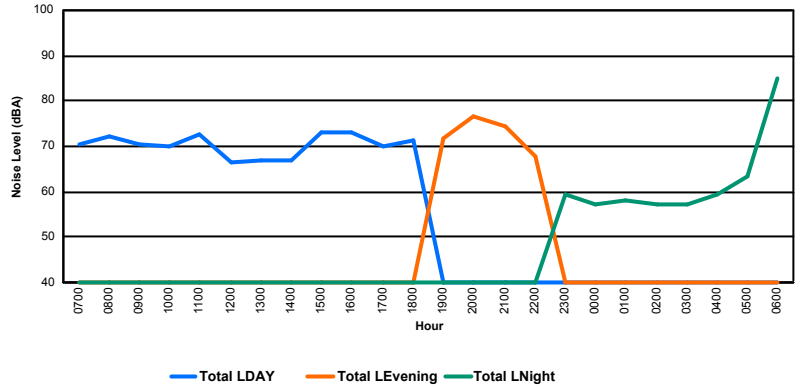

LE GOUVERNEMENT
DU GRAND-DUCHÉ DE LUXEMBOURG
Administration de la navigation aérienne

Luxembourg Airport

Noise Distribution by Hour

Between 18/12/2019 00:00:00 and 18/12/2019 23:59:59 (Local Time)

Day	Aircraft Events	Total LDEN dB (A)	Aircraft LDEN dB(A)	Background LDEN dB(A)	Total LDay dB(A)	Total LEvening dB(A)	Total LNight dB (A)
18/12/19 7:00	6	72.9	69.1	70.6	72.9	-	-
18/12/19 8:00	4	64.8	62.1	61.6	64.8	-	-
18/12/19 9:00	4	68.0	63.7	66.0	68.0	-	-
18/12/19 10:00	9	70.9	67.5	68.3	70.9	-	-
18/12/19 11:00	12	73.7	72.2	68.3	73.7	-	-
18/12/19 12:00	9	69.3	68.5	59.8	69.3	-	-
18/12/19 13:00	10	69.0	66.9	65.5	69.0	-	-
18/12/19 14:00	8	69.0	67.0	64.7	69.0	-	-
18/12/19 15:00	14	79.3	79.1	63.3	79.3	-	-
18/12/19 16:00	11	71.8	69.7	67.7	71.8	-	-
18/12/19 17:00	8	70.0	68.7	64.3	70.0	-	-
18/12/19 18:00	11	74.5	71.0	72.0	74.5	-	-
18/12/19 19:00	7	76.1	75.5	67.7	-	76.1	-
18/12/19 20:00	8	78.5	76.4	74.3	-	78.5	-
18/12/19 21:00	7	76.7	76.3	66.3	-	76.7	-
18/12/19 22:00	4	72.6	72.3	61.2	-	72.6	-
18/12/19 23:00	-	64.7	-	64.8	-	-	64.7
19/12/19 0:00	-	57.0	-	57.0	-	-	57.0
19/12/19 1:00	1	71.2	71.0	57.8	-	-	71.2
19/12/19 2:00	-	56.6	-	56.6	-	-	56.6
19/12/19 3:00	-	56.1	-	56.1	-	-	56.1
19/12/19 4:00	-	58.7	-	58.7	-	-	58.7
19/12/19 5:00	-	61.0	-	61.0	-	-	61.0
19/12/19 6:00	11	79.5	77.8	74.8	-	-	79.5
	144	**73.3**	**71.9**	**67.7**	**72.8**	**76.4**	**71.3**

Location: Mid Runway NMT # 3

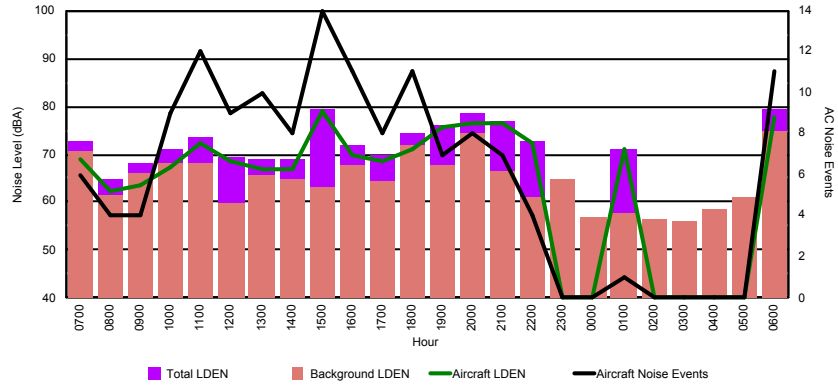

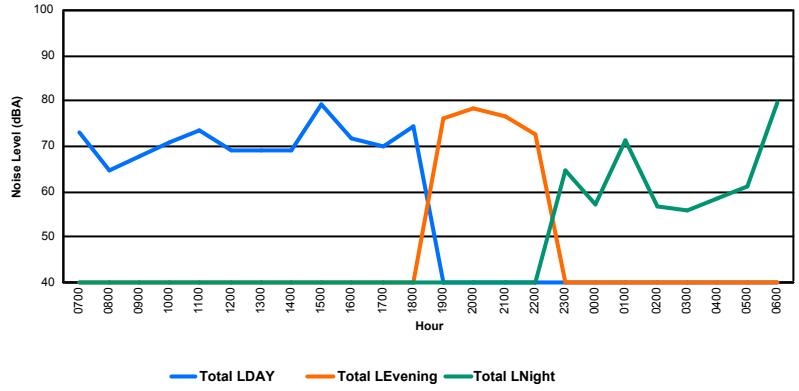

LE GOUVERNEMENT
DU GRAND-DUCHÉ DE LUXEMBOURG
Administration de la navigation aérienne

Luxembourg Airport

Noise Distribution by Hour

Between 18/12/2019 00:00:00 and 18/12/2019 23:59:59 (Local Time)

Day	Aircraft Events	Total LDEN dB (A)	Aircraft LDEN dB(A)	Background LDEN dB(A)	Total LDay dB(A)	Total LEvening dB(A)	Total LNight dB (A)
18/12/19 7:00	7	69.4	68.5	66.2	69.4	-	-
18/12/19 8:00	5	63.5	58.3	65.6	63.5	-	-
18/12/19 9:00	7	65.0	60.9	64.0	65.0	-	-
18/12/19 10:00	11	69.0	67.7	64.4	69.0	-	-
18/12/19 11:00	11	68.3	67.1	62.5	68.3	-	-
18/12/19 12:00	8	65.4	62.8	62.3	65.4	-	-
18/12/19 13:00	10	66.7	64.6	63.3	66.7	-	-
18/12/19 14:00	14	68.8	67.5	63.9	68.8	-	-
18/12/19 15:00	19	70.6	69.8	63.9	70.6	-	-
18/12/19 16:00	8	64.8	61.1	62.9	64.8	-	-
18/12/19 17:00	8	66.3	64.0	62.8	66.3	-	-
18/12/19 18:00	14	70.4	69.7	62.6	70.4	-	-
18/12/19 19:00	7	75.4	74.8	66.8	-	75.4	-
18/12/19 20:00	8	75.7	75.2	66.6	-	75.7	-
18/12/19 21:00	3	69.7	67.5	65.8	-	69.7	-
18/12/19 22:00	20	75.0	74.6	66.0	-	75.0	-
18/12/19 23:00	1	74.0	72.3	69.1	-	-	74.0
19/12/19 0:00	-	67.1	-	68.3	-	-	67.1
19/12/19 1:00	2	74.9	74.3	67.2	-	-	74.9
19/12/19 2:00	-	65.6	-	66.5	-	-	65.6
19/12/19 3:00	-	66.4	-	66.9	-	-	66.4
19/12/19 4:00	-	68.1	-	69.1	-	-	68.1
19/12/19 5:00	-	71.8	-	73.7	-	-	71.8
19/12/19 6:00	11	76.1	73.5	77.1	-	-	76.1
	174	**71.2**	**69.6**	**68.2**	**67.9**	**74.5**	**72.2**

Location: NDB-Hamm NMT # 4

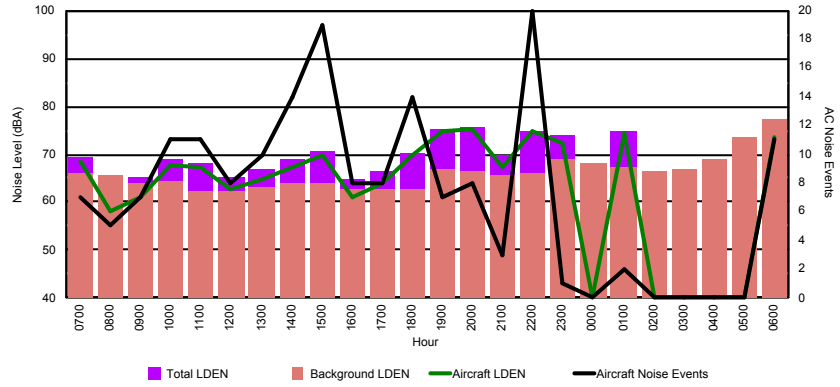

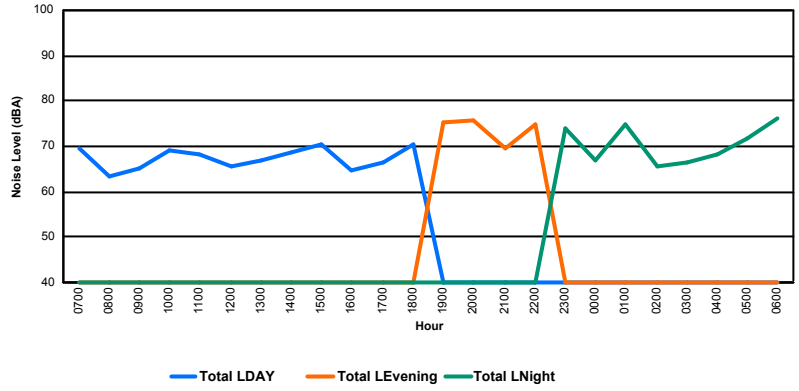

LE GOUVERNEMENT
DU GRAND-DUCHÉ DE LUXEMBOURG
Administration de la navigation aérienne

Luxembourg Airport

Noise Distribution by Hour

Between 19/12/2019 00:00:00 and 19/12/2019 23:59:59 (Local Time)

Day	Aircraft Events	Total LDEN dB (A)	Aircraft LDEN dB(A)	Background LDEN dB(A)	Total LDay dB(A)	Total LEvening dB(A)	Total LNight dB (A)
19/12/19 7:00	2	61.2	60.7	52.0	61.2	-	-
19/12/19 8:00	3	58.9	56.3	55.6	58.9	-	-
19/12/19 9:00	10	60.3	56.4	58.2	60.3	-	-
19/12/19 10:00	8	59.5	55.6	57.4	59.5	-	-
19/12/19 11:00	9	59.9	58.3	54.9	59.9	-	-
19/12/19 12:00	7	61.6	61.2	51.2	61.6	-	-
19/12/19 13:00	3	53.8	47.0	52.9	53.8	-	-
19/12/19 14:00	9	61.2	60.2	54.5	61.2	-	-
19/12/19 15:00	4	58.2	56.3	53.8	58.2	-	-
19/12/19 16:00	8	60.1	59.4	51.7	60.1	-	-
19/12/19 17:00	12	60.4	59.8	52.2	60.4	-	-
19/12/19 18:00	10	58.9	58.0	51.9	58.9	-	-
19/12/19 19:00	5	62.5	59.1	55.3	-	62.5	-
19/12/19 20:00	3	60.7	62.1	53.1	-	60.7	-
19/12/19 21:00	7	64.1	63.6	54.7	-	64.1	-
19/12/19 22:00	11	61.2	59.9	55.6	-	61.2	-
19/12/19 23:00	3	63.7	61.7	59.6	-	-	63.7
20/12/19 0:00	1	67.1	65.8	61.2	-	-	67.1
20/12/19 1:00	-	60.6	-	60.7	-	-	60.6
20/12/19 2:00	-	60.8	-	61.0	-	-	60.8
20/12/19 3:00	-	58.2	-	58.2	-	-	58.2
20/12/19 4:00	-	56.7	-	56.8	-	-	56.7
20/12/19 5:00	-	56.4	-	56.4	-	-	56.4
20/12/19 6:00	1	59.9	55.1	58.1	-	-	59.9
	116	**61.1**	**59.1**	**56.8**	**59.9**	**62.3**	**61.9**

Location: Roodt/Syr NMT # 1

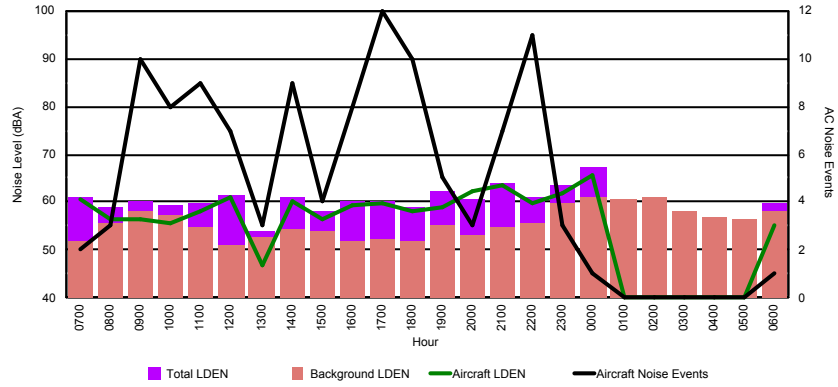

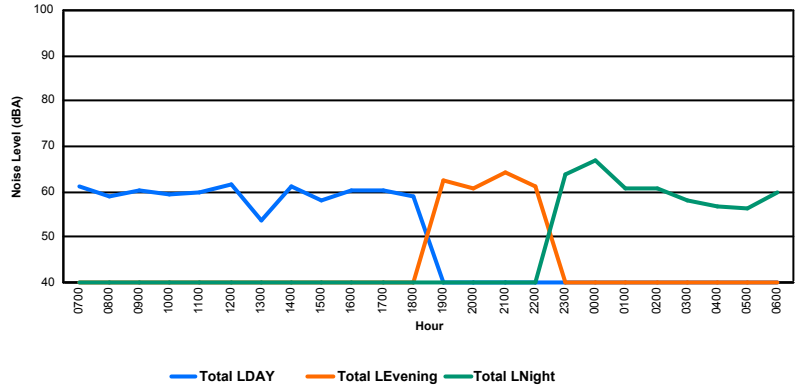

LE GOUVERNEMENT
DU GRAND-DUCHÉ DE LUXEMBOURG
Administration de la navigation aérienne

Luxembourg Airport

Noise Distribution by Hour

Between 19/12/2019 00:00:00 and 19/12/2019 23:59:59 (Local Time)

Day	Aircraft Events	Total LDEN dB (A)	Aircraft LDEN dB(A)	Background LDEN dB(A)	Total LDay dB(A)	Total LEvening dB(A)	Total LNight dB (A)
19/12/19 7:00	3	72.2	72.1	58.2	72.2	-	-
19/12/19 8:00	5	67.2	66.7	58.6	67.2	-	-
19/12/19 9:00	10	68.6	68.4	56.5	68.6	-	-
19/12/19 10:00	9	68.8	68.5	57.0	68.8	-	-
19/12/19 11:00	9	71.6	71.4	57.2	71.6	-	-
19/12/19 12:00	7	75.3	75.2	57.1	75.3	-	-
19/12/19 13:00	4	62.8	61.3	57.7	62.8	-	-
19/12/19 14:00	11	72.9	72.7	59.3	72.9	-	-
19/12/19 15:00	7	69.6	69.3	58.8	69.6	-	-
19/12/19 16:00	11	71.9	71.7	58.9	71.9	-	-
19/12/19 17:00	13	72.5	72.3	58.5	72.5	-	-
19/12/19 18:00	10	70.0	69.7	58.1	70.0	-	-
19/12/19 19:00	5	71.9	71.5	62.3	-	71.9	-
19/12/19 20:00	3	75.7	75.5	61.0	-	75.7	-
19/12/19 21:00	7	75.6	75.5	61.0	-	75.6	-
19/12/19 22:00	13	73.0	72.7	60.5	-	73.0	-
19/12/19 23:00	2	73.3	72.8	63.7	-	-	73.3
20/12/19 0:00	1	77.0	76.8	62.0	-	-	77.0
20/12/19 1:00	-	58.8	-	58.9	-	-	58.8
20/12/19 2:00	-	60.6	-	60.8	-	-	60.6
20/12/19 3:00	-	61.5	-	61.5	-	-	61.5
20/12/19 4:00	-	60.4	-	60.4	-	-	60.4
20/12/19 5:00	-	63.0	-	63.0	-	-	63.0
20/12/19 6:00	1	67.4	63.8	64.9	-	-	67.4
	131	**71.7**	**71.3**	**60.4**	**71.2**	**74.3**	**70.2**

Location: DVOR NMT # 2

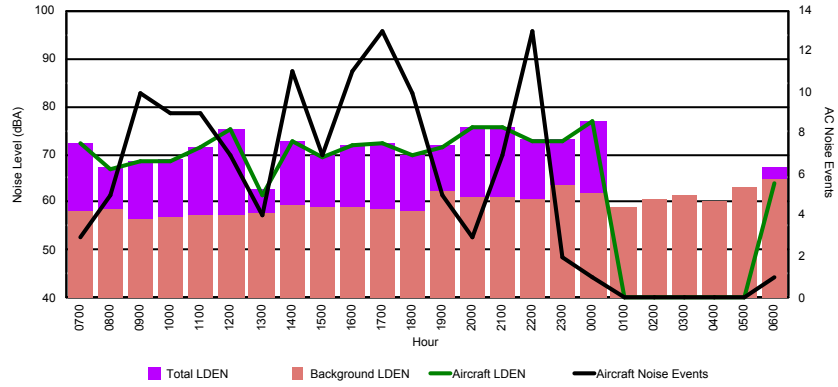

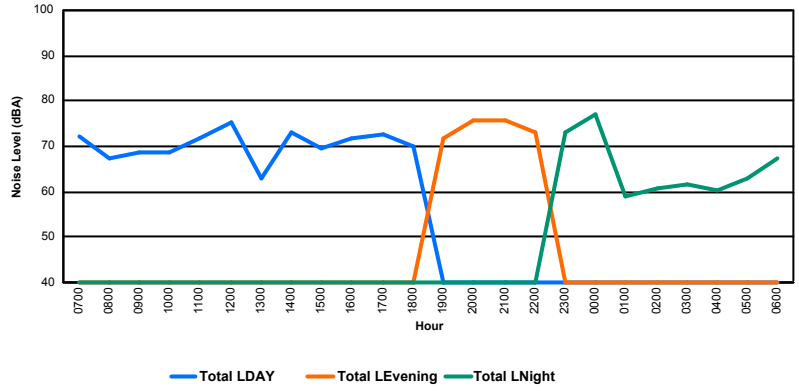

LE GOUVERNEMENT
DU GRAND-DUCHÉ DE LUXEMBOURG
Administration de la navigation aérienne

Luxembourg Airport

Noise Distribution by Hour

Between 19/12/2019 00:00:00 and 19/12/2019 23:59:59 (Local Time)

Day	Aircraft Events	Total LDEN dB (A)	Aircraft LDEN dB(A)	Background LDEN dB(A)	Total LDay dB(A)	Total LEvening dB(A)	Total LNight dB (A)
19/12/19 7:00	4	68.8	68.3	59.5	68.8	-	-
19/12/19 8:00	7	71.1	70.8	59.1	71.1	-	-
19/12/19 9:00	3	64.4	61.0	61.8	64.4	-	-
19/12/19 10:00	7	71.5	65.3	70.3	71.5	-	-
19/12/19 11:00	17	73.5	71.3	69.4	73.5	-	-
19/12/19 12:00	2	74.7	63.2	74.4	74.7	-	-
19/12/19 13:00	6	67.4	67.1	55.9	67.4	-	-
19/12/19 14:00	11	72.2	71.0	65.8	72.2	-	-
19/12/19 15:00	10	70.7	70.6	57.8	70.7	-	-
19/12/19 16:00	14	74.9	74.8	59.1	74.9	-	-
19/12/19 17:00	19	74.0	73.7	62.5	74.0	-	-
19/12/19 18:00	16	68.6	67.3	62.7	68.6	-	-
19/12/19 19:00	16	77.1	77.0	61.6	-	77.1	-
19/12/19 20:00	10	76.2	76.1	61.5	-	76.2	-
19/12/19 21:00	5	76.9	74.7	72.9	-	76.9	-
19/12/19 22:00	11	71.6	70.3	65.6	-	71.6	-
19/12/19 23:00	4	81.7	80.7	74.9	-	-	81.7
20/12/19 0:00	1	76.7	69.2	75.8	-	-	76.7
20/12/19 1:00	-	57.6	-	57.7	-	-	57.6
20/12/19 2:00	1	68.1	67.7	57.8	-	-	68.1
20/12/19 3:00	-	58.0	-	58.0	-	-	58.0
20/12/19 4:00	-	58.5	-	58.5	-	-	58.5
20/12/19 5:00	-	61.2	-	61.2	-	-	61.2
20/12/19 6:00	14	78.2	77.2	71.4	-	-	78.2
	178	**74.1**	**72.7**	**68.6**	**71.9**	**75.9**	**75.3**

Location: Mid Runway NMT # 3

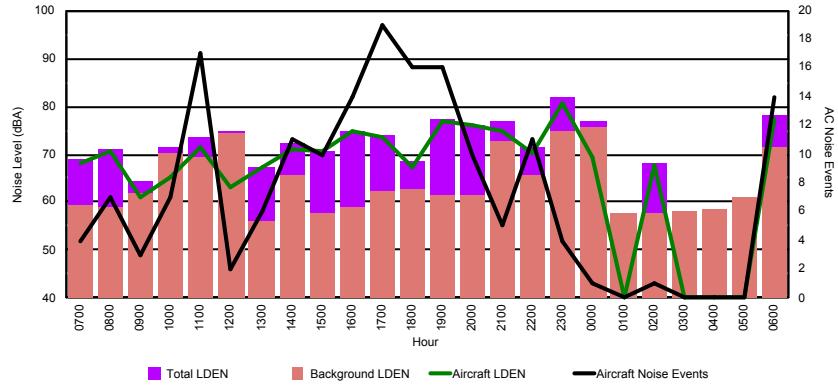

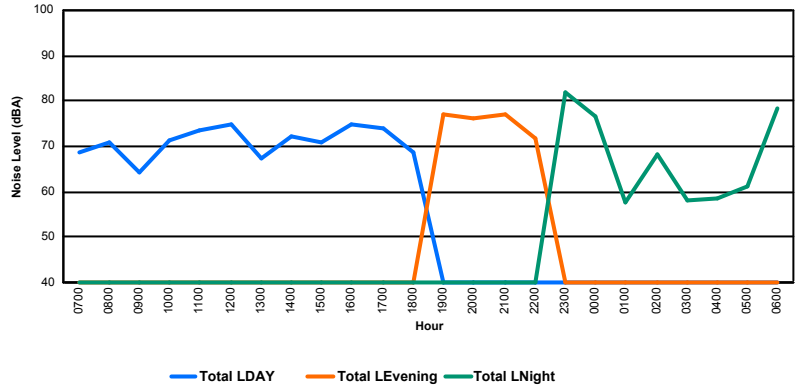

LE GOUVERNEMENT
DU GRAND-DUCHÉ DE LUXEMBOURG
Administration de la navigation aérienne

Luxembourg Airport

Noise Distribution by Hour

Between 19/12/2019 00:00:00 and 19/12/2019 23:59:59 (Local Time)

Day	Aircraft Events	Total LDEN dB (A)	Aircraft LDEN dB(A)	Background LDEN dB(A)	Total LDay dB(A)	Total LEvening dB(A)	Total LNight dB (A)
19/12/19 7:00	4	68.7	67.0	68.8	68.7	-	-
19/12/19 8:00	7	70.2	69.1	66.9	70.2	-	-
19/12/19 9:00	7	64.8	58.4	65.8	64.8	-	-
19/12/19 10:00	15	70.8	70.0	65.4	70.8	-	-
19/12/19 11:00	23	69.6	68.8	63.9	69.6	-	-
19/12/19 12:00	8	66.9	64.5	64.2	66.9	-	-
19/12/19 13:00	14	66.6	64.0	64.6	66.6	-	-
19/12/19 14:00	12	68.6	67.3	64.2	68.6	-	-
19/12/19 15:00	25	65.6	62.8	63.8	65.6	-	-
19/12/19 16:00	18	64.2	59.1	63.5	64.2	-	-
19/12/19 17:00	11	70.3	69.6	62.5	70.3	-	-
19/12/19 18:00	13	66.0	63.6	62.9	66.0	-	-
19/12/19 19:00	9	76.7	76.2	67.7	-	76.7	-
19/12/19 20:00	8	73.3	72.3	66.6	-	73.3	-
19/12/19 21:00	3	76.8	76.4	66.1	-	76.8	-
19/12/19 22:00	3	67.2	62.2	65.9	-	67.2	-
19/12/19 23:00	4	78.8	78.3	68.9	-	-	78.8
20/12/19 0:00	1	68.7	63.6	68.3	-	-	68.7
20/12/19 1:00	-	65.7	-	67.0	-	-	65.7
20/12/19 2:00	1	66.0	58.5	66.2	-	-	66.0
20/12/19 3:00	-	66.0	-	66.4	-	-	66.0
20/12/19 4:00	-	67.2	-	68.0	-	-	67.2
20/12/19 5:00	-	70.4	-	71.9	-	-	70.4
20/12/19 6:00	11	75.1	73.1	75.1	-	-	75.1
	197	**71.6**	**70.2**	**67.6**	**68.2**	**74.8**	**72.5**

Location: NDB-Hamm NMT # 4

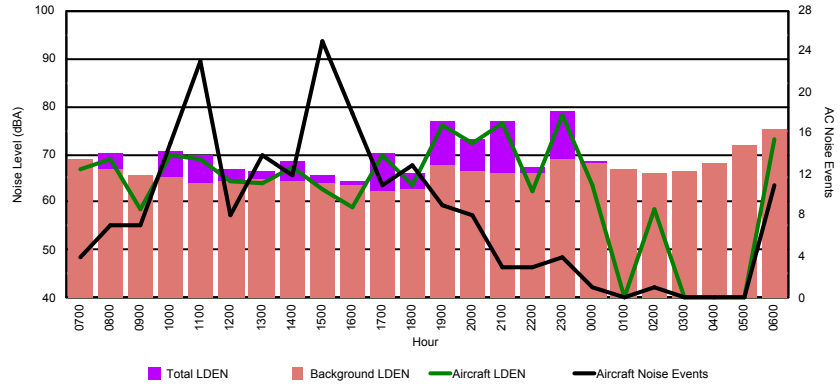

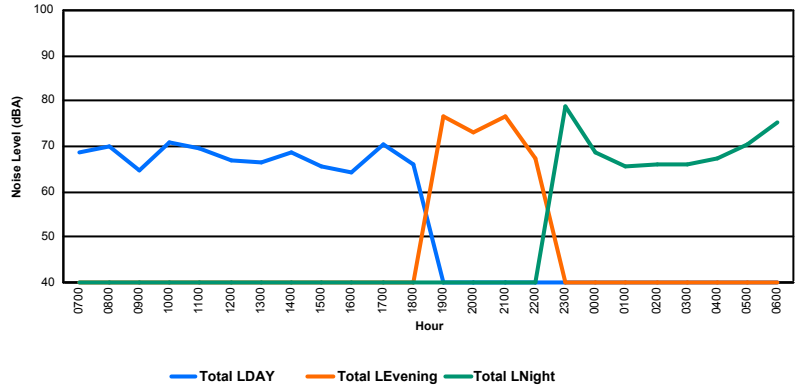

LE GOUVERNEMENT
DU GRAND-DUCHÉ DE LUXEMBOURG
Administration de la navigation aérienne

Luxembourg Airport

Noise Distribution by Hour

Between 20/12/2019 00:00:00 and 20/12/2019 23:59:59 (Local Time)

Day	Aircraft Events	Total LDEN dB (A)	Aircraft LDEN dB(A)	Background LDEN dB(A)	Total LDay dB(A)	Total LEvening dB(A)	Total LNight dB (A)
20/12/19 7:00	1	56.0	55.1	48.8	56.0	-	-
20/12/19 8:00	6	59.8	59.4	49.4	59.8	-	-
20/12/19 9:00	12	59.6	58.5	53.7	59.6	-	-
20/12/19 10:00	11	57.8	55.6	53.9	57.8	-	-
20/12/19 11:00	5	61.1	60.0	54.6	61.1	-	-
20/12/19 12:00	3	56.8	51.5	55.4	56.8	-	-
20/12/19 13:00	5	57.0	54.2	53.8	57.0	-	-
20/12/19 14:00	4	58.3	57.3	51.6	58.3	-	-
20/12/19 15:00	7	62.1	61.6	52.6	62.1	-	-
20/12/19 16:00	8	58.3	56.9	53.1	58.3	-	-
20/12/19 17:00	14	60.4	59.2	54.8	60.4	-	-
20/12/19 18:00	4	53.5	47.7	52.2	53.5	-	-
20/12/19 19:00	12	67.7	67.2	58.5	-	67.7	-
20/12/19 20:00	4	61.5	60.0	56.2	-	61.5	-
20/12/19 21:00	7	61.3	60.1	55.6	-	61.3	-
20/12/19 22:00	15	64.4	63.7	56.7	-	64.4	-
20/12/19 23:00	1	60.4	58.9	55.0	-	-	60.4
21/12/19 0:00	2	68.5	68.4	53.6	-	-	68.5
21/12/19 1:00	1	55.3	53.4	50.7	-	-	55.3
21/12/19 2:00	-	52.8	-	52.8	-	-	52.8
21/12/19 3:00	-	51.8	-	51.8	-	-	51.8
21/12/19 4:00	-	49.0	-	49.0	-	-	49.0
21/12/19 5:00	-	54.3	-	54.3	-	-	54.3
21/12/19 6:00	1	66.6	66.4	55.1	-	-	66.6
	123	**61.6**	**60.8**	**54.1**	**59.0**	**64.6**	**62.4**

Location: Roodt/Syr NMT # 1

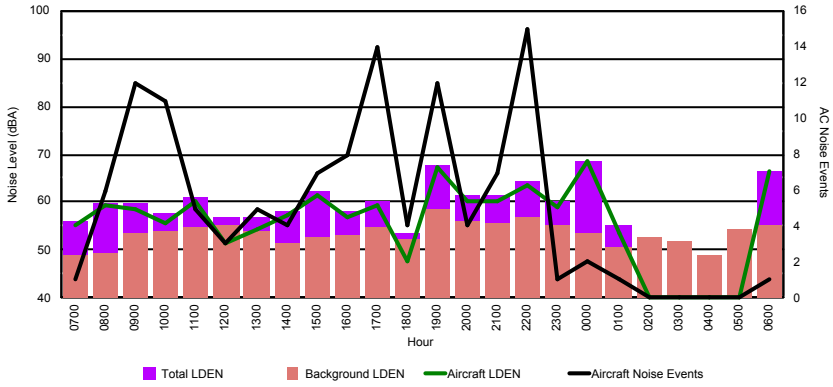

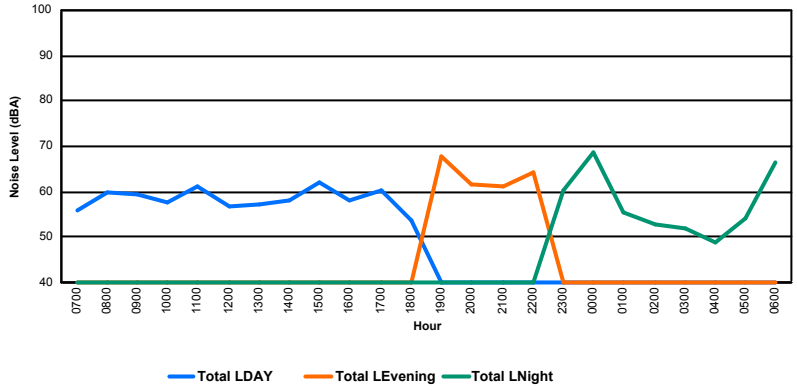

LE GOUVERNEMENT
DU GRAND-DUCHÉ DE LUXEMBOURG
Administration de la navigation aérienne

Luxembourg Airport

Noise Distribution by Hour

Between 20/12/2019 00:00:00 and 20/12/2019 23:59:59 (Local Time)

Day	Aircraft Events	Total LDEN dB (A)	Aircraft LDEN dB(A)	Background LDEN dB(A)	Total LDay dB(A)	Total LEvening dB(A)	Total LNight dB (A)
20/12/19 7:00	1	68.7	68.4	56.3	68.7	-	-
20/12/19 8:00	7	70.3	70.1	57.4	70.3	-	-
20/12/19 9:00	14	70.7	70.5	59.0	70.7	-	-
20/12/19 10:00	14	69.8	69.5	58.8	69.8	-	-
20/12/19 11:00	6	73.6	73.5	59.6	73.6	-	-
20/12/19 12:00	3	65.1	63.7	59.6	65.1	-	-
20/12/19 13:00	5	66.4	65.7	58.3	66.4	-	-
20/12/19 14:00	7	70.4	69.9	60.2	70.4	-	-
20/12/19 15:00	11	75.2	75.0	59.1	75.2	-	-
20/12/19 16:00	8	70.5	70.2	57.7	70.5	-	-
20/12/19 17:00	19	72.4	72.3	59.2	72.4	-	-
20/12/19 18:00	8	64.9	63.8	58.6	64.9	-	-
20/12/19 19:00	16	81.0	80.9	63.6	-	81.0	-
20/12/19 20:00	6	74.0	73.7	62.6	-	74.0	-
20/12/19 21:00	13	73.8	73.6	61.8	-	73.8	-
20/12/19 22:00	20	76.1	76.0	61.1	-	76.1	-
20/12/19 23:00	1	71.6	70.9	63.0	-	-	71.6
21/12/19 0:00	3	84.8	84.7	61.6	-	-	84.8
21/12/19 1:00	2	68.2	67.7	58.2	-	-	68.2
21/12/19 2:00	-	58.5	-	58.5	-	-	58.5
21/12/19 3:00	-	57.4	-	57.4	-	-	57.4
21/12/19 4:00	-	57.4	-	57.4	-	-	57.4
21/12/19 5:00	-	58.9	-	58.9	-	-	58.9
21/12/19 6:00	2	83.3	83.3	64.4	-	-	83.3
	166	**75.7**	**75.6**	**60.2**	**70.8**	**77.3**	**78.3**

Location: DVOR NMT # 2

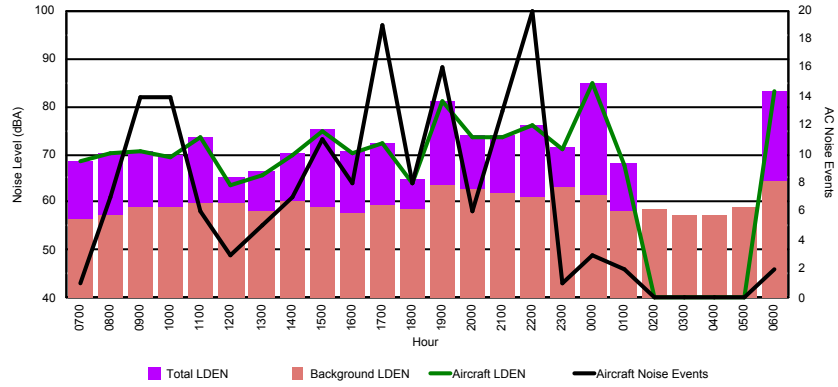

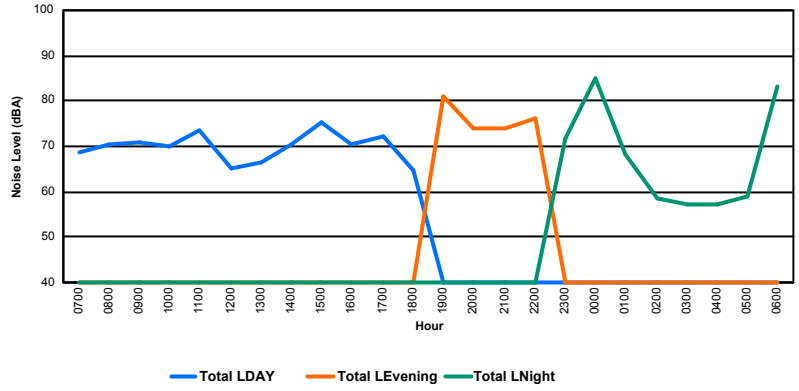

LE GOUVERNEMENT
DU GRAND-DUCHÉ DE LUXEMBOURG
Administration de la navigation aérienne

Luxembourg Airport

Noise Distribution by Hour

Between 20/12/2019 00:00:00 and 20/12/2019 23:59:59 (Local Time)

Day	Aircraft Events	Total LDEN dB (A)	Aircraft LDEN dB(A)	Background LDEN dB(A)	Total LDay dB(A)	Total LEvening dB(A)	Total LNight dB (A)
20/12/19 7:00	9	75.1	69.5	73.7	75.1	-	-
20/12/19 8:00	3	69.0	64.1	67.3	69.0	-	-
20/12/19 9:00	15	74.8	71.9	71.7	74.8	-	-
20/12/19 10:00	14	69.4	68.2	63.3	69.4	-	-
20/12/19 11:00	10	77.6	71.6	76.3	77.6	-	-
20/12/19 12:00	7	71.9	70.9	65.0	71.9	-	-
20/12/19 13:00	5	69.2	63.0	68.0	69.2	-	-
20/12/19 14:00	6	72.4	72.0	61.7	72.4	-	-
20/12/19 15:00	13	77.8	70.4	76.9	77.8	-	-
20/12/19 16:00	13	67.3	66.9	57.1	67.3	-	-
20/12/19 17:00	16	76.7	70.8	75.4	76.7	-	-
20/12/19 18:00	14	70.6	70.4	58.9	70.6	-	-
20/12/19 19:00	19	81.8	81.8	64.4	-	81.8	-
20/12/19 20:00	10	76.0	75.2	68.6	-	76.0	-
20/12/19 21:00	9	76.3	76.1	63.1	-	76.3	-
20/12/19 22:00	15	76.0	74.5	70.7	-	76.0	-
20/12/19 23:00	3	80.6	77.6	77.6	-	-	80.6
21/12/19 0:00	2	68.5	67.2	63.1	-	-	68.5
21/12/19 1:00	1	60.8	53.3	60.0	-	-	60.8
21/12/19 2:00	1	69.5	69.0	59.8	-	-	69.5
21/12/19 3:00	-	59.6	-	59.6	-	-	59.6
21/12/19 4:00	-	60.1	-	60.1	-	-	60.1
21/12/19 5:00	-	60.4	-	60.4	-	-	60.4
21/12/19 6:00	11	80.8	80.7	65.1	-	-	80.8
	196	**75.4**	**73.7**	**70.6**	**74.0**	**78.4**	**75.0**

Location: Mid Runway NMT # 3

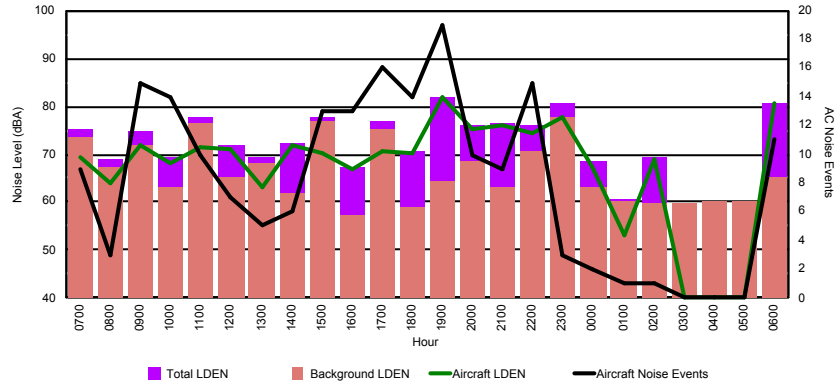

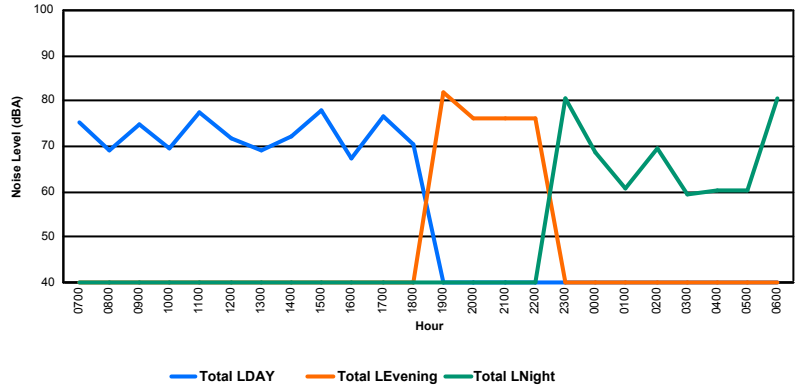

LE GOUVERNEMENT
DU GRAND-DUCHÉ DE LUXEMBOURG
Administration de la navigation aérienne

Luxembourg Airport

Noise Distribution by Hour

Between 20/12/2019 00:00:00 and 20/12/2019 23:59:59 (Local Time)

Day	Aircraft Events	Total LDEN dB (A)	Aircraft LDEN dB(A)	Background LDEN dB(A)	Total LDay dB(A)	Total LEvening dB(A)	Total LNight dB (A)
20/12/19 7:00	8	70.0	69.3	65.9	70.0	-	-
20/12/19 8:00	1	66.8	63.9	66.6	66.8	-	-
20/12/19 9:00	14	71.3	70.7	65.4	71.3	-	-
20/12/19 10:00	12	66.7	64.2	66.0	66.7	-	-
20/12/19 11:00	15	70.2	69.3	66.4	70.2	-	-
20/12/19 12:00	7	73.0	72.4	66.0	73.0	-	-
20/12/19 13:00	5	64.7	58.4	65.4	64.7	-	-
20/12/19 14:00	9	70.6	69.8	64.5	70.6	-	-
20/12/19 15:00	7	67.0	65.6	61.8	67.0	-	-
20/12/19 16:00	6	63.7	59.1	62.2	63.7	-	-
20/12/19 17:00	8	68.2	67.3	61.0	68.2	-	-
20/12/19 18:00	12	66.6	65.4	61.1	66.6	-	-
20/12/19 19:00	10	74.1	73.5	65.9	-	74.1	-
20/12/19 20:00	8	73.7	73.1	65.1	-	73.7	-
20/12/19 21:00	4	73.1	72.3	65.5	-	73.1	-
20/12/19 22:00	3	72.6	71.7	65.5	-	72.6	-
20/12/19 23:00	4	75.9	74.9	69.2	-	-	75.9
21/12/19 0:00	-	67.9	-	69.7	-	-	67.9
21/12/19 1:00	-	67.2	-	68.8	-	-	67.2
21/12/19 2:00	1	66.1	57.6	66.6	-	-	66.1
21/12/19 3:00	-	65.4	-	65.6	-	-	65.4
21/12/19 4:00	-	66.7	-	67.4	-	-	66.7
21/12/19 5:00	-	68.3	-	69.5	-	-	68.3
21/12/19 6:00	9	79.1	78.8	70.0	-	-	79.1
	143	**71.4**	**70.3**	**66.5**	**69.0**	**73.4**	**72.7**

Location: NDB-Hamm NMT # 4

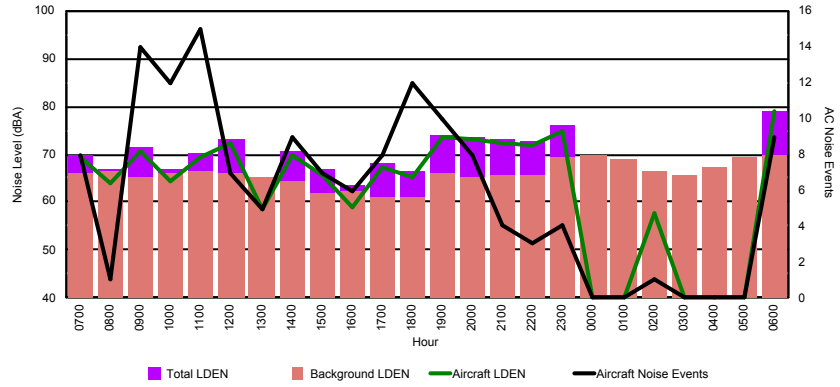

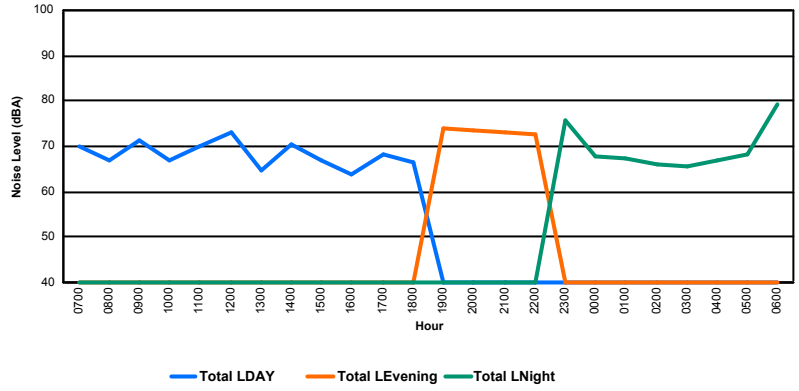

LE GOUVERNEMENT
DU GRAND-DUCHÉ DE LUXEMBOURG
Administration de la navigation aérienne

Luxembourg Airport

Noise Distribution by Hour

Between 21/12/2019 00:00:00 and 21/12/2019 23:59:59 (Local Time)

Day	Aircraft Events	Total LDEN dB (A)	Aircraft LDEN dB(A)	Background LDEN dB(A)	Total LDay dB(A)	Total LEvening dB(A)	Total LNight dB (A)
21/12/19 7:00	5	58.5	58.2	45.7	58.5	-	-
21/12/19 8:00	4	57.1	56.9	44.8	57.1	-	-
21/12/19 9:00	5	54.8	53.6	48.9	54.8	-	-
21/12/19 10:00	10	60.0	59.4	52.0	60.0	-	-
21/12/19 11:00	2	57.2	56.6	48.2	57.2	-	-
21/12/19 12:00	6	55.4	54.0	50.1	55.4	-	-
21/12/19 13:00	8	61.5	61.0	51.9	61.5	-	-
21/12/19 14:00	10	61.1	60.6	52.0	61.1	-	-
21/12/19 15:00	5	60.5	60.1	49.8	60.5	-	-
21/12/19 16:00	2	55.4	54.6	47.8	55.4	-	-
21/12/19 17:00	4	57.5	56.9	48.6	57.5	-	-
21/12/19 18:00	5	59.3	58.8	50.0	59.3	-	-
21/12/19 19:00	3	64.1	63.6	54.5	-	64.1	-
21/12/19 20:00	5	65.0	64.8	52.8	-	65.0	-
21/12/19 21:00	2	53.4	49.8	51.1	-	53.4	-
21/12/19 22:00	7	62.4	61.6	55.1	-	62.4	-
21/12/19 23:00	4	67.0	65.7	61.3	-	-	67.0
22/12/19 0:00	-	60.2	-	60.3	-	-	60.2
22/12/19 1:00	-	57.4	-	57.4	-	-	57.4
	87	**60.9**	**59.9**	**54.2**	**58.7**	**62.8**	**63.4**

Location: Roodt/Syr NMT # 1

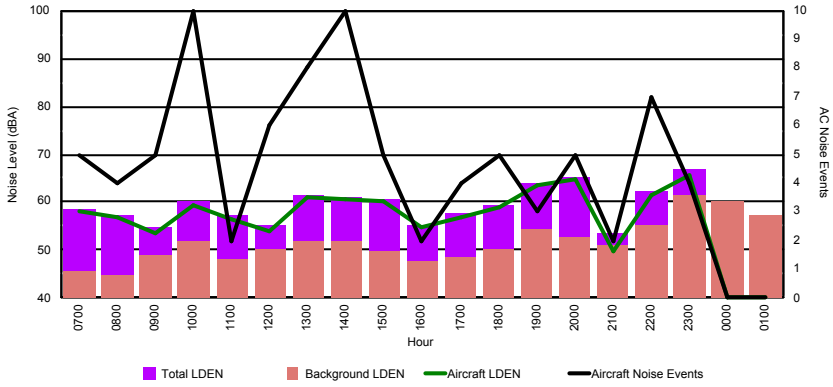

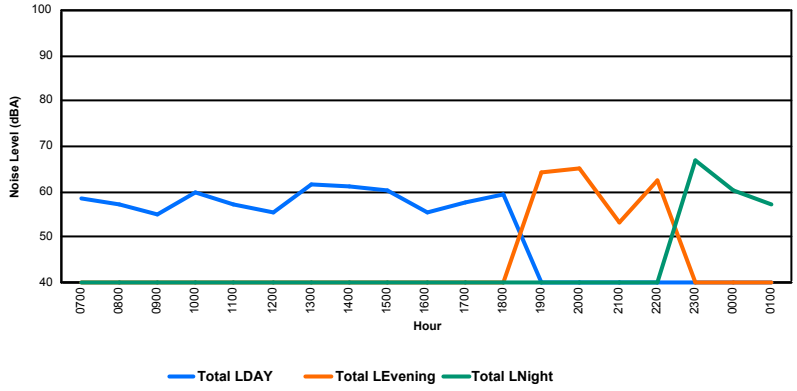

LE GOUVERNEMENT
DU GRAND-DUCHÉ DE LUXEMBOURG
Administration de la navigation aérienne

Luxembourg Airport

Noise Distribution by Hour

Between 21/12/2019 00:00:00 and 21/12/2019 23:59:59 (Local Time)

Day	Aircraft Events	Total LDEN dB (A)	Aircraft LDEN dB(A)	Background LDEN dB(A)	Total LDay dB(A)	Total LEvening dB(A)	Total LNight dB (A)
21/12/19 7:00	8	72.7	72.6	56.1	72.7	-	-
21/12/19 8:00	5	69.5	69.3	53.8	69.5	-	-
21/12/19 9:00	5	67.6	67.3	55.7	67.6	-	-
21/12/19 10:00	10	73.4	73.3	58.3	73.4	-	-
21/12/19 11:00	2	68.6	68.3	55.9	68.6	-	-
21/12/19 12:00	6	68.1	67.8	55.9	68.1	-	-
21/12/19 13:00	10	76.5	76.5	56.6	76.5	-	-
21/12/19 14:00	14	76.0	76.0	57.3	76.0	-	-
21/12/19 15:00	6	72.3	72.2	56.3	72.3	-	-
21/12/19 16:00	2	68.1	67.8	55.8	68.1	-	-
21/12/19 17:00	4	70.9	70.8	56.5	70.9	-	-
21/12/19 18:00	5	73.1	73.0	57.8	73.1	-	-
21/12/19 19:00	3	75.4	75.2	60.8	-	75.4	-
21/12/19 20:00	5	78.0	77.9	58.9	-	78.0	-
21/12/19 21:00	2	64.7	63.9	57.2	-	64.7	-
21/12/19 22:00	7	73.4	73.3	59.5	-	73.4	-
21/12/19 23:00	4	78.5	78.3	65.9	-	-	78.5
22/12/19 0:00	-	62.7	-	63.1	-	-	62.7
22/12/19 1:00	-	59.7	-	59.7	-	-	59.7
	98	**73.3**	**73.1**	**59.1**	**72.4**	**74.9**	**73.9**

Location: DVOR NMT # 2

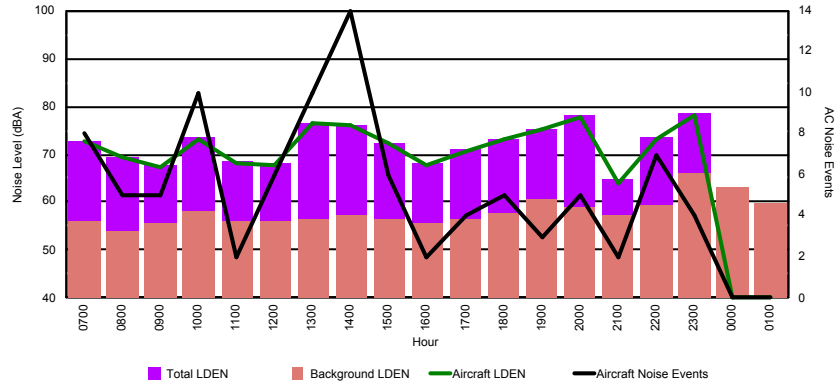

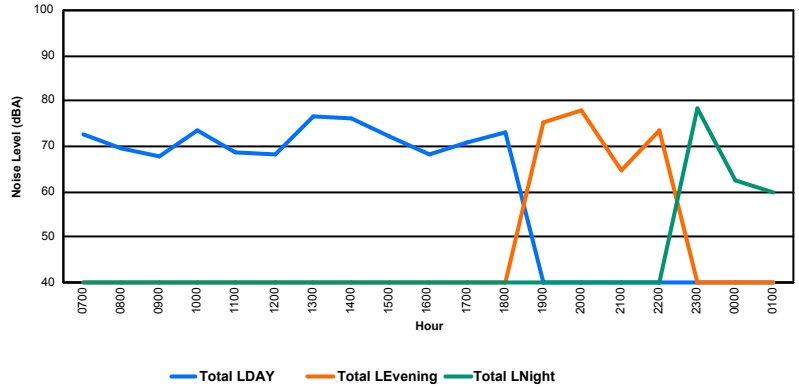

LE GOUVERNEMENT
DU GRAND-DUCHÉ DE LUXEMBOURG
Administration de la navigation aérienne

Luxembourg Airport

Noise Distribution by Hour

Between 21/12/2019 00:00:00 and 21/12/2019 23:59:59 (Local Time)

Day	Aircraft Events	Total LDEN dB (A)	Aircraft LDEN dB(A)	Background LDEN dB(A)	Total LDay dB(A)	Total LEvening dB(A)	Total LNight dB (A)
21/12/19 7:00	15	77.0	76.9	57.6	77.0	-	-
21/12/19 8:00	8	65.3	64.8	55.9	65.3	-	-
21/12/19 9:00	8	67.6	67.1	58.1	67.6	-	-
21/12/19 10:00	12	72.5	72.2	61.3	72.5	-	-
21/12/19 11:00	12	69.7	67.4	65.9	69.7	-	-
21/12/19 12:00	6	68.0	67.4	59.1	68.0	-	-
21/12/19 13:00	7	79.1	76.6	75.7	79.1	-	-
21/12/19 14:00	12	74.5	74.0	64.8	74.5	-	-
21/12/19 15:00	9	72.7	72.7	54.4	72.7	-	-
21/12/19 16:00	7	69.4	68.7	61.4	69.4	-	-
21/12/19 17:00	2	69.0	67.0	64.8	69.0	-	-
21/12/19 18:00	8	72.7	72.2	63.2	72.7	-	-
21/12/19 19:00	5	77.0	76.4	68.2	-	77.0	-
21/12/19 20:00	3	74.0	72.7	67.8	-	74.0	-
21/12/19 21:00	2	69.5	68.6	62.4	-	69.5	-
21/12/19 22:00	1	77.8	72.8	76.2	-	77.8	-
21/12/19 23:00	9	83.7	83.0	74.9	-	-	83.7
22/12/19 0:00	2	75.9	72.4	73.3	-	-	75.9
22/12/19 1:00	-	57.3	-	57.3	-	-	57.3
	128	**75.5**	**74.3**	**69.3**	**73.3**	**75.6**	**79.6**

Location: Mid Runway NMT # 3

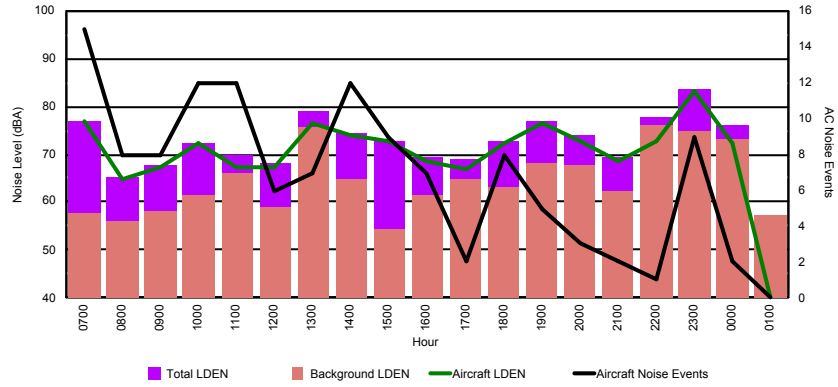

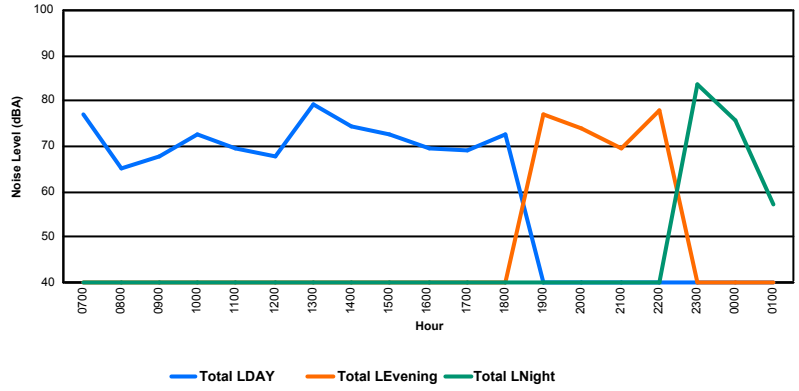

LE GOUVERNEMENT
DU GRAND-DUCHÉ DE LUXEMBOURG
Administration de la navigation aérienne

Luxembourg Airport

Noise Distribution by Hour

Between 21/12/2019 00:00:00 and 21/12/2019 23:59:59 (Local Time)

Day	Aircraft Events	Total LDEN dB (A)	Aircraft LDEN dB(A)	Background LDEN dB(A)	Total LDay dB(A)	Total LEvening dB(A)	Total LNight dB (A)
21/12/19 7:00	14	70.6	70.4	59.4	70.6	-	-
21/12/19 8:00	5	62.6	58.9	62.2	62.6	-	-
21/12/19 9:00	6	63.7	59.8	61.8	63.7	-	-
21/12/19 10:00	6	73.0	72.7	61.5	73.0	-	-
21/12/19 11:00	12	65.7	63.7	62.0	65.7	-	-
21/12/19 12:00	4	67.6	66.3	61.8	67.6	-	-
21/12/19 13:00	4	63.1	59.3	60.8	63.1	-	-
21/12/19 14:00	6	66.6	65.9	58.2	66.6	-	-
21/12/19 15:00	5	68.2	67.3	61.4	68.2	-	-
21/12/19 16:00	5	66.3	64.7	61.4	66.3	-	-
21/12/19 17:00	3	66.2	64.5	61.4	66.2	-	-
21/12/19 18:00	9	73.0	72.7	61.7	73.0	-	-
21/12/19 19:00	5	74.4	73.7	66.4	-	74.4	-
21/12/19 20:00	2	72.0	71.1	64.8	-	72.0	-
21/12/19 21:00	1	67.0	63.8	64.2	-	67.0	-
21/12/19 22:00	1	71.9	70.9	64.9	-	71.9	-
21/12/19 23:00	6	82.4	82.2	68.9	-	-	82.4
22/12/19 0:00	3	75.2	74.4	70.1	-	-	75.2
22/12/19 1:00	-	66.7	-	68.1	-	-	66.7
	97	**72.8**	**72.2**	**64.5**	**68.6**	**72.0**	**78.5**

Location: NDB-Hamm NMT # 4

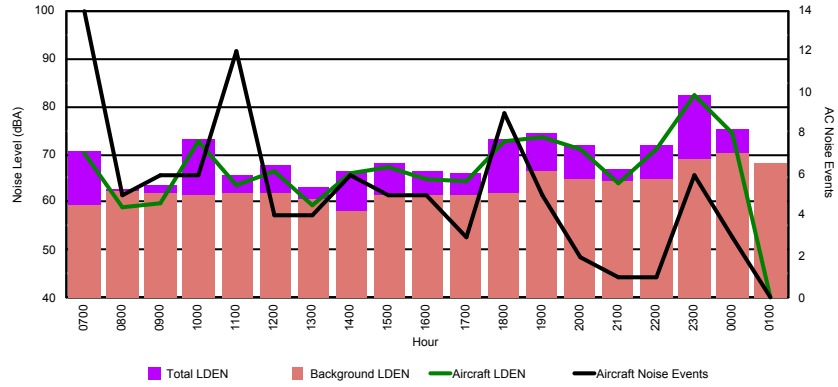

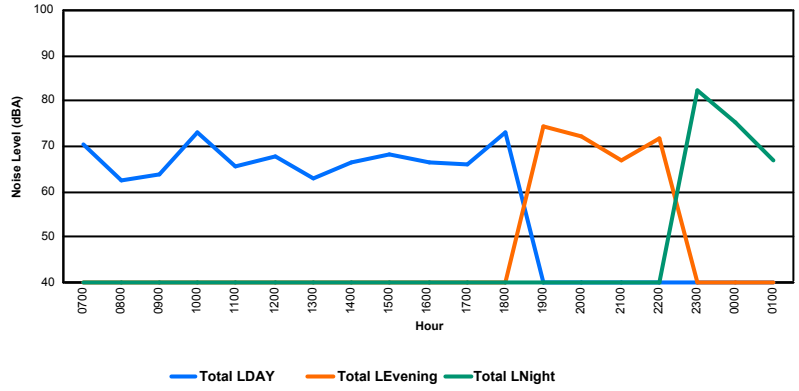

LE GOUVERNEMENT
DU GRAND-DUCHÉ DE LUXEMBOURG
Administration de la navigation aérienne

Luxembourg Airport

Noise Distribution by Hour

Between 22/12/2019 00:00:00 and 22/12/2019 23:59:59 (Local Time)

Day	Aircraft Events	Total LDEN dB (A)	Aircraft LDEN dB(A)	Background LDEN dB(A)	Total LDay dB(A)	Total LEvening dB(A)	Total LNight dB (A)
22/12/19 7:00	3	59.1	58.5	50.2	59.1	-	-
22/12/19 8:00	1	53.7	52.6	47.2	53.7	-	-
22/12/19 9:00	4	59.4	58.8	50.4	59.4	-	-
22/12/19 10:00	3	53.4	50.9	49.9	53.4	-	-
22/12/19 11:00	3	56.5	55.6	49.4	56.5	-	-
22/12/19 12:00	5	59.2	58.6	50.1	59.2	-	-
22/12/19 13:00	4	60.8	59.6	54.9	60.8	-	-
22/12/19 14:00	6	61.7	61.0	53.7	61.7	-	-
22/12/19 15:00	8	62.8	61.6	57.3	62.8	-	-
22/12/19 16:00	8	59.8	57.5	56.2	59.8	-	-
22/12/19 17:00	6	57.0	54.4	53.7	57.0	-	-
22/12/19 18:00	5	57.7	55.7	53.5	57.7	-	-
22/12/19 19:00	9	66.3	65.7	57.9	-	66.3	-
22/12/19 20:00	5	65.1	64.7	55.3	-	65.1	-
22/12/19 21:00	6	63.9	63.2	56.0	-	63.9	-
22/12/19 22:45	2	59.9	56.8	56.9	-	59.9	-
22/12/19 23:00	4	68.9	68.3	60.0	-	-	68.9
23/12/19 0:00	1	66.8	66.0	58.7	-	-	66.8
23/12/19 1:00	1	66.3	65.4	59.1	-	-	66.3
23/12/19 2:00	-	58.2	-	58.2	-	-	58.2
23/12/19 3:00	-	54.8	-	54.8	-	-	54.8
23/12/19 4:00	-	54.0	-	54.0	-	-	54.0
23/12/19 5:00	-	59.7	-	59.7	-	-	59.7
23/12/19 6:00	3	71.9	71.7	58.6	-	-	71.9
	87	**63.7**	**62.9**	**56.1**	**59.2**	**65.0**	**66.3**

Location: Roodt/Syr NMT # 1

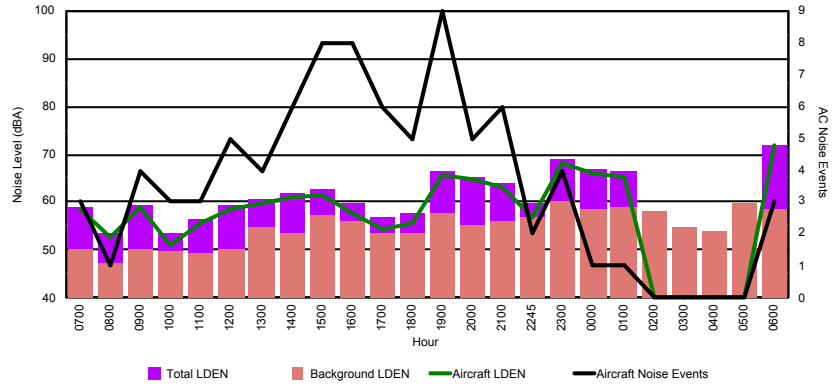

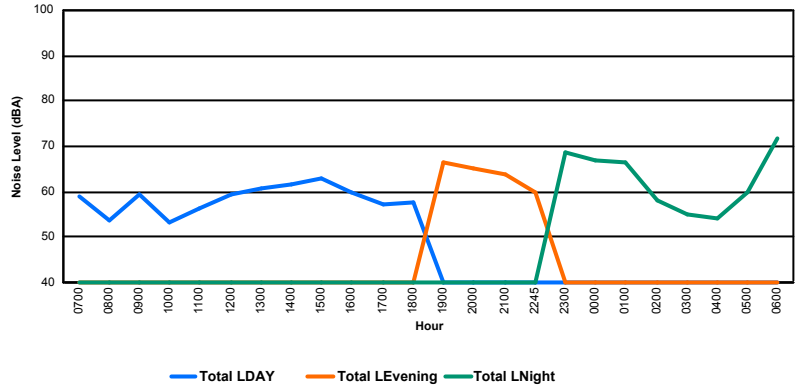

LE GOUVERNEMENT
DU GRAND-DUCHÉ DE LUXEMBOURG
Administration de la navigation aérienne

Luxembourg Airport
Noise Distribution by Hour

Between 22/12/2019 00:00:00 and 22/12/2019 23:59:59 (Local Time)

Day	Aircraft Events	Total LDEN dB (A)	Aircraft LDEN dB(A)	Background LDEN dB(A)	Total LDay dB(A)	Total LEvening dB(A)	Total LNight dB (A)
22/12/19 7:00	4	71.6	71.6	52.0	71.6	-	-
22/12/19 8:00	2	66.7	66.3	54.7	66.7	-	-
22/12/19 9:00	4	73.5	73.4	55.9	73.5	-	-
22/12/19 10:00	3	65.2	64.5	57.0	65.2	-	-
22/12/19 11:00	5	68.9	68.8	54.5	68.9	-	-
22/12/19 12:00	5	71.3	71.2	55.4	71.3	-	-
22/12/19 13:00	6	71.8	71.4	62.0	71.8	-	-
22/12/19 14:00	6	72.6	72.5	58.4	72.6	-	-
22/12/19 15:00	10	75.6	75.4	61.3	75.6	-	-
22/12/19 16:00	11	70.5	70.2	59.4	70.5	-	-
22/12/19 17:00	7	68.6	68.3	58.0	68.6	-	-
22/12/19 18:00	7	69.2	68.9	57.1	69.2	-	-
22/12/19 19:00	9	79.0	78.9	64.1	-	79.0	-
22/12/19 20:00	6	78.1	78.0	60.1	-	78.1	-
22/12/19 21:00	7	75.7	75.6	59.8	-	75.7	-
22/12/19 22:00	16	76.1	76.0	60.8	-	76.1	-
22/12/19 23:00	6	80.2	80.1	64.5	-	-	80.2
23/12/19 0:00	1	81.2	81.1	61.8	-	-	81.2
23/12/19 1:00	1	77.3	77.2	60.7	-	-	77.3
23/12/19 2:00	-	58.8	-	58.8	-	-	58.8
23/12/19 3:00	-	58.5	-	58.5	-	-	58.5
23/12/19 4:00	-	60.0	-	60.0	-	-	60.0
23/12/19 5:00	-	61.7	-	61.7	-	-	61.7
23/12/19 6:00	9	87.3	87.2	67.2	-	-	87.3
	125	**77.0**	**76.9**	**60.7**	**71.3**	**77.4**	**80.2**

Location: DVOR NMT # 2

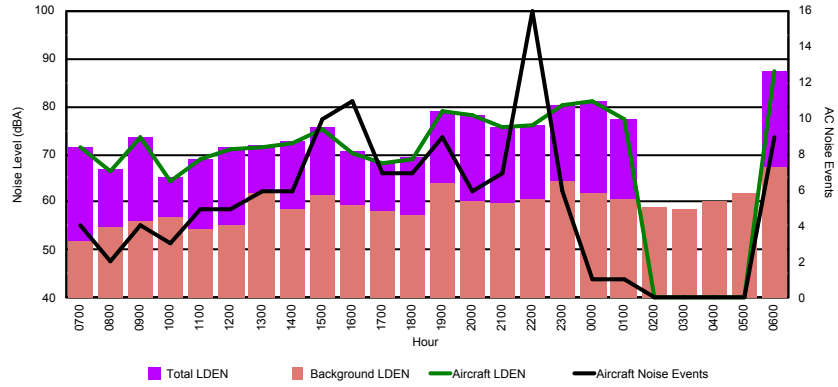

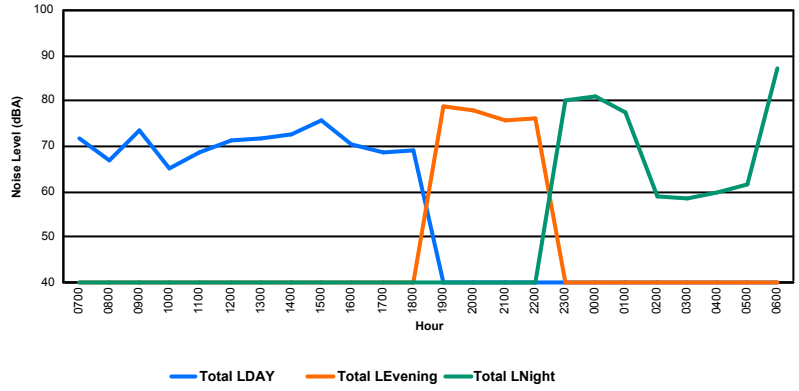

LE GOUVERNEMENT
DU GRAND-DUCHÉ DE LUXEMBOURG
Administration de la navigation aérienne

Luxembourg Airport

Noise Distribution by Hour

Between 22/12/2019 00:00:00 and 22/12/2019 23:59:59 (Local Time)

Day	Aircraft Events	Total LDEN dB (A)	Aircraft LDEN dB(A)	Background LDEN dB(A)	Total LDay dB(A)	Total LEvening dB(A)	Total LNight dB (A)
22/12/19 7:00	5	63.1	59.4	60.8	63.1	-	-
22/12/19 8:00	2	67.9	66.4	62.5	67.9	-	-
22/12/19 9:00	5	77.3	66.3	77.0	77.3	-	-
22/12/19 10:00	7	71.8	71.6	57.8	71.8	-	-
22/12/19 11:00	4	72.3	68.9	69.7	72.3	-	-
22/12/19 12:00	11	70.7	70.5	56.1	70.7	-	-
22/12/19 13:00	4	73.4	69.2	71.3	73.4	-	-
22/12/19 14:00	13	67.9	66.6	62.3	67.9	-	-
22/12/19 15:00	11	75.9	75.6	64.3	75.9	-	-
22/12/19 16:00	10	70.3	69.6	62.6	70.3	-	-
22/12/19 17:00	15	71.0	68.5	67.5	71.0	-	-
22/12/19 18:00	8	71.2	69.8	65.7	71.2	-	-
22/12/19 19:00	18	79.7	78.8	72.9	-	79.7	-
22/12/19 20:00	9	81.7	74.8	80.7	-	81.7	-
22/12/19 21:00	8	74.9	72.6	71.0	-	74.9	-
22/12/19 22:00	18	77.0	76.6	66.3	-	77.0	-
22/12/19 23:00	8	80.2	80.0	66.8	-	-	80.2
23/12/19 0:00	1	69.5	67.2	65.9	-	-	69.5
23/12/19 1:00	1	68.6	66.9	63.9	-	-	68.6
23/12/19 2:00	-	60.8	-	61.0	-	-	60.8
23/12/19 3:00	-	59.5	-	59.5	-	-	59.5
23/12/19 4:00	-	60.8	-	60.9	-	-	60.8
23/12/19 5:00	-	62.2	-	62.2	-	-	62.2
23/12/19 6:00	13	83.7	81.4	79.9	-	-	83.7
	171	**75.7**	**73.5**	**71.8**	**72.4**	**79.1**	**76.5**

Location: Mid Runway NMT # 3

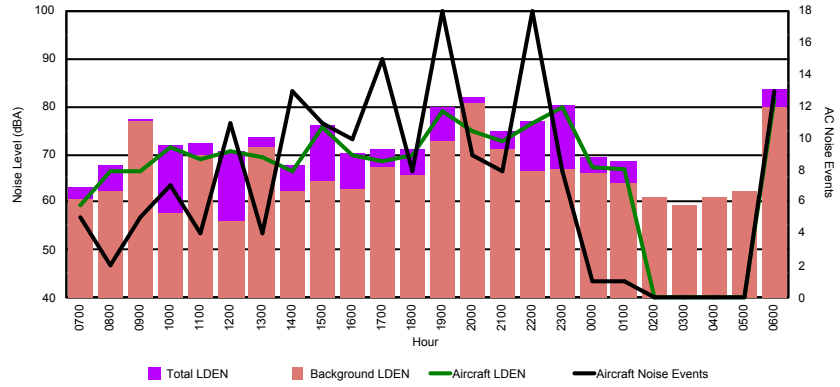

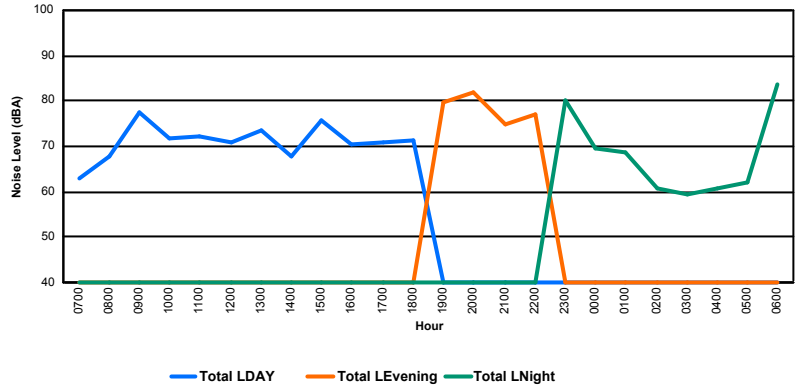

LE GOUVERNEMENT
DU GRAND-DUCHÉ DE LUXEMBOURG
Administration de la navigation aérienne

Luxembourg Airport

Noise Distribution by Hour

Between 22/12/2019 00:00:00 and 22/12/2019 23:59:59 (Local Time)

Day	Aircraft Events	Total LDEN dB (A)	Aircraft LDEN dB(A)	Background LDEN dB(A)	Total LDay dB(A)	Total LEvening dB(A)	Total LNight dB (A)
22/12/19 7:00	2	56.5	49.3	55.8	56.5	-	-
22/12/19 8:00	3	66.3	65.7	58.0	66.3	-	-
22/12/19 9:00	6	63.5	61.4	59.5	63.5	-	-
22/12/19 10:00	5	70.7	70.4	59.0	70.7	-	-
22/12/19 11:00	3	62.8	60.4	59.2	62.8	-	-
22/12/19 12:00	7	62.1	59.2	59.2	62.1	-	-
22/12/19 13:00	3	66.5	65.6	59.3	66.5	-	-
22/12/19 14:00	7	62.4	56.7	61.3	62.4	-	-
22/12/19 15:00	2	66.3	62.5	64.2	66.3	-	-
22/12/19 16:00	6	66.7	65.6	60.3	66.7	-	-
22/12/19 17:00	9	67.9	67.3	59.0	67.9	-	-
22/12/19 18:00	7	66.0	65.1	58.7	66.0	-	-
22/12/19 19:00	9	74.9	74.6	63.1	-	74.9	-
22/12/19 20:00	7	75.2	75.0	61.8	-	75.2	-
22/12/19 21:00	4	69.4	68.6	61.6	-	69.4	-
22/12/19 22:00	6	74.2	73.9	62.2	-	74.2	-
22/12/19 23:00	3	76.0	75.7	64.8	-	-	76.0
23/12/19 0:00	-	62.7	-	63.3	-	-	62.7
23/12/19 1:00	-	62.1	-	62.5	-	-	62.1
23/12/19 2:00	-	61.5	-	61.8	-	-	61.5
23/12/19 3:00	-	62.6	-	62.6	-	-	62.6
23/12/19 4:00	-	64.4	-	64.5	-	-	64.4
23/12/19 5:00	-	67.2	-	68.0	-	-	67.2
23/12/19 6:00	12	77.4	77.0	69.9	-	-	77.4
	101	**70.3**	**69.5**	**63.0**	**66.0**	**73.9**	**71.4**

Location: NDB-Hamm NMT # 4

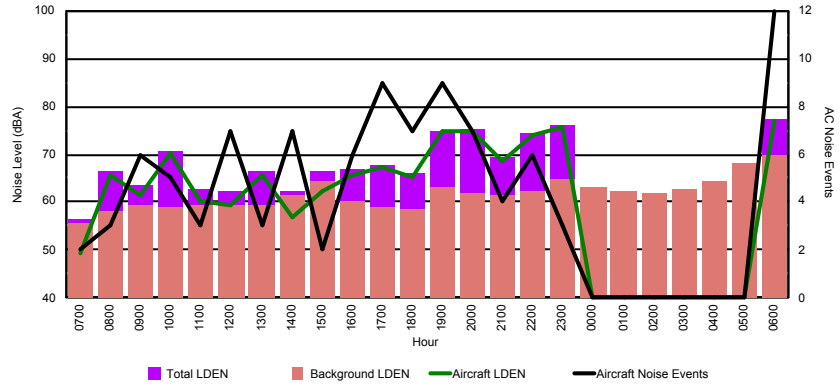

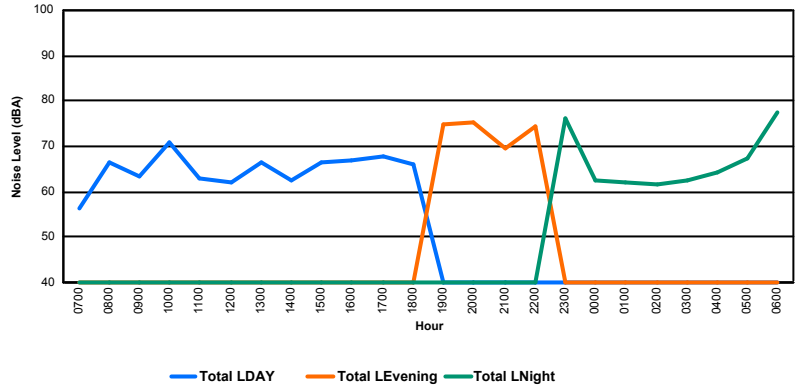

LE GOUVERNEMENT
DU GRAND-DUCHÉ DE LUXEMBOURG
Administration de la navigation aérienne

Luxembourg Airport

Noise Distribution by Hour

Between 23/12/2019 00:00:00 and 23/12/2019 23:59:59 (Local Time)

Day	Aircraft Events	Total LDEN dB (A)	Aircraft LDEN dB(A)	Background LDEN dB(A)	Total LDay dB(A)	Total LEvening dB(A)	Total LNight dB (A)
23/12/19 7:00	2	53.2	51.2	48.9	53.2	-	-
23/12/19 8:00	3	53.9	52.6	47.9	53.9	-	-
23/12/19 9:00	6	57.6	57.1	49.7	57.6	-	-
23/12/19 10:00	10	59.4	58.4	51.9	59.4	-	-
23/12/19 11:00	3	53.5	51.7	49.0	53.5	-	-
23/12/19 12:00	4	57.0	55.6	51.7	57.0	-	-
23/12/19 13:00	6	58.6	57.7	51.5	58.6	-	-
23/12/19 14:00	3	54.7	52.0	51.5	54.7	-	-
23/12/19 15:00	4	57.1	56.0	50.8	57.1	-	-
23/12/19 16:00	9	59.1	58.3	51.5	59.1	-	-
23/12/19 17:00	9	60.2	59.7	51.1	60.2	-	-
23/12/19 18:00	2	57.2	56.6	48.6	57.2	-	-
23/12/19 19:00	7	63.6	63.0	55.0	-	63.6	-
23/12/19 20:00	2	60.6	59.7	53.7	-	60.6	-
23/12/19 21:00	7	64.0	63.4	55.5	-	64.0	-
23/12/19 22:00	15	66.9	66.5	56.2	-	66.9	-
23/12/19 23:00	-	53.7	-	53.7	-	-	53.7
24/12/19 0:00	1	60.7	59.5	54.8	-	-	60.7
24/12/19 1:00	1	66.2	65.8	54.6	-	-	66.2
24/12/19 2:00	-	53.5	-	53.5	-	-	53.5
24/12/19 3:00	-	52.4	-	52.4	-	-	52.4
24/12/19 4:00	-	53.6	-	53.6	-	-	53.6
24/12/19 5:00	-	60.2	-	60.3	-	-	60.2
24/12/19 6:00	1	67.2	66.6	58.4	-	-	67.2
	95	**61.0**	**60.0**	**53.9**	**57.4**	**64.3**	**61.9**

Location: Roodt/Syr NMT # 1

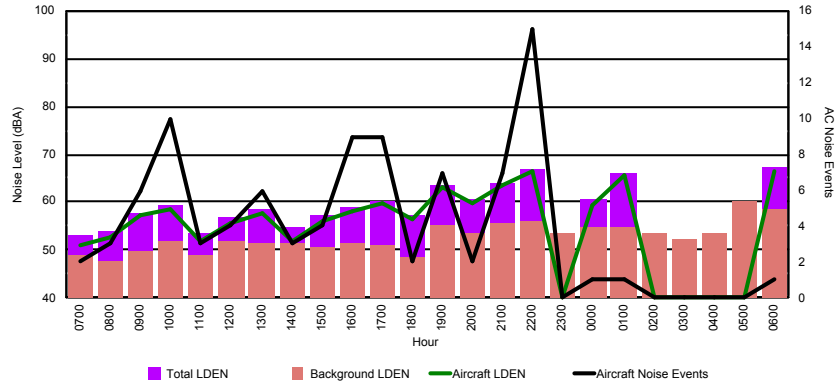

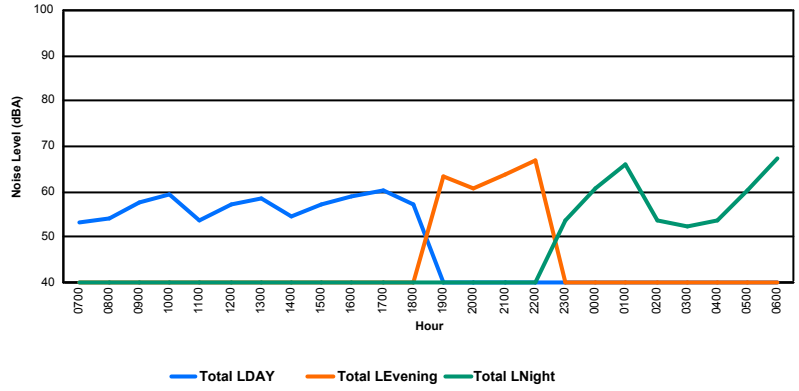

LE GOUVERNEMENT
DU GRAND-DUCHÉ DE LUXEMBOURG
Administration de la navigation aérienne

Luxembourg Airport

Noise Distribution by Hour

Between 23/12/2019 00:00:00 and 23/12/2019 23:59:59 (Local Time)

Day	Aircraft Events	Total LDEN dB (A)	Aircraft LDEN dB(A)	Background LDEN dB(A)	Total LDay dB(A)	Total LEvening dB(A)	Total LNight dB (A)
23/12/19 7:00	4	64.3	63.7	55.7	64.3	-	-
23/12/19 8:00	5	65.1	64.6	55.2	65.1	-	-
23/12/19 9:00	5	66.1	65.7	55.6	66.1	-	-
23/12/19 10:00	14	73.5	73.4	56.9	73.5	-	-
23/12/19 11:00	3	65.2	64.6	55.7	65.2	-	-
23/12/19 12:00	4	69.4	69.2	55.8	69.4	-	-
23/12/19 13:00	7	71.2	71.1	57.4	71.2	-	-
23/12/19 14:00	3	65.1	64.6	55.5	65.1	-	-
23/12/19 15:00	4	70.0	69.9	55.7	70.0	-	-
23/12/19 16:00	10	71.5	71.4	56.3	71.5	-	-
23/12/19 17:00	9	73.9	73.6	62.4	73.9	-	-
23/12/19 18:00	3	68.9	68.7	55.6	68.9	-	-
23/12/19 19:00	7	76.1	75.9	60.2	-	76.1	-
23/12/19 20:00	2	72.5	72.3	58.6	-	72.5	-
23/12/19 21:00	7	75.9	75.8	59.8	-	75.9	-
23/12/19 22:00	15	81.3	81.3	59.7	-	81.3	-
23/12/19 23:00	-	57.9	-	57.9	-	-	57.9
24/12/19 0:00	1	73.5	73.4	56.6	-	-	73.5
24/12/19 1:00	2	77.2	77.1	58.4	-	-	77.2
24/12/19 2:00	-	54.9	-	54.9	-	-	54.9
24/12/19 3:00	-	55.6	-	55.6	-	-	55.6
24/12/19 4:00	-	59.2	-	59.2	-	-	59.2
24/12/19 5:00	-	61.2	-	61.2	-	-	61.2
24/12/19 6:00	3	80.4	80.1	68.3	-	-	80.4
	108	**73.5**	**73.3**	**59.4**	**69.9**	**77.6**	**73.7**

Location: DVOR NMT # 2

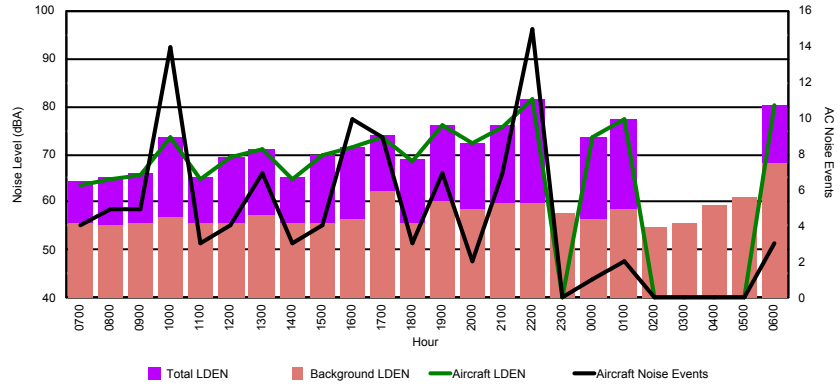

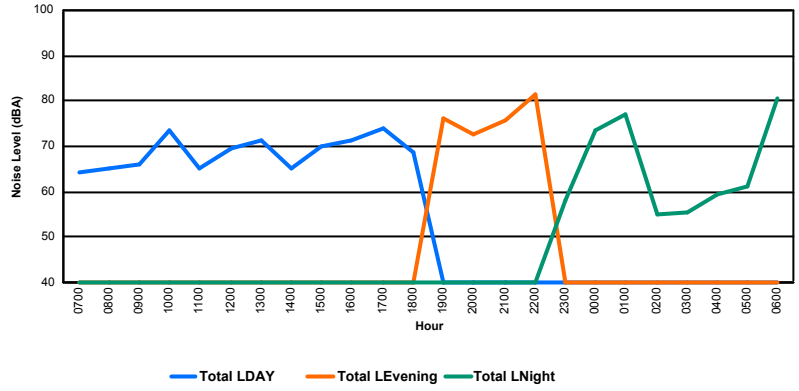

LE GOUVERNEMENT
DU GRAND-DUCHÉ DE LUXEMBOURG
Administration de la navigation aérienne

Luxembourg Airport
Noise Distribution by Hour

Between 23/12/2019 00:00:00 and 23/12/2019 23:59:59 (Local Time)

Day	Aircraft Events	Total LDEN dB (A)	Aircraft LDEN dB(A)	Background LDEN dB(A)	Total LDay dB(A)	Total LEvening dB(A)	Total LNight dB (A)
23/12/19 7:00	5	67.8	67.3	57.7	67.8	-	-
23/12/19 8:00	4	65.5	63.1	61.9	65.5	-	-
23/12/19 9:00	10	66.8	65.5	61.0	66.8	-	-
23/12/19 10:00	11	73.7	73.1	65.4	73.7	-	-
23/12/19 11:00	8	70.8	68.5	67.1	70.8	-	-
23/12/19 12:00	9	67.9	67.4	58.5	67.9	-	-
23/12/19 13:00	4	70.6	68.0	67.2	70.6	-	-
23/12/19 14:00	6	68.1	67.4	59.1	68.1	-	-
23/12/19 15:00	12	69.0	67.9	62.5	69.0	-	-
23/12/19 16:00	5	71.4	67.1	69.4	71.4	-	-
23/12/19 17:00	7	71.8	65.8	70.6	71.8	-	-
23/12/19 18:00	10	76.2	68.1	75.5	76.2	-	-
23/12/19 19:00	5	74.7	74.1	66.0	-	74.7	-
23/12/19 20:00	4	73.8	72.2	68.8	-	73.8	-
23/12/19 21:00	-	72.1	-	72.2	-	72.1	-
23/12/19 22:00	5	75.6	73.0	72.3	-	75.6	-
23/12/19 23:00	-	58.4	-	58.4	-	-	58.4
24/12/19 0:00	-	62.0	-	62.1	-	-	62.0
24/12/19 1:00	1	70.6	69.0	65.4	-	-	70.6
24/12/19 2:00	-	53.9	-	53.9	-	-	53.9
24/12/19 3:00	-	58.0	-	58.0	-	-	58.0
24/12/19 4:00	-	61.7	-	61.7	-	-	61.7
24/12/19 5:00	-	59.2	-	59.2	-	-	59.2
24/12/19 6:00	12	85.2	82.4	81.9	-	-	85.2
	118	**74.0**	**71.3**	**70.7**	**71.0**	**74.2**	**76.4**

Location: Mid Runway NMT # 3

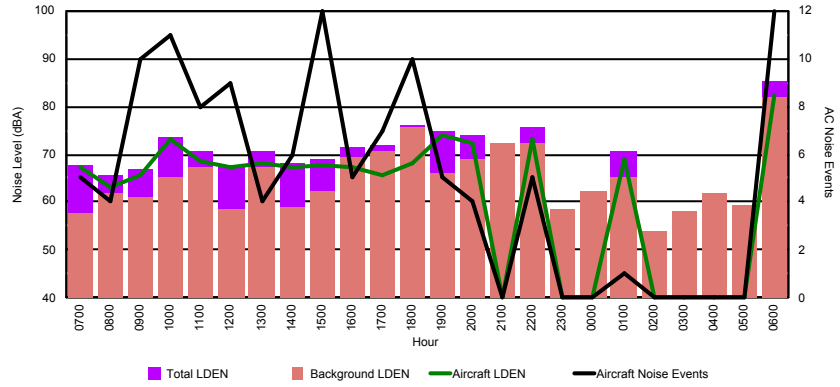

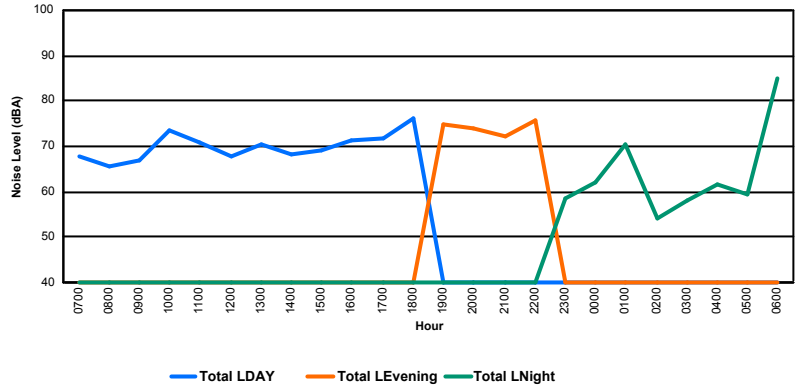

LE GOUVERNEMENT
DU GRAND-DUCHÉ DE LUXEMBOURG
Administration de la navigation aérienne

Luxembourg Airport

Noise Distribution by Hour

Between 23/12/2019 00:00:00 and 23/12/2019 23:59:59 (Local Time)

Day	Aircraft Events	Total LDEN dB (A)	Aircraft LDEN dB(A)	Background LDEN dB(A)	Total LDay dB(A)	Total LEvening dB(A)	Total LNight dB (A)
23/12/19 7:00	4	67.0	65.7	70.7	67.0	-	-
23/12/19 8:00	4	62.0	58.6	62.6	62.0	-	-
23/12/19 9:00	6	62.2	58.2	60.3	62.2	-	-
23/12/19 10:00	4	65.1	63.5	60.0	65.1	-	-
23/12/19 11:00	9	65.6	64.1	60.5	65.6	-	-
23/12/19 12:00	5	62.0	57.6	60.2	62.0	-	-
23/12/19 13:00	6	68.8	68.2	60.2	68.8	-	-
23/12/19 14:00	4	64.9	63.1	60.2	64.9	-	-
23/12/19 15:00	3	61.6	56.4	60.1	61.6	-	-
23/12/19 16:00	4	65.2	63.5	60.5	65.2	-	-
23/12/19 17:00	8	65.1	63.7	60.2	65.1	-	-
23/12/19 18:00	10	65.8	64.7	59.7	65.8	-	-
23/12/19 19:00	5	71.8	71.1	63.6	-	71.8	-
23/12/19 20:00	5	69.1	67.9	63.1	-	69.1	-
23/12/19 21:00	1	65.6	63.0	62.2	-	65.6	-
23/12/19 22:00	5	72.2	71.7	62.5	-	72.2	-
23/12/19 23:00	-	65.5	-	65.5	-	-	65.5
24/12/19 0:00	-	64.1	-	65.3	-	-	64.1
24/12/19 1:00	1	67.3	65.1	64.1	-	-	67.3
24/12/19 2:00	-	62.0	-	62.5	-	-	62.0
24/12/19 3:00	-	63.6	-	63.7	-	-	63.6
24/12/19 4:00	-	66.3	-	66.9	-	-	66.3
24/12/19 5:00	-	69.3	-	70.9	-	-	69.3
24/12/19 6:00	14	81.6	81.4	72.3	-	-	81.6
	98	**70.3**	**69.3**	**65.2**	**65.1**	**70.4**	**73.3**

Location: NDB-Hamm NMT # 4

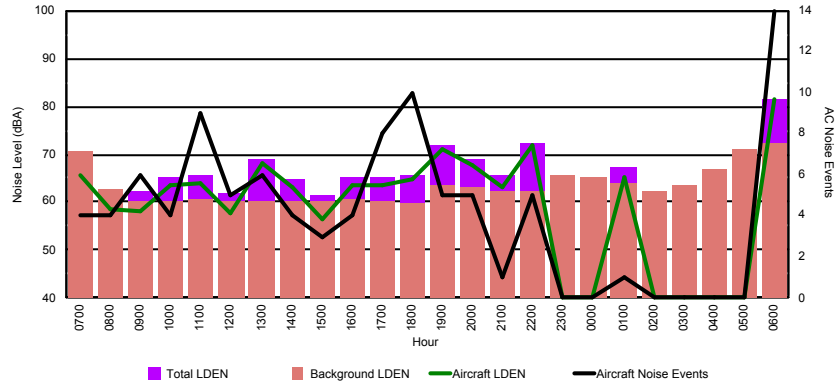

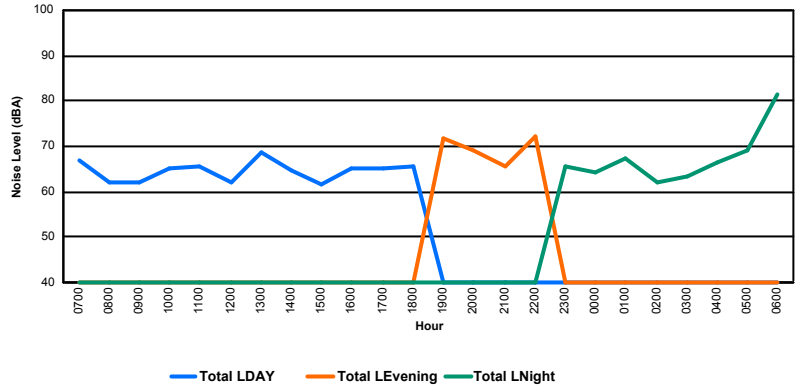

LE GOUVERNEMENT
DU GRAND-DUCHÉ DE LUXEMBOURG
Administration de la navigation aérienne

Luxembourg Airport

Noise Distribution by Hour

Between 24/12/2019 00:00:00 and 24/12/2019 23:59:59 (Local Time)

Day	Aircraft Events	Total LDEN dB (A)	Aircraft LDEN dB(A)	Background LDEN dB(A)	Total LDay dB(A)	Total LEvening dB(A)	Total LNight dB (A)
24/12/19 7:00	-	49.5	-	49.5	49.5	-	-
24/12/19 8:00	3	58.5	57.7	50.8	58.5	-	-
24/12/19 9:00	5	55.9	53.6	52.2	55.9	-	-
24/12/19 10:00	14	61.7	61.2	52.8	61.7	-	-
24/12/19 11:00	5	59.3	58.6	51.4	59.3	-	-
24/12/19 12:00	3	58.5	57.3	52.5	58.5	-	-
24/12/19 13:00	5	58.7	57.4	52.9	58.7	-	-
24/12/19 14:00	4	54.7	51.7	51.8	54.7	-	-
24/12/19 15:00	6	59.3	58.2	53.2	59.3	-	-
24/12/19 16:00	6	59.7	58.7	52.8	59.7	-	-
24/12/19 17:00	4	56.6	53.0	54.3	56.6	-	-
24/12/19 18:00	5	56.6	53.3	53.9	56.6	-	-
24/12/19 19:00	3	61.7	60.1	56.8	-	61.7	-
24/12/19 20:00	3	64.0	63.4	55.3	-	64.0	-
24/12/19 21:00	1	60.0	58.4	55.0	-	60.0	-
24/12/19 22:00	2	57.3	55.0	53.6	-	57.3	-
24/12/19 23:00	-	56.9	-	56.9	-	-	56.9
25/12/19 0:00	-	61.3	-	61.5	-	-	61.3
25/12/19 1:00	-	60.2	-	60.4	-	-	60.2
25/12/19 2:00	1	65.5	64.2	59.6	-	-	65.5
25/12/19 3:00	-	59.0	-	59.0	-	-	59.0
25/12/19 4:00	-	58.9	-	58.9	-	-	58.9
25/12/19 5:00	-	56.2	-	56.2	-	-	56.2
25/12/19 6:00	2	67.1	67.0	52.3	-	-	67.1
	72	**60.5**	**58.7**	**56.0**	**58.2**	**61.4**	**62.3**

Location: Roodt/Syr NMT # 1

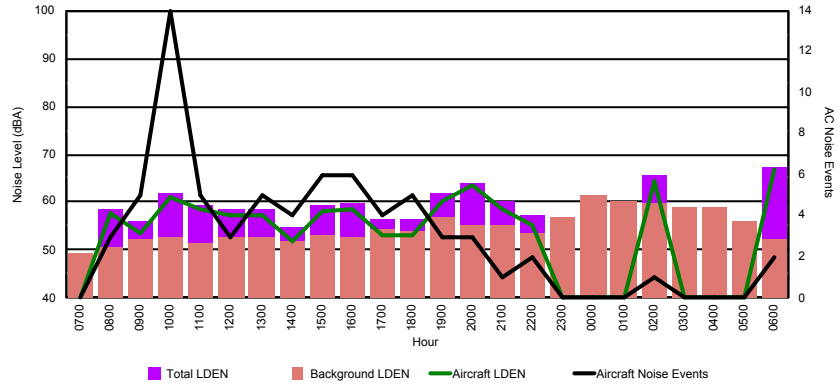

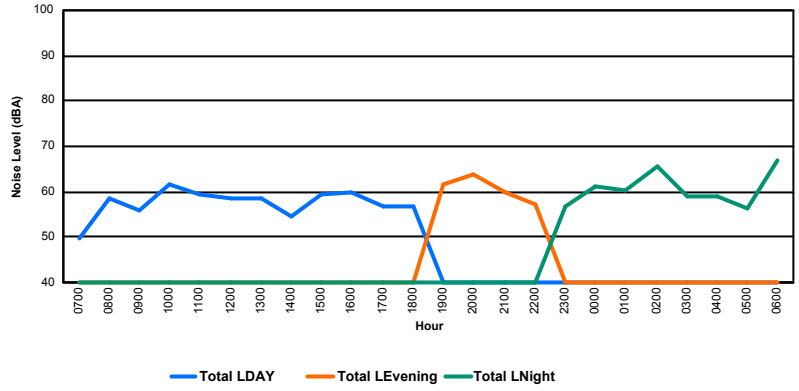

LE GOUVERNEMENT
DU GRAND-DUCHÉ DE LUXEMBOURG
Administration de la navigation aérienne

Luxembourg Airport

Noise Distribution by Hour

Between 24/12/2019 00:00:00 and 24/12/2019 23:59:59 (Local Time)

Day	Aircraft Events	Total LDEN dB (A)	Aircraft LDEN dB(A)	Background LDEN dB(A)	Total LDay dB(A)	Total LEvening dB(A)	Total LNight dB (A)
24/12/19 7:00	-	56.0	-	56.4	56.0	-	-
24/12/19 8:00	4	71.2	71.0	56.7	71.2	-	-
24/12/19 9:00	5	69.1	68.8	57.4	69.1	-	-
24/12/19 10:00	19	75.9	75.8	60.0	75.9	-	-
24/12/19 11:00	5	74.0	73.9	57.6	74.0	-	-
24/12/19 12:00	3	69.0	68.8	55.6	69.0	-	-
24/12/19 13:00	5	73.2	73.1	58.4	73.2	-	-
24/12/19 14:00	4	65.2	64.5	57.3	65.2	-	-
24/12/19 15:00	7	70.5	70.3	56.7	70.5	-	-
24/12/19 16:00	6	71.4	71.3	56.1	71.4	-	-
24/12/19 17:00	4	65.5	64.9	56.9	65.5	-	-
24/12/19 18:00	3	65.2	64.6	56.2	65.2	-	-
24/12/19 19:00	4	73.8	73.6	59.3	-	73.8	-
24/12/19 20:00	3	76.4	76.3	59.4	-	76.4	-
24/12/19 21:00	1	70.9	70.6	59.2	-	70.9	-
24/12/19 22:00	2	68.5	68.1	57.5	-	68.5	-
24/12/19 23:00	-	63.5	-	63.5	-	-	63.5
25/12/19 0:00	-	63.3	-	63.9	-	-	63.3
25/12/19 1:00	-	62.6	-	63.1	-	-	62.6
25/12/19 2:00	1	76.6	76.4	62.1	-	-	76.6
25/12/19 3:00	-	60.1	-	60.1	-	-	60.1
25/12/19 4:00	-	59.5	-	59.5	-	-	59.5
25/12/19 5:00	-	59.5	-	59.5	-	-	59.5
25/12/19 6:00	2	80.2	80.1	63.6	-	-	80.2
	78	**72.2**	**71.9**	**59.8**	**71.0**	**73.4**	**73.0**

Location: DVOR NMT # 2

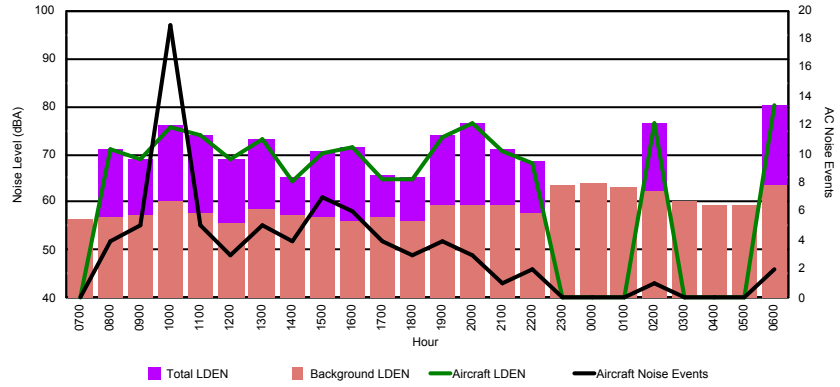

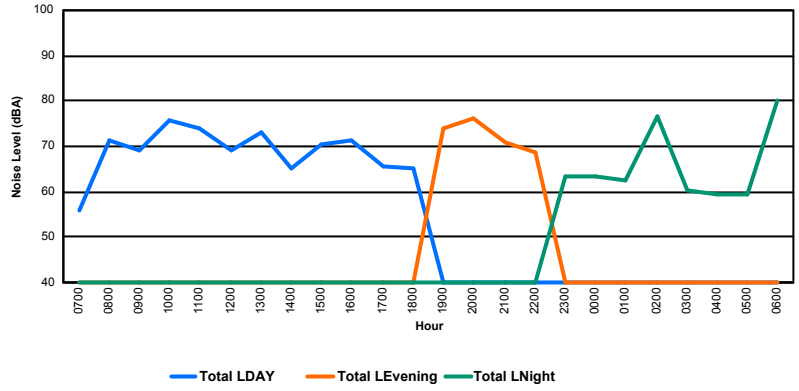

LE GOUVERNEMENT
DU GRAND-DUCHÉ DE LUXEMBOURG
Administration de la navigation aérienne

Luxembourg Airport

Noise Distribution by Hour

Between 24/12/2019 00:00:00 and 24/12/2019 23:59:59 (Local Time)

Day	Aircraft Events	Total LDEN dB (A)	Aircraft LDEN dB(A)	Background LDEN dB(A)	Total LDay dB(A)	Total LEvening dB(A)	Total LNight dB (A)
24/12/19 7:00	4	64.9	64.6	52.0	64.9	-	-
24/12/19 8:00	2	71.0	62.9	70.2	71.0	-	-
24/12/19 9:00	3	70.1	69.3	62.7	70.1	-	-
24/12/19 10:00	8	76.4	68.0	75.8	76.4	-	-
24/12/19 11:00	12	69.6	68.3	63.6	69.6	-	-
24/12/19 12:00	1	62.0	59.2	58.9	62.0	-	-
24/12/19 13:00	4	70.2	69.2	63.2	70.2	-	-
24/12/19 14:00	2	66.7	65.3	61.1	66.7	-	-
24/12/19 15:00	4	69.2	67.8	63.9	69.2	-	-
24/12/19 16:00	2	66.2	59.1	65.3	66.2	-	-
24/12/19 17:00	1	62.5	59.1	59.9	62.5	-	-
24/12/19 18:00	3	70.3	68.6	65.6	70.3	-	-
24/12/19 19:00	5	72.6	72.1	63.4	-	72.6	-
24/12/19 20:00	1	80.2	70.5	79.7	-	80.2	-
24/12/19 21:00	4	76.7	76.6	60.4	-	76.7	-
24/12/19 22:00	1	70.1	69.6	59.9	-	70.1	-
24/12/19 23:00	2	78.1	78.0	62.9	-	-	78.1
25/12/19 0:00	1	72.4	71.5	65.8	-	-	72.4
25/12/19 1:00	-	66.4	-	67.3	-	-	66.4
25/12/19 2:00	-	67.6	-	67.8	-	-	67.6
25/12/19 3:00	-	62.0	-	62.0	-	-	62.0
25/12/19 4:00	-	62.8	-	62.9	-	-	62.8
25/12/19 5:00	-	63.5	-	63.6	-	-	63.5
25/12/19 6:00	1	75.9	70.8	74.3	-	-	75.9
	61	**72.6**	**69.7**	**69.5**	**70.0**	**76.5**	**72.3**

Location: Mid Runway NMT # 3

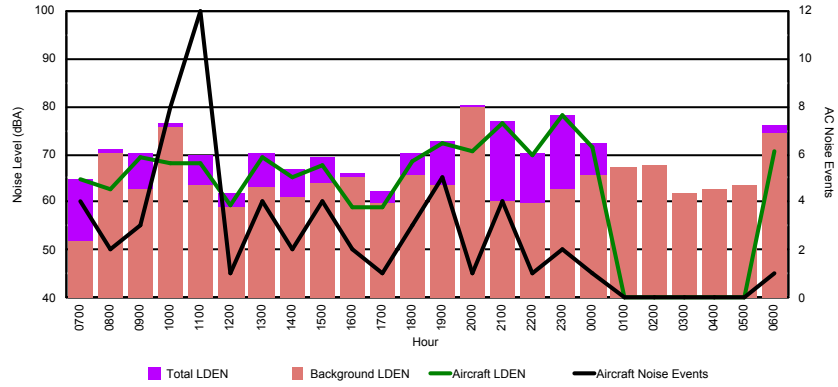

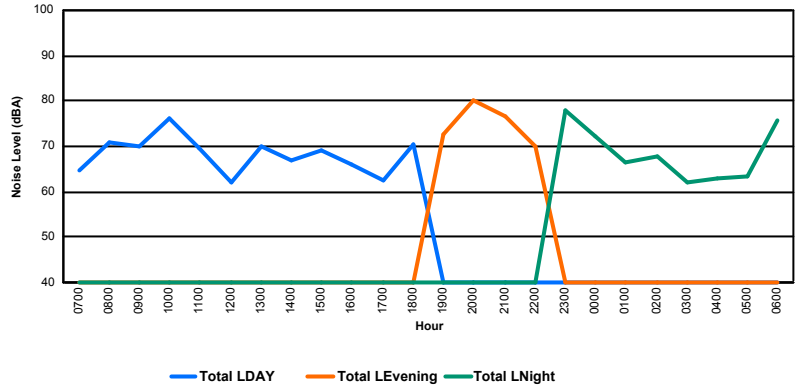

LE GOUVERNEMENT
DU GRAND-DUCHÉ DE LUXEMBOURG
Administration de la navigation aérienne

Luxembourg Airport

Noise Distribution by Hour

Between 24/12/2019 00:00:00 and 24/12/2019 23:59:59 (Local Time)

Day	Aircraft Events	Total LDEN dB (A)	Aircraft LDEN dB(A)	Background LDEN dB(A)	Total LDay dB(A)	Total LEvening dB(A)	Total LNight dB (A)
24/12/19 7:00	4	63.3	58.8	64.9	63.3	-	-
24/12/19 8:00	3	62.9	57.6	65.4	62.9	-	-
24/12/19 9:00	3	66.1	64.1	62.0	66.1	-	-
24/12/19 10:00	4	69.7	69.0	61.7	69.7	-	-
24/12/19 11:00	12	63.7	60.9	60.8	63.7	-	-
24/12/19 12:00	1	61.4	52.9	60.8	61.4	-	-
24/12/19 13:00	3	66.9	66.0	59.7	66.9	-	-
24/12/19 14:00	2	62.8	60.2	59.5	62.8	-	-
24/12/19 15:00	4	66.1	65.2	59.2	66.1	-	-
24/12/19 16:00	3	61.7	57.9	59.5	61.7	-	-
24/12/19 17:00	1	60.9	54.7	59.8	60.9	-	-
24/12/19 18:00	4	66.7	66.0	59.2	66.7	-	-
24/12/19 19:00	3	67.5	65.8	62.5	-	67.5	-
24/12/19 20:00	2	71.1	70.8	60.0	-	71.1	-
24/12/19 21:00	4	74.9	74.8	59.9	-	74.9	-
24/12/19 22:00	1	65.5	63.9	60.6	-	65.5	-
24/12/19 23:00	2	76.2	75.8	65.5	-	-	76.2
25/12/19 0:00	1	73.2	72.4	67.3	-	-	73.2
25/12/19 1:00	-	65.2	-	66.5	-	-	65.2
25/12/19 2:00	-	61.7	-	62.0	-	-	61.7
25/12/19 3:00	-	60.6	-	60.7	-	-	60.6
25/12/19 4:00	-	58.8	-	58.8	-	-	58.8
25/12/19 5:00	-	62.6	-	62.6	-	-	62.6
25/12/19 6:00	2	72.8	72.3	62.6	-	-	72.8
	59	**68.8**	**67.9**	**62.5**	**65.2**	**71.2**	**70.5**

Location: NDB-Hamm NMT # 4

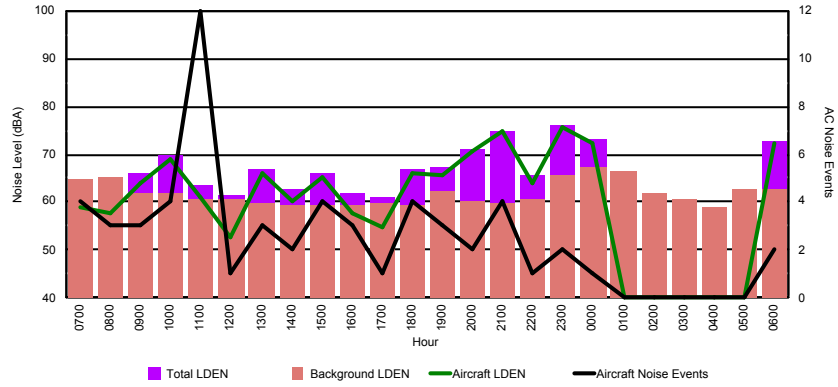

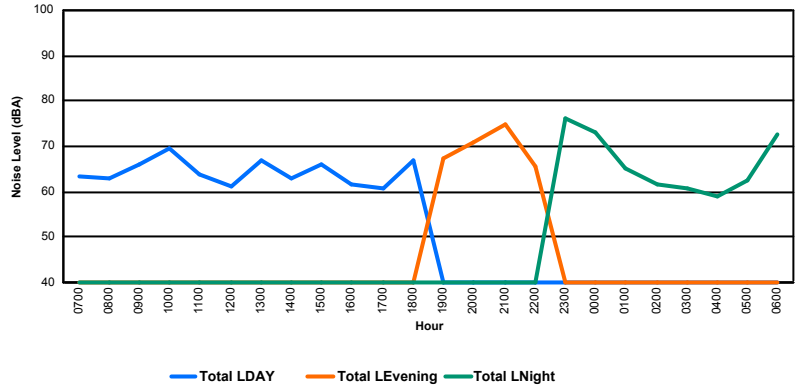

LE GOUVERNEMENT
DU GRAND-DUCHÉ DE LUXEMBOURG
Administration de la navigation aérienne

Luxembourg Airport

Noise Distribution by Hour

Between 25/12/2019 00:00:00 and 25/12/2019 23:59:59 (Local Time)

Day	Aircraft Events	Total LDEN dB (A)	Aircraft LDEN dB(A)	Background LDEN dB(A)	Total LDay dB(A)	Total LEvening dB(A)	Total LNight dB (A)
25/12/19 7:00	-	45.9	-	45.9	45.9	-	-
25/12/19 8:00	1	56.4	55.9	46.2	56.4	-	-
25/12/19 9:00	3	57.0	56.3	48.6	57.0	-	-
25/12/19 10:00	3	52.2	49.7	48.8	52.2	-	-
25/12/19 11:00	-	48.1	-	48.1	48.1	-	-
25/12/19 12:00	4	58.7	57.9	51.0	58.7	-	-
25/12/19 13:00	2	55.9	55.4	46.4	55.9	-	-
25/12/19 14:00	3	56.7	56.1	47.6	56.7	-	-
25/12/19 15:00	3	53.9	52.6	48.0	53.9	-	-
25/12/19 16:00	2	50.9	47.5	48.3	50.9	-	-
25/12/19 17:00	4	54.2	53.3	47.4	54.2	-	-
25/12/19 18:00	5	57.3	56.7	48.1	57.3	-	-
25/12/19 19:00	3	57.0	55.9	50.5	-	57.0	-
25/12/19 20:00	2	55.7	54.2	50.3	-	55.7	-
25/12/19 21:00	5	58.4	56.7	53.7	-	58.4	-
25/12/19 22:00	7	62.2	61.8	51.9	-	62.2	-
25/12/19 23:00	1	59.0	57.3	54.0	-	-	59.0
26/12/19 0:00	-	51.7	-	51.7	-	-	51.7
26/12/19 1:00	1	54.6	52.1	51.1	-	-	54.6
26/12/19 2:00	-	51.7	-	51.7	-	-	51.7
26/12/19 3:00	-	50.1	-	50.1	-	-	50.1
26/12/19 4:00	-	51.3	-	51.3	-	-	51.3
26/12/19 5:00	-	49.3	-	49.3	-	-	49.3
26/12/19 6:00	2	66.5	66.3	52.4	-	-	66.5
	51	**57.5**	**56.5**	**50.3**	**55.2**	**59.1**	**58.9**

Location: Roodt/Syr NMT # 1

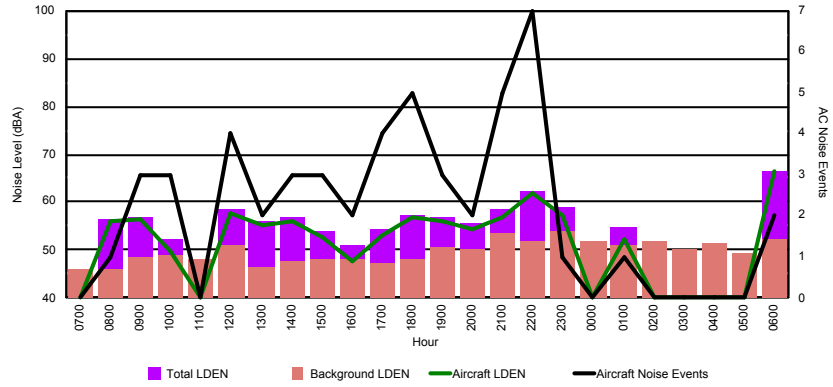

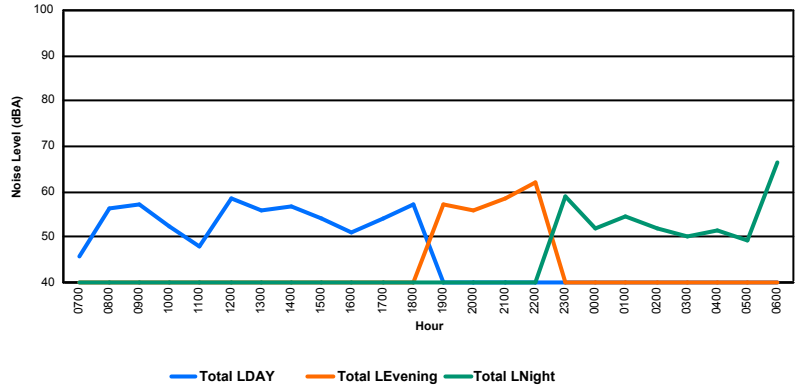

LE GOUVERNEMENT
DU GRAND-DUCHÉ DE LUXEMBOURG
Administration de la navigation aérienne

Luxembourg Airport

Noise Distribution by Hour

Between 25/12/2019 00:00:00 and 25/12/2019 23:59:59 (Local Time)

Day	Aircraft Events	Total LDEN dB (A)	Aircraft LDEN dB(A)	Background LDEN dB(A)	Total LDay dB(A)	Total LEvening dB(A)	Total LNight dB (A)
25/12/19 7:00	-	51.8	-	51.9	51.8	-	-
25/12/19 8:00	1	66.7	66.5	51.0	66.7	-	-
25/12/19 9:00	3	68.4	68.3	53.1	68.4	-	-
25/12/19 10:00	3	63.4	62.8	54.4	63.4	-	-
25/12/19 11:00	-	53.4	-	53.4	53.4	-	-
25/12/19 12:00	4	73.6	73.6	53.5	73.6	-	-
25/12/19 13:00	2	67.1	67.0	51.5	67.1	-	-
25/12/19 14:00	4	68.3	68.3	50.3	68.3	-	-
25/12/19 15:00	3	66.6	66.5	51.3	66.6	-	-
25/12/19 16:00	3	62.2	61.8	51.2	62.2	-	-
25/12/19 17:00	4	65.9	65.7	52.4	65.9	-	-
25/12/19 18:00	5	70.5	70.5	52.4	70.5	-	-
25/12/19 19:00	3	67.8	67.5	55.6	-	67.8	-
25/12/19 20:00	2	67.3	66.9	57.1	-	67.3	-
25/12/19 21:00	6	69.8	69.6	57.8	-	69.8	-
25/12/19 22:00	7	73.3	73.3	54.0	-	73.3	-
25/12/19 23:00	1	69.1	68.8	55.8	-	-	69.1
26/12/19 0:00	-	54.4	-	54.4	-	-	54.4
26/12/19 1:00	1	65.6	65.2	54.3	-	-	65.6
26/12/19 2:00	-	53.5	-	53.5	-	-	53.5
26/12/19 3:00	-	53.7	-	53.7	-	-	53.7
26/12/19 4:00	-	53.7	-	53.7	-	-	53.7
26/12/19 5:00	-	53.6	-	53.6	-	-	53.6
26/12/19 6:00	1	73.7	73.6	57.4	-	-	73.7
	53	**67.9**	**67.8**	**54.1**	**67.7**	**70.2**	**66.6**

Location: DVOR NMT # 2

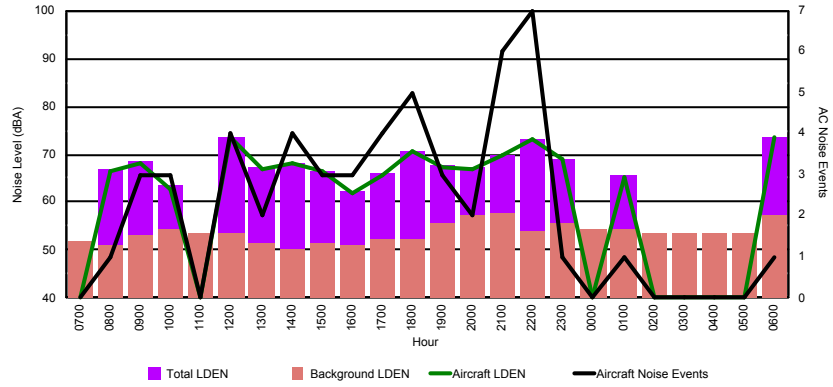

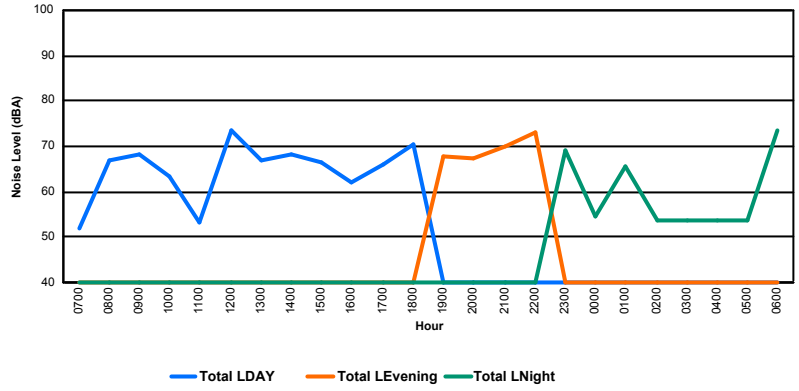

LE GOUVERNEMENT
DU GRAND-DUCHÉ DE LUXEMBOURG
Administration de la navigation aérienne

Luxembourg Airport

Noise Distribution by Hour

Between 25/12/2019 00:00:00 and 25/12/2019 23:59:59 (Local Time)

Day	Aircraft Events	Total LDEN dB (A)	Aircraft LDEN dB(A)	Background LDEN dB(A)	Total LDay dB(A)	Total LEvening dB(A)	Total LNight dB (A)
25/12/19 7:00	2	66.2	66.1	52.2	66.2	-	-
25/12/19 8:00	1	58.7	56.8	54.2	58.7	-	-
25/12/19 9:00	1	63.7	62.1	58.7	63.7	-	-
25/12/19 10:00	1	67.1	60.7	66.0	67.1	-	-
25/12/19 11:00	6	67.8	64.8	64.8	67.8	-	-
25/12/19 12:00	5	71.9	62.9	71.3	71.9	-	-
25/12/19 13:00	4	68.6	67.8	61.1	68.6	-	-
25/12/19 14:00	2	64.9	63.6	58.9	64.9	-	-
25/12/19 15:00	2	64.0	61.7	60.3	64.0	-	-
25/12/19 16:00	2	63.5	61.1	59.8	63.5	-	-
25/12/19 17:00	5	68.6	65.0	66.1	68.6	-	-
25/12/19 18:00	6	70.3	67.2	67.6	70.3	-	-
25/12/19 19:00	2	64.8	60.8	62.7	-	64.8	-
25/12/19 20:00	4	73.1	72.8	60.5	-	73.1	-
25/12/19 21:00	4	74.2	72.4	69.4	-	74.2	-
25/12/19 22:00	1	68.0	57.6	67.7	-	68.0	-
25/12/19 23:00	1	68.2	62.8	66.9	-	-	68.2
26/12/19 0:00	-	57.8	-	57.8	-	-	57.8
26/12/19 1:00	-	59.2	-	59.3	-	-	59.2
26/12/19 2:00	1	67.6	67.0	58.4	-	-	67.6
26/12/19 3:00	-	58.0	-	58.0	-	-	58.0
26/12/19 4:00	-	62.8	-	62.9	-	-	62.8
26/12/19 5:00	-	61.6	-	61.6	-	-	61.6
26/12/19 6:00	8	77.4	75.5	73.5	-	-	77.4
	58	**69.1**	**66.7**	**65.6**	**67.5**	**71.5**	**69.6**

Location: Mid Runway NMT # 3

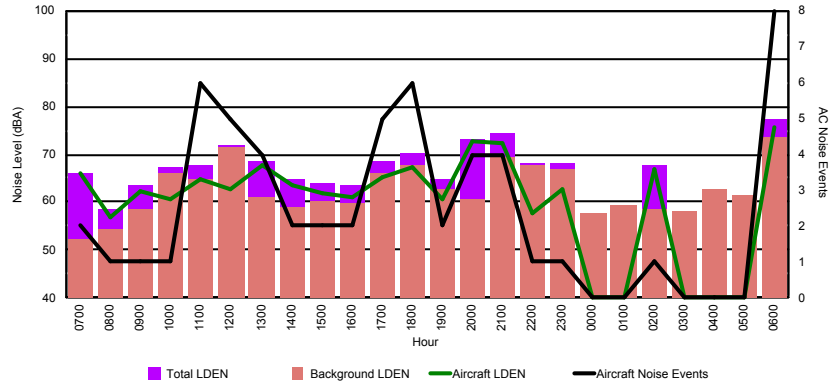

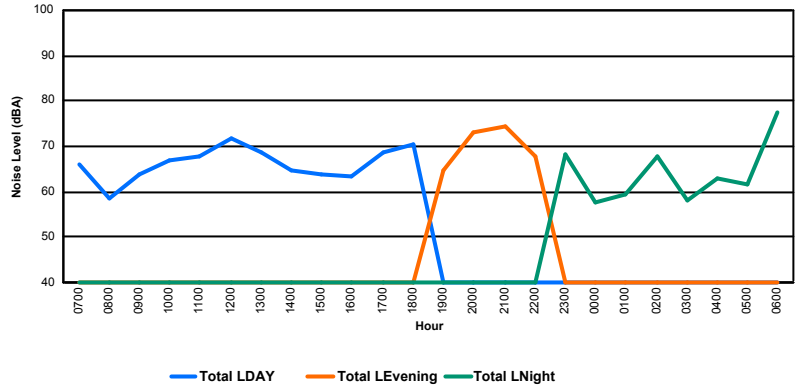

LE GOUVERNEMENT
DU GRAND-DUCHÉ DE LUXEMBOURG
Administration de la navigation aérienne

Luxembourg Airport

Noise Distribution by Hour

Between 25/12/2019 00:00:00 and 25/12/2019 23:59:59 (Local Time)

Day	Aircraft Events	Total LDEN dB (A)	Aircraft LDEN dB(A)	Background LDEN dB(A)	Total LDay dB(A)	Total LEvening dB(A)	Total LNight dB (A)
25/12/19 7:00	2	65.4	65.2	50.8	65.4	-	-
25/12/19 8:00	-	51.3	-	51.3	51.3	-	-
25/12/19 9:00	1	62.7	62.1	53.7	62.7	-	-
25/12/19 10:00	2	60.1	58.4	55.3	60.1	-	-
25/12/19 11:00	7	65.8	65.0	58.1	65.8	-	-
25/12/19 12:00	3	59.7	55.9	57.5	59.7	-	-
25/12/19 13:00	4	66.5	66.1	56.1	66.5	-	-
25/12/19 14:00	1	59.3	56.7	55.8	59.3	-	-
25/12/19 15:00	2	59.3	56.4	56.2	59.3	-	-
25/12/19 16:00	2	59.1	54.9	57.0	59.1	-	-
25/12/19 17:00	5	66.2	65.5	57.9	66.2	-	-
25/12/19 18:00	7	62.0	60.1	57.7	62.0	-	-
25/12/19 19:00	2	61.7	50.4	61.4	-	61.7	-
25/12/19 20:00	4	71.4	70.9	61.1	-	71.4	-
25/12/19 21:00	4	72.4	72.0	61.2	-	72.4	-
25/12/19 22:00	-	61.1	-	61.1	-	61.1	-
25/12/19 23:00	-	64.9	-	64.9	-	-	64.9
26/12/19 0:00	-	65.2	-	66.2	-	-	65.2
26/12/19 1:00	-	65.0	-	66.0	-	-	65.0
26/12/19 2:00	1	65.8	59.7	65.3	-	-	65.8
26/12/19 3:00	-	65.2	-	65.5	-	-	65.2
26/12/19 4:00	-	66.0	-	66.4	-	-	66.0
26/12/19 5:00	-	67.8	-	68.7	-	-	67.8
26/12/19 6:00	7	71.6	69.9	67.7	-	-	71.6
	54	**66.2**	**63.8**	**62.8**	**63.0**	**69.3**	**67.1**

Location: NDB-Hamm NMT # 4

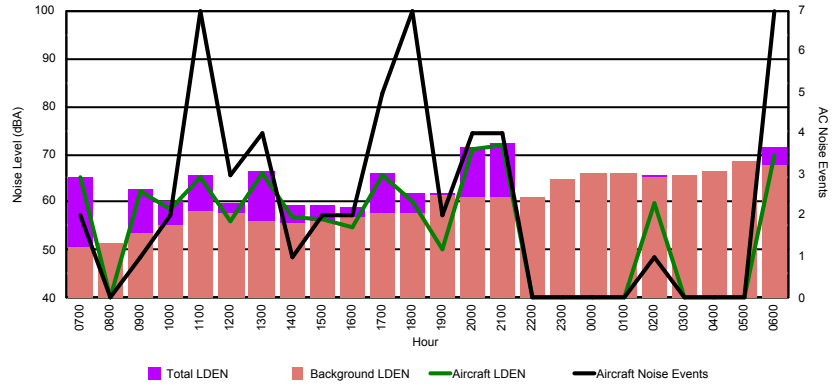

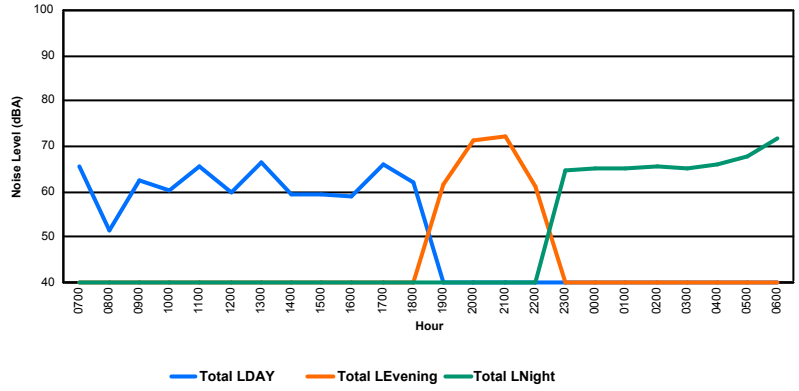

LE GOUVERNEMENT
DU GRAND-DUCHÉ DE LUXEMBOURG
Administration de la navigation aérienne

Luxembourg Airport

Noise Distribution by Hour

Between 26/12/2019 00:00:00 and 26/12/2019 23:59:59 (Local Time)

Day	Aircraft Events	Total LDEN dB (A)	Aircraft LDEN dB(A)	Background LDEN dB(A)	Total LDay dB(A)	Total LEvening dB(A)	Total LNight dB (A)
26/12/19 7:00	3	57.6	57.5	43.4	57.6	-	-
26/12/19 8:00	1	48.0	45.2	44.8	48.0	-	-
26/12/19 9:00	3	58.3	57.6	50.0	58.3	-	-
26/12/19 10:00	2	52.7	47.7	51.1	52.7	-	-
26/12/19 11:00	4	56.2	54.4	51.5	56.2	-	-
26/12/19 12:00	-	49.4	-	49.4	49.4	-	-
26/12/19 13:00	1	50.5	46.9	48.1	50.5	-	-
26/12/19 14:00	3	57.4	56.9	48.1	57.4	-	-
26/12/19 15:00	5	57.0	56.2	49.5	57.0	-	-
26/12/19 16:00	7	57.2	56.5	49.4	57.2	-	-
26/12/19 17:00	7	56.9	56.2	48.9	56.9	-	-
26/12/19 18:00	4	55.1	54.3	47.5	55.1	-	-
26/12/19 19:00	5	59.7	58.5	53.8	-	59.7	-
26/12/19 20:00	1	55.0	53.4	49.9	-	55.0	-
26/12/19 21:00	6	61.0	60.3	53.2	-	61.0	-
26/12/19 22:00	10	60.5	59.7	53.4	-	60.5	-
26/12/19 23:52	-	49.9	-	49.9	-	-	49.9
27/12/19 0:00	-	50.0	-	50.0	-	-	50.0
27/12/19 1:00	-	48.9	-	48.9	-	-	48.9
27/12/19 2:00	-	51.4	-	51.4	-	-	51.4
27/12/19 3:00	-	52.3	-	52.3	-	-	52.3
27/12/19 4:00	1	64.3	63.8	55.1	-	-	64.3
27/12/19 5:00	1	62.2	61.4	54.4	-	-	62.2
27/12/19 6:00	-	53.6	-	53.6	-	-	53.6
	64	**57.6**	**56.5**	**51.2**	**55.7**	**59.6**	**58.5**

Location: Roodt/Syr NMT # 1

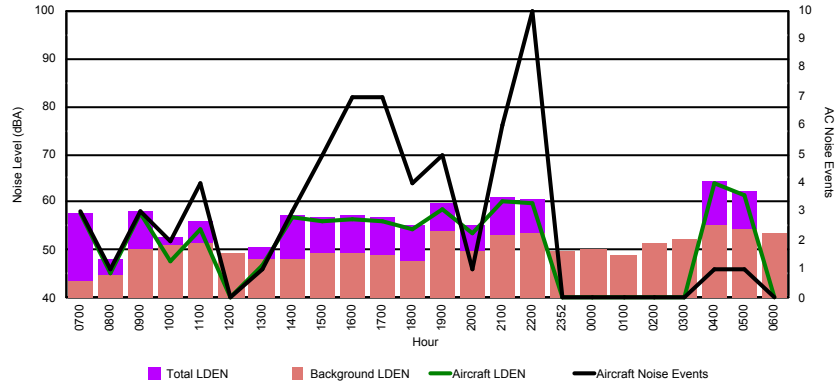

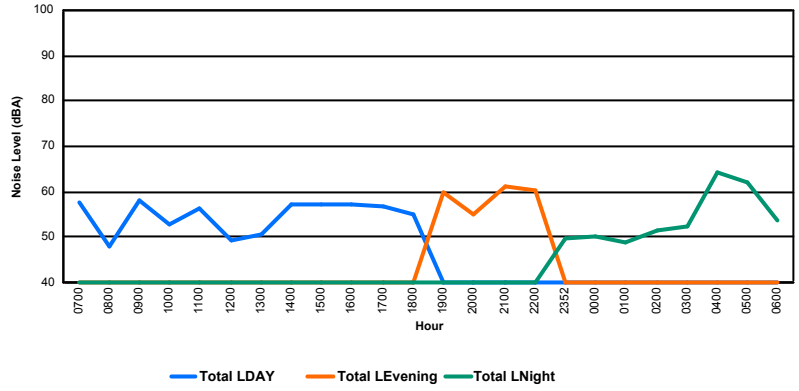

LE GOUVERNEMENT
DU GRAND-DUCHÉ DE LUXEMBOURG
Administration de la navigation aérienne

Luxembourg Airport

Noise Distribution by Hour

Between 26/12/2019 00:00:00 and 26/12/2019 23:59:59 (Local Time)

Day	Aircraft Events	Total LDEN dB (A)	Aircraft LDEN dB(A)	Background LDEN dB(A)	Total LDay dB(A)	Total LEvening dB(A)	Total LNight dB (A)
26/12/19 7:00	4	72.6	72.6	50.6	72.6	-	-
26/12/19 8:00	2	59.4	59.1	45.8	59.4	-	-
26/12/19 9:00	3	67.2	67.1	49.9	67.2	-	-
26/12/19 10:00	5	61.1	60.7	51.1	61.1	-	-
26/12/19 11:00	13	65.9	65.7	53.7	65.9	-	-
26/12/19 12:00	2	59.4	58.8	50.1	59.4	-	-
26/12/19 13:00	-	50.4	-	50.4	50.4	-	-
26/12/19 14:00	2	66.4	66.2	50.4	66.4	-	-
26/12/19 15:00	6	68.9	68.9	51.8	68.9	-	-
26/12/19 16:00	7	69.0	68.8	54.7	69.0	-	-
26/12/19 17:00	7	69.6	69.4	56.2	69.6	-	-
26/12/19 18:00	4	68.2	67.9	55.7	68.2	-	-
26/12/19 19:00	5	72.9	72.6	60.9	-	72.9	-
26/12/19 20:00	1	67.7	67.3	56.3	-	67.7	-
26/12/19 21:00	5	74.9	74.7	59.3	-	74.9	-
26/12/19 22:00	13	74.1	73.8	62.7	-	74.1	-
26/12/19 23:00	1	70.8	70.5	58.6	-	-	70.8
27/12/19 0:00	-	55.5	-	55.5	-	-	55.5
27/12/19 1:00	-	53.3	-	53.3	-	-	53.3
27/12/19 2:00	-	56.2	-	56.2	-	-	56.2
27/12/19 3:00	-	57.1	-	57.1	-	-	57.1
27/12/19 4:00	1	75.0	74.9	59.0	-	-	75.0
27/12/19 5:00	1	74.1	73.9	60.2	-	-	74.1
27/12/19 6:00	-	61.2	-	61.2	-	-	61.2
	82	**69.6**	**69.4**	**57.0**	**67.4**	**73.1**	**69.6**

Location: DVOR NMT # 2

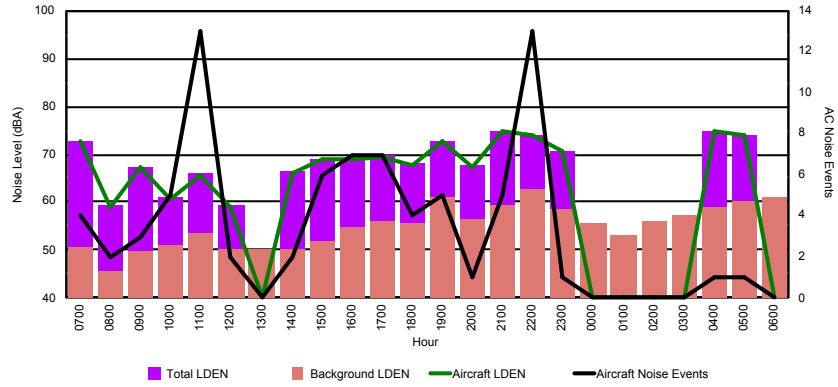

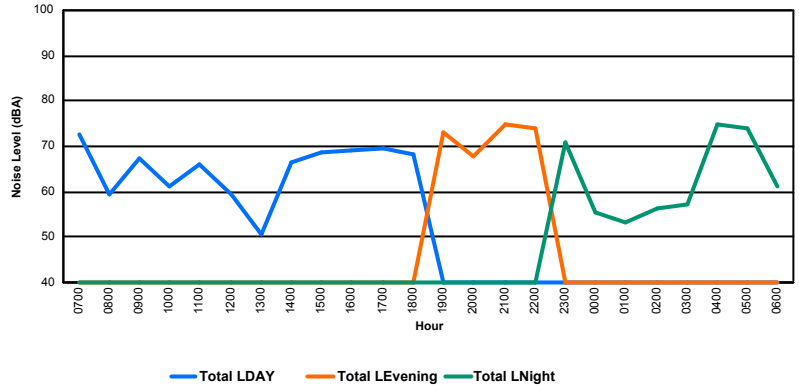

LE GOUVERNEMENT
DU GRAND-DUCHÉ DE LUXEMBOURG
Administration de la navigation aérienne

Luxembourg Airport

Noise Distribution by Hour

Between 26/12/2019 00:00:00 and 26/12/2019 23:59:59 (Local Time)

Day	Aircraft Events	Total LDEN dB (A)	Aircraft LDEN dB(A)	Background LDEN dB(A)	Total LDay dB(A)	Total LEvening dB(A)	Total LNight dB (A)
26/12/19 7:00	6	70.9	68.4	67.7	70.9	-	-
26/12/19 8:00	2	64.9	64.3	55.9	64.9	-	-
26/12/19 9:00	3	69.2	68.6	60.2	69.2	-	-
26/12/19 10:00	6	67.1	65.2	62.7	67.1	-	-
26/12/19 11:00	14	69.2	68.9	57.7	69.2	-	-
26/12/19 12:00	2	65.1	64.5	56.1	65.1	-	-
26/12/19 13:00	1	63.7	61.5	59.6	63.7	-	-
26/12/19 14:00	2	69.3	68.4	62.0	69.3	-	-
26/12/19 15:00	3	63.8	58.1	62.5	63.8	-	-
26/12/19 16:00	2	71.6	60.0	71.3	71.6	-	-
26/12/19 17:00	12	72.0	69.8	68.0	72.0	-	-
26/12/19 18:00	10	72.6	71.4	66.6	72.6	-	-
26/12/19 19:00	6	76.8	74.3	73.4	-	76.8	-
26/12/19 20:00	1	73.8	67.2	72.7	-	73.8	-
26/12/19 21:00	4	74.7	71.7	71.7	-	74.7	-
26/12/19 22:00	6	74.8	73.4	69.2	-	74.8	-
26/12/19 23:00	-	64.9	-	64.9	-	-	64.9
27/12/19 0:00	-	57.8	-	57.9	-	-	57.8
27/12/19 1:00	-	54.1	-	54.1	-	-	54.1
27/12/19 2:00	-	55.3	-	55.3	-	-	55.3
27/12/19 3:00	-	54.7	-	54.7	-	-	54.7
27/12/19 4:00	-	66.0	-	66.0	-	-	66.0
27/12/19 5:00	-	64.1	-	64.1	-	-	64.1
27/12/19 6:00	8	81.2	80.4	73.7	-	-	81.2
	88	**72.0**	**70.0**	**67.6**	**69.3**	**75.2**	**72.5**

Location: Mid Runway NMT # 3

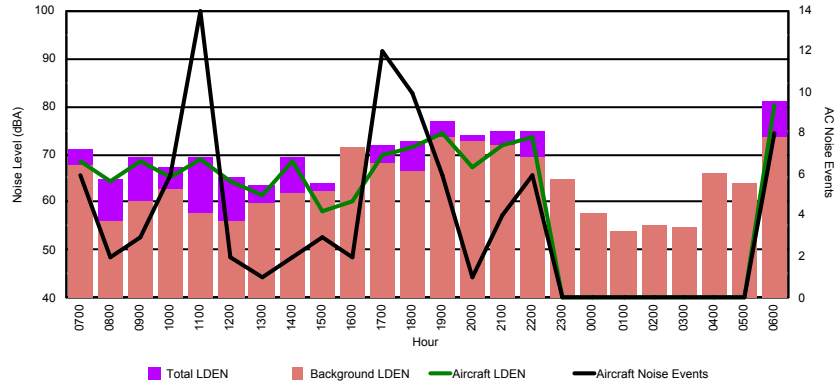

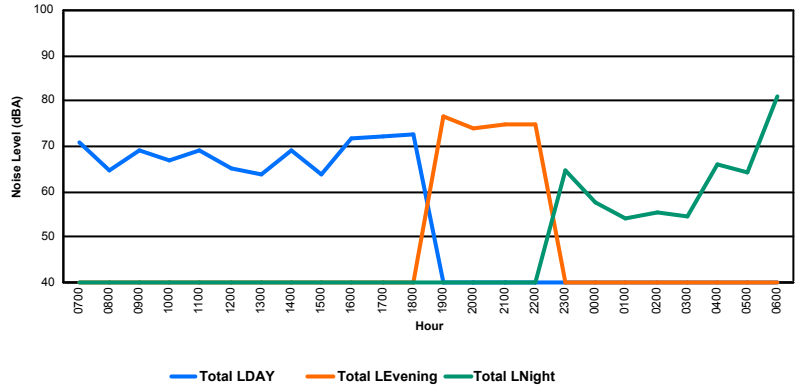

LE GOUVERNEMENT
DU GRAND-DUCHÉ DE LUXEMBOURG
Administration de la navigation aérienne

Luxembourg Airport

Noise Distribution by Hour

Between 26/12/2019 00:00:00 and 26/12/2019 23:59:59 (Local Time)

Day	Aircraft Events	Total LDEN dB (A)	Aircraft LDEN dB(A)	Background LDEN dB(A)	Total LDay dB(A)	Total LEvening dB(A)	Total LNight dB (A)
26/12/19 7:00	5	67.4	67.2	56.0	67.4	-	-
26/12/19 8:00	1	59.8	57.0	57.2	59.8	-	-
26/12/19 9:00	5	65.6	64.7	58.2	65.6	-	-
26/12/19 10:00	9	68.5	68.1	59.0	68.5	-	-
26/12/19 11:00	5	67.4	66.6	60.2	67.4	-	-
26/12/19 12:00	4	66.3	65.1	60.2	66.3	-	-
26/12/19 13:00	5	65.9	65.0	59.0	65.9	-	-
26/12/19 14:00	3	62.6	59.4	59.8	62.6	-	-
26/12/19 15:00	1	59.1	43.9	59.0	59.1	-	-
26/12/19 16:00	5	70.7	70.4	59.6	70.7	-	-
26/12/19 17:00	8	66.8	65.8	60.1	66.8	-	-
26/12/19 18:00	12	70.8	70.4	60.2	70.8	-	-
26/12/19 19:00	7	71.4	70.6	64.1	-	71.4	-
26/12/19 20:00	4	68.2	66.5	63.4	-	68.2	-
26/12/19 21:00	3	73.5	73.0	63.5	-	73.5	-
26/12/19 22:00	5	71.3	70.6	63.2	-	71.3	-
26/12/19 23:00	-	66.6	-	66.6	-	-	66.6
27/12/19 0:00	-	64.9	-	65.9	-	-	64.9
27/12/19 1:00	-	63.9	-	64.8	-	-	63.9
27/12/19 2:00	-	64.0	-	64.7	-	-	64.0
27/12/19 3:00	-	64.9	-	65.2	-	-	64.9
27/12/19 4:00	-	67.2	-	67.9	-	-	67.2
27/12/19 5:00	-	69.6	-	71.1	-	-	69.6
27/12/19 6:00	11	77.2	76.5	72.7	-	-	77.2
	93	**69.2**	**67.8**	**64.9**	**67.1**	**71.5**	**70.1**

Location: NDB-Hamm NMT # 4

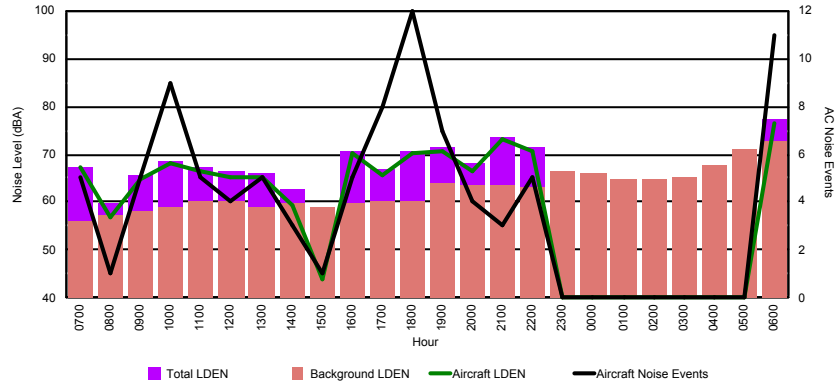

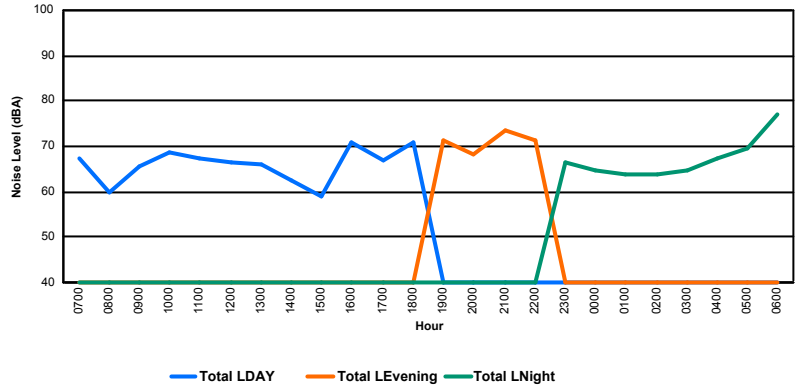

LE GOUVERNEMENT
DU GRAND-DUCHÉ DE LUXEMBOURG
Administration de la navigation aérienne

Luxembourg Airport

Noise Distribution by Hour

Between 27/12/2019 00:00:00 and 27/12/2019 23:59:59 (Local Time)

Day	Aircraft Events	Total LDEN dB (A)	Aircraft LDEN dB(A)	Background LDEN dB(A)	Total LDay dB(A)	Total LEvening dB(A)	Total LNight dB (A)
27/12/19 7:00	2	58.6	58.4	44.2	58.6	-	-
27/12/19 8:00	3	52.4	51.6	44.5	52.4	-	-
27/12/19 9:00	8	59.1	58.6	50.1	59.1	-	-
27/12/19 10:00	8	58.2	57.2	51.8	58.2	-	-
27/12/19 11:00	4	56.9	55.5	51.7	56.9	-	-
27/12/19 12:00	3	54.0	52.1	49.4	54.0	-	-
27/12/19 13:00	1	56.5	55.5	49.3	56.5	-	-
27/12/19 14:00	2	58.6	58.1	48.9	58.6	-	-
27/12/19 15:00	-	45.4	-	45.4	45.4	-	-
27/12/19 16:00	3	55.6	55.0	46.7	55.6	-	-
27/12/19 17:00	3	57.0	56.5	48.0	57.0	-	-
27/12/19 18:00	1	48.5	44.5	46.2	48.5	-	-
27/12/19 19:00	3	60.0	59.4	51.4	-	60.0	-
27/12/19 20:00	3	59.0	57.9	52.7	-	59.0	-
27/12/19 21:00	3	57.2	55.7	52.3	-	57.2	-
27/12/19 22:00	1	52.1	48.2	49.8	-	52.1	-
27/12/19 23:00	-	50.8	-	50.8	-	-	50.8
28/12/19 0:00	-	54.4	-	54.5	-	-	54.4
28/12/19 1:00	-	52.4	-	52.5	-	-	52.4
28/12/19 2:00	-	49.3	-	49.3	-	-	49.3
28/12/19 3:00	-	48.3	-	48.3	-	-	48.3
28/12/19 4:00	-	48.9	-	48.9	-	-	48.9
28/12/19 5:00	-	49.2	-	49.2	-	-	49.2
28/12/19 6:00	5	68.3	68.0	56.5	-	-	68.3
	53	**58.1**	**57.2**	**50.7**	**56.4**	**57.9**	**59.8**

Location: Roodt/Syr NMT # 1

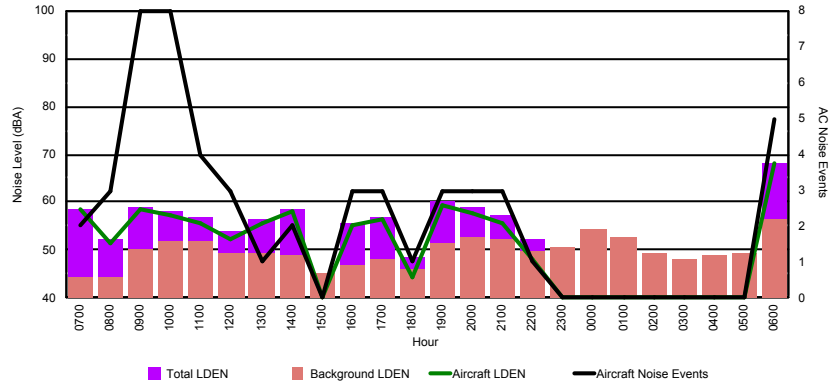

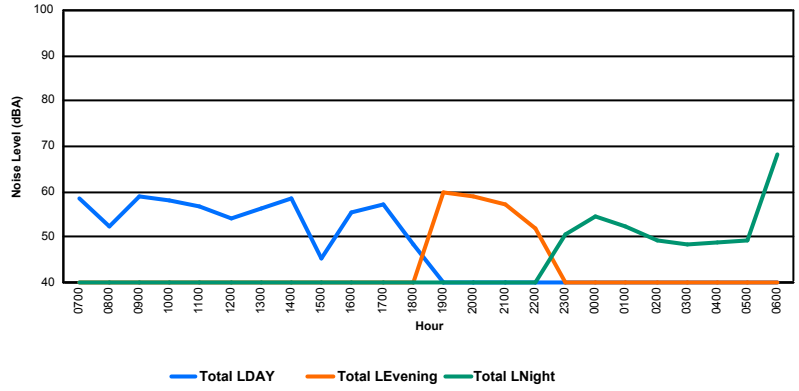

LE GOUVERNEMENT
DU GRAND-DUCHÉ DE LUXEMBOURG
Administration de la navigation aérienne

Luxembourg Airport

Noise Distribution by Hour

Between 27/12/2019 00:00:00 and 27/12/2019 23:59:59 (Local Time)

Day	Aircraft Events	Total LDEN dB (A)	Aircraft LDEN dB(A)	Background LDEN dB(A)	Total LDay dB(A)	Total LEvening dB(A)	Total LNight dB (A)
27/12/19 7:00	2	69.8	69.8	50.9	69.8	-	-
27/12/19 8:00	3	63.6	63.4	50.7	63.6	-	-
27/12/19 9:00	8	71.7	71.7	52.2	71.7	-	-
27/12/19 10:00	12	70.1	70.1	52.9	70.1	-	-
27/12/19 11:00	9	66.2	66.0	51.6	66.2	-	-
27/12/19 12:00	7	63.4	63.0	52.2	63.4	-	-
27/12/19 13:00	5	65.3	65.1	52.5	65.3	-	-
27/12/19 14:00	4	66.7	66.5	52.5	66.7	-	-
27/12/19 15:00	2	55.7	53.2	51.9	55.7	-	-
27/12/19 16:00	4	64.0	63.8	52.2	64.0	-	-
27/12/19 17:00	10	67.4	67.3	52.7	67.4	-	-
27/12/19 18:00	10	62.4	62.0	52.3	62.4	-	-
27/12/19 19:00	8	69.8	69.7	55.9	-	69.8	-
27/12/19 20:00	5	69.8	69.6	54.4	-	69.8	-
27/12/19 21:00	4	71.8	71.8	53.1	-	71.8	-
27/12/19 22:00	2	64.7	64.5	52.4	-	64.7	-
27/12/19 23:00	-	56.6	-	56.6	-	-	56.6
28/12/19 0:00	-	55.4	-	55.4	-	-	55.4
28/12/19 1:00	-	54.0	-	54.0	-	-	54.0
28/12/19 2:00	-	53.9	-	53.9	-	-	53.9
28/12/19 3:00	-	53.0	-	53.0	-	-	53.0
28/12/19 4:00	-	55.5	-	55.5	-	-	55.5
28/12/19 5:00	-	55.2	-	55.2	-	-	55.2
28/12/19 6:00	8	77.0	77.0	57.1	-	-	77.0
	103	**68.0**	**67.9**	**53.7**	**67.1**	**69.7**	**68.2**

Location: DVOR NMT # 2

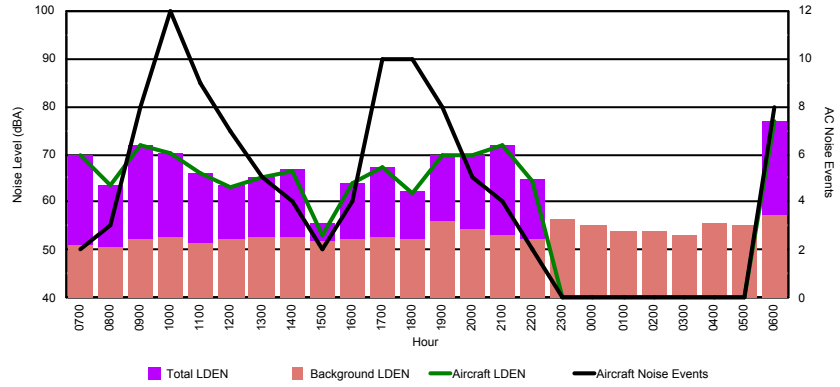

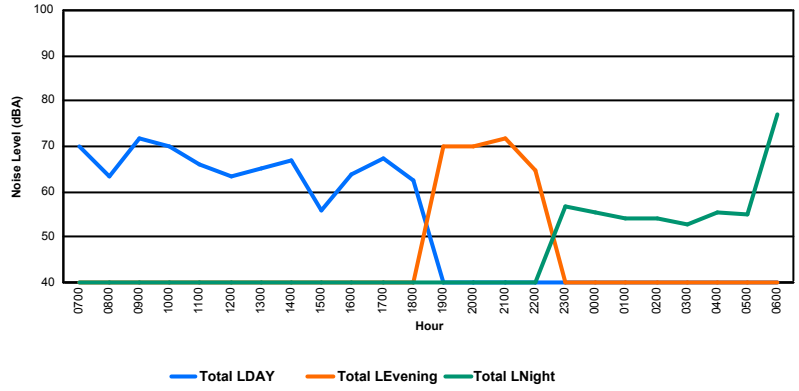

LE GOUVERNEMENT
DU GRAND-DUCHÉ DE LUXEMBOURG
Administration de la navigation aérienne

Luxembourg Airport

Noise Distribution by Hour

Between 27/12/2019 00:00:00 and 27/12/2019 23:59:59 (Local Time)

Day	Aircraft Events	Total LDEN dB (A)	Aircraft LDEN dB(A)	Background LDEN dB(A)	Total LDay dB(A)	Total LEvening dB(A)	Total LNight dB (A)
27/12/19 7:00	10	76.7	71.5	75.2	76.7	-	-
27/12/19 8:00	3	67.8	64.6	65.0	67.8	-	-
27/12/19 9:00	4	71.4	63.5	70.6	71.4	-	-
27/12/19 10:00	14	76.5	76.1	65.0	76.5	-	-
27/12/19 11:00	9	71.1	70.7	61.8	71.1	-	-
27/12/19 12:00	9	69.2	68.9	57.3	69.2	-	-
27/12/19 13:00	6	68.8	68.4	57.8	68.8	-	-
27/12/19 14:00	5	69.1	68.9	56.5	69.1	-	-
27/12/19 15:00	3	63.7	62.7	56.8	63.7	-	-
27/12/19 16:00	4	65.8	65.3	56.7	65.8	-	-
27/12/19 17:00	11	72.3	72.0	62.0	72.3	-	-
27/12/19 18:00	11	69.0	68.2	61.8	69.0	-	-
27/12/19 19:00	9	74.2	73.8	64.3	-	74.2	-
27/12/19 20:00	7	76.0	75.6	65.7	-	76.0	-
27/12/19 21:00	4	76.0	75.8	61.9	-	76.0	-
27/12/19 22:00	3	71.6	70.4	65.6	-	71.6	-
27/12/19 23:00	-	59.8	-	59.8	-	-	59.8
28/12/19 0:00	-	60.4	-	60.5	-	-	60.4
28/12/19 1:00	-	58.2	-	58.2	-	-	58.2
28/12/19 2:00	-	57.6	-	57.6	-	-	57.6
28/12/19 3:00	-	57.2	-	57.2	-	-	57.2
28/12/19 4:00	-	59.7	-	59.7	-	-	59.7
28/12/19 5:00	-	63.0	-	62.7	-	-	63.0
28/12/19 6:00	10	79.7	79.3	70.2	-	-	79.7
	122	**72.2**	**71.2**	**65.6**	**71.7**	**74.8**	**71.0**

Location: Mid Runway NMT # 3

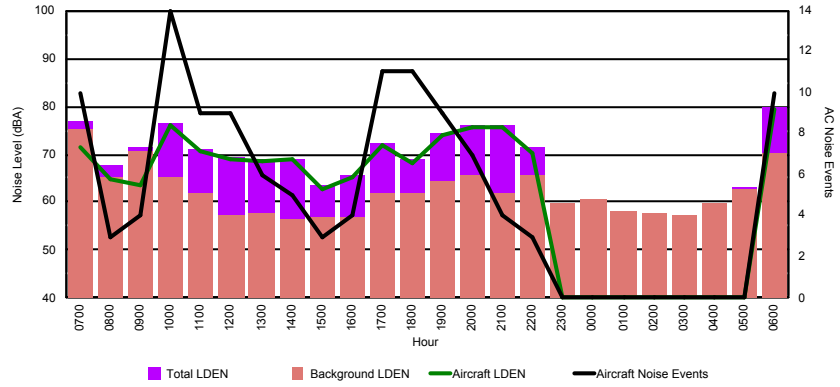

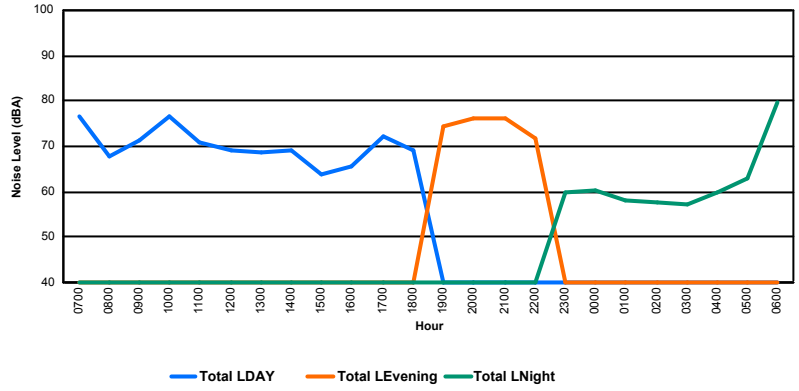

LE GOUVERNEMENT
DU GRAND-DUCHÉ DE LUXEMBOURG
Administration de la navigation aérienne

Luxembourg Airport

Noise Distribution by Hour

Between 27/12/2019 00:00:00 and 27/12/2019 23:59:59 (Local Time)

Day	Aircraft Events	Total LDEN dB (A)	Aircraft LDEN dB(A)	Background LDEN dB(A)	Total LDay dB(A)	Total LEvening dB(A)	Total LNight dB (A)
27/12/19 7:00	11	70.5	70.1	64.9	70.5	-	-
27/12/19 8:00	3	64.8	60.7	66.2	64.8	-	-
27/12/19 9:00	4	65.6	62.1	63.8	65.6	-	-
27/12/19 10:00	6	70.9	70.1	64.1	70.9	-	-
27/12/19 11:00	9	68.6	67.4	62.6	68.6	-	-
27/12/19 12:00	10	67.6	65.8	63.6	67.6	-	-
27/12/19 13:00	9	66.0	63.1	63.9	66.0	-	-
27/12/19 14:00	9	69.4	68.4	63.5	69.4	-	-
27/12/19 15:00	3	66.2	64.1	62.3	66.2	-	-
27/12/19 16:00	12	68.2	66.8	63.2	68.2	-	-
27/12/19 17:00	9	68.3	67.2	62.6	68.3	-	-
27/12/19 18:00	10	67.9	66.7	62.1	67.9	-	-
27/12/19 19:00	3	69.0	66.6	65.4	-	69.0	-
27/12/19 20:00	4	69.6	68.0	64.7	-	69.6	-
27/12/19 21:00	4	69.1	67.5	64.2	-	69.1	-
27/12/19 22:00	14	72.0	71.4	64.2	-	72.0	-
27/12/19 23:00	1	70.2	66.5	67.9	-	-	70.2
28/12/19 0:00	-	66.2	-	67.2	-	-	66.2
28/12/19 1:00	-	65.4	-	66.2	-	-	65.4
28/12/19 2:00	3	66.1	62.1	64.6	-	-	66.1
28/12/19 3:00	-	63.7	-	63.8	-	-	63.7
28/12/19 4:00	-	64.7	-	64.9	-	-	64.7
28/12/19 5:00	-	65.8	-	66.1	-	-	65.8
28/12/19 6:00	3	74.0	73.3	67.1	-	-	74.0
	127	**68.7**	**66.9**	**64.8**	**68.2**	**70.1**	**68.5**

Location: NDB-Hamm NMT # 4

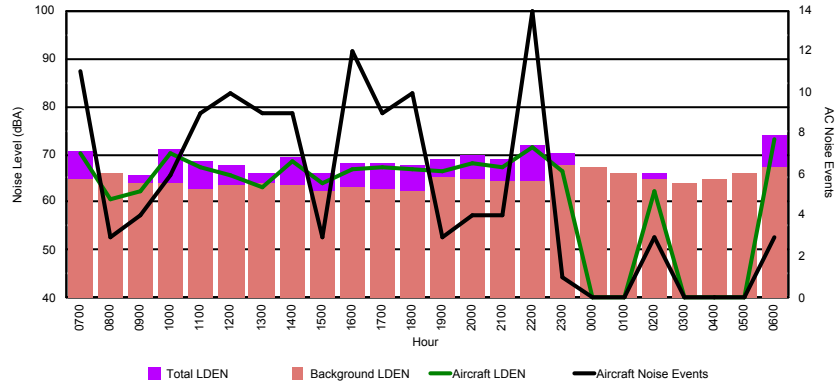

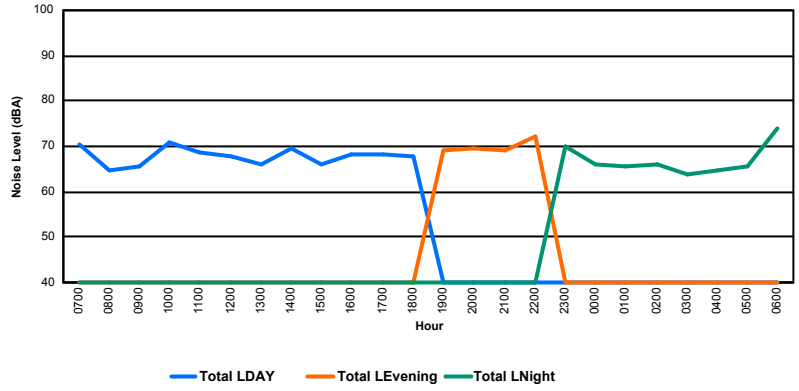

LE GOUVERNEMENT
DU GRAND-DUCHÉ DE LUXEMBOURG
Administration de la navigation aérienne

Luxembourg Airport

Noise Distribution by Hour

Between 28/12/2019 00:00:00 and 28/12/2019 23:59:59 (Local Time)

Day	Aircraft Events	Total LDEN dB (A)	Aircraft LDEN dB(A)	Background LDEN dB(A)	Total LDay dB(A)	Total LEvening dB(A)	Total LNight dB (A)
28/12/19 7:00	2	52.4	51.5	45.0	52.4	-	-
28/12/19 8:00	1	48.5	45.9	45.1	48.5	-	-
28/12/19 9:00	-	48.7	-	48.7	48.7	-	-
28/12/19 10:00	3	58.6	58.0	49.6	58.6	-	-
28/12/19 11:00	3	52.3	48.6	50.0	52.3	-	-
28/12/19 12:00	2	56.8	56.2	48.2	56.8	-	-
28/12/19 13:00	1	50.3	47.4	47.2	50.3	-	-
28/12/19 14:00	4	59.4	58.8	50.4	59.4	-	-
28/12/19 15:00	-	47.4	-	47.4	47.4	-	-
28/12/19 16:00	2	56.3	55.5	48.9	56.3	-	-
28/12/19 17:00	3	54.5	53.6	47.4	54.5	-	-
28/12/19 18:00	2	56.3	55.4	49.0	56.3	-	-
28/12/19 19:00	3	62.8	62.2	54.1	-	62.8	-
28/12/19 20:00	2	58.3	57.5	50.5	-	58.3	-
28/12/19 21:00	1	54.3	52.0	50.5	-	54.3	-
28/12/19 22:00	3	61.2	60.9	50.3	-	61.2	-
28/12/19 23:00	-	52.3	-	52.3	-	-	52.3
29/12/19 0:00	-	50.9	-	50.9	-	-	50.9
29/12/19 1:00	-	48.9	-	48.9	-	-	48.9
29/12/19 2:00	-	48.5	-	48.5	-	-	48.5
29/12/19 3:00	-	47.4	-	47.4	-	-	47.4
29/12/19 4:00	-	48.7	-	48.7	-	-	48.7
29/12/19 5:00	-	53.6	-	53.7	-	-	53.6
29/12/19 6:00	4	62.5	62.0	52.6	-	-	62.5
	36	**56.5**	**55.4**	**50.0**	**55.1**	**60.2**	**55.1**

Location: Roodt/Syr NMT # 1

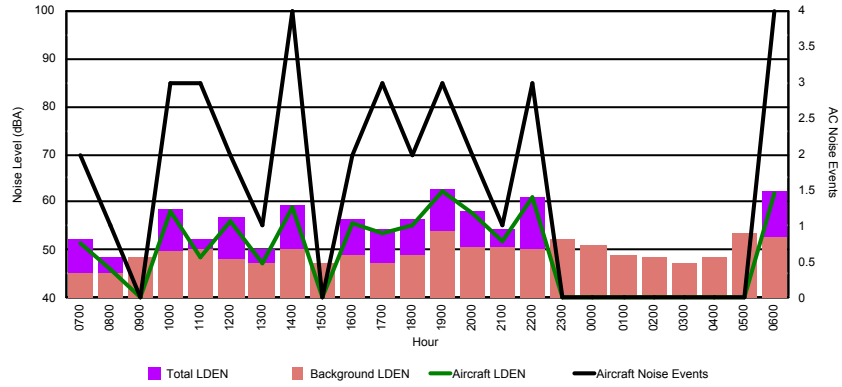

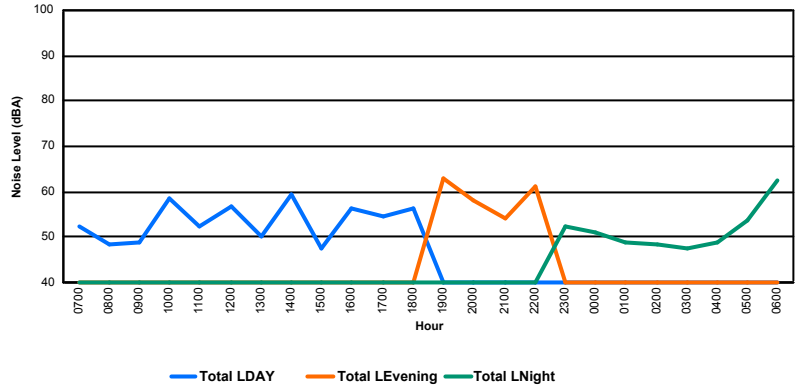

LE GOUVERNEMENT
DU GRAND-DUCHÉ DE LUXEMBOURG
Administration de la navigation aérienne

Luxembourg Airport

Noise Distribution by Hour

Between 28/12/2019 00:00:00 and 28/12/2019 23:59:59 (Local Time)

Day	Aircraft Events	Total LDEN dB (A)	Aircraft LDEN dB(A)	Background LDEN dB(A)	Total LDay dB(A)	Total LEvening dB(A)	Total LNight dB (A)
28/12/19 7:00	8	62.1	61.9	47.9	62.1	-	-
28/12/19 8:00	2	57.0	56.1	49.9	57.0	-	-
28/12/19 9:00	3	58.6	57.7	51.4	58.6	-	-
28/12/19 10:00	6	67.2	67.0	51.0	67.2	-	-
28/12/19 11:00	9	61.1	60.7	51.1	61.1	-	-
28/12/19 12:00	5	67.7	67.6	50.5	67.7	-	-
28/12/19 13:00	3	59.4	58.8	50.2	59.4	-	-
28/12/19 14:00	6	70.0	69.9	51.4	70.0	-	-
28/12/19 15:00	-	49.8	-	49.8	49.8	-	-
28/12/19 16:00	6	66.0	65.9	52.5	66.0	-	-
28/12/19 17:00	5	65.4	65.2	53.3	65.4	-	-
28/12/19 18:00	4	64.8	64.5	53.4	64.8	-	-
28/12/19 19:00	5	74.4	74.3	56.6	-	74.4	-
28/12/19 20:00	2	69.1	68.8	54.3	-	69.1	-
28/12/19 21:00	3	66.7	66.4	54.4	-	66.7	-
28/12/19 22:00	3	72.9	72.8	53.6	-	72.9	-
28/12/19 23:00	-	56.9	-	56.9	-	-	56.9
29/12/19 0:00	-	55.1	-	55.1	-	-	55.1
29/12/19 1:00	-	53.4	-	53.4	-	-	53.4
29/12/19 2:00	-	52.3	-	52.3	-	-	52.3
29/12/19 3:00	-	53.1	-	53.1	-	-	53.1
29/12/19 4:00	-	52.9	-	52.9	-	-	52.9
29/12/19 5:00	-	56.0	-	56.1	-	-	56.0
29/12/19 6:00	8	75.1	75.0	58.9	-	-	75.1
	78	**67.4**	**67.2**	**53.7**	**64.9**	**71.7**	**66.3**

Location: DVOR NMT # 2

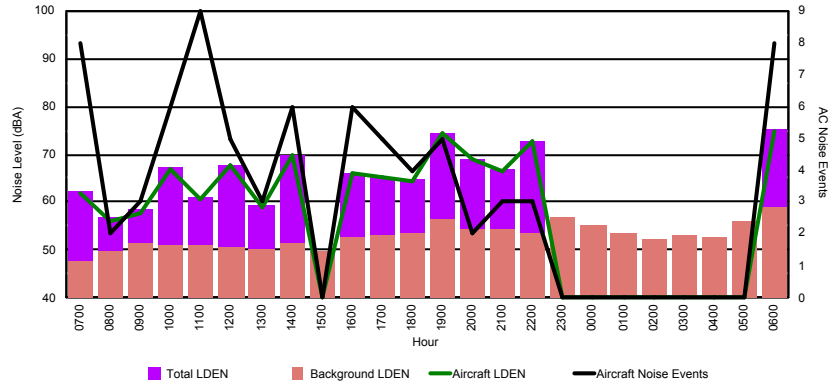

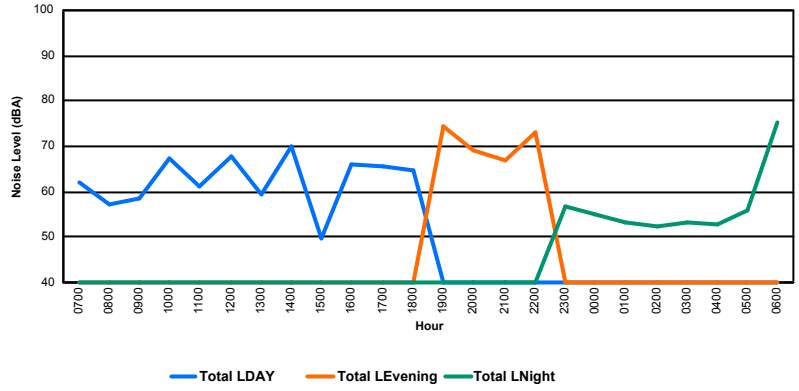

LE GOUVERNEMENT
DU GRAND-DUCHÉ DE LUXEMBOURG
Administration de la navigation aérienne

Luxembourg Airport

Noise Distribution by Hour

Between 28/12/2019 00:00:00 and 28/12/2019 23:59:59 (Local Time)

Day	Aircraft Events	Total LDEN dB (A)	Aircraft LDEN dB(A)	Background LDEN dB(A)	Total LDay dB(A)	Total LEvening dB(A)	Total LNight dB (A)
28/12/19 7:00	10	67.6	67.1	58.0	67.6	-	-
28/12/19 8:00	1	62.0	60.9	55.6	62.0	-	-
28/12/19 9:00	6	65.6	64.5	59.6	65.6	-	-
28/12/19 10:00	9	70.1	69.2	62.9	70.1	-	-
28/12/19 11:00	12	68.5	67.5	61.7	68.5	-	-
28/12/19 12:00	7	70.2	70.0	58.7	70.2	-	-
28/12/19 13:00	3	65.7	63.9	61.3	65.7	-	-
28/12/19 14:00	10	71.8	71.6	56.8	71.8	-	-
28/12/19 15:00	3	56.5	49.8	55.6	56.5	-	-
28/12/19 16:00	9	69.4	69.1	56.7	69.4	-	-
28/12/19 17:00	5	68.8	68.4	59.3	68.8	-	-
28/12/19 18:00	4	67.8	67.5	56.0	67.8	-	-
28/12/19 19:00	5	77.2	77.0	63.6	-	77.2	-
28/12/19 20:00	2	74.5	74.2	62.6	-	74.5	-
28/12/19 21:00	3	71.4	70.8	62.5	-	71.4	-
28/12/19 22:00	3	76.4	74.7	71.7	-	76.4	-
28/12/19 23:00	1	69.1	67.3	64.4	-	-	69.1
29/12/19 0:00	-	63.5	-	64.5	-	-	63.5
29/12/19 1:00	-	62.5	-	62.8	-	-	62.5
29/12/19 2:00	-	60.1	-	60.3	-	-	60.1
29/12/19 3:00	-	59.9	-	59.9	-	-	59.9
29/12/19 4:00	-	59.6	-	59.6	-	-	59.6
29/12/19 5:00	-	63.0	-	63.0	-	-	63.0
29/12/19 6:00	14	80.8	80.5	70.2	-	-	80.8
	107	**71.7**	**71.1**	**63.5**	**68.3**	**75.4**	**72.3**

Location: Mid Runway NMT # 3

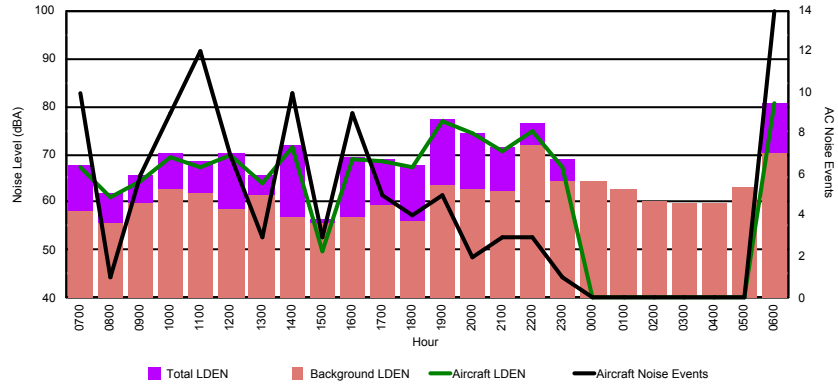

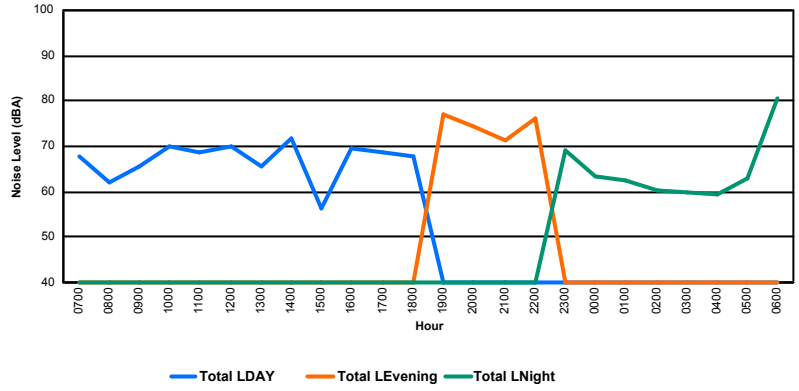

LE GOUVERNEMENT
DU GRAND-DUCHÉ DE LUXEMBOURG
Administration de la navigation aérienne

Luxembourg Airport

Noise Distribution by Hour

Between 28/12/2019 00:00:00 and 28/12/2019 23:59:59 (Local Time)

Day	Aircraft Events	Total LDEN dB (A)	Aircraft LDEN dB(A)	Background LDEN dB(A)	Total LDay dB(A)	Total LEvening dB(A)	Total LNight dB (A)
28/12/19 7:00	4	60.3	57.3	58.5	60.3	-	-
28/12/19 8:00	6	64.6	63.4	60.3	64.6	-	-
28/12/19 9:00	9	68.6	68.0	60.2	68.6	-	-
28/12/19 10:00	10	70.4	70.0	60.8	70.4	-	-
28/12/19 11:00	4	66.6	65.1	61.0	66.6	-	-
28/12/19 12:00	7	67.9	67.0	60.9	67.9	-	-
28/12/19 13:00	5	69.0	68.3	61.0	69.0	-	-
28/12/19 14:00	7	65.9	64.0	61.5	65.9	-	-
28/12/19 15:00	6	66.7	65.5	60.7	66.7	-	-
28/12/19 16:00	3	63.1	58.7	61.3	63.1	-	-
28/12/19 17:00	2	64.9	62.4	61.3	64.9	-	-
28/12/19 18:00	4	63.8	60.3	61.3	63.8	-	-
28/12/19 19:00	2	68.7	65.7	65.7	-	68.7	-
28/12/19 20:00	3	68.8	67.0	64.0	-	68.8	-
28/12/19 21:00	4	68.4	66.3	64.3	-	68.4	-
28/12/19 22:00	5	73.2	72.6	64.5	-	73.2	-
28/12/19 23:00	3	75.6	74.7	68.2	-	-	75.6
29/12/19 0:00	-	66.2	-	67.3	-	-	66.2
29/12/19 1:00	-	63.9	-	64.7	-	-	63.9
29/12/19 2:00	-	63.2	-	63.8	-	-	63.2
29/12/19 3:00	-	64.3	-	64.5	-	-	64.3
29/12/19 4:00	-	64.1	-	64.3	-	-	64.1
29/12/19 5:00	-	65.4	-	65.7	-	-	65.4
29/12/19 6:00	7	81.3	81.2	68.4	-	-	81.3
	91	**70.8**	**69.9**	**64.0**	**66.8**	**70.3**	**73.7**

Location: NDB-Hamm NMT # 4

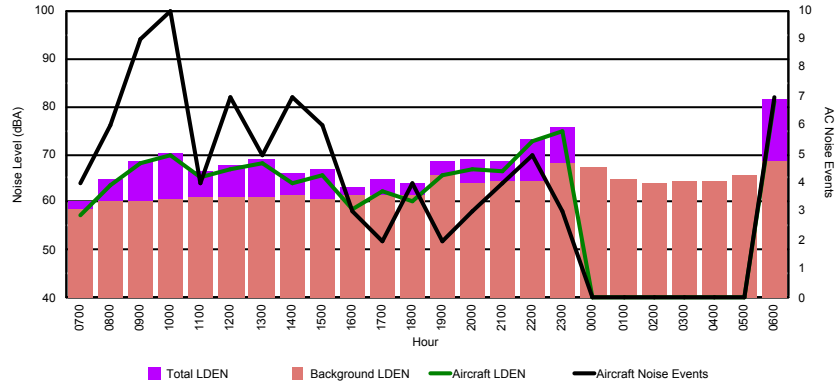

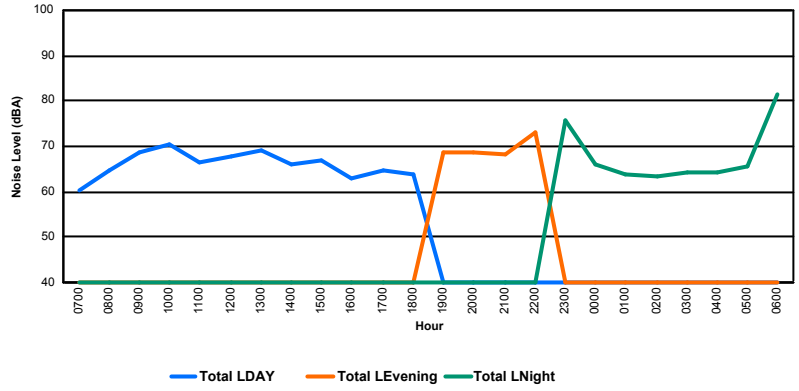

LE GOUVERNEMENT
DU GRAND-DUCHÉ DE LUXEMBOURG
Administration de la navigation aérienne

Luxembourg Airport

Noise Distribution by Hour

Between 29/12/2019 00:00:00 and 29/12/2019 23:59:59 (Local Time)

Day	Aircraft Events	Total LDEN dB (A)	Aircraft LDEN dB(A)	Background LDEN dB(A)	Total LDay dB(A)	Total LEvening dB(A)	Total LNight dB (A)
29/12/19 7:00	-	40.7	-	40.7	40.7	-	-
29/12/19 8:00	1	54.8	54.6	41.4	54.8	-	-
29/12/19 9:00	1	53.2	52.7	43.6	53.2	-	-
29/12/19 10:00	1	46.0	41.7	44.1	46.0	-	-
29/12/19 11:00	3	56.3	55.7	47.2	56.3	-	-
29/12/19 12:00	1	47.1	43.0	45.1	47.1	-	-
29/12/19 13:00	-	43.4	-	43.4	43.4	-	-
29/12/19 14:00	2	56.3	55.8	47.2	56.3	-	-
29/12/19 15:00	-	44.7	-	44.7	44.7	-	-
29/12/19 16:00	1	54.3	53.6	46.2	54.3	-	-
29/12/19 17:00	3	52.7	51.4	47.2	52.7	-	-
29/12/19 18:00	4	56.5	56.0	47.7	56.5	-	-
29/12/19 19:00	1	60.0	59.5	50.1	-	60.0	-
29/12/19 20:00	3	55.9	53.9	51.7	-	55.9	-
29/12/19 21:00	3	60.7	60.3	50.6	-	60.7	-
29/12/19 22:00	4	61.9	61.6	51.0	-	61.9	-
29/12/19 23:00	1	57.4	56.2	51.5	-	-	57.4
30/12/19 0:00	-	49.6	-	49.6	-	-	49.6
30/12/19 1:00	-	48.4	-	48.4	-	-	48.4
30/12/19 2:00	-	49.0	-	49.0	-	-	49.0
30/12/19 3:00	-	47.8	-	47.8	-	-	47.8
30/12/19 4:00	-	50.1	-	50.1	-	-	50.1
30/12/19 5:00	-	54.0	-	54.1	-	-	54.0
30/12/19 6:00	5	66.1	65.7	55.8	-	-	66.1
	34	**56.9**	**56.1**	**49.4**	**53.0**	**60.1**	**58.2**

Location: Roodt/Syr NMT # 1

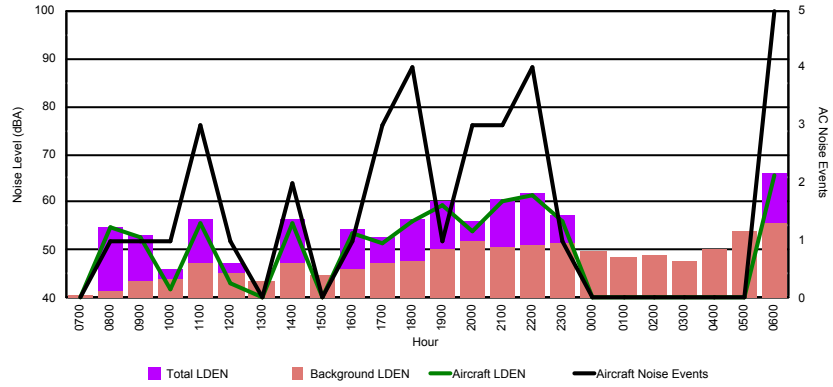

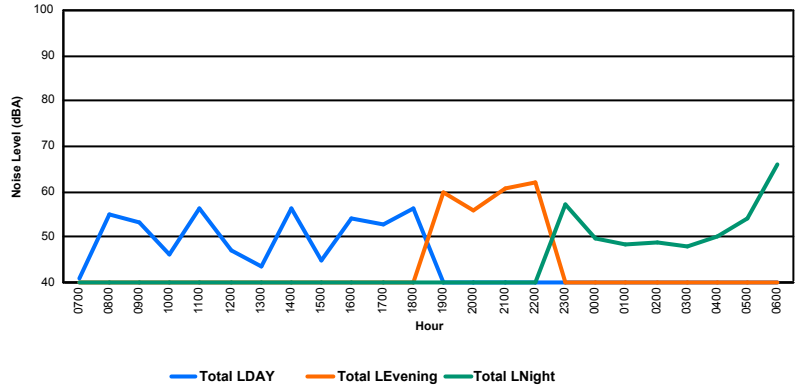

LE GOUVERNEMENT
DU GRAND-DUCHÉ DE LUXEMBOURG
Administration de la navigation aérienne

Luxembourg Airport

Noise Distribution by Hour

Between 29/12/2019 00:00:00 and 29/12/2019 23:59:59 (Local Time)

Day	Aircraft Events	Total LDEN dB (A)	Aircraft LDEN dB(A)	Background LDEN dB(A)	Total LDay dB(A)	Total LEvening dB(A)	Total LNight dB (A)
29/12/19 7:00	2	48.7	44.2	46.9	48.7	-	-
29/12/19 8:00	2	65.6	65.5	46.6	65.6	-	-
29/12/19 9:00	3	62.9	62.7	48.7	62.9	-	-
29/12/19 10:00	2	54.1	52.2	49.7	54.1	-	-
29/12/19 11:00	6	65.3	65.1	51.1	65.3	-	-
29/12/19 12:00	6	57.6	56.9	49.4	57.6	-	-
29/12/19 13:00	2	53.7	52.5	47.6	53.7	-	-
29/12/19 14:00	6	64.4	64.3	49.2	64.4	-	-
29/12/19 15:00	1	49.0	40.6	48.3	49.0	-	-
29/12/19 16:00	3	63.4	63.2	49.3	63.4	-	-
29/12/19 17:00	7	62.0	61.5	52.3	62.0	-	-
29/12/19 18:00	9	65.5	65.3	52.2	65.5	-	-
29/12/19 19:00	6	70.7	70.5	56.6	-	70.7	-
29/12/19 20:00	7	72.3	72.1	56.8	-	72.3	-
29/12/19 21:00	5	70.4	70.3	56.2	-	70.4	-
29/12/19 22:00	4	69.5	69.3	56.2	-	69.5	-
29/12/19 23:00	2	66.7	66.3	56.9	-	-	66.7
30/12/19 0:00	-	53.2	-	53.2	-	-	53.2
30/12/19 1:00	-	52.8	-	52.8	-	-	52.8
30/12/19 2:00	-	53.3	-	53.3	-	-	53.3
30/12/19 3:00	-	53.1	-	53.1	-	-	53.1
30/12/19 4:00	-	54.4	-	54.4	-	-	54.4
30/12/19 5:00	-	58.7	-	58.7	-	-	58.7
30/12/19 6:00	12	74.3	74.1	62.9	-	-	74.3
	85	**66.3**	**66.0**	**54.7**	**62.3**	**70.8**	**66.2**

Location: DVOR NMT # 2

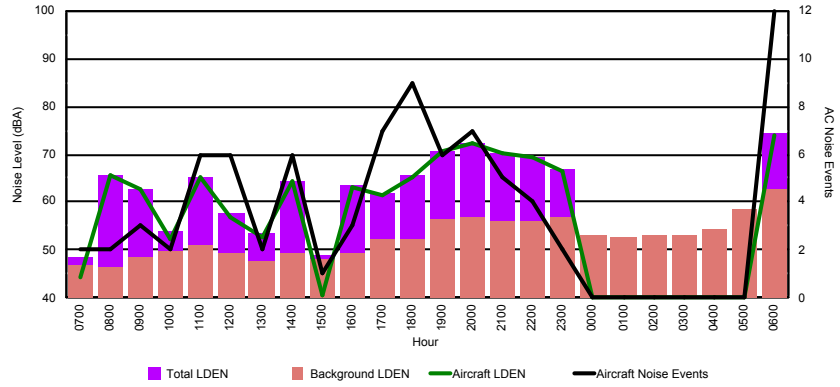

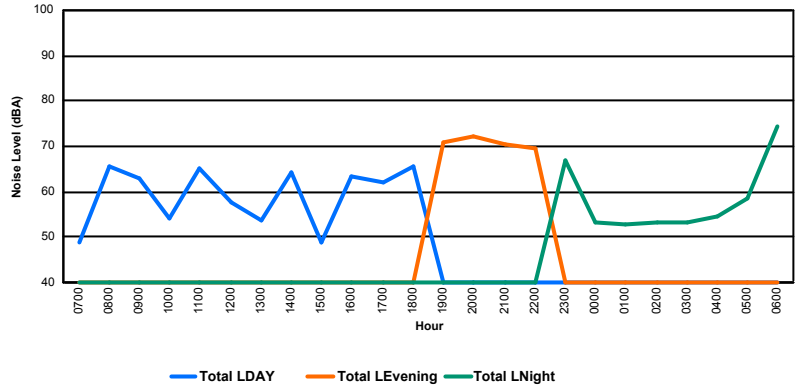

LE GOUVERNEMENT
DU GRAND-DUCHÉ DE LUXEMBOURG
Administration de la navigation aérienne

Luxembourg Airport

Noise Distribution by Hour

Between 29/12/2019 00:00:00 and 29/12/2019 23:59:59 (Local Time)

Day	Aircraft Events	Total LDEN dB (A)	Aircraft LDEN dB(A)	Background LDEN dB(A)	Total LDay dB(A)	Total LEvening dB(A)	Total LNight dB (A)
29/12/19 7:00	3	58.5	52.3	57.6	58.5	-	-
29/12/19 8:00	4	68.4	67.8	59.8	68.4	-	-
29/12/19 9:00	5	68.3	67.7	59.4	68.3	-	-
29/12/19 10:00	4	62.0	60.9	55.4	62.0	-	-
29/12/19 11:00	11	69.8	69.6	58.0	69.8	-	-
29/12/19 12:00	12	64.2	63.6	55.7	64.2	-	-
29/12/19 13:00	7	60.2	58.7	54.8	60.2	-	-
29/12/19 14:00	13	67.3	66.9	57.2	67.3	-	-
29/12/19 15:00	8	60.4	56.6	58.2	60.4	-	-
29/12/19 16:00	9	69.8	69.4	59.9	69.8	-	-
29/12/19 17:00	8	69.5	69.0	60.3	69.5	-	-
29/12/19 18:00	16	69.8	69.3	60.9	69.8	-	-
29/12/19 19:00	8	73.1	72.4	65.5	-	73.1	-
29/12/19 20:00	8	74.7	74.3	63.2	-	74.7	-
29/12/19 21:00	10	74.2	73.7	64.6	-	74.2	-
29/12/19 22:00	8	72.9	72.6	62.4	-	72.9	-
29/12/19 23:00	2	73.5	73.1	62.6	-	-	73.5
30/12/19 0:00	-	59.8	-	59.9	-	-	59.8
30/12/19 1:00	-	57.5	-	57.5	-	-	57.5
30/12/19 2:00	-	57.3	-	57.4	-	-	57.3
30/12/19 3:00	-	56.4	-	56.4	-	-	56.4
30/12/19 4:00	-	58.1	-	58.1	-	-	58.1
30/12/19 5:00	-	64.1	-	64.2	-	-	64.1
30/12/19 6:00	12	78.4	78.0	69.2	-	-	78.4
	148	**70.3**	**69.7**	**61.6**	**67.2**	**73.8**	**70.8**

Location: Mid Runway NMT # 3

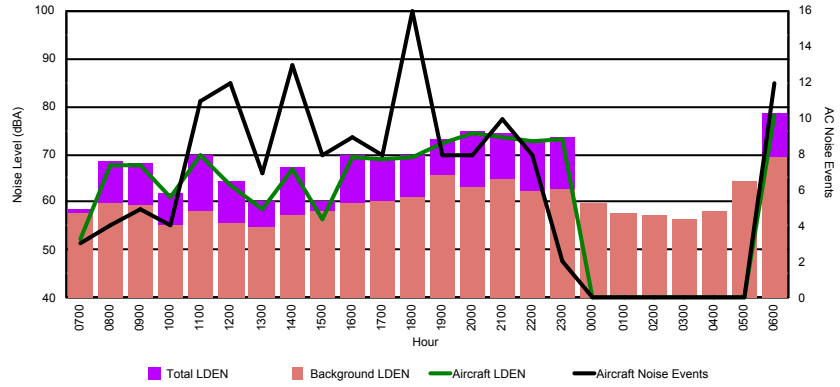

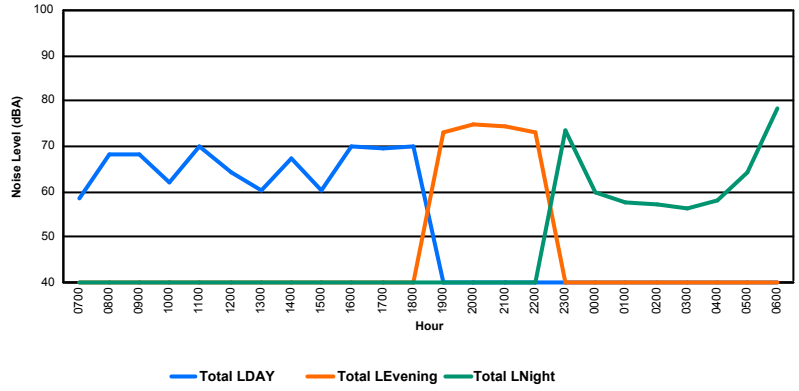

LE GOUVERNEMENT
DU GRAND-DUCHÉ DE LUXEMBOURG
Administration de la navigation aérienne

Luxembourg Airport

Noise Distribution by Hour

Between 29/12/2019 00:00:00 and 29/12/2019 23:59:59 (Local Time)

Day	Aircraft Events	Total LDEN dB (A)	Aircraft LDEN dB(A)	Background LDEN dB(A)	Total LDay dB(A)	Total LEvening dB(A)	Total LNight dB (A)
29/12/19 7:00	1	61.6	60.6	54.9	61.6	-	-
29/12/19 8:00	1	61.2	59.6	56.3	61.2	-	-
29/12/19 9:00	1	60.2	55.1	58.6	60.2	-	-
29/12/19 10:00	5	63.0	60.9	59.0	63.0	-	-
29/12/19 11:00	5	62.0	59.5	58.7	62.0	-	-
29/12/19 12:00	3	65.0	63.8	58.5	65.0	-	-
29/12/19 13:00	2	59.9	55.4	58.1	59.9	-	-
29/12/19 14:00	1	59.5	47.7	59.2	59.5	-	-
29/12/19 15:00	9	67.3	66.6	59.0	67.3	-	-
29/12/19 16:00	8	68.0	67.2	60.1	68.0	-	-
29/12/19 17:00	8	64.4	62.1	60.7	64.4	-	-
29/12/19 18:00	11	67.7	66.9	60.2	67.7	-	-
29/12/19 19:00	8	73.6	73.0	65.2	-	73.6	-
29/12/19 20:00	4	68.9	67.1	64.4	-	68.9	-
29/12/19 21:00	7	72.2	71.5	64.0	-	72.2	-
29/12/19 22:00	12	70.9	70.0	63.9	-	70.9	-
29/12/19 23:00	2	74.3	73.6	66.3	-	-	74.3
30/12/19 0:00	-	64.1	-	64.9	-	-	64.1
30/12/19 1:00	-	64.2	-	64.9	-	-	64.2
30/12/19 2:00	-	64.5	-	65.1	-	-	64.5
30/12/19 3:00	-	65.1	-	65.5	-	-	65.1
30/12/19 4:00	-	65.6	-	65.8	-	-	65.6
30/12/19 5:00	-	70.2	-	71.7	-	-	70.2
30/12/19 6:00	5	78.0	77.3	73.1	-	-	78.0
	93	**69.4**	**67.9**	**65.0**	**64.4**	**71.7**	**71.6**

Location: NDB-Hamm NMT # 4

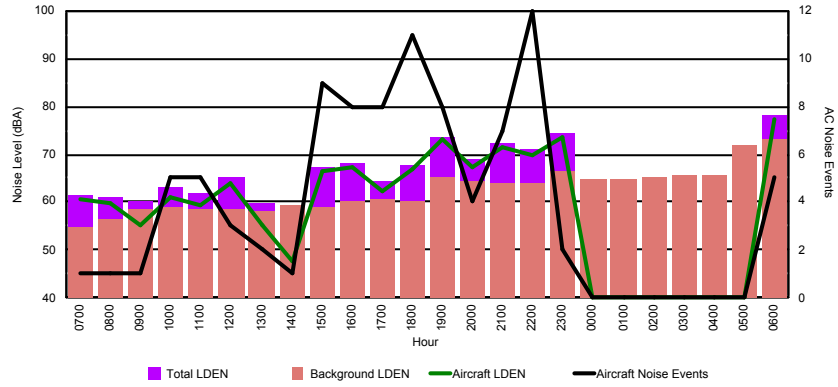

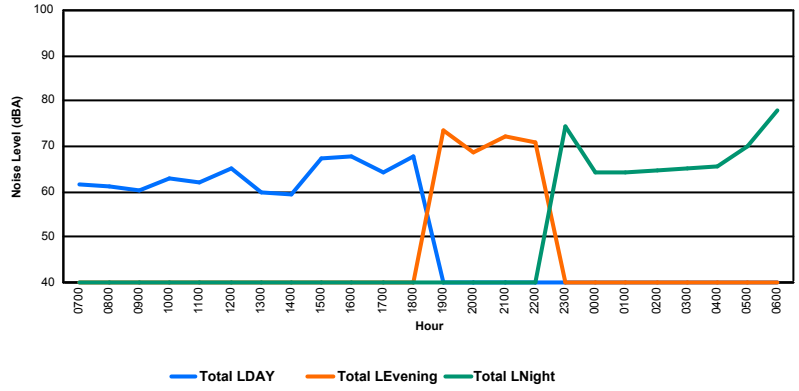

LE GOUVERNEMENT
DU GRAND-DUCHÉ DE LUXEMBOURG
Administration de la navigation aérienne

Luxembourg Airport

Noise Distribution by Hour

Between 30/12/2019 00:00:00 and 30/12/2019 23:59:59 (Local Time)

Day	Aircraft Events	Total LDEN dB (A)	Aircraft LDEN dB(A)	Background LDEN dB(A)	Total LDay dB(A)	Total LEvening dB(A)	Total LNight dB (A)
30/12/19 7:00	3	57.3	56.9	46.7	57.3	-	-
30/12/19 8:00	-	47.9	-	47.9	47.9	-	-
30/12/19 9:00	2	55.0	54.0	48.2	55.0	-	-
30/12/19 10:00	2	51.0	48.5	47.6	51.0	-	-
30/12/19 11:00	6	54.8	53.4	49.7	54.8	-	-
30/12/19 12:00	2	50.7	48.6	46.6	50.7	-	-
30/12/19 13:00	2	56.7	49.3	55.9	56.7	-	-
30/12/19 14:00	2	49.7	47.4	46.0	49.7	-	-
30/12/19 15:00	5	54.6	53.3	49.0	54.6	-	-
30/12/19 16:00	7	55.8	55.0	48.7	55.8	-	-
30/12/19 17:00	6	53.9	52.5	48.5	53.9	-	-
30/12/19 18:00	3	55.2	54.6	46.6	55.2	-	-
30/12/19 19:00	4	56.8	55.4	51.7	-	56.8	-
30/12/19 20:00	6	60.2	59.2	53.5	-	60.2	-
30/12/19 21:00	5	60.4	59.6	52.9	-	60.4	-
30/12/19 22:00	12	61.5	60.7	54.0	-	61.5	-
30/12/19 23:00	-	52.6	-	52.6	-	-	52.6
31/12/19 0:00	-	50.3	-	50.3	-	-	50.3
31/12/19 1:00	-	53.6	-	53.7	-	-	53.6
31/12/19 2:00	-	50.7	-	50.7	-	-	50.7
31/12/19 3:00	-	50.0	-	50.0	-	-	50.0
31/12/19 4:00	-	53.0	-	53.0	-	-	53.0
31/12/19 5:00	-	53.1	-	53.1	-	-	53.1
31/12/19 6:00	2	65.7	65.1	56.0	-	-	65.7
	69	**57.0**	**55.6**	**51.6**	**54.3**	**60.0**	**57.8**

Location: Roodt/Syr NMT # 1

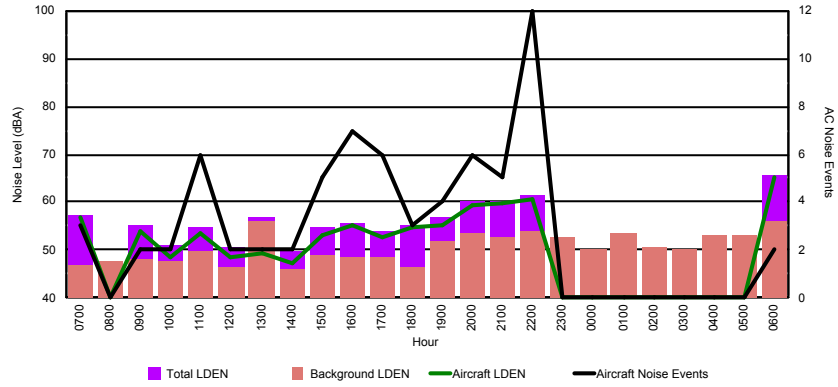

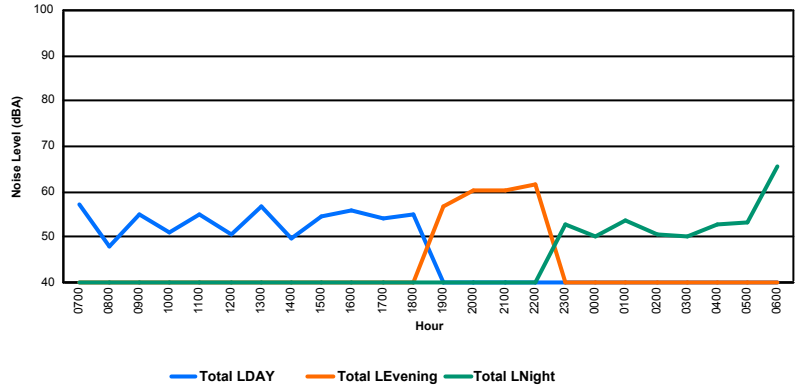

LE GOUVERNEMENT
DU GRAND-DUCHÉ DE LUXEMBOURG
Administration de la navigation aérienne

Luxembourg Airport

Noise Distribution by Hour

Between 30/12/2019 00:00:00 and 30/12/2019 23:59:59 (Local Time)

Day	Aircraft Events	Total LDEN dB (A)	Aircraft LDEN dB(A)	Background LDEN dB(A)	Total LDay dB(A)	Total LEvening dB(A)	Total LNight dB (A)
30/12/19 7:00	4	66.5	66.3	54.5	66.5	-	-
30/12/19 8:00	2	58.0	56.7	52.4	58.0	-	-
30/12/19 9:00	6	63.9	63.4	53.5	63.9	-	-
30/12/19 10:00	3	61.1	60.3	53.2	61.1	-	-
30/12/19 11:00	11	63.3	62.9	53.4	63.3	-	-
30/12/19 12:00	6	62.5	62.1	52.4	62.5	-	-
30/12/19 13:00	2	62.7	62.3	51.6	62.7	-	-
30/12/19 14:00	2	60.9	60.3	51.1	60.9	-	-
30/12/19 15:00	6	68.9	68.7	54.6	68.9	-	-
30/12/19 16:00	7	69.8	69.6	56.1	69.8	-	-
30/12/19 17:00	7	66.6	66.2	56.2	66.6	-	-
30/12/19 18:00	3	67.4	67.0	57.6	67.4	-	-
30/12/19 19:00	4	70.8	70.2	61.6	-	70.8	-
30/12/19 20:00	6	72.4	72.1	59.9	-	72.4	-
30/12/19 21:00	5	72.9	72.7	59.6	-	72.9	-
30/12/19 22:00	12	74.8	74.6	61.8	-	74.8	-
30/12/19 23:00	-	58.1	-	58.1	-	-	58.1
31/12/19 0:00	-	56.7	-	56.7	-	-	56.7
31/12/19 1:00	-	56.2	-	56.2	-	-	56.2
31/12/19 2:00	-	55.6	-	55.6	-	-	55.6
31/12/19 3:00	-	55.8	-	55.8	-	-	55.8
31/12/19 4:00	-	57.6	-	57.6	-	-	57.6
31/12/19 5:00	-	60.7	-	60.7	-	-	60.7
31/12/19 6:00	4	79.9	79.5	69.6	-	-	79.9
	90	**69.7**	**69.3**	**59.5**	**65.6**	**73.0**	**71.0**

Location: DVOR NMT # 2

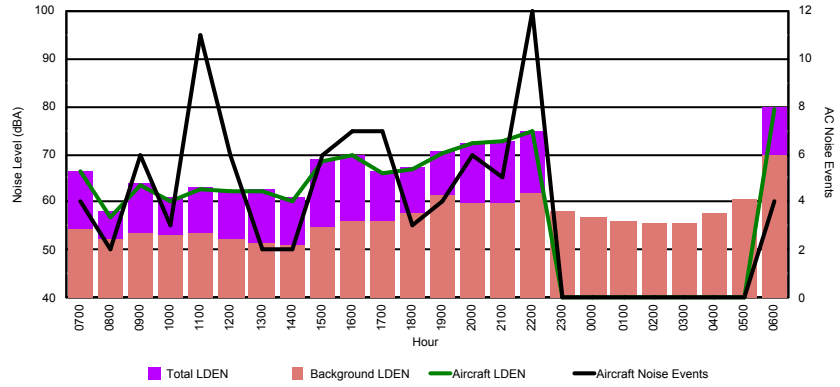

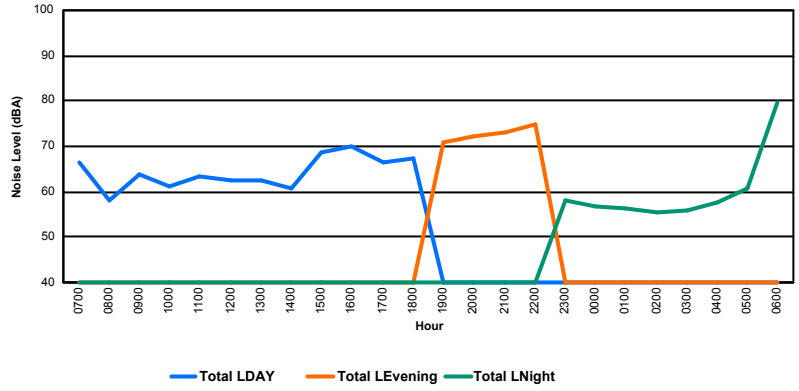

LE GOUVERNEMENT
DU GRAND-DUCHÉ DE LUXEMBOURG
Administration de la navigation aérienne

Luxembourg Airport

Noise Distribution by Hour

Between 30/12/2019 00:00:00 and 30/12/2019 23:59:59 (Local Time)

Day	Aircraft Events	Total LDEN dB (A)	Aircraft LDEN dB(A)	Background LDEN dB(A)	Total LDay dB(A)	Total LEvening dB(A)	Total LNight dB (A)
30/12/19 7:00	5	66.5	66.4	53.8	66.5	-	-
30/12/19 8:00	5	61.2	60.6	52.2	61.2	-	-
30/12/19 9:00	9	67.1	66.5	58.2	67.1	-	-
30/12/19 10:00	8	65.5	64.5	59.1	65.5	-	-
30/12/19 11:00	20	68.6	68.3	57.1	68.6	-	-
30/12/19 12:00	9	67.7	67.5	54.8	67.7	-	-
30/12/19 13:00	2	60.8	58.1	57.7	60.8	-	-
30/12/19 14:00	2	68.5	63.6	66.8	68.5	-	-
30/12/19 15:00	9	67.7	67.4	56.2	67.7	-	-
30/12/19 16:00	10	69.9	66.8	67.0	69.9	-	-
30/12/19 17:00	4	70.7	61.1	70.2	70.7	-	-
30/12/19 18:00	7	69.5	65.2	67.5	69.5	-	-
30/12/19 19:00	9	72.9	65.7	72.0	-	72.9	-
30/12/19 20:00	7	73.9	65.3	73.3	-	73.9	-
30/12/19 21:00	3	72.6	66.6	71.4	-	72.6	-
30/12/19 22:00	3	75.2	71.1	73.2	-	75.2	-
30/12/19 23:00	-	64.3	-	64.3	-	-	64.3
31/12/19 0:00	-	66.9	-	68.1	-	-	66.9
31/12/19 1:00	-	61.6	-	62.0	-	-	61.6
31/12/19 2:00	-	66.9	-	67.6	-	-	66.9
31/12/19 3:00	-	61.5	-	61.5	-	-	61.5
31/12/19 4:00	-	57.0	-	57.0	-	-	57.0
31/12/19 5:00	-	58.7	-	58.7	-	-	58.7
31/12/19 6:00	8	80.3	79.4	73.4	-	-	80.3
	120	**70.8**	**68.1**	**67.7**	**67.8**	**73.8**	**71.9**

Location: Mid Runway NMT # 3

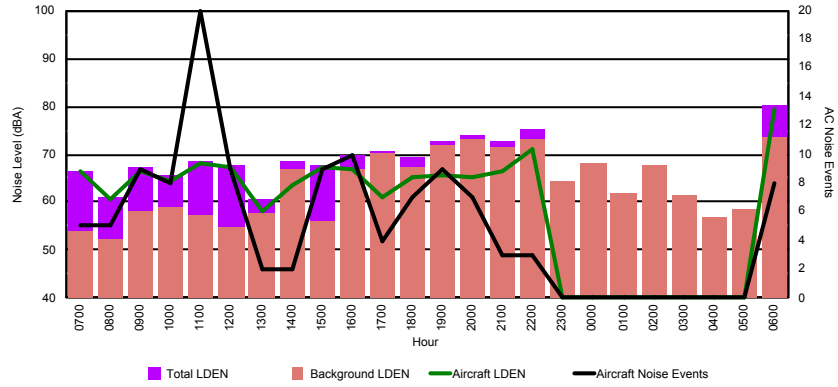

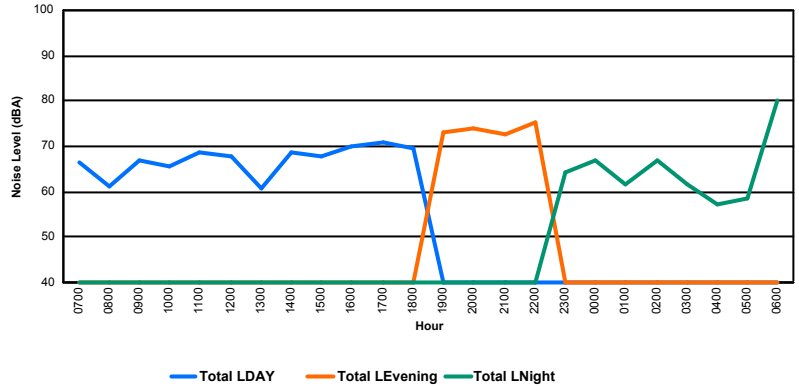

LE GOUVERNEMENT
DU GRAND-DUCHÉ DE LUXEMBOURG
Administration de la navigation aérienne

Luxembourg Airport

Noise Distribution by Hour

Between 30/12/2019 00:00:00 and 30/12/2019 23:59:59 (Local Time)

Day	Aircraft Events	Total LDEN dB (A)	Aircraft LDEN dB(A)	Background LDEN dB(A)	Total LDay dB(A)	Total LEvening dB(A)	Total LNight dB (A)
30/12/19 7:00	2	62.8	57.3	64.6	62.8	-	-
30/12/19 8:00	4	66.6	65.4	63.3	66.6	-	-
30/12/19 9:00	6	64.0	60.6	61.7	64.0	-	-
30/12/19 10:00	12	68.1	67.2	61.1	68.1	-	-
30/12/19 11:00	4	63.9	61.4	60.4	63.9	-	-
30/12/19 12:00	6	67.1	66.4	59.6	67.1	-	-
30/12/19 13:00	1	60.6	54.7	59.3	60.6	-	-
30/12/19 14:00	4	67.7	66.9	60.2	67.7	-	-
30/12/19 15:00	5	70.1	69.6	60.6	70.1	-	-
30/12/19 16:00	7	66.2	64.7	61.2	66.2	-	-
30/12/19 17:00	7	64.6	61.7	61.9	64.6	-	-
30/12/19 18:00	10	66.6	64.8	62.4	66.6	-	-
30/12/19 19:00	6	69.7	67.2	66.3	-	69.7	-
30/12/19 20:00	4	72.1	71.0	65.8	-	72.1	-
30/12/19 21:00	4	68.6	66.7	64.3	-	68.6	-
30/12/19 22:00	3	69.2	67.6	64.3	-	69.2	-
30/12/19 23:00	-	68.4	-	68.5	-	-	68.4
31/12/19 0:00	-	65.9	-	67.2	-	-	65.9
31/12/19 1:00	-	63.9	-	64.7	-	-	63.9
31/12/19 2:00	-	64.5	-	65.4	-	-	64.5
31/12/19 3:00	-	64.4	-	64.6	-	-	64.4
31/12/19 4:00	-	66.3	-	66.7	-	-	66.3
31/12/19 5:00	-	68.3	-	69.7	-	-	68.3
31/12/19 6:00	14	76.9	76.3	73.5	-	-	76.9
	99	**68.6**	**66.6**	**65.7**	**66.4**	**70.1**	**69.9**

Location: NDB-Hamm NMT # 4

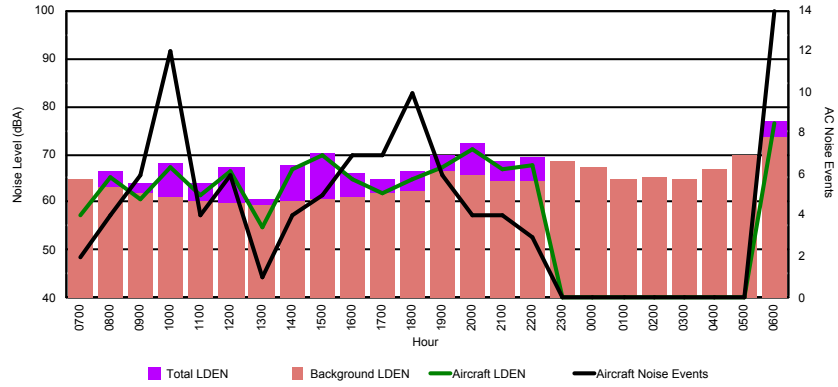

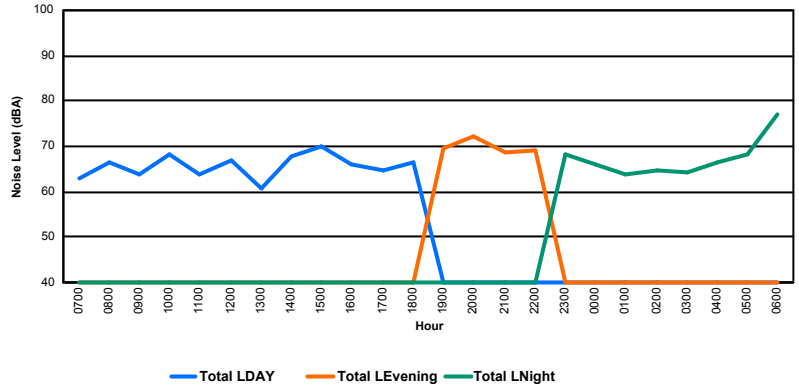

LE GOUVERNEMENT
DU GRAND-DUCHÉ DE LUXEMBOURG
Administration de la navigation aérienne

Luxembourg Airport

Noise Distribution by Hour

Between 31/12/2019 00:00:00 and 31/12/2019 23:59:59 (Local Time)

Day	Aircraft Events	Total LDEN dB (A)	Aircraft LDEN dB(A)	Background LDEN dB(A)	Total LDay dB(A)	Total LEvening dB(A)	Total LNight dB (A)
31/12/19 7:00	1	50.7	48.8	46.0	50.7	-	-
31/12/19 8:00	-	48.3	-	48.4	48.3	-	-
31/12/19 9:00	-	48.3	-	48.3	48.3	-	-
31/12/19 10:00	2	51.3	44.8	50.3	51.3	-	-
31/12/19 11:00	4	57.1	56.1	50.6	57.1	-	-
31/12/19 12:00	1	49.8	47.1	46.6	49.8	-	-
31/12/19 13:00	2	55.3	54.6	47.1	55.3	-	-
31/12/19 14:00	1	49.9	47.3	46.5	49.9	-	-
31/12/19 15:00	-	46.0	-	46.0	46.0	-	-
31/12/19 16:00	-	51.4	-	51.4	51.4	-	-
31/12/19 17:00	-	47.0	-	47.0	47.0	-	-
31/12/19 18:00	1	50.1	44.5	48.7	50.1	-	-
31/12/19 19:00	1	61.7	61.4	49.5	-	61.7	-
31/12/19 20:00	1	52.2	49.0	49.4	-	52.2	-
31/12/19 21:00	2	59.7	59.4	48.9	-	59.7	-
31/12/19 22:00	2	60.9	60.3	51.6	-	60.9	-
31/12/19 23:00	1	65.1	60.5	63.1	-	-	65.1
01/01/20 0:00	-	76.6	-	76.7	-	-	76.6
01/01/20 1:00	-	51.2	-	51.2	-	-	51.2
01/01/20 2:00	-	49.3	-	49.3	-	-	49.3
01/01/20 3:00	-	49.9	-	49.9	-	-	49.9
01/01/20 4:00	-	49.1	-	49.1	-	-	49.1
01/01/20 5:00	-	48.9	-	48.9	-	-	48.9
01/01/20 6:00	3	67.5	67.4	52.5	-	-	67.5
	22	**64.0**	**56.6**	**63.2**	**51.7**	**59.8**	**68.4**

Location: Roodt/Syr NMT # 1

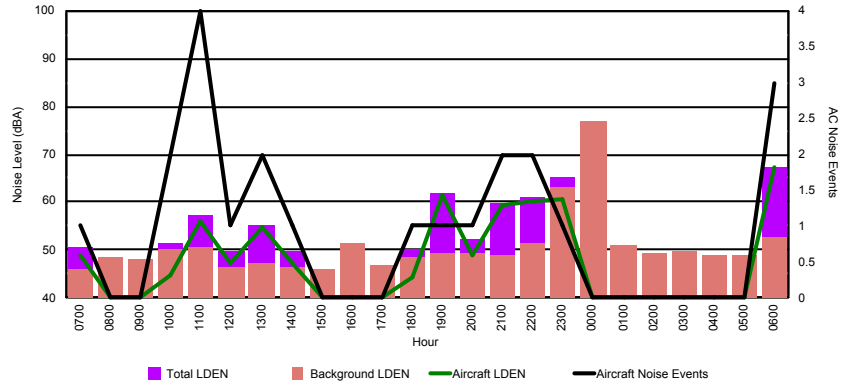

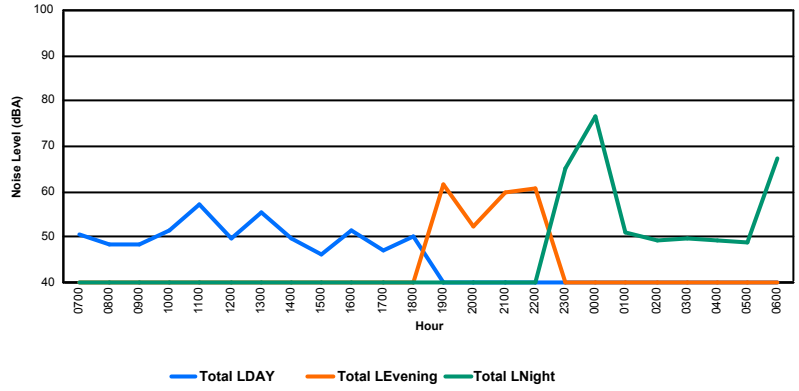

LE GOUVERNEMENT
DU GRAND-DUCHÉ DE LUXEMBOURG
Administration de la navigation aérienne

Luxembourg Airport

Noise Distribution by Hour

Between 31/12/2019 00:00:00 and 31/12/2019 23:59:59 (Local Time)

Day	Aircraft Events	Total LDEN dB (A)	Aircraft LDEN dB(A)	Background LDEN dB(A)	Total LDay dB(A)	Total LEvening dB(A)	Total LNight dB (A)
31/12/19 7:00	4	68.3	68.1	53.8	68.3	-	-
31/12/19 8:00	1	52.5	37.6	52.4	52.5	-	-
31/12/19 9:00	1	53.5	49.2	51.5	53.5	-	-
31/12/19 10:00	7	60.4	59.6	52.9	60.4	-	-
31/12/19 11:00	9	63.6	63.3	51.8	63.6	-	-
31/12/19 12:00	4	59.4	58.8	51.0	59.4	-	-
31/12/19 13:00	3	63.0	62.7	50.5	63.0	-	-
31/12/19 14:00	2	56.2	55.1	49.5	56.2	-	-
31/12/19 15:00	2	54.7	52.7	50.4	54.7	-	-
31/12/19 16:00	1	51.2	43.5	50.5	51.2	-	-
31/12/19 17:00	3	59.9	59.3	50.6	59.9	-	-
31/12/19 18:00	2	66.1	65.9	51.4	66.1	-	-
31/12/19 19:00	1	69.4	69.1	56.2	-	69.4	-
31/12/19 20:00	1	59.5	58.2	53.7	-	59.5	-
31/12/19 21:00	2	68.0	67.8	53.2	-	68.0	-
31/12/19 22:00	2	69.7	69.6	53.3	-	69.7	-
31/12/19 23:00	1	67.9	66.7	61.9	-	-	67.9
01/01/20 0:00	-	71.2	-	71.3	-	-	71.2
01/01/20 1:00	-	56.4	-	56.4	-	-	56.4
01/01/20 2:00	-	56.3	-	56.3	-	-	56.3
01/01/20 3:00	-	54.8	-	54.8	-	-	54.8
01/01/20 4:00	-	51.8	-	51.8	-	-	51.8
01/01/20 5:00	-	51.2	-	51.2	-	-	51.2
01/01/20 6:00	3	81.1	81.1	53.6	-	-	81.1
	49	**69.1**	**68.6**	**59.1**	**62.1**	**68.0**	**72.7**

Location: DVOR NMT # 2

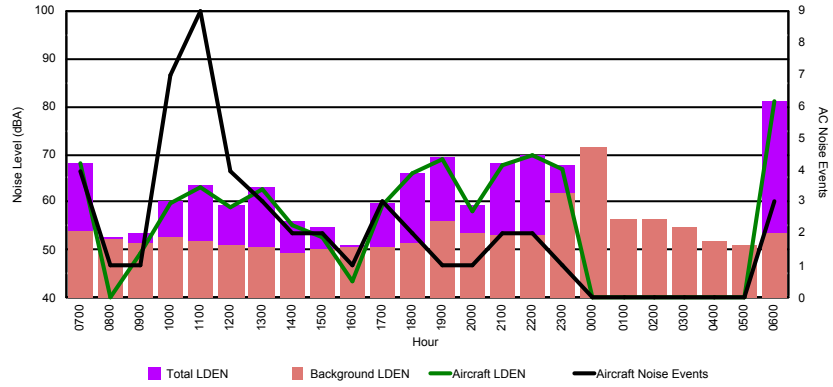

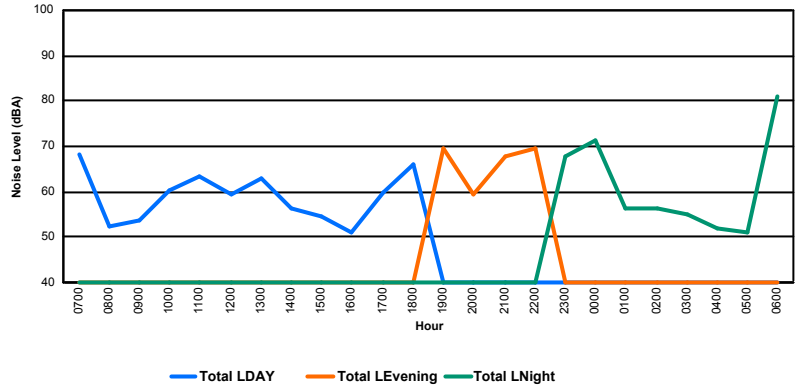

LE GOUVERNEMENT
DU GRAND-DUCHÉ DE LUXEMBOURG
Administration de la navigation aérienne

Luxembourg Airport

Noise Distribution by Hour

Between 31/12/2019 00:00:00 and 31/12/2019 23:59:59 (Local Time)

Day	Aircraft Events	Total LDEN dB (A)	Aircraft LDEN dB(A)	Background LDEN dB(A)	Total LDay dB(A)	Total LEvening dB(A)	Total LNight dB (A)
31/12/19 7:00	3	64.7	62.8	60.4	64.7	-	-
31/12/19 8:00	1	59.8	58.7	53.3	59.8	-	-
31/12/19 9:00	2	62.4	59.6	59.4	62.4	-	-
31/12/19 10:00	14	69.4	68.2	63.9	69.4	-	-
31/12/19 11:00	13	70.0	68.7	64.7	70.0	-	-
31/12/19 12:00	4	65.6	65.4	52.9	65.6	-	-
31/12/19 13:00	10	67.2	66.7	57.0	67.2	-	-
31/12/19 14:00	10	64.1	63.3	56.3	64.1	-	-
31/12/19 15:00	4	63.9	61.2	60.6	63.9	-	-
31/12/19 16:00	2	57.2	52.6	55.3	57.2	-	-
31/12/19 17:00	3	66.1	64.9	60.1	66.1	-	-
31/12/19 18:00	2	68.4	68.2	54.6	68.4	-	-
31/12/19 19:00	1	70.5	69.8	62.2	-	70.5	-
31/12/19 20:00	2	70.1	69.4	62.0	-	70.1	-
31/12/19 21:00	2	69.8	69.4	60.0	-	69.8	-
31/12/19 22:00	2	71.4	71.2	57.6	-	71.4	-
31/12/19 23:00	1	78.1	77.5	69.3	-	-	78.1
01/01/20 0:00	-	69.5	-	69.7	-	-	69.5
01/01/20 1:00	-	59.1	-	59.1	-	-	59.1
01/01/20 2:00	-	58.7	-	58.8	-	-	58.7
01/01/20 3:00	-	58.8	-	58.8	-	-	58.8
01/01/20 4:00	-	58.4	-	58.4	-	-	58.4
01/01/20 5:00	-	59.9	-	59.9	-	-	59.9
01/01/20 6:00	3	79.7	74.9	78.0	-	-	79.7
	79	**70.4**	**68.4**	**66.3**	**66.2**	**70.5**	**73.3**

Location: Mid Runway NMT # 3

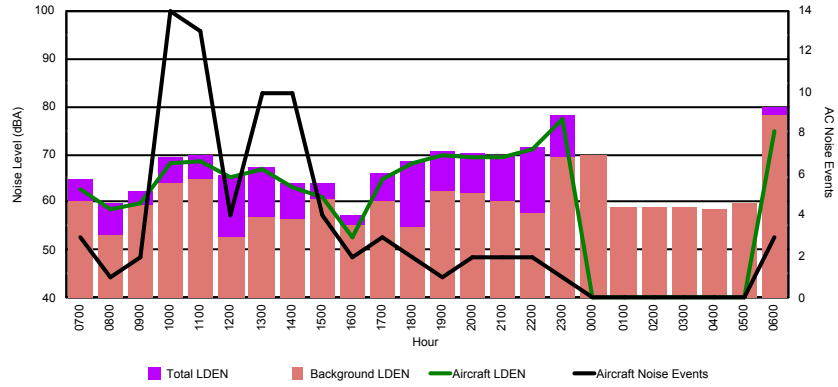

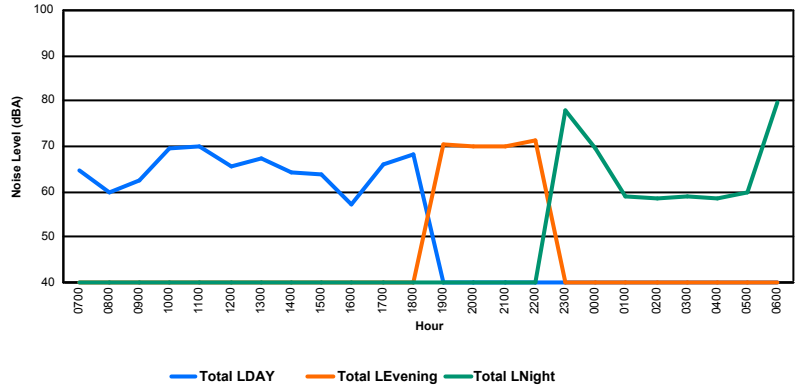

LE GOUVERNEMENT
DU GRAND-DUCHÉ DE LUXEMBOURG
Administration de la navigation aérienne

Luxembourg Airport

Noise Distribution by Hour

Between 31/12/2019 00:00:00 and 31/12/2019 23:59:59 (Local Time)

Day	Aircraft Events	Total LDEN dB (A)	Aircraft LDEN dB(A)	Background LDEN dB(A)	Total LDay dB(A)	Total LEvening dB(A)	Total LNight dB (A)
31/12/19 7:00	5	61.8	56.8	62.7	61.8	-	-
31/12/19 8:00	2	62.5	56.3	64.4	62.5	-	-
31/12/19 9:00	14	66.4	65.1	61.4	66.4	-	-
31/12/19 10:00	9	68.0	66.9	61.9	68.0	-	-
31/12/19 11:00	10	69.4	68.6	62.0	69.4	-	-
31/12/19 12:00	4	63.0	59.6	60.4	63.0	-	-
31/12/19 13:00	5	66.4	65.1	60.9	66.4	-	-
31/12/19 14:00	3	64.0	61.2	60.8	64.0	-	-
31/12/19 15:00	8	67.1	65.6	62.0	67.1	-	-
31/12/19 16:00	7	65.6	62.1	63.9	65.6	-	-
31/12/19 17:00	5	64.7	61.1	62.6	64.7	-	-
31/12/19 18:00	4	63.6	57.1	62.9	63.6	-	-
31/12/19 19:00	3	70.2	67.4	67.3	-	70.2	-
31/12/19 20:00	2	71.0	69.9	64.4	-	71.0	-
31/12/19 21:00	2	67.8	66.0	62.9	-	67.8	-
31/12/19 22:00	2	65.3	62.8	61.8	-	65.3	-
31/12/19 23:00	3	76.7	76.3	66.7	-	-	76.7
01/01/20 0:00	1	75.7	73.4	72.8	-	-	75.7
01/01/20 1:00	-	68.2	-	69.6	-	-	68.2
01/01/20 2:00	-	67.2	-	68.5	-	-	67.2
01/01/20 3:00	-	66.0	-	66.5	-	-	66.0
01/01/20 4:00	-	64.7	-	64.8	-	-	64.7
01/01/20 5:00	-	64.9	-	65.1	-	-	64.9
01/01/20 6:00	4	74.3	73.8	64.8	-	-	74.3
	93	**69.4**	**67.6**	**65.5**	**65.8**	**69.1**	**72.2**
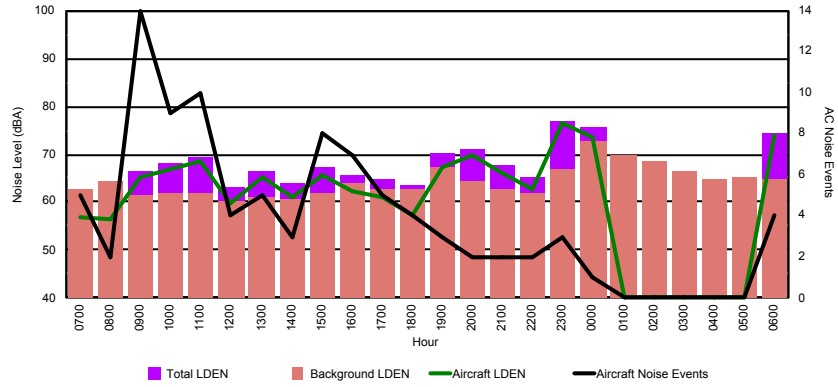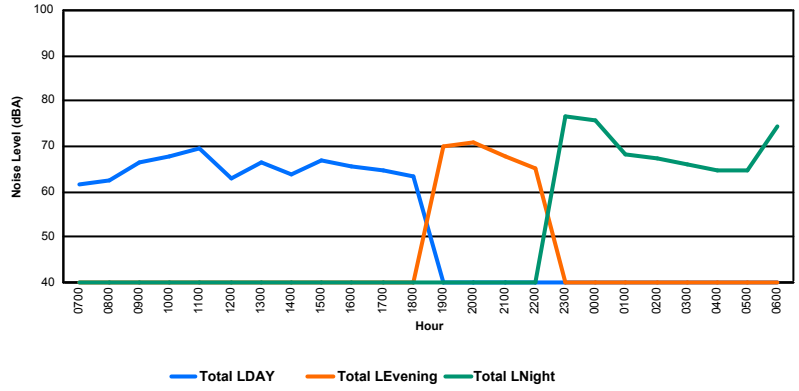
Location: NDB-Hamm NMT # 4