

SCHOOLS

	PUBLIC	PRIVATE	INTER-NATIONAL
SECONDARY SCHOOLS	37	5	9
ELEMENTARY SCHOOLS	156	1	13
SPECIAL NEEDS SCHOOLS	16		

STATISTICAL PUBLICATIONS

- Chiffres clés de l'Éducation nationale
- Enseignement secondaire général
- Enseignement secondaire technique
- Enseignement fondamental et Éducation différenciée
- Diplômes et certifications
- Coûts et financements du système scolaire luxembourgeois
- Décrochage scolaire au Luxembourg
- Taux de réussite scolaire

CONTACT

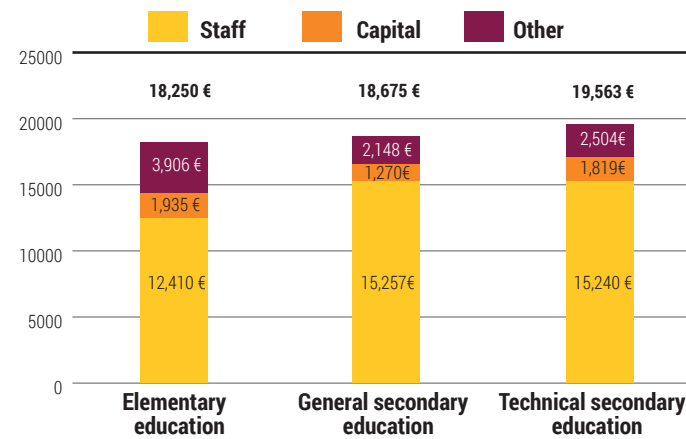
Ministère de l'Éducation nationale,
de l'Enfance et de la Jeunesse

Service des statistiques et analyses

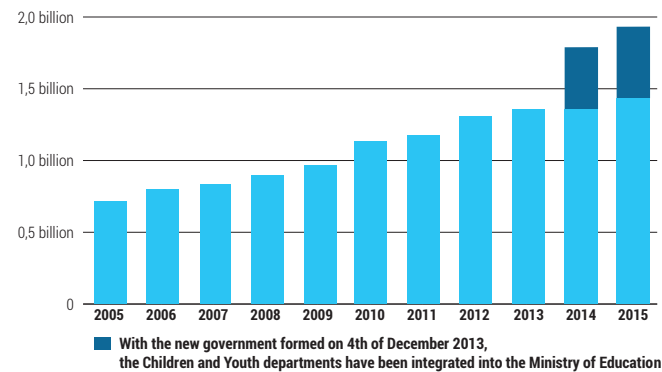
eduPôle Walferdange, Bâtiment B10
28 route de Diekirch L-7220 Walferdange
Tel. (+352) 247 85960, statistiques@men.lu
web: statistiques.men.lu

Publication date February 2016

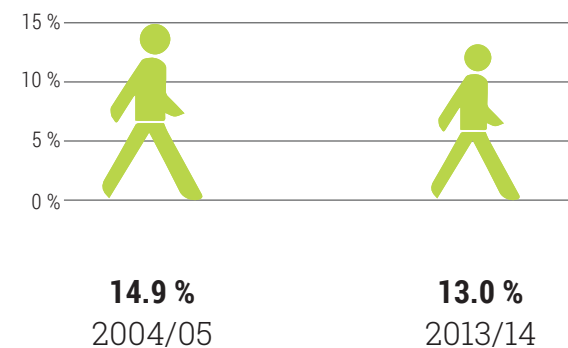
EXPENDITURE PER PUPIL IN PUBLIC SCHOOLS - BUDGET YEAR 2013



TRENDS IN BUDGET FOR EDUCATION IN €



PERCENTAGE OF EARLY SCHOOL LEAVERS SCHOOL YEAR 2013/2014



TEACHERS IN PUBLIC SCHOOLS

ELEMENTARY EDUCATION



Men: 1001



Women: 4613

SECONDARY EDUCATION




Men: 2038




Women: 2218

TRENDS IN THE NUMBER OF TEACHERS IN PUBLIC SCHOOLS

ELEMENTARY EDUCATION




4,180
2004/05



5,614
2014/15

SECONDARY EDUCATION



3,493
2004/05



4,256
2014/15

LUXEMBOURGISH EDUCATION SYSTEM

KEY FIGURES

SCHOOL YEAR 2014/2015

87,682
TOTAL NUMBER OF STUDENTS

47,145
TOTAL ELEMENTARY EDUCATION

884
SPECIAL NEEDS EDUCATION

39,653
TOTAL SECONDARY EDUCATION

32,152
TOTAL PRIMARY EDUCATION

12,501
TOTAL GENERAL SECONDARY EDUCATION

27,152
TOTAL TECHNICAL SECONDARY EDUCATION

14,993
EARLY CHILDHOOD & PRE-PRIMARY EDUCATION

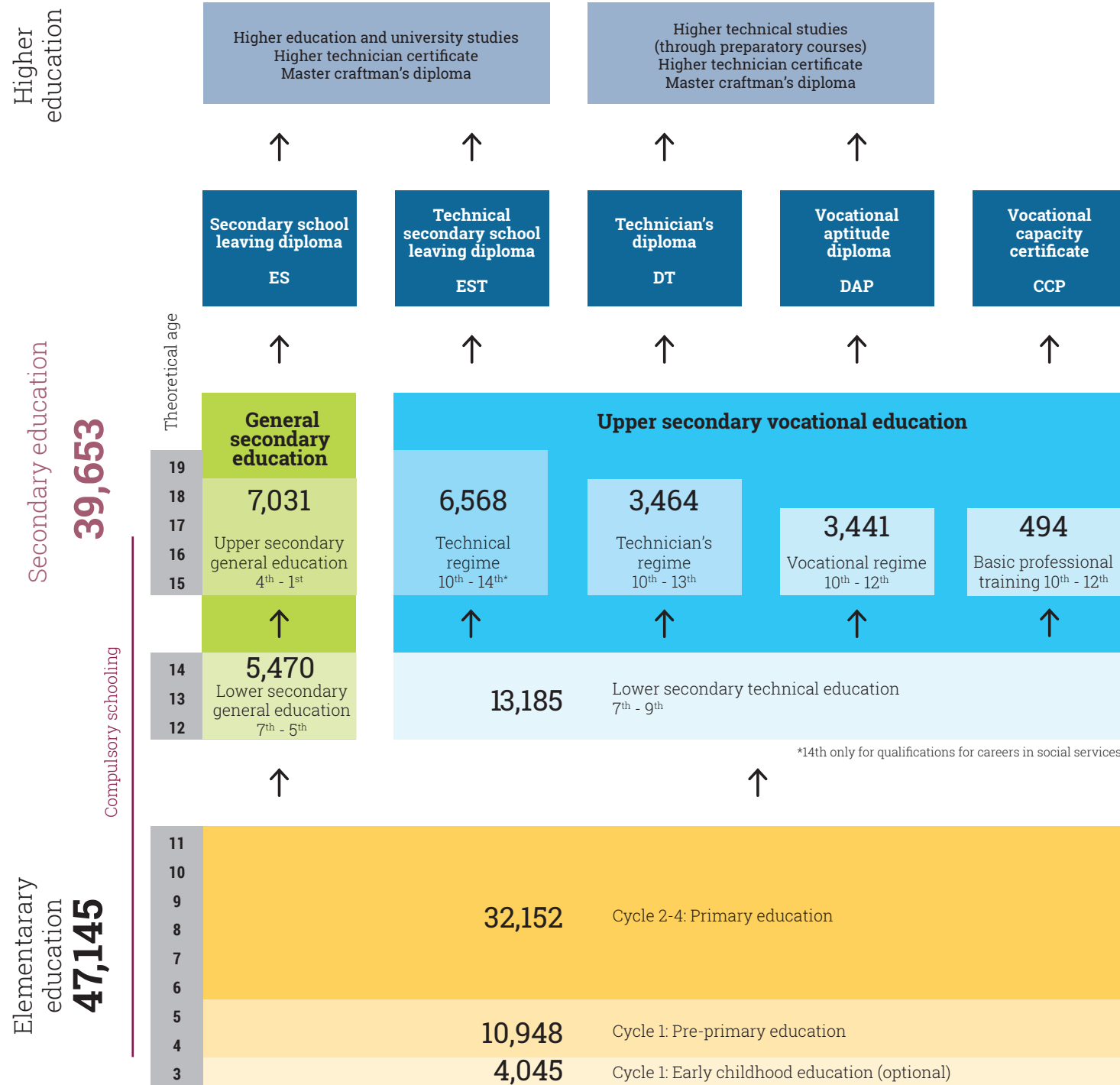
PUPILS IN PUBLIC AND PRIVATE SCHOOLS FOLLOWING THE NATIONAL CURRICULUM

	2004/05	2014/15
Total secondary education	33,031	39,653
Total general secondary education	10,571	12,501
Upper secondary general education	5,352	7,031
Lower secondary general education	5,219	5,470
Total technical secondary education	22,460	27,152
Technical regime	4,265	6,568
Technician's regime	2,953	3,464
Vocational regime	4,117	3,935
Lower level of technical secondary education	11,125	13,185
Total elementary education	46,691	47,145
Primary education	32,840	32,152
Pre-primary education	10,441	10,948
Early childhood education	3,410	4,045
Total special needs education	706	884
Total number of pupils	80,428	87,682

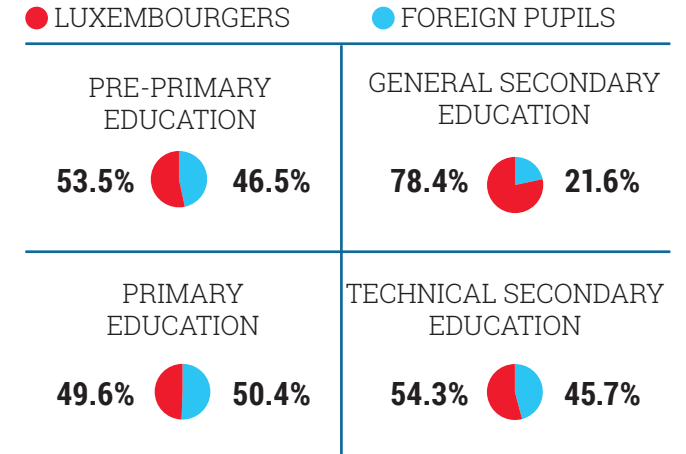
PUPILS IN OTHER SCHOOLS

	2004/05	2014/15
Total	6,040	11,247

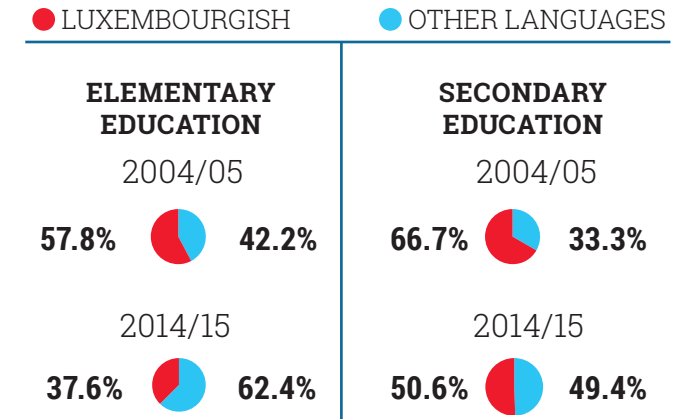
LUXEMBOURGISH EDUCATION SYSTEM



NATIONALITIES



MOTHER TONGUE



DIPLOMAS AND CERTIFICATS ISSUED IN 2014/15

PRIVATE AND PUBLIC SCHOOLS FOLLOWING THE NATIONAL CURRICULUM

