

SCHOOLS

	PUBLIC	PRIVATE
SECONDARY SCHOOLS	40	13
ELEMENTARY SCHOOLS	157	14
SPECIAL NEEDS SCHOOLS	17	

STATISTICAL PUBLICATIONS

- Chiffres clés de l'Éducation nationale
- Enseignement secondaire général
- Enseignement secondaire technique
- Enseignement fondamental et Éducation différenciée
- Diplômes et certifications
- Coûts et financements du système scolaire luxembourgeois
- Décrochage scolaire au Luxembourg
- Taux de réussite scolaire

CONTACT

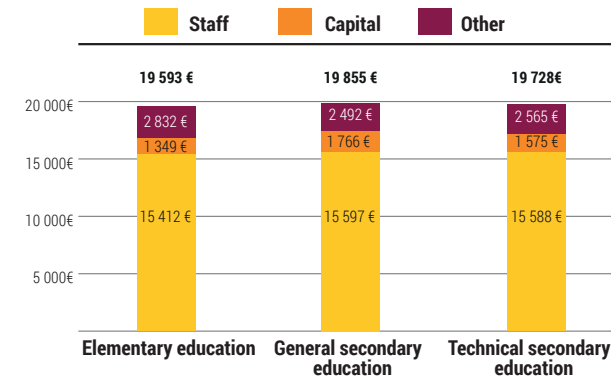
Ministère de l'Éducation nationale,
de l'Enfance et de la Jeunesse

Service des statistiques et analyses

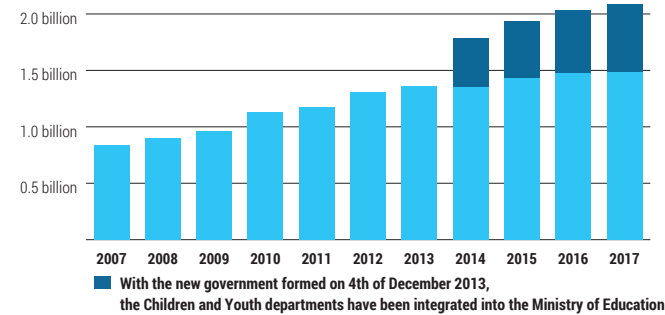
eduPôle Walferdange, Bâtiment B11
28 route de Diekirch L-7220 Walferdange
Tel. : (+352) 247 85960, statistiques@men.lu
web : statistiques.men.lu

Publication date March 2018

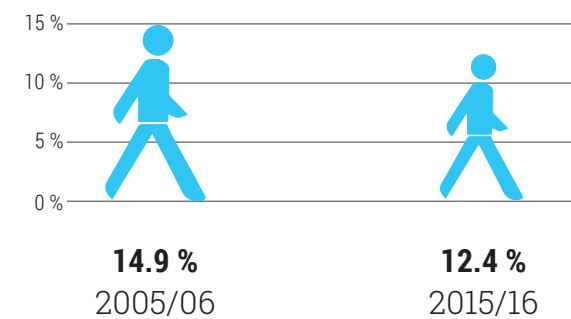
EXPENDITURE IN EURO PER PUPIL IN PUBLIC SCHOOLS - BUDGET YEAR 2015



BUDGET OF PUBLIC SCHOOLS IN EURO



PERCENTAGE OF EARLY SCHOOL LEAVERS IN PUBLIC SCHOOLS



TEACHERS IN PUBLIC SCHOOLS

ELEMENTARY EDUCATION



Men: 1 065



Women: 4 650

SECONDARY EDUCATION



Men: 2 122



Women: 2 382

TRENDS IN THE NUMBER OF TEACHERS IN PUBLIC SCHOOLS

ELEMENTARY EDUCATION



4 445

2006/07



5 715

2016/17

SECONDARY EDUCATION



3 755

2006/07



4 504

2016/17

LUXEMBOURGISH EDUCATION SYSTEM KEY FIGURES

SCHOOL YEAR 2016/2017

101 524

PUPILS

NATIONAL CURRICULUM

48 319 ELEMENTARY EDUCATION
875 SPECIAL NEEDS EDUCATION
39 171 SECONDARY EDUCATION

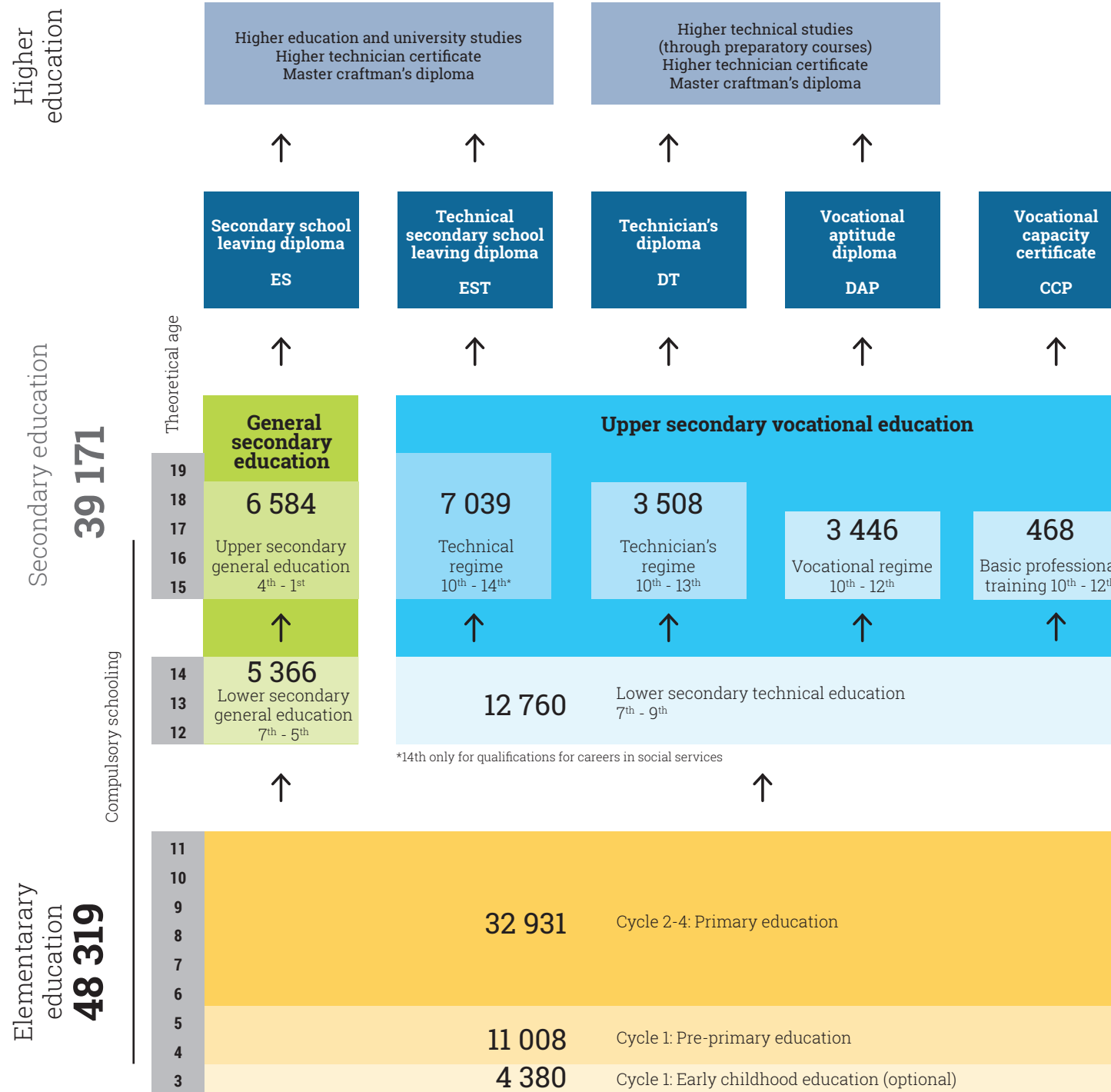
INTERNATIONAL CURRICULUM

6 309 ELEMENTARY EDUCATION
6 850 SECONDARY EDUCATION

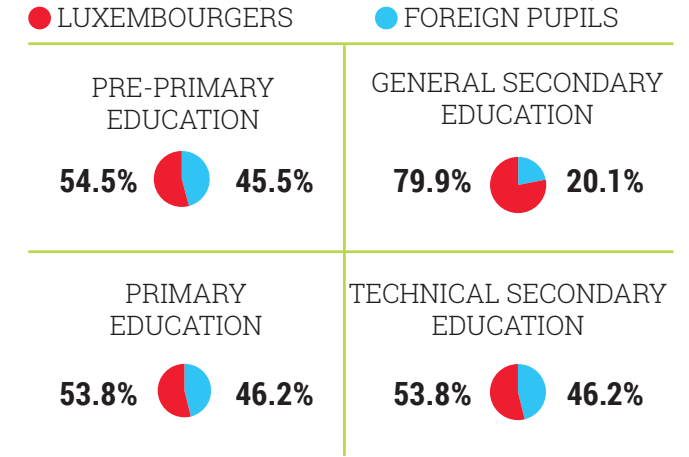
PUPILS IN PUBLIC, PRIVATE AND INTERNATIONAL SCHOOLS

	CURRICULUM	
	NATIONAL	INTERNATIONAL
Total secondary education	39 171	6 850
Total general secondary education	11 950	6 576
Upper secondary general education	6 584	3 104
Lower secondary general education	5 366	3 472
Total technical secondary education	27 221	274
Technical regime	7 039	192
Technician's regime	3 508	-
Vocational regime DAP	3 446	43
Vocational regime CCP	468	-
Lower level of technical secondary education	12 760	39
Total elementary education	48 319	6 309
Primary education	32 931	4 521
Pre-primary education	11 008	1 553
Early childhood education	4 380	235
Total special needs education	875	-
Total number of pupils	88 365	13 159
	101 524	

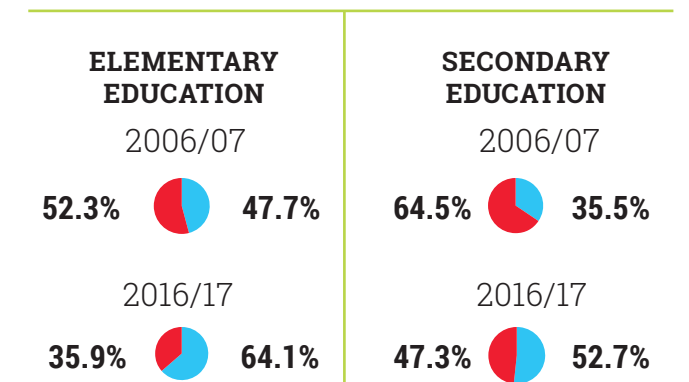
LUXEMBOURGISH EDUCATION SYSTEM – NATIONAL CURRICULUM



NATIONALITIES (NATIONAL CURRICULUM)



MOTHER TONGUE (NATIONAL CURRICULUM)



DIPLOMAS AND CERTIFICATES ISSUED IN 2016/17

