

Schools

ELEMENTARY SCHOOLS



SECONDARY SCHOOLS



Note:

The pupils of the two European Schools of Luxembourg, primarily intended for children of EU staff, are included in private schools.

Statistical publications

Enseignement fondamental
Enseignement secondaire classique
Enseignement secondaire général

Contact

Ministère de l'Éducation nationale, de l'Enfance et de la Jeunesse
SCRIPT, Service de coordination de la recherche et de l'innovation pédagogiques et technologiques

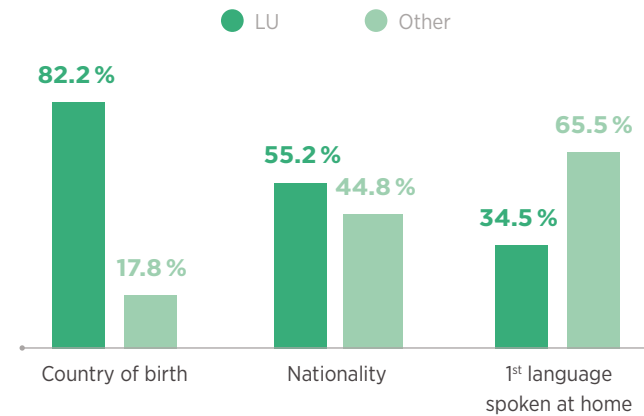
eduPôle Walferdange
28, route de Diekirch, L-7220 Walferdange
Tel.: (+352) 247 85960
statistiques@men.lu
www.statistiques.men.lu



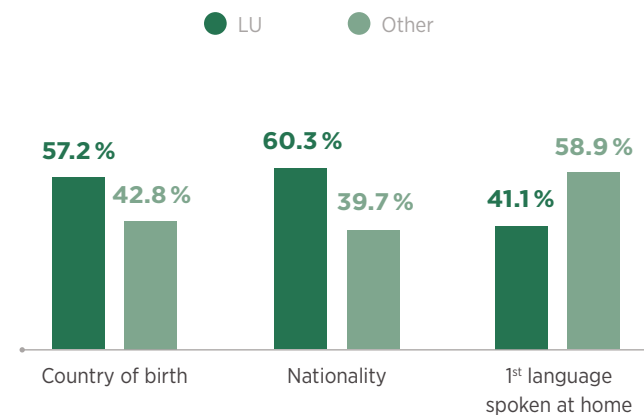
Publication date: February 2020

Language and migration background – national curriculum

ELEMENTARY EDUCATION

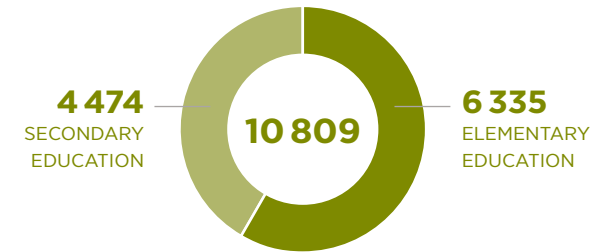


SECONDARY EDUCATION



Key figures

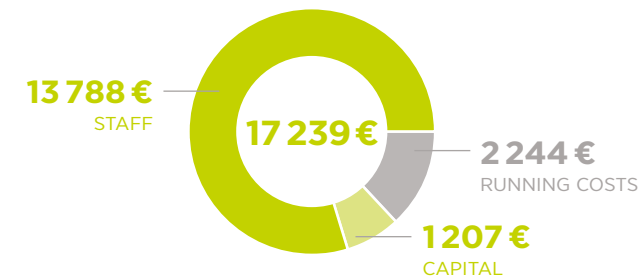
Total number of teachers in public education in 2019.



Note:

Estimated figures for the start of the school year 2019/2020. These figures are likely to change during the school year.

Average expense per pupil in public education in 2016. As a comparison, the OECD-average is 8 159 €.



Note:

Figures refer to 2016 in order to compare them with the OECD-average. These numbers include expenses from the pre-primary education to the secondary education.

6.3 %
Rate of pupils leaving public education without an upper secondary qualification in 2017/2018.
The OECD-average is 10.6 %.

Source:

Eurostat (EU-LFS). online data code [edat_lfse_14]. Note: The indicator covers 18 to 24 year-olds with ISCED 2 at most and who are no longer in formal or non-formal education and training.

Education system in Luxembourg Key figures

School year
2019/2020

105 394
pupils

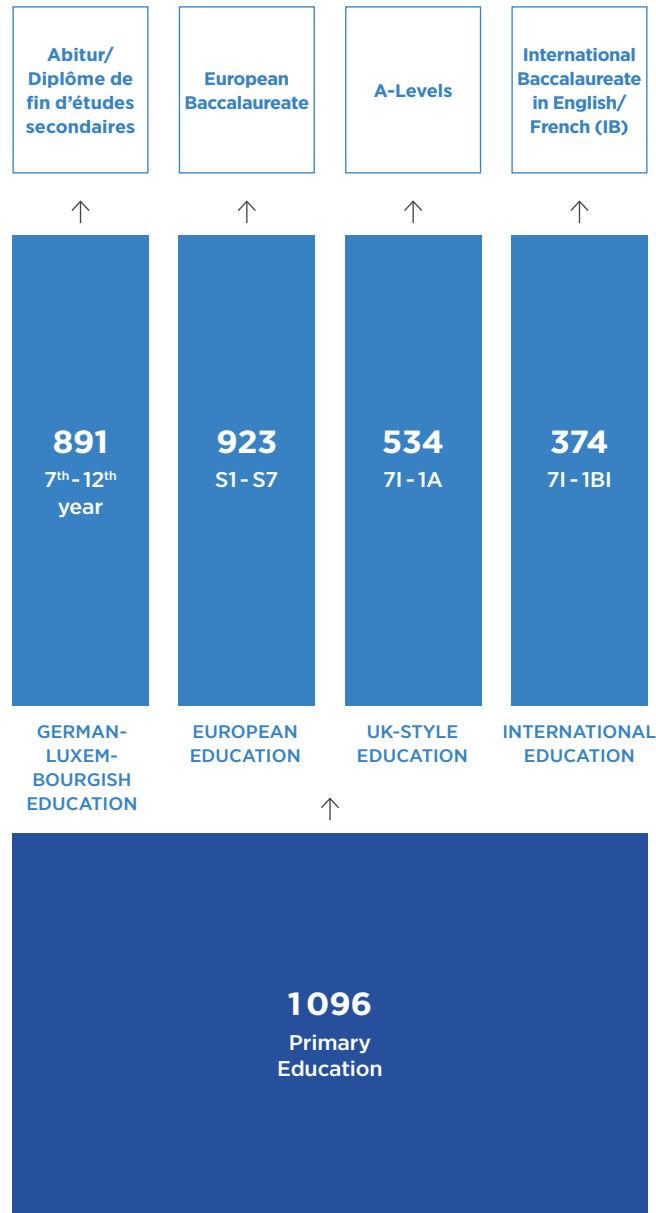
NATIONAL CURRICULUM
50 024 Elementary Education
39 195 Secondary Education

INTERNATIONAL CURRICULUM
7 391 Primary Education
8 784 Secondary Education

Pupils in public schools – international curriculum

3.6 %

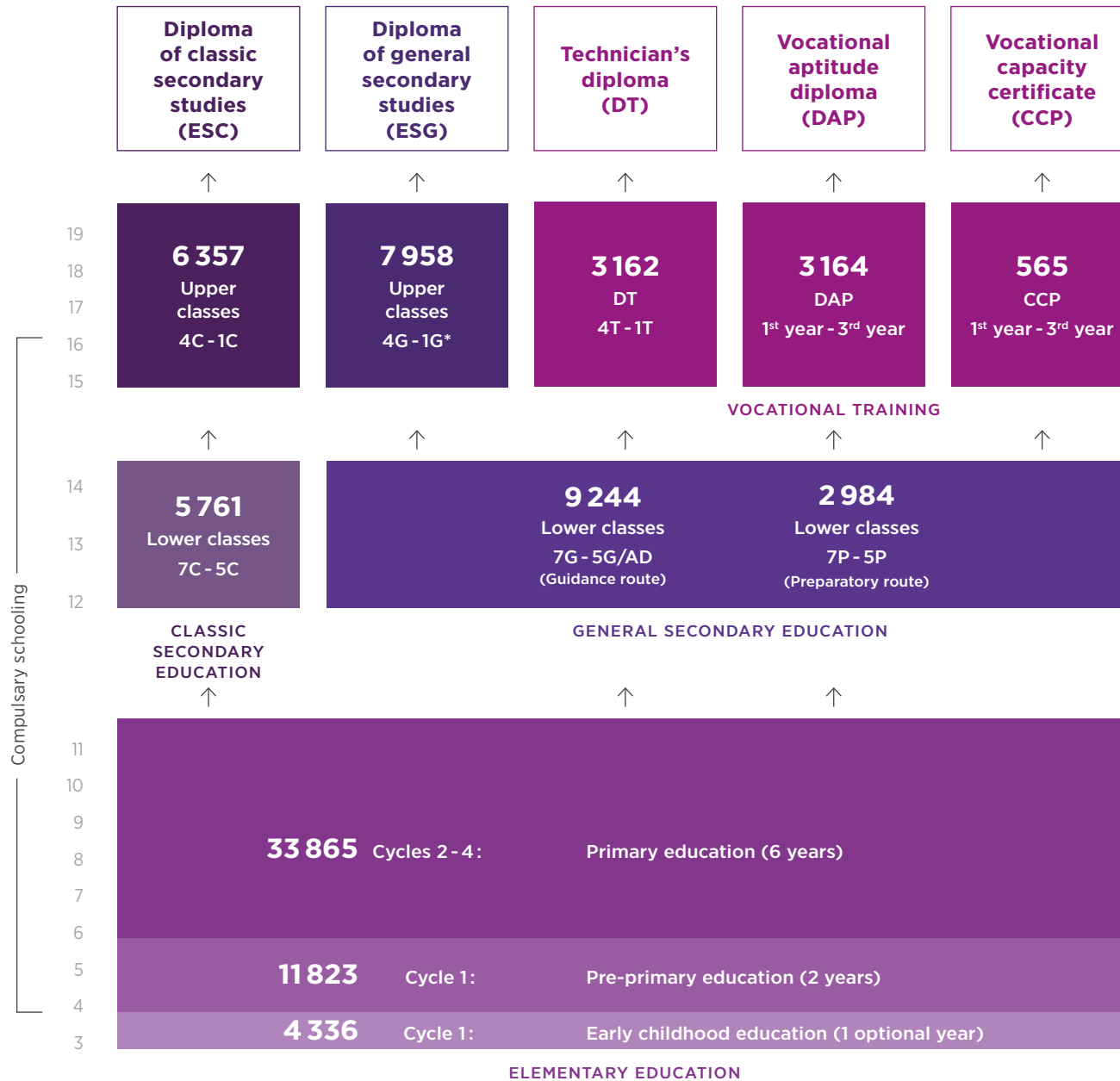
3 818 pupils



Pupils in public and private schools – national curriculum

84.7 %

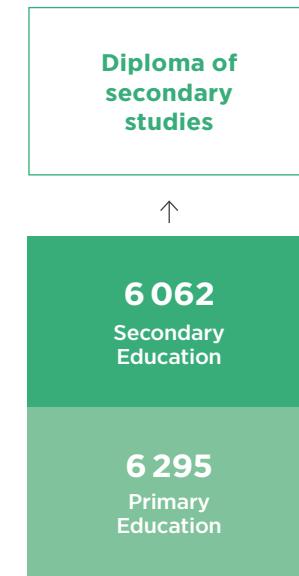
89 219 pupils



Pupils in private schools – international curriculum

11.7 %

12 357 pupils



Note:
The pupils of the two European Schools of Luxembourg, primarily intended for children of EU staff, are included here.

Diplomas and certificates issued in 2018/2019
(public and private schools)

Diploma/Certificate	Number	Percentage
ESC	1 504	33.3 %
ESG	1 473	32.6 %
IB	90	1.9 %
DT	595	13.2 %
DAP	752	16.6 %
CCP	107	2.4 %

Note:
The pupils that have received a diploma of the German-Luxembourgish Education are counted in the ESC-diplomas. The UK-style Education and the European Education have only been created in 2016, therefore no diploma has been issued yet.

*also includes one final year (1+GED class) in the subject area Educator