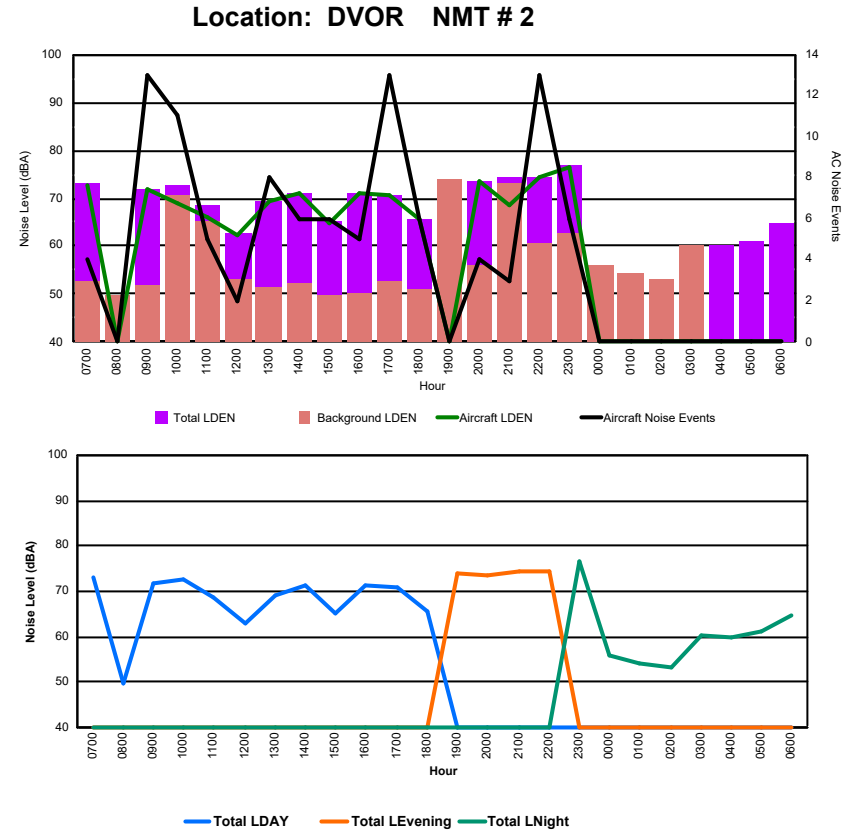




Luxembourg Airport Noise Distribution by Hour

Between 01/07/2024 00:00:00 and 01/07/2024 23:59:59 (Local Time)

| Day | Aircraft Events | Total LDEN dB (A) | Aircraft LDEN dB(A) | Background LDEN dB(A) | Total LDay dB(A) | Total LEvening dB(A) | Total LNight dB (A) |
|----------------|-----------------|-------------------|---------------------|-----------------------|------------------|----------------------|---------------------|
| 01/07/24 7:00 | 4 | 73.0 | 72.9 | 52.6 | 73.0 | - | - |
| 01/07/24 8:00 | - | 49.8 | - | 49.8 | 49.8 | - | - |
| 01/07/24 9:00 | 13 | 71.8 | 71.7 | 52.0 | 71.8 | - | - |
| 01/07/24 10:00 | 11 | 72.8 | 69.1 | 70.5 | 72.8 | - | - |
| 01/07/24 11:00 | 5 | 68.7 | 66.2 | 65.1 | 68.7 | - | - |
| 01/07/24 12:00 | 2 | 62.8 | 62.3 | 53.2 | 62.8 | - | - |
| 01/07/24 13:00 | 8 | 69.3 | 69.3 | 51.6 | 69.3 | - | - |
| 01/07/24 14:00 | 6 | 71.2 | 71.2 | 52.1 | 71.2 | - | - |
| 01/07/24 15:00 | 6 | 65.0 | 64.8 | 49.8 | 65.0 | - | - |
| 01/07/24 16:00 | 5 | 71.2 | 71.1 | 50.0 | 71.2 | - | - |
| 01/07/24 17:00 | 13 | 70.7 | 70.6 | 52.8 | 70.7 | - | - |
| 01/07/24 18:00 | 6 | 65.7 | 65.6 | 51.1 | 65.7 | - | - |
| 01/07/24 19:00 | - | 73.9 | - | 73.9 | - | 73.9 | - |
| 01/07/24 20:00 | 4 | 73.6 | 73.5 | 56.2 | - | 73.6 | - |
| 01/07/24 21:00 | 3 | 74.5 | 68.4 | 73.3 | - | 74.5 | - |
| 01/07/24 22:00 | 13 | 74.5 | 74.4 | 60.7 | - | 74.5 | - |
| 01/07/24 23:00 | 6 | 76.7 | 76.5 | 62.8 | - | - | 76.7 |
| 02/07/24 0:00 | - | 55.8 | - | 55.9 | - | - | 55.8 |
| 02/07/24 1:00 | - | 54.3 | - | 54.3 | - | - | 54.3 |
| 02/07/24 2:00 | - | 53.3 | - | 53.3 | - | - | 53.3 |
| 02/07/24 3:00 | - | 60.3 | - | 60.4 | - | - | 60.3 |
| 02/07/24 4:00 | - | 60.0 | - | - | - | - | 60.0 |
| 02/07/24 5:00 | - | 61.1 | - | - | - | - | 61.1 |
| 02/07/24 6:00 | - | 64.9 | - | - | - | - | 64.9 |
| | 105 | 70.6 | 69.3 | 64.5 | 69.9 | 74.1 | 68.3 |

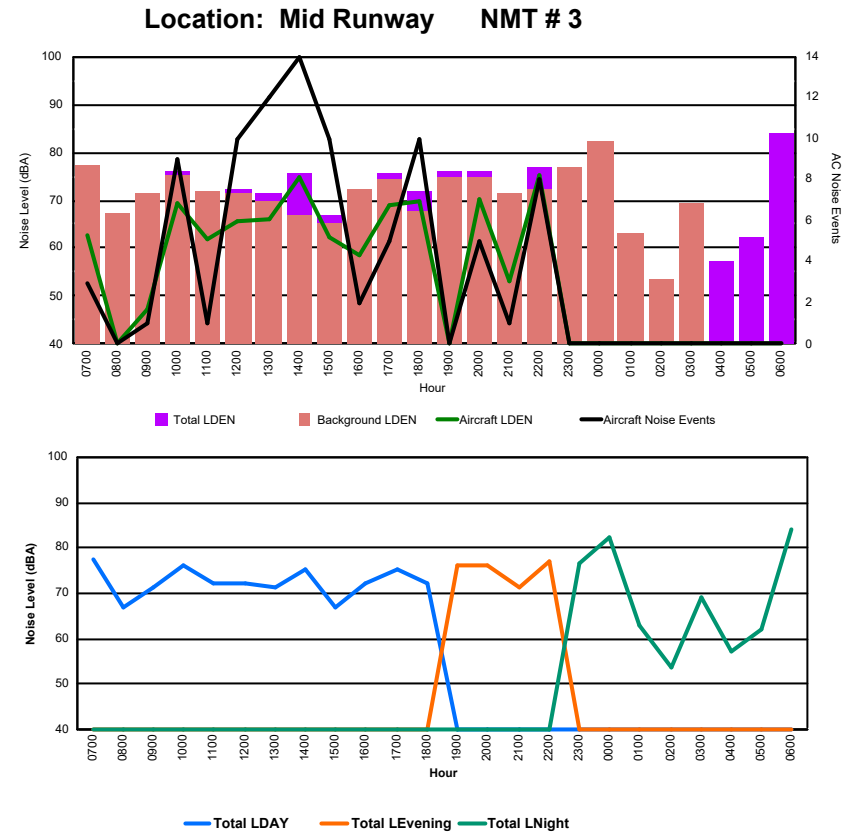




Luxembourg Airport Noise Distribution by Hour

Between 01/07/2024 00:00:00 and 01/07/2024 23:59:59 (Local Time)

| Day | Aircraft Events | Total LDEN dB (A) | Aircraft LDEN dB(A) | Background LDEN dB(A) | Total LDay dB(A) | Total LEvening dB(A) | Total LNight dB (A) |
|----------------|-----------------|-------------------|---------------------|-----------------------|------------------|----------------------|---------------------|
| 01/07/24 7:00 | 3 | 77.4 | 62.7 | 77.3 | 77.4 | - | - |
| 01/07/24 8:00 | - | 67.1 | - | 67.1 | 67.1 | - | - |
| 01/07/24 9:00 | 1 | 71.5 | 47.3 | 71.5 | 71.5 | - | - |
| 01/07/24 10:00 | 9 | 76.1 | 69.3 | 75.2 | 76.1 | - | - |
| 01/07/24 11:00 | 1 | 72.0 | 61.9 | 71.7 | 72.0 | - | - |
| 01/07/24 12:00 | 10 | 72.4 | 65.6 | 71.5 | 72.4 | - | - |
| 01/07/24 13:00 | 12 | 71.3 | 66.0 | 70.0 | 71.3 | - | - |
| 01/07/24 14:00 | 14 | 75.5 | 74.9 | 66.7 | 75.5 | - | - |
| 01/07/24 15:00 | 10 | 66.8 | 62.3 | 65.2 | 66.8 | - | - |
| 01/07/24 16:00 | 2 | 72.4 | 58.7 | 72.3 | 72.4 | - | - |
| 01/07/24 17:00 | 5 | 75.5 | 68.9 | 74.4 | 75.5 | - | - |
| 01/07/24 18:00 | 10 | 72.0 | 69.9 | 67.8 | 72.0 | - | - |
| 01/07/24 19:00 | - | 76.2 | - | 75.0 | - | 76.2 | - |
| 01/07/24 20:00 | 5 | 76.0 | 70.2 | 74.7 | - | 76.0 | - |
| 01/07/24 21:00 | 1 | 71.5 | 53.1 | 71.5 | - | 71.5 | - |
| 01/07/24 22:00 | 8 | 77.0 | 75.1 | 72.5 | - | 77.0 | - |
| 01/07/24 23:00 | - | 76.7 | - | 76.7 | - | - | 76.7 |
| 02/07/24 0:00 | - | 82.2 | - | 82.2 | - | - | 82.2 |
| 02/07/24 1:00 | - | 63.0 | - | 63.1 | - | - | 63.0 |
| 02/07/24 2:00 | - | 53.7 | - | 53.7 | - | - | 53.7 |
| 02/07/24 3:00 | - | 69.3 | - | 69.3 | - | - | 69.3 |
| 02/07/24 4:00 | - | 57.4 | - | - | - | - | 57.4 |
| 02/07/24 5:00 | - | 62.2 | - | - | - | - | 62.2 |
| 02/07/24 6:00 | - | 84.0 | - | - | - | - | 84.0 |
| | 91 | 75.7 | 66.7 | 73.4 | 73.5 | 75.6 | 77.8 |

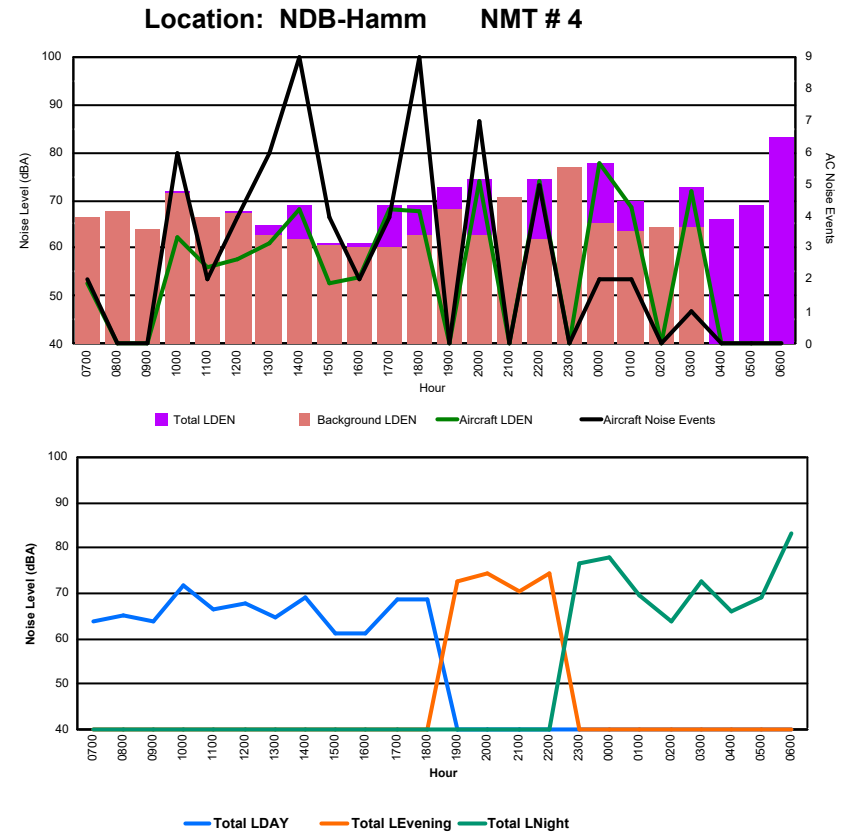




Luxembourg Airport Noise Distribution by Hour

Between 01/07/2024 00:00:00 and 01/07/2024 23:59:59 (Local Time)

| Day | Aircraft Events | Total LDEN dB (A) | Aircraft LDEN dB(A) | Background LDEN dB(A) | Total LDay dB(A) | Total LEvening dB(A) | Total LNight dB (A) | |
|----------|-----------------|-------------------|---------------------|-----------------------|------------------|----------------------|---------------------|------|
| 01/07/24 | 7:00 | 2 | 63.8 | 52.8 | 66.5 | 63.8 | - | - |
| 01/07/24 | 8:00 | - | 65.0 | - | 67.6 | 65.0 | - | - |
| 01/07/24 | 9:00 | - | 63.7 | - | 64.0 | 63.7 | - | - |
| 01/07/24 | 10:00 | 6 | 71.9 | 62.3 | 71.5 | 71.9 | - | - |
| 01/07/24 | 11:00 | 2 | 66.5 | 56.0 | 66.5 | 66.5 | - | - |
| 01/07/24 | 12:00 | 4 | 67.8 | 57.9 | 67.4 | 67.8 | - | - |
| 01/07/24 | 13:00 | 6 | 64.9 | 61.2 | 62.9 | 64.9 | - | - |
| 01/07/24 | 14:00 | 9 | 69.0 | 68.1 | 61.7 | 69.0 | - | - |
| 01/07/24 | 15:00 | 4 | 61.2 | 52.8 | 60.6 | 61.2 | - | - |
| 01/07/24 | 16:00 | 2 | 61.2 | 53.9 | 60.3 | 61.2 | - | - |
| 01/07/24 | 17:00 | 4 | 68.9 | 68.3 | 60.3 | 68.9 | - | - |
| 01/07/24 | 18:00 | 9 | 68.8 | 67.7 | 62.6 | 68.8 | - | - |
| 01/07/24 | 19:00 | - | 72.8 | - | 68.2 | - | 72.8 | - |
| 01/07/24 | 20:00 | 7 | 74.3 | 74.0 | 62.9 | - | 74.3 | - |
| 01/07/24 | 21:00 | - | 70.5 | - | 70.5 | - | 70.5 | - |
| 01/07/24 | 22:00 | 5 | 74.4 | 74.1 | 61.7 | - | 74.4 | - |
| 01/07/24 | 23:00 | - | 76.7 | - | 76.7 | - | - | 76.7 |
| 02/07/24 | 0:00 | 2 | 77.9 | 77.8 | 65.4 | - | - | 77.9 |
| 02/07/24 | 1:00 | 2 | 69.6 | 68.5 | 63.6 | - | - | 69.6 |
| 02/07/24 | 2:00 | - | 63.7 | - | 64.4 | - | - | 63.7 |
| 02/07/24 | 3:00 | 1 | 72.6 | 71.9 | 64.4 | - | - | 72.6 |
| 02/07/24 | 4:00 | - | 66.0 | - | - | - | - | 66.0 |
| 02/07/24 | 5:00 | - | 69.0 | - | - | - | - | 69.0 |
| 02/07/24 | 6:00 | - | 83.2 | - | - | - | - | 83.2 |
| | 65 | 73.2 | 68.2 | 67.2 | 67.2 | 73.3 | 76.5 | |

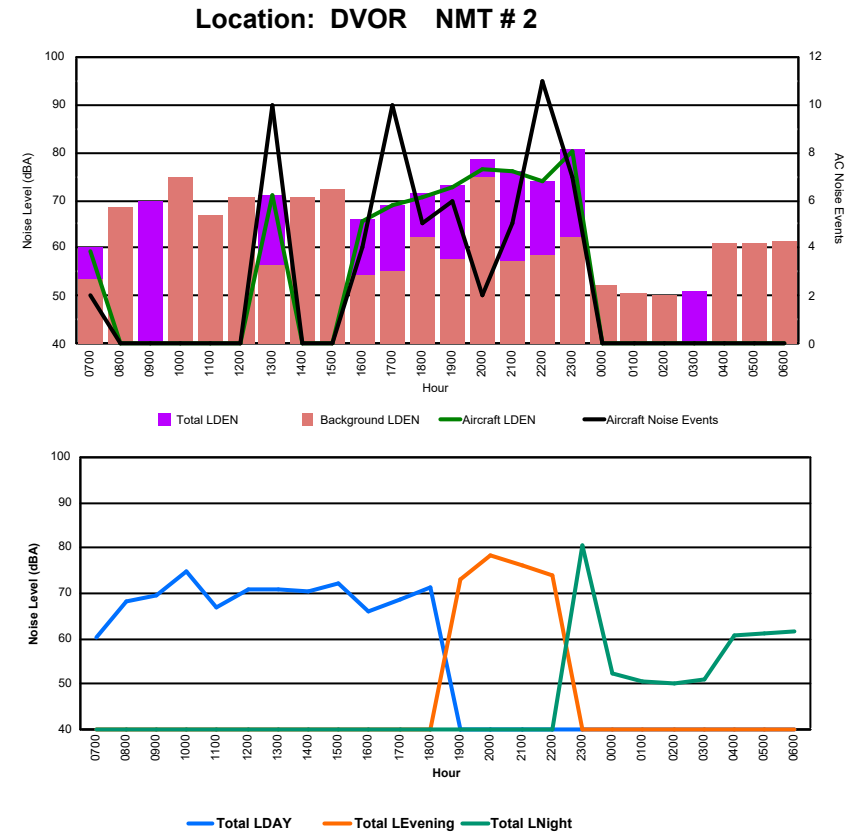




Luxembourg Airport Noise Distribution by Hour

Between 02/07/2024 00:00:00 and 02/07/2024 23:59:59 (Local Time)

| Day | Aircraft Events | Total LDEN dB(A) | Aircraft LDEN dB(A) | Background LDEN dB(A) | Total LDay dB(A) | Total LEvening dB(A) | Total LNight dB(A) | |
|----------|-----------------|------------------|---------------------|-----------------------|------------------|----------------------|--------------------|---|
| 02/07/24 | 7:00 | 2 | 60.4 | 59.4 | 53.7 | 60.4 | - | - |
| 02/07/24 | 8:00 | - | 68.4 | - | 68.4 | - | - | |
| 02/07/24 | 9:00 | - | 69.7 | - | - | 69.7 | - | |
| 02/07/24 | 10:00 | - | 74.8 | - | 74.8 | - | - | |
| 02/07/24 | 11:00 | - | 66.8 | - | 66.8 | - | - | |
| 02/07/24 | 12:00 | - | 70.8 | - | 70.8 | - | - | |
| 02/07/24 | 13:00 | 10 | 71.1 | 70.9 | 56.5 | 71.1 | - | |
| 02/07/24 | 14:00 | - | 70.5 | - | 70.5 | - | - | |
| 02/07/24 | 15:00 | - | 72.3 | - | 72.3 | - | - | |
| 02/07/24 | 16:00 | 4 | 65.9 | 65.6 | 54.5 | 65.9 | - | |
| 02/07/24 | 17:00 | 10 | 68.9 | 68.8 | 55.4 | 68.9 | - | |
| 02/07/24 | 18:00 | 5 | 71.4 | 70.8 | 62.5 | 71.4 | - | |
| 02/07/24 | 19:00 | 6 | 73.0 | 72.9 | 57.5 | - | 73.0 | |
| 02/07/24 | 20:00 | 2 | 78.6 | 76.3 | 74.7 | - | 78.6 | |
| 02/07/24 | 21:00 | 5 | 76.1 | 76.0 | 57.2 | - | 76.1 | |
| 02/07/24 | 22:00 | 11 | 73.9 | 73.8 | 58.6 | - | 73.9 | |
| 02/07/24 | 23:00 | 7 | 80.5 | 80.4 | 62.2 | - | 80.5 | |
| 03/07/24 | 0:00 | - | 52.4 | - | 52.4 | - | 52.4 | |
| 03/07/24 | 1:00 | - | 50.6 | - | 50.6 | - | 50.6 | |
| 03/07/24 | 2:00 | - | 50.1 | - | 50.1 | - | 50.1 | |
| 03/07/24 | 3:00 | - | 51.0 | - | - | - | 51.0 | |
| 03/07/24 | 4:00 | - | 60.8 | - | 60.9 | - | 60.8 | |
| 03/07/24 | 5:00 | - | 61.1 | - | 61.1 | - | 61.1 | |
| 03/07/24 | 6:00 | - | 61.6 | - | 61.6 | - | 61.6 | |
| | 62 | 72.3 | 70.5 | 67.1 | 70.4 | 76.0 | 71.6 | |

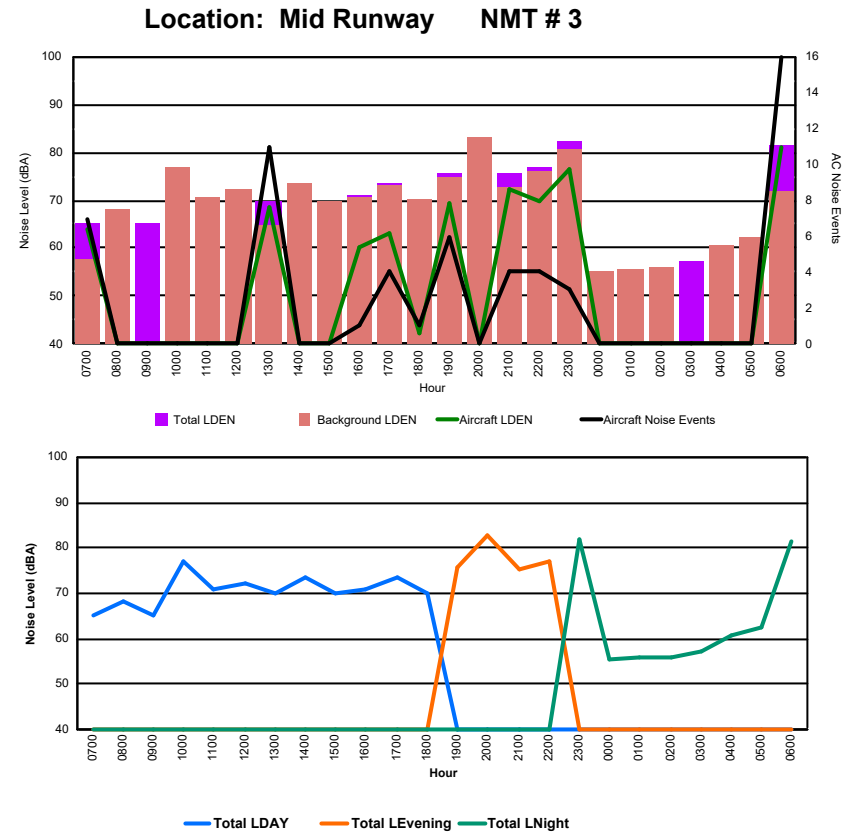




Luxembourg Airport Noise Distribution by Hour

Between 02/07/2024 00:00:00 and 02/07/2024 23:59:59 (Local Time)

| Day | Aircraft Events | Total LDEN dB(A) | Aircraft LDEN dB(A) | Background LDEN dB(A) | Total LDay dB(A) | Total LEvening dB(A) | Total LNight dB(A) |
|----------------|-----------------|------------------|---------------------|-----------------------|------------------|----------------------|--------------------|
| 02/07/24 7:00 | 7 | 65.0 | 64.1 | 57.9 | 65.0 | - | - |
| 02/07/24 8:00 | - | 68.1 | - | 68.1 | 68.1 | - | - |
| 02/07/24 9:00 | - | 65.1 | - | - | 65.1 | - | - |
| 02/07/24 10:00 | - | 77.0 | - | 77.0 | 77.0 | - | - |
| 02/07/24 11:00 | - | 70.7 | - | 70.7 | 70.7 | - | - |
| 02/07/24 12:00 | - | 72.3 | - | 72.3 | 72.3 | - | - |
| 02/07/24 13:00 | 11 | 69.9 | 68.4 | 64.9 | 69.9 | - | - |
| 02/07/24 14:00 | - | 73.7 | - | 73.7 | 73.7 | - | - |
| 02/07/24 15:00 | - | 69.8 | - | 69.8 | 69.8 | - | - |
| 02/07/24 16:00 | 1 | 70.9 | 60.2 | 70.5 | 70.9 | - | - |
| 02/07/24 17:00 | 4 | 73.5 | 63.3 | 73.0 | 73.5 | - | - |
| 02/07/24 18:00 | 1 | 70.2 | 42.2 | 70.3 | 70.2 | - | - |
| 02/07/24 19:00 | 6 | 75.8 | 69.4 | 74.7 | - | 75.8 | - |
| 02/07/24 20:00 | - | 83.0 | - | 83.0 | - | 83.0 | - |
| 02/07/24 21:00 | 4 | 75.5 | 72.4 | 72.7 | - | 75.5 | - |
| 02/07/24 22:00 | 4 | 76.9 | 69.8 | 76.0 | - | 76.9 | - |
| 02/07/24 23:00 | 3 | 82.1 | 76.3 | 80.8 | - | - | 82.1 |
| 03/07/24 0:00 | - | 55.4 | - | 55.4 | - | - | 55.4 |
| 03/07/24 1:00 | - | 55.8 | - | 55.8 | - | - | 55.8 |
| 03/07/24 2:00 | - | 56.1 | - | 56.2 | - | - | 56.1 |
| 03/07/24 3:00 | - | 57.1 | - | - | - | - | 57.1 |
| 03/07/24 4:00 | - | 60.7 | - | 60.8 | - | - | 60.7 |
| 03/07/24 5:00 | - | 62.3 | - | 62.2 | - | - | 62.3 |
| 03/07/24 6:00 | 16 | 81.4 | 81.0 | 71.8 | - | - | 81.4 |
| | 57 | 75.3 | 69.6 | 73.9 | 71.8 | 79.1 | 75.8 |

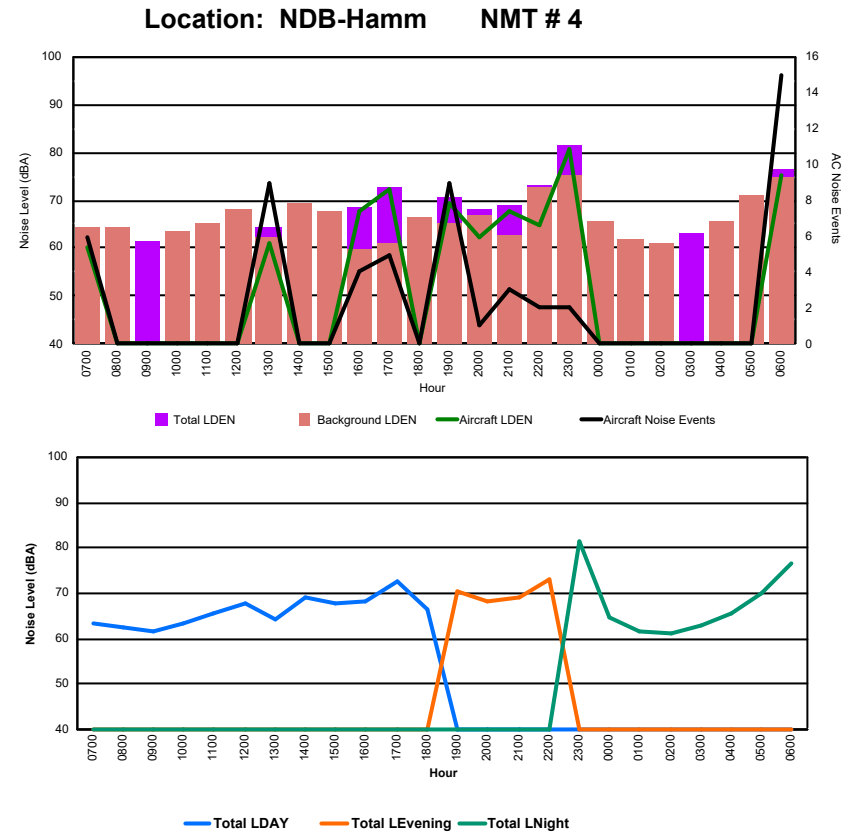




Luxembourg Airport Noise Distribution by Hour

Between 02/07/2024 00:00:00 and 02/07/2024 23:59:59 (Local Time)

| Day | Aircraft Events | Total LDEN dB(A) | Aircraft LDEN dB(A) | Background LDEN dB(A) | Total LDay dB(A) | Total LEvening dB(A) | Total LNight dB(A) |
|----------------|-----------------|------------------|---------------------|-----------------------|------------------|----------------------|--------------------|
| 02/07/24 7:00 | 6 | 63.6 | 60.0 | 64.3 | 63.6 | - | - |
| 02/07/24 8:00 | - | 62.5 | - | 64.4 | 62.5 | - | - |
| 02/07/24 9:00 | - | 61.6 | - | - | 61.6 | - | - |
| 02/07/24 10:00 | - | 63.5 | - | 63.5 | 63.5 | - | - |
| 02/07/24 11:00 | - | 65.4 | - | 65.4 | 65.4 | - | - |
| 02/07/24 12:00 | - | 68.0 | - | 68.0 | 68.0 | - | - |
| 02/07/24 13:00 | 9 | 64.3 | 61.0 | 62.1 | 64.3 | - | - |
| 02/07/24 14:00 | - | 69.3 | - | 69.3 | 69.3 | - | - |
| 02/07/24 15:00 | - | 67.9 | - | 67.9 | 67.9 | - | - |
| 02/07/24 16:00 | 4 | 68.4 | 67.8 | 59.6 | 68.4 | - | - |
| 02/07/24 17:00 | 5 | 72.8 | 72.5 | 61.0 | 72.8 | - | - |
| 02/07/24 18:00 | - | 66.5 | - | 66.6 | 66.5 | - | - |
| 02/07/24 19:00 | 9 | 70.6 | 69.2 | 65.2 | - | 70.6 | - |
| 02/07/24 20:00 | 1 | 68.2 | 62.2 | 67.0 | - | 68.2 | - |
| 02/07/24 21:00 | 3 | 69.0 | 67.8 | 62.7 | - | 69.0 | - |
| 02/07/24 22:00 | 2 | 73.3 | 64.6 | 72.7 | - | 73.3 | - |
| 02/07/24 23:00 | 2 | 81.6 | 80.5 | 75.1 | - | - | 81.6 |
| 03/07/24 0:00 | - | 64.7 | - | 65.6 | - | - | 64.7 |
| 03/07/24 1:00 | - | 61.5 | - | 62.0 | - | - | 61.5 |
| 03/07/24 2:00 | - | 61.0 | - | 61.1 | - | - | 61.0 |
| 03/07/24 3:00 | - | 63.0 | - | - | - | - | 63.0 |
| 03/07/24 4:00 | - | 65.4 | - | 65.7 | - | - | 65.4 |
| 03/07/24 5:00 | - | 69.8 | - | 71.1 | - | - | 69.8 |
| 03/07/24 6:00 | 15 | 76.5 | 75.3 | 74.8 | - | - | 76.5 |
| | 56 | 71.3 | 69.0 | 68.1 | 67.4 | 70.7 | 74.2 |



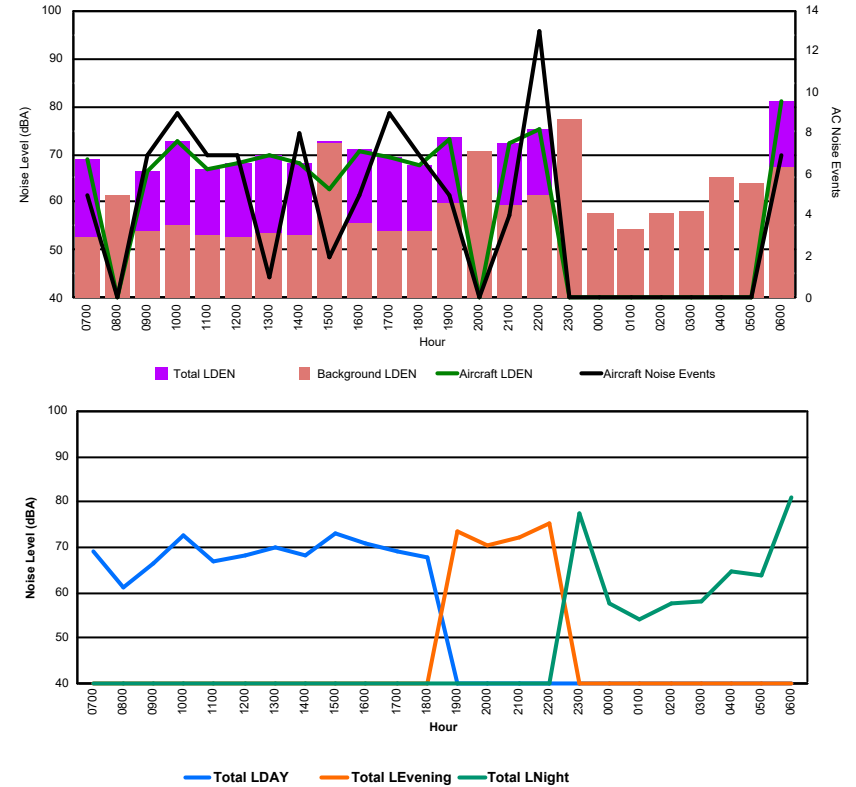


Luxembourg Airport Noise Distribution by Hour

Between 03/07/2024 00:00:00 and 03/07/2024 23:59:59 (Local Time)

| Day | Aircraft Events | Total LDEN dB(A) | Aircraft LDEN dB(A) | Background LDEN dB(A) | Total LDay dB(A) | Total LEvening dB(A) | Total LNight dB(A) | |
|----------|-----------------|------------------|---------------------|-----------------------|------------------|----------------------|--------------------|------|
| 03/07/24 | 7:00 | 5 | 69.1 | 69.1 | 52.6 | 69.1 | - | - |
| 03/07/24 | 8:00 | - | 61.4 | - | 61.4 | 61.4 | - | - |
| 03/07/24 | 9:00 | 7 | 66.6 | 66.3 | 53.9 | 66.6 | - | - |
| 03/07/24 | 10:00 | 9 | 72.8 | 72.7 | 55.0 | 72.8 | - | - |
| 03/07/24 | 11:00 | 7 | 67.0 | 66.8 | 53.1 | 67.0 | - | - |
| 03/07/24 | 12:00 | 7 | 68.2 | 68.0 | 52.9 | 68.2 | - | - |
| 03/07/24 | 13:00 | 1 | 69.9 | 69.7 | 53.6 | 69.9 | - | - |
| 03/07/24 | 14:00 | 8 | 68.2 | 68.0 | 53.2 | 68.2 | - | - |
| 03/07/24 | 15:00 | 2 | 72.9 | 62.7 | 72.5 | 72.9 | - | - |
| 03/07/24 | 16:00 | 5 | 71.0 | 70.8 | 55.7 | 71.0 | - | - |
| 03/07/24 | 17:00 | 9 | 69.3 | 69.2 | 53.9 | 69.3 | - | - |
| 03/07/24 | 18:00 | 7 | 67.9 | 67.8 | 54.1 | 67.9 | - | - |
| 03/07/24 | 19:00 | 5 | 73.5 | 73.3 | 59.9 | - | 73.5 | - |
| 03/07/24 | 20:00 | - | 70.6 | - | 70.6 | - | 70.6 | - |
| 03/07/24 | 21:00 | 4 | 72.4 | 72.2 | 59.3 | - | 72.4 | - |
| 03/07/24 | 22:00 | 13 | 75.4 | 75.2 | 61.3 | - | 75.4 | - |
| 03/07/24 | 23:00 | - | 77.4 | - | 77.4 | - | - | 77.4 |
| 04/07/24 | 0:00 | - | 57.8 | - | 57.9 | - | - | 57.8 |
| 04/07/24 | 1:00 | - | 54.2 | - | 54.2 | - | - | 54.2 |
| 04/07/24 | 2:00 | - | 57.5 | - | 57.6 | - | - | 57.5 |
| 04/07/24 | 3:00 | - | 58.1 | - | 58.1 | - | - | 58.1 |
| 04/07/24 | 4:00 | - | 64.8 | - | 65.1 | - | - | 64.8 |
| 04/07/24 | 5:00 | - | 63.8 | - | 63.8 | - | - | 63.8 |
| 04/07/24 | 6:00 | 7 | 81.2 | 81.1 | 67.5 | - | - | 81.2 |
| | 96 | 72.1 | 70.8 | 66.4 | 69.5 | 73.3 | 73.9 | |

Location: DVOR NMT # 2

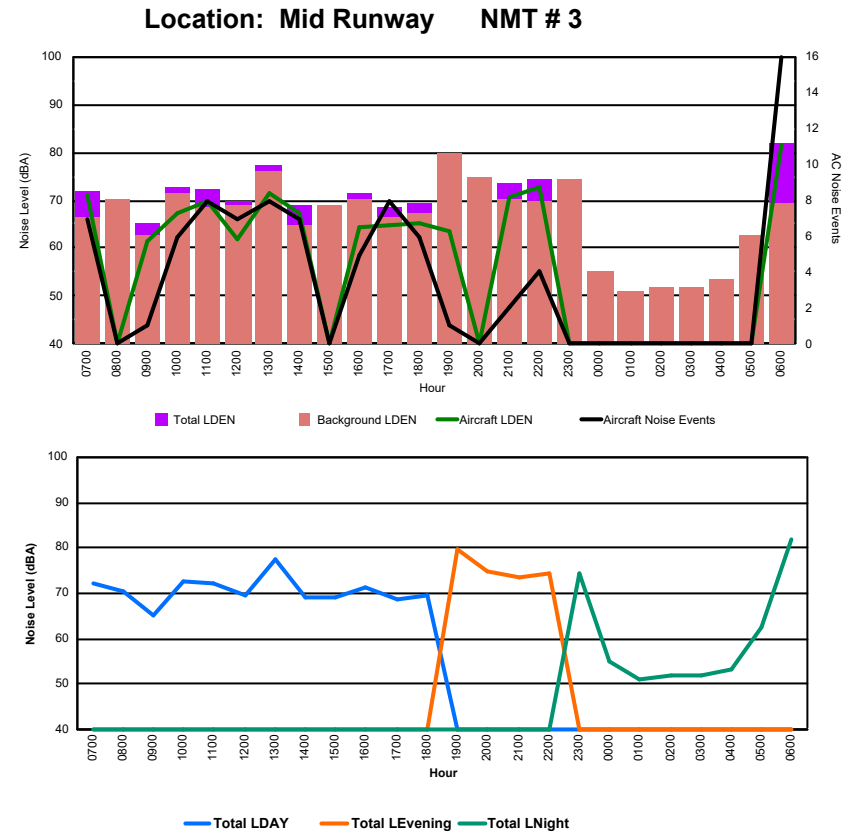




Luxembourg Airport Noise Distribution by Hour

Between 03/07/2024 00:00:00 and 03/07/2024 23:59:59 (Local Time)

| Day | Aircraft Events | Total LDEN dB(A) | Aircraft LDEN dB(A) | Background LDEN dB(A) | Total LDay dB(A) | Total LEvening dB(A) | Total LNight dB(A) |
|----------------|-----------------|------------------|---------------------|-----------------------|------------------|----------------------|--------------------|
| 03/07/24 7:00 | 7 | 72.0 | 70.9 | 66.3 | 72.0 | - | - |
| 03/07/24 8:00 | - | 70.3 | - | 70.3 | 70.3 | - | - |
| 03/07/24 9:00 | 1 | 65.3 | 61.6 | 62.9 | 65.3 | - | - |
| 03/07/24 10:00 | 6 | 72.7 | 67.1 | 71.3 | 72.7 | - | - |
| 03/07/24 11:00 | 8 | 72.2 | 69.7 | 68.7 | 72.2 | - | - |
| 03/07/24 12:00 | 7 | 69.6 | 61.7 | 68.9 | 69.6 | - | - |
| 03/07/24 13:00 | 8 | 77.5 | 71.5 | 76.2 | 77.5 | - | - |
| 03/07/24 14:00 | 7 | 69.1 | 67.1 | 64.9 | 69.1 | - | - |
| 03/07/24 15:00 | - | 69.0 | - | 69.1 | 69.0 | - | - |
| 03/07/24 16:00 | 5 | 71.4 | 64.4 | 70.4 | 71.4 | - | - |
| 03/07/24 17:00 | 8 | 68.5 | 64.6 | 66.3 | 68.5 | - | - |
| 03/07/24 18:00 | 6 | 69.5 | 65.3 | 67.5 | 69.5 | - | - |
| 03/07/24 19:00 | 1 | 79.7 | 63.7 | 79.7 | - | 79.7 | - |
| 03/07/24 20:00 | - | 74.8 | - | 74.8 | - | 74.8 | - |
| 03/07/24 21:00 | 2 | 73.6 | 70.8 | 70.3 | - | 73.6 | - |
| 03/07/24 22:00 | 4 | 74.5 | 72.6 | 69.9 | - | 74.5 | - |
| 03/07/24 23:00 | - | 74.2 | - | 74.2 | - | - | 74.2 |
| 04/07/24 0:00 | - | 54.9 | - | 55.0 | - | - | 54.9 |
| 04/07/24 1:00 | - | 50.9 | - | 50.9 | - | - | 50.9 |
| 04/07/24 2:00 | - | 52.0 | - | 52.0 | - | - | 52.0 |
| 04/07/24 3:00 | - | 51.9 | - | 51.9 | - | - | 51.9 |
| 04/07/24 4:00 | - | 53.4 | - | 53.4 | - | - | 53.4 |
| 04/07/24 5:00 | - | 62.7 | - | 62.8 | - | - | 62.7 |
| 04/07/24 6:00 | 16 | 81.7 | 81.5 | 69.3 | - | - | 81.7 |
| | 86 | 73.4 | 69.8 | 71.0 | 71.7 | 76.4 | 73.4 |

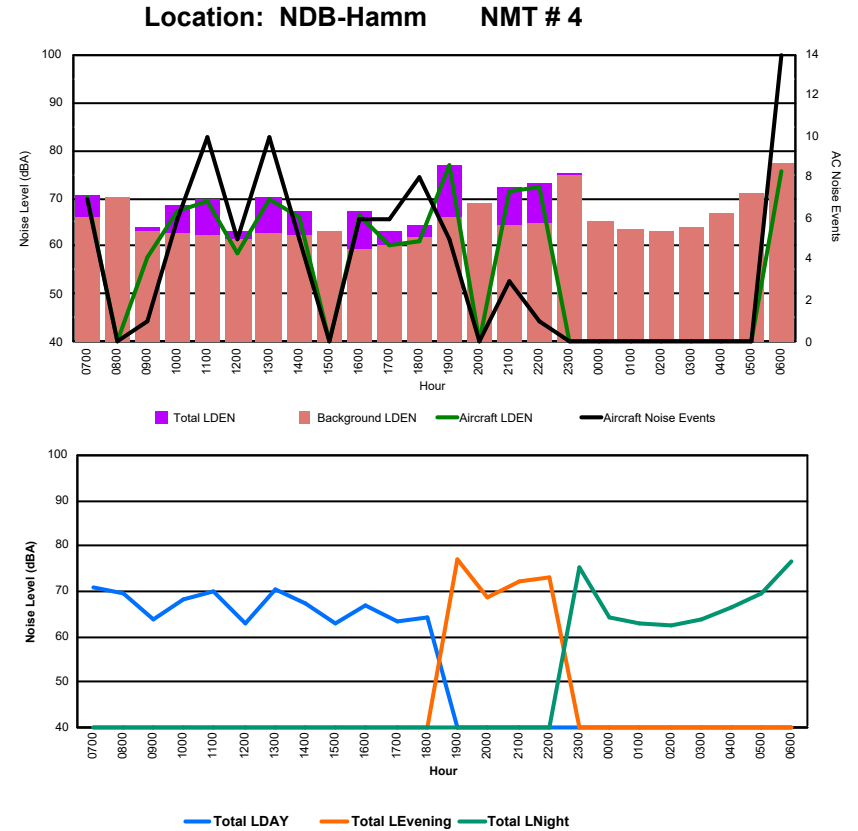




Luxembourg Airport Noise Distribution by Hour

Between 03/07/2024 00:00:00 and 03/07/2024 23:59:59 (Local Time)

| Day | Aircraft Events | Total LDEN dB(A) | Aircraft LDEN dB(A) | Background LDEN dB(A) | Total LDay dB(A) | Total LEvening dB(A) | Total LNight dB(A) |
|----------------|-----------------|------------------|---------------------|-----------------------|------------------|----------------------|--------------------|
| 03/07/24 7:00 | 7 | 70.7 | 70.1 | 66.2 | 70.7 | - | - |
| 03/07/24 8:00 | - | 69.5 | - | 70.4 | 69.5 | - | - |
| 03/07/24 9:00 | 1 | 64.0 | 57.9 | 63.0 | 64.0 | - | - |
| 03/07/24 10:00 | 6 | 68.4 | 67.2 | 62.6 | 68.4 | - | - |
| 03/07/24 11:00 | 10 | 69.9 | 69.2 | 62.1 | 69.9 | - | - |
| 03/07/24 12:00 | 5 | 63.0 | 58.5 | 61.3 | 63.0 | - | - |
| 03/07/24 13:00 | 10 | 70.4 | 69.7 | 62.7 | 70.4 | - | - |
| 03/07/24 14:00 | 5 | 67.4 | 65.9 | 62.2 | 67.4 | - | - |
| 03/07/24 15:00 | - | 63.1 | - | 63.3 | 63.1 | - | - |
| 03/07/24 16:00 | 6 | 67.1 | 66.3 | 59.2 | 67.1 | - | - |
| 03/07/24 17:00 | 6 | 63.2 | 60.3 | 60.3 | 63.2 | - | - |
| 03/07/24 18:00 | 8 | 64.3 | 61.1 | 61.7 | 64.3 | - | - |
| 03/07/24 19:00 | 5 | 77.0 | 76.7 | 66.0 | - | 77.0 | - |
| 03/07/24 20:00 | - | 68.9 | - | 68.9 | - | 68.9 | - |
| 03/07/24 21:00 | 3 | 72.3 | 71.6 | 64.3 | - | 72.3 | - |
| 03/07/24 22:00 | 1 | 73.0 | 72.3 | 64.7 | - | 73.0 | - |
| 03/07/24 23:00 | - | 75.1 | - | 75.0 | - | - | 75.1 |
| 04/07/24 0:00 | - | 64.2 | - | 65.1 | - | - | 64.2 |
| 04/07/24 1:00 | - | 62.9 | - | 63.5 | - | - | 62.9 |
| 04/07/24 2:00 | - | 62.6 | - | 63.2 | - | - | 62.6 |
| 04/07/24 3:00 | - | 63.7 | - | 63.8 | - | - | 63.7 |
| 04/07/24 4:00 | - | 66.3 | - | 66.7 | - | - | 66.3 |
| 04/07/24 5:00 | - | 69.5 | - | 71.2 | - | - | 69.5 |
| 04/07/24 6:00 | 14 | 76.6 | 75.5 | 77.1 | - | - | 76.6 |
| | 87 | 70.4 | 68.2 | 68.2 | 67.7 | 73.7 | 71.0 |

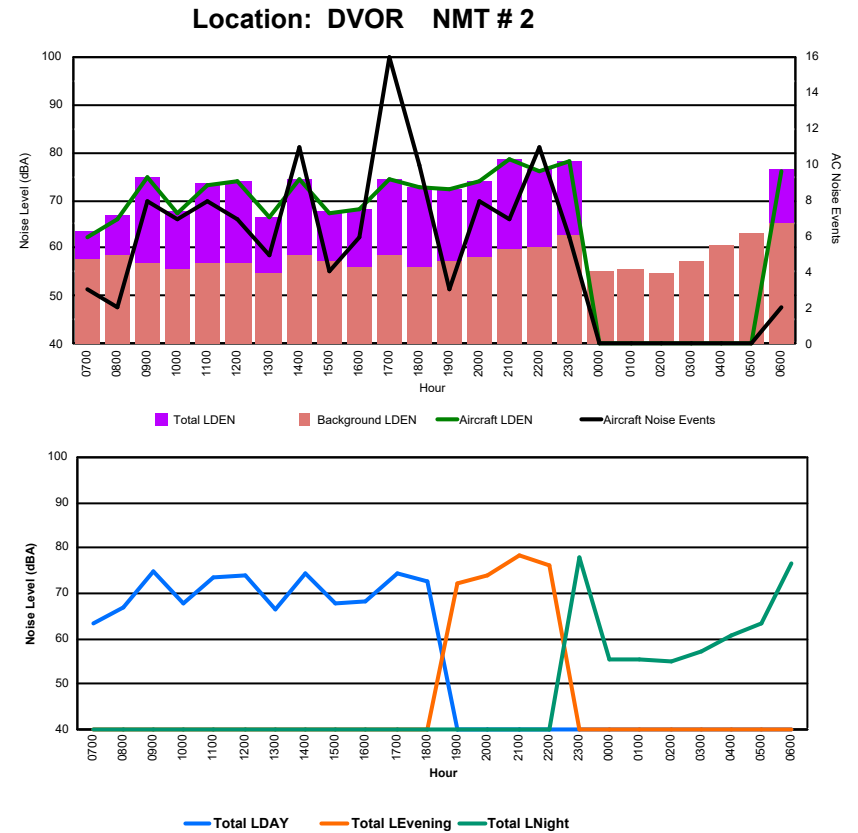




Luxembourg Airport Noise Distribution by Hour

Between 04/07/2024 00:00:00 and 04/07/2024 23:59:59 (Local Time)

| Day | Aircraft Events | Total LDEN dB(A) | Aircraft LDEN dB(A) | Background LDEN dB(A) | Total LDay dB(A) | Total LEvening dB(A) | Total LNight dB(A) |
|----------------|-----------------|------------------|---------------------|-----------------------|------------------|----------------------|--------------------|
| 04/07/24 7:00 | 3 | 63.4 | 62.3 | 57.5 | 63.4 | - | - |
| 04/07/24 8:00 | 2 | 66.7 | 66.0 | 58.6 | 66.7 | - | - |
| 04/07/24 9:00 | 8 | 74.9 | 74.8 | 57.0 | 74.9 | - | - |
| 04/07/24 10:00 | 7 | 67.7 | 67.5 | 55.6 | 67.7 | - | - |
| 04/07/24 11:00 | 8 | 73.4 | 73.2 | 56.9 | 73.4 | - | - |
| 04/07/24 12:00 | 7 | 73.9 | 73.9 | 56.7 | 73.9 | - | - |
| 04/07/24 13:00 | 5 | 66.6 | 66.3 | 54.7 | 66.6 | - | - |
| 04/07/24 14:00 | 11 | 74.5 | 74.4 | 58.4 | 74.5 | - | - |
| 04/07/24 15:00 | 4 | 67.8 | 67.5 | 57.2 | 67.8 | - | - |
| 04/07/24 16:00 | 6 | 68.3 | 68.1 | 56.0 | 68.3 | - | - |
| 04/07/24 17:00 | 16 | 74.3 | 74.2 | 58.4 | 74.3 | - | - |
| 04/07/24 18:00 | 10 | 72.8 | 72.7 | 56.1 | 72.8 | - | - |
| 04/07/24 19:00 | 3 | 72.4 | 72.3 | 57.3 | - | 72.4 | - |
| 04/07/24 20:00 | 8 | 74.1 | 74.0 | 58.2 | - | 74.1 | - |
| 04/07/24 21:00 | 7 | 78.5 | 78.5 | 59.6 | - | 78.5 | - |
| 04/07/24 22:00 | 11 | 76.3 | 76.2 | 60.3 | - | 76.3 | - |
| 04/07/24 23:00 | 6 | 78.1 | 78.0 | 62.7 | - | - | 78.1 |
| 05/07/24 0:00 | - | 55.4 | - | 55.4 | - | - | 55.4 |
| 05/07/24 1:00 | - | 55.5 | - | 55.5 | - | - | 55.5 |
| 05/07/24 2:00 | - | 54.9 | - | 54.9 | - | - | 54.9 |
| 05/07/24 3:00 | - | 57.2 | - | 57.2 | - | - | 57.2 |
| 05/07/24 4:00 | - | 60.8 | - | 60.8 | - | - | 60.8 |
| 05/07/24 5:00 | - | 63.2 | - | 63.2 | - | - | 63.2 |
| 05/07/24 6:00 | 2 | 76.5 | 76.2 | 65.1 | - | - | 76.5 |
| | 124 | 72.8 | 72.6 | 59.0 | 71.8 | 75.9 | 71.5 |

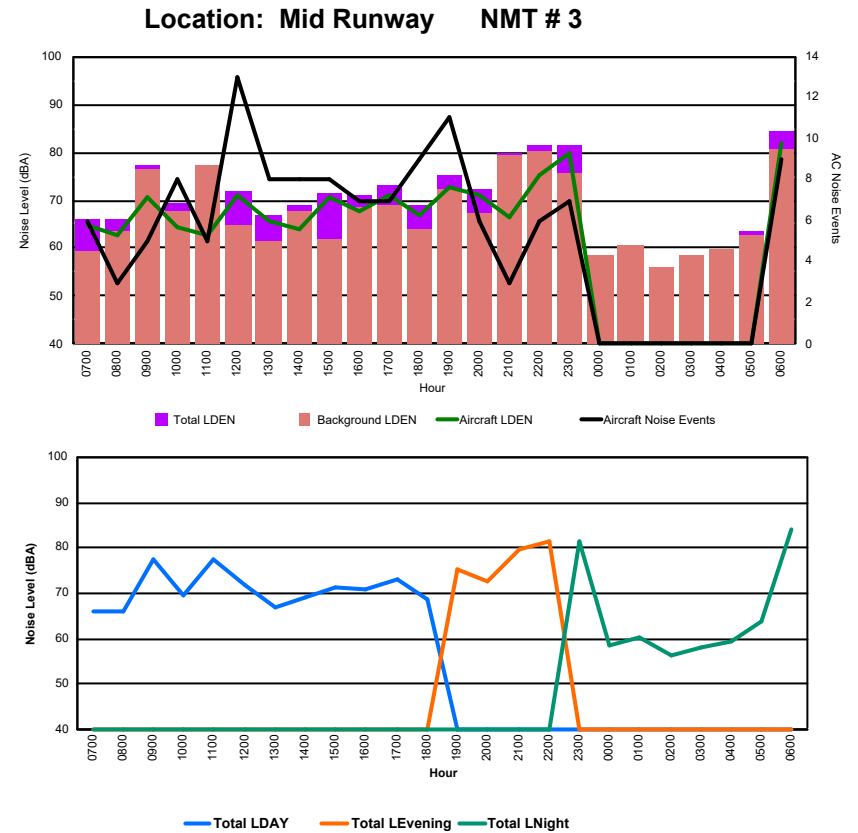




Luxembourg Airport Noise Distribution by Hour

Between 04/07/2024 00:00:00 and 04/07/2024 23:59:59 (Local Time)

| Day | Aircraft Events | Total LDEN dB (A) | Aircraft LDEN dB(A) | Background LDEN dB(A) | Total LDay dB(A) | Total LEvening dB(A) | Total LNight dB (A) |
|----------------|-----------------|-------------------|---------------------|-----------------------|------------------|----------------------|---------------------|
| 04/07/24 7:00 | 6 | 65.9 | 64.9 | 59.5 | 65.9 | - | - |
| 04/07/24 8:00 | 3 | 66.1 | 62.7 | 63.6 | 66.1 | - | - |
| 04/07/24 9:00 | 5 | 77.4 | 70.7 | 76.4 | 77.4 | - | - |
| 04/07/24 10:00 | 8 | 69.4 | 64.5 | 67.7 | 69.4 | - | - |
| 04/07/24 11:00 | 5 | 77.5 | 62.9 | 77.3 | 77.5 | - | - |
| 04/07/24 12:00 | 13 | 71.9 | 71.0 | 64.9 | 71.9 | - | - |
| 04/07/24 13:00 | 8 | 66.9 | 65.6 | 61.4 | 66.9 | - | - |
| 04/07/24 14:00 | 8 | 69.1 | 64.0 | 67.7 | 69.1 | - | - |
| 04/07/24 15:00 | 8 | 71.3 | 70.8 | 61.7 | 71.3 | - | - |
| 04/07/24 16:00 | 7 | 71.1 | 67.7 | 68.5 | 71.1 | - | - |
| 04/07/24 17:00 | 7 | 73.1 | 71.0 | 68.9 | 73.1 | - | - |
| 04/07/24 18:00 | 9 | 68.8 | 66.9 | 64.1 | 68.8 | - | - |
| 04/07/24 19:00 | 11 | 75.2 | 72.6 | 72.3 | - | 75.2 | - |
| 04/07/24 20:00 | 6 | 72.5 | 71.0 | 67.3 | - | 72.5 | - |
| 04/07/24 21:00 | 3 | 79.7 | 66.4 | 79.5 | - | 79.7 | - |
| 04/07/24 22:00 | 6 | 81.5 | 75.4 | 80.2 | - | 81.5 | - |
| 04/07/24 23:00 | 7 | 81.3 | 79.8 | 75.8 | - | - | 81.3 |
| 05/07/24 0:00 | - | 58.6 | - | 58.7 | - | - | 58.6 |
| 05/07/24 1:00 | - | 60.5 | - | 60.6 | - | - | 60.5 |
| 05/07/24 2:00 | - | 56.2 | - | 56.2 | - | - | 56.2 |
| 05/07/24 3:00 | - | 58.3 | - | 58.4 | - | - | 58.3 |
| 05/07/24 4:00 | - | 59.6 | - | 59.6 | - | - | 59.6 |
| 05/07/24 5:00 | - | 63.7 | - | 62.9 | - | - | 63.7 |
| 05/07/24 6:00 | 9 | 84.2 | 81.8 | 80.6 | - | - | 84.2 |
| | 129 | 75.7 | 72.1 | 73.3 | 72.4 | 78.5 | 77.0 |

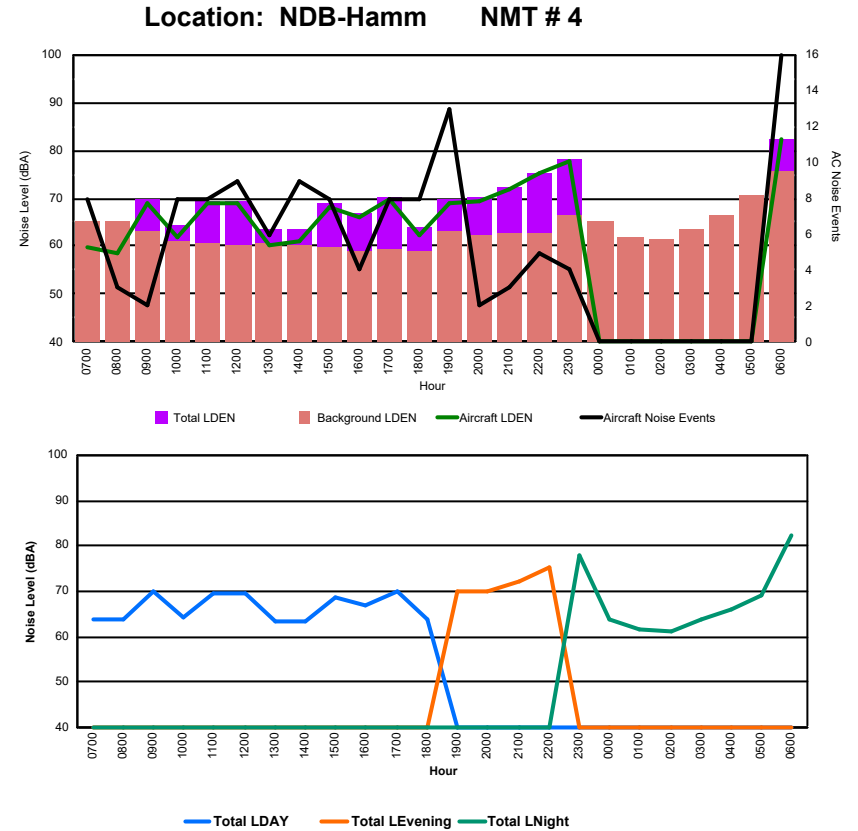




Luxembourg Airport Noise Distribution by Hour

Between 04/07/2024 00:00:00 and 04/07/2024 23:59:59 (Local Time)

| Day | Aircraft Events | Total LDEN dB (A) | Aircraft LDEN dB(A) | Background LDEN dB(A) | Total LDay dB(A) | Total LEvening dB(A) | Total LNight dB (A) |
|----------------|-----------------|-------------------|---------------------|-----------------------|------------------|----------------------|---------------------|
| 04/07/24 7:00 | 8 | 63.9 | 59.9 | 65.4 | 63.9 | - | - |
| 04/07/24 8:00 | 3 | 63.7 | 58.5 | 65.0 | 63.7 | - | - |
| 04/07/24 9:00 | 2 | 69.8 | 68.8 | 63.0 | 69.8 | - | - |
| 04/07/24 10:00 | 8 | 64.3 | 61.8 | 61.1 | 64.3 | - | - |
| 04/07/24 11:00 | 8 | 69.4 | 68.8 | 60.8 | 69.4 | - | - |
| 04/07/24 12:00 | 9 | 69.5 | 69.0 | 60.3 | 69.5 | - | - |
| 04/07/24 13:00 | 6 | 63.4 | 60.3 | 60.6 | 63.4 | - | - |
| 04/07/24 14:00 | 9 | 63.6 | 61.2 | 60.2 | 63.6 | - | - |
| 04/07/24 15:00 | 8 | 68.8 | 68.3 | 59.7 | 68.8 | - | - |
| 04/07/24 16:00 | 4 | 66.9 | 66.2 | 58.8 | 66.9 | - | - |
| 04/07/24 17:00 | 8 | 70.2 | 69.8 | 59.5 | 70.2 | - | - |
| 04/07/24 18:00 | 8 | 63.8 | 62.2 | 59.1 | 63.8 | - | - |
| 04/07/24 19:00 | 13 | 69.8 | 68.8 | 63.3 | - | 69.8 | - |
| 04/07/24 20:00 | 2 | 70.1 | 69.2 | 62.4 | - | 70.1 | - |
| 04/07/24 21:00 | 3 | 72.1 | 71.7 | 62.6 | - | 72.1 | - |
| 04/07/24 22:00 | 5 | 75.3 | 75.1 | 62.7 | - | 75.3 | - |
| 04/07/24 23:00 | 4 | 78.0 | 77.7 | 66.3 | - | - | 78.0 |
| 05/07/24 0:00 | - | 64.0 | - | 65.0 | - | - | 64.0 |
| 05/07/24 1:00 | - | 61.6 | - | 61.9 | - | - | 61.6 |
| 05/07/24 2:00 | - | 61.2 | - | 61.5 | - | - | 61.2 |
| 05/07/24 3:00 | - | 63.7 | - | 63.7 | - | - | 63.7 |
| 05/07/24 4:00 | - | 66.2 | - | 66.5 | - | - | 66.2 |
| 05/07/24 5:00 | - | 69.3 | - | 70.8 | - | - | 69.3 |
| 05/07/24 6:00 | 16 | 82.4 | 82.2 | 75.7 | - | - | 82.4 |
| | 124 | 72.1 | 71.5 | 65.8 | 67.3 | 72.4 | 75.1 |



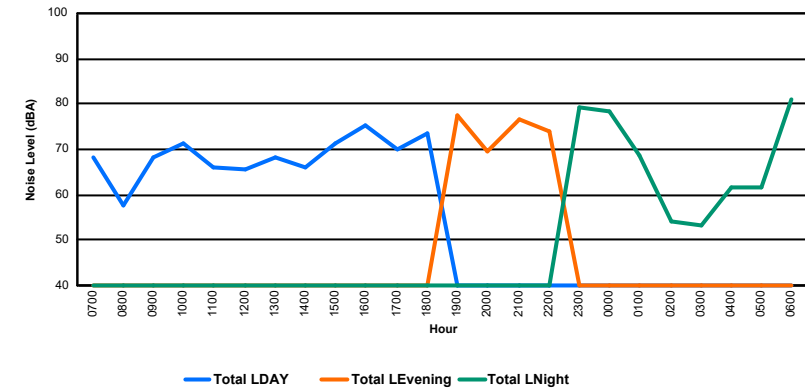
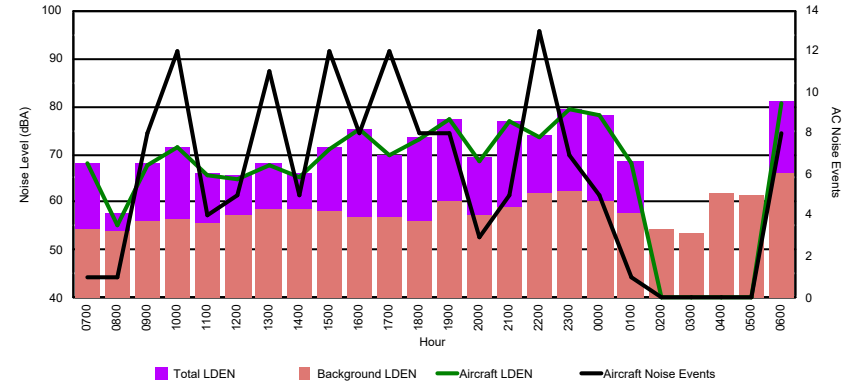


Luxembourg Airport Noise Distribution by Hour

Between 05/07/2024 00:00:00 and 05/07/2024 23:59:59 (Local Time)

| Day | Aircraft Events | Total LDEN dB(A) | Aircraft LDEN dB(A) | Background LDEN dB(A) | Total LDay dB(A) | Total LEvening dB(A) | Total LNight dB(A) |
|----------------|-----------------|------------------|---------------------|-----------------------|------------------|----------------------|--------------------|
| 05/07/24 7:00 | 1 | 68.2 | 68.0 | 54.3 | 68.2 | - | - |
| 05/07/24 8:00 | 1 | 57.6 | 55.2 | 53.8 | 57.6 | - | - |
| 05/07/24 9:00 | 8 | 68.1 | 67.9 | 56.0 | 68.1 | - | - |
| 05/07/24 10:00 | 12 | 71.5 | 71.3 | 56.6 | 71.5 | - | - |
| 05/07/24 11:00 | 4 | 65.9 | 65.5 | 55.8 | 65.9 | - | - |
| 05/07/24 12:00 | 5 | 65.5 | 64.8 | 57.3 | 65.5 | - | - |
| 05/07/24 13:00 | 11 | 68.1 | 67.6 | 58.6 | 68.1 | - | - |
| 05/07/24 14:00 | 5 | 66.0 | 65.2 | 58.5 | 66.0 | - | - |
| 05/07/24 15:00 | 12 | 71.4 | 71.1 | 58.3 | 71.4 | - | - |
| 05/07/24 16:00 | 8 | 75.3 | 75.2 | 56.8 | 75.3 | - | - |
| 05/07/24 17:00 | 12 | 70.0 | 69.8 | 56.7 | 70.0 | - | - |
| 05/07/24 18:00 | 8 | 73.4 | 73.3 | 56.2 | 73.4 | - | - |
| 05/07/24 19:00 | 8 | 77.4 | 77.4 | 60.2 | - | 77.4 | - |
| 05/07/24 20:00 | 3 | 69.5 | 68.4 | 57.4 | - | 69.5 | - |
| 05/07/24 21:00 | 5 | 76.7 | 76.8 | 58.9 | - | 76.7 | - |
| 05/07/24 22:00 | 13 | 74.0 | 73.7 | 61.8 | - | 74.0 | - |
| 05/07/24 23:00 | 7 | 79.3 | 79.3 | 62.1 | - | - | 79.3 |
| 06/07/24 0:00 | 5 | 78.3 | 78.2 | 60.2 | - | - | 78.3 |
| 06/07/24 1:00 | 1 | 68.6 | 68.2 | 57.6 | - | - | 68.6 |
| 06/07/24 2:00 | - | 54.2 | - | 54.3 | - | - | 54.2 |
| 06/07/24 3:00 | - | 53.4 | - | 53.4 | - | - | 53.4 |
| 06/07/24 4:00 | - | 61.7 | - | 61.7 | - | - | 61.7 |
| 06/07/24 5:00 | - | 61.5 | - | 61.5 | - | - | 61.5 |
| 06/07/24 6:00 | 8 | 80.9 | 80.8 | 66.0 | - | - | 80.9 |
| | 137 | 73.6 | 73.4 | 59.3 | 70.2 | 75.3 | 75.5 |

Location: DVOR NMT # 2

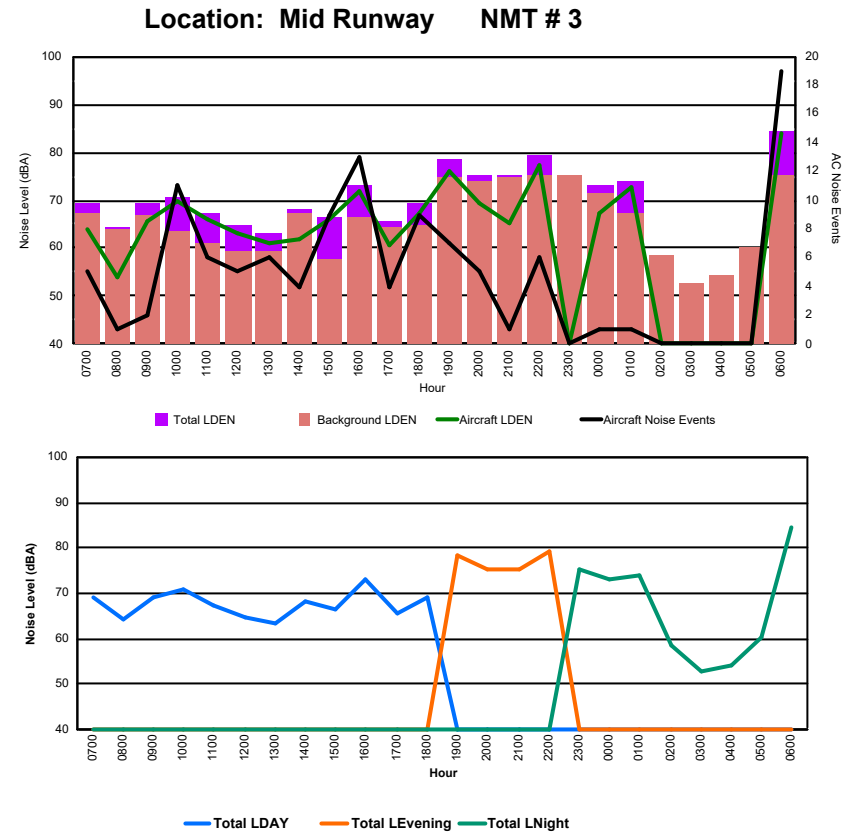




Luxembourg Airport Noise Distribution by Hour

Between 05/07/2024 00:00:00 and 05/07/2024 23:59:59 (Local Time)

| Day | Aircraft Events | Total LDEN dB(A) | Aircraft LDEN dB(A) | Background LDEN dB(A) | Total LDay dB(A) | Total LEvening dB(A) | Total LNight dB(A) |
|----------|-----------------|------------------|---------------------|-----------------------|------------------|----------------------|--------------------|
| 05/07/24 | 7:00 | 5 | 69.2 | 64.1 | 67.5 | 69.2 | - |
| 05/07/24 | 8:00 | 1 | 64.4 | 53.9 | 64.0 | 64.4 | - |
| 05/07/24 | 9:00 | 2 | 69.3 | 65.7 | 66.9 | 69.3 | - |
| 05/07/24 | 10:00 | 11 | 70.7 | 69.8 | 63.4 | 70.7 | - |
| 05/07/24 | 11:00 | 6 | 67.2 | 65.9 | 61.2 | 67.2 | - |
| 05/07/24 | 12:00 | 5 | 64.7 | 63.2 | 59.4 | 64.7 | - |
| 05/07/24 | 13:00 | 6 | 63.3 | 61.0 | 59.3 | 63.3 | - |
| 05/07/24 | 14:00 | 4 | 68.3 | 61.7 | 67.2 | 68.3 | - |
| 05/07/24 | 15:00 | 9 | 66.6 | 66.0 | 57.9 | 66.6 | - |
| 05/07/24 | 16:00 | 13 | 73.0 | 71.9 | 66.5 | 73.0 | - |
| 05/07/24 | 17:00 | 4 | 65.8 | 60.8 | 64.3 | 65.8 | - |
| 05/07/24 | 18:00 | 9 | 69.2 | 67.3 | 64.7 | 69.2 | - |
| 05/07/24 | 19:00 | 7 | 78.4 | 76.0 | 74.6 | - | 78.4 |
| 05/07/24 | 20:00 | 5 | 75.3 | 69.3 | 74.0 | - | 75.3 |
| 05/07/24 | 21:00 | 1 | 75.3 | 65.0 | 74.9 | - | 75.3 |
| 05/07/24 | 22:00 | 6 | 79.4 | 77.2 | 75.4 | - | 79.4 |
| 05/07/24 | 23:00 | - | 75.1 | - | 75.2 | - | 75.1 |
| 06/07/24 | 0:00 | 1 | 73.0 | 67.4 | 71.6 | - | 73.0 |
| 06/07/24 | 1:00 | 1 | 73.9 | 72.8 | 67.5 | - | 73.9 |
| 06/07/24 | 2:00 | - | 58.5 | - | 58.5 | - | 58.5 |
| 06/07/24 | 3:00 | - | 52.7 | - | 52.7 | - | 52.7 |
| 06/07/24 | 4:00 | - | 54.2 | - | 54.2 | - | 54.2 |
| 06/07/24 | 5:00 | - | 60.3 | - | 60.4 | - | 60.3 |
| 06/07/24 | 6:00 | 19 | 84.4 | 83.8 | 75.4 | - | 84.4 |
| | 115 | 74.4 | 72.4 | 70.1 | 68.5 | 77.5 | 76.5 |

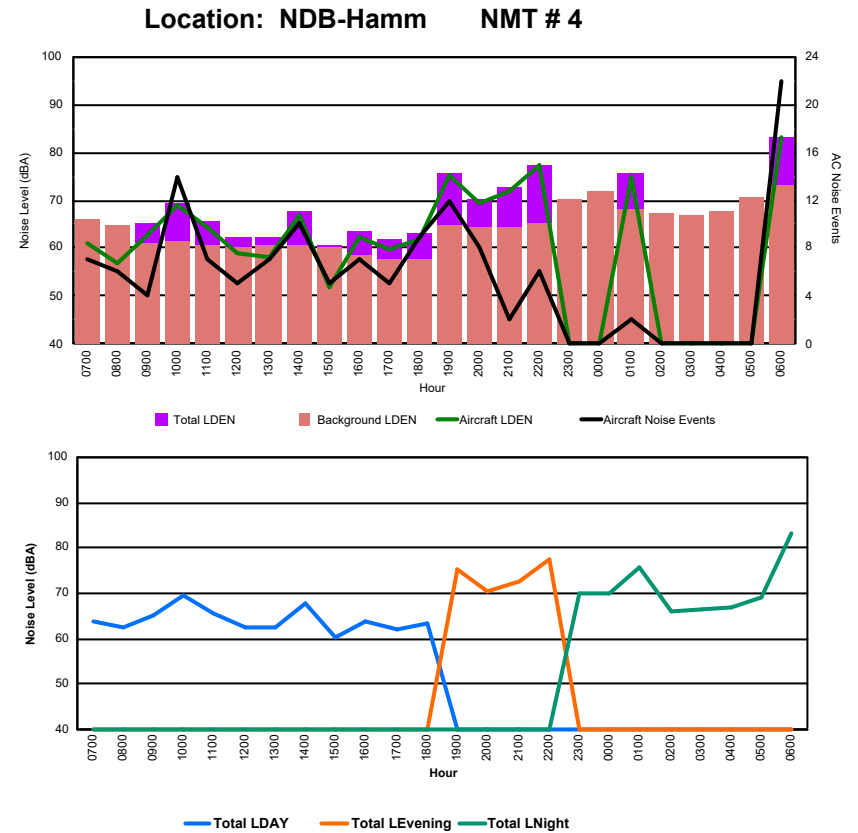




Luxembourg Airport Noise Distribution by Hour

Between 05/07/2024 00:00:00 and 05/07/2024 23:59:59 (Local Time)

| Day | Aircraft Events | Total LDEN dB(A) | Aircraft LDEN dB(A) | Background LDEN dB(A) | Total LDay dB(A) | Total LEvening dB(A) | Total LNight dB(A) | |
|----------|-----------------|------------------|---------------------|-----------------------|------------------|----------------------|--------------------|------|
| 05/07/24 | 7:00 | 7 | 64.0 | 60.9 | 66.1 | 64.0 | - | - |
| 05/07/24 | 8:00 | 6 | 62.5 | 57.0 | 64.7 | 62.5 | - | - |
| 05/07/24 | 9:00 | 4 | 65.0 | 62.9 | 61.0 | 65.0 | - | - |
| 05/07/24 | 10:00 | 14 | 69.4 | 68.8 | 61.4 | 69.4 | - | - |
| 05/07/24 | 11:00 | 7 | 65.8 | 64.3 | 60.7 | 65.8 | - | - |
| 05/07/24 | 12:00 | 5 | 62.3 | 58.8 | 60.0 | 62.3 | - | - |
| 05/07/24 | 13:00 | 7 | 62.5 | 58.3 | 60.6 | 62.5 | - | - |
| 05/07/24 | 14:00 | 10 | 67.6 | 66.7 | 60.6 | 67.6 | - | - |
| 05/07/24 | 15:00 | 5 | 60.5 | 51.9 | 60.1 | 60.5 | - | - |
| 05/07/24 | 16:00 | 7 | 63.7 | 62.3 | 58.6 | 63.7 | - | - |
| 05/07/24 | 17:00 | 5 | 61.9 | 59.8 | 57.8 | 61.9 | - | - |
| 05/07/24 | 18:00 | 9 | 63.3 | 61.9 | 57.6 | 63.3 | - | - |
| 05/07/24 | 19:00 | 12 | 75.5 | 75.1 | 64.6 | - | 75.5 | - |
| 05/07/24 | 20:00 | 8 | 70.4 | 69.3 | 64.5 | - | 70.4 | - |
| 05/07/24 | 21:00 | 2 | 72.6 | 72.0 | 64.4 | - | 72.6 | - |
| 05/07/24 | 22:00 | 6 | 77.4 | 77.2 | 65.2 | - | 77.4 | - |
| 05/07/24 | 23:00 | - | 69.9 | - | 70.1 | - | - | 69.9 |
| 06/07/24 | 0:00 | - | 69.9 | - | 72.0 | - | - | 69.9 |
| 06/07/24 | 1:00 | 2 | 75.6 | 75.0 | 68.1 | - | - | 75.6 |
| 06/07/24 | 2:00 | - | 66.0 | - | 67.3 | - | - | 66.0 |
| 06/07/24 | 3:00 | - | 66.4 | - | 67.0 | - | - | 66.4 |
| 06/07/24 | 4:00 | - | 67.1 | - | 67.9 | - | - | 67.1 |
| 06/07/24 | 5:00 | - | 69.0 | - | 70.5 | - | - | 69.0 |
| 06/07/24 | 6:00 | 22 | 83.1 | 83.0 | 73.0 | - | - | 83.1 |
| | 138 | 72.6 | 71.8 | 66.6 | 64.8 | 74.8 | 75.5 | |

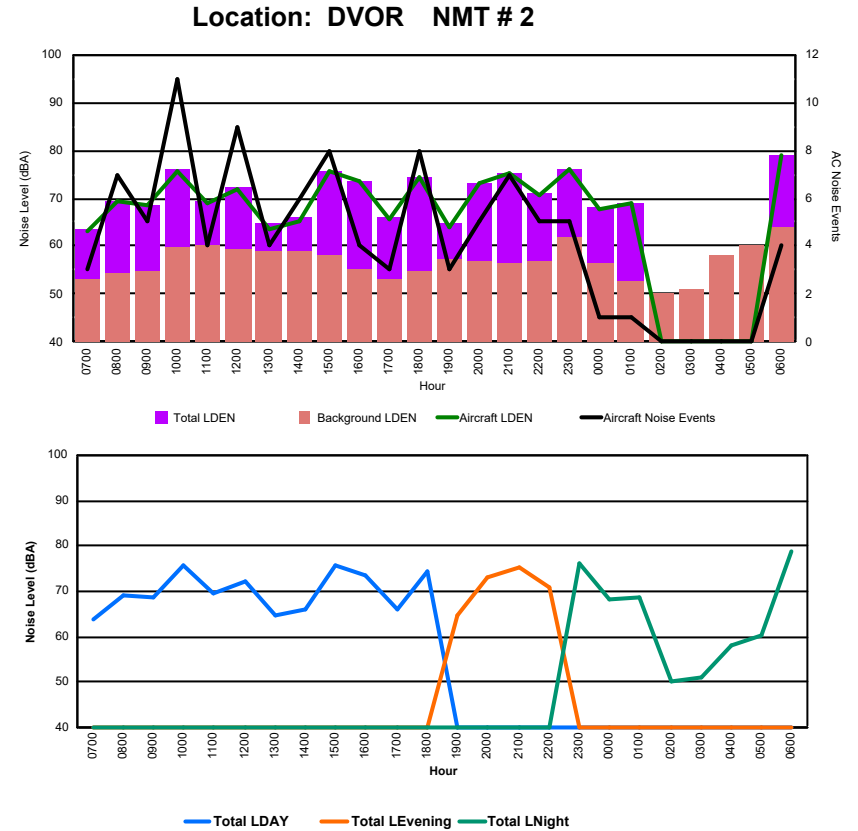




Luxembourg Airport Noise Distribution by Hour

Between 06/07/2024 00:00:00 and 06/07/2024 23:59:59 (Local Time)

| Day | Aircraft Events | Total LDEN dB(A) | Aircraft LDEN dB(A) | Background LDEN dB(A) | Total LDay dB(A) | Total LEvening dB(A) | Total LNight dB(A) |
|----------------|-----------------|------------------|---------------------|-----------------------|------------------|----------------------|--------------------|
| 06/07/24 7:00 | 3 | 63.7 | 63.2 | 53.2 | 63.7 | - | - |
| 06/07/24 8:00 | 7 | 69.3 | 69.2 | 54.4 | 69.3 | - | - |
| 06/07/24 9:00 | 5 | 68.6 | 68.5 | 54.7 | 68.6 | - | - |
| 06/07/24 10:00 | 11 | 75.9 | 75.7 | 59.7 | 75.9 | - | - |
| 06/07/24 11:00 | 4 | 69.4 | 68.9 | 60.1 | 69.4 | - | - |
| 06/07/24 12:00 | 9 | 72.2 | 72.0 | 59.3 | 72.2 | - | - |
| 06/07/24 13:00 | 4 | 64.8 | 63.6 | 59.0 | 64.8 | - | - |
| 06/07/24 14:00 | 6 | 66.0 | 65.1 | 58.8 | 66.0 | - | - |
| 06/07/24 15:00 | 8 | 75.7 | 75.6 | 58.3 | 75.7 | - | - |
| 06/07/24 16:00 | 4 | 73.5 | 73.4 | 55.3 | 73.5 | - | - |
| 06/07/24 17:00 | 3 | 66.0 | 65.7 | 53.3 | 66.0 | - | - |
| 06/07/24 18:00 | 8 | 74.5 | 74.5 | 54.7 | 74.5 | - | - |
| 06/07/24 19:00 | 3 | 64.9 | 64.1 | 57.2 | - | 64.9 | - |
| 06/07/24 20:00 | 5 | 73.3 | 73.2 | 56.8 | - | 73.3 | - |
| 06/07/24 21:00 | 7 | 75.4 | 75.4 | 56.3 | - | 75.4 | - |
| 06/07/24 22:00 | 5 | 70.9 | 70.7 | 56.8 | - | 70.9 | - |
| 06/07/24 23:00 | 5 | 76.2 | 76.0 | 61.9 | - | - | 76.2 |
| 07/07/24 0:00 | 1 | 68.3 | 67.9 | 56.6 | - | - | 68.3 |
| 07/07/24 1:00 | 1 | 68.9 | 68.8 | 52.8 | - | - | 68.9 |
| 07/07/24 2:00 | - | 50.2 | - | 50.2 | - | - | 50.2 |
| 07/07/24 3:00 | - | 51.2 | - | 51.2 | - | - | 51.2 |
| 07/07/24 4:00 | - | 58.3 | - | 58.3 | - | - | 58.3 |
| 07/07/24 5:00 | - | 60.3 | - | 60.3 | - | - | 60.3 |
| 07/07/24 6:00 | 4 | 78.9 | 78.8 | 64.1 | - | - | 78.9 |
| | 103 | 72.1 | 71.9 | 58.1 | 71.8 | 72.5 | 72.3 |

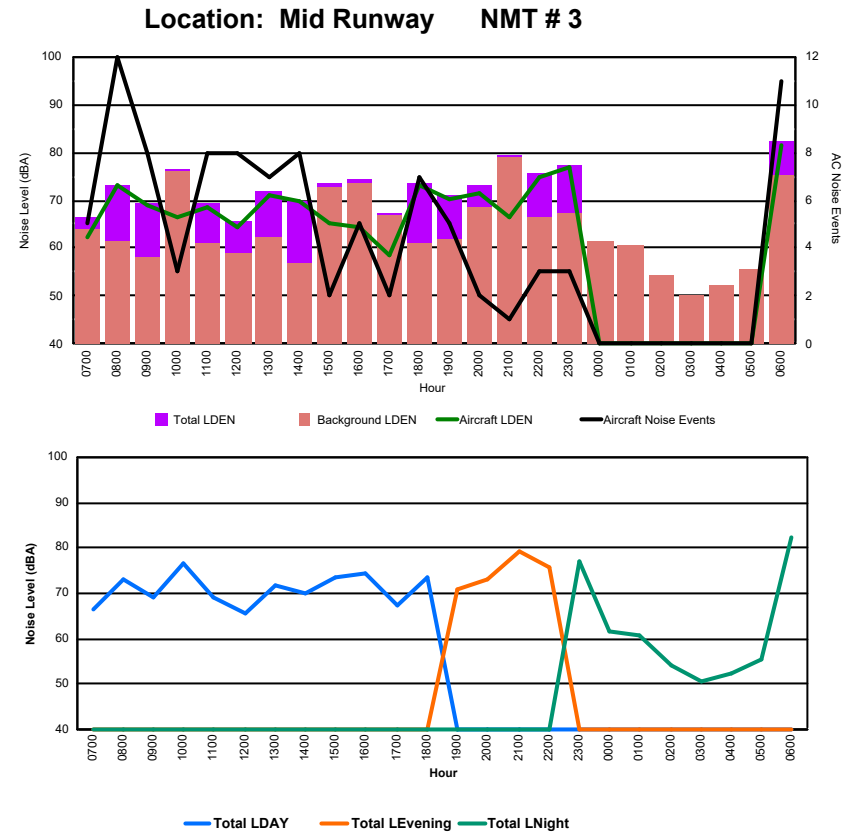




Luxembourg Airport Noise Distribution by Hour

Between 06/07/2024 00:00:00 and 06/07/2024 23:59:59 (Local Time)

| Day | Aircraft Events | Total LDEN dB (A) | Aircraft LDEN dB(A) | Background LDEN dB(A) | Total LDay dB(A) | Total LEvening dB(A) | Total LNight dB (A) |
|----------------|-----------------|-------------------|---------------------|-----------------------|------------------|----------------------|---------------------|
| 06/07/24 7:00 | 5 | 66.3 | 62.5 | 64.1 | 66.3 | - | - |
| 06/07/24 8:00 | 12 | 73.3 | 73.0 | 61.6 | 73.3 | - | - |
| 06/07/24 9:00 | 8 | 69.3 | 69.0 | 58.2 | 69.3 | - | - |
| 06/07/24 10:00 | 3 | 76.6 | 66.4 | 76.2 | 76.6 | - | - |
| 06/07/24 11:00 | 8 | 69.2 | 68.5 | 61.0 | 69.2 | - | - |
| 06/07/24 12:00 | 8 | 65.5 | 64.5 | 58.8 | 65.5 | - | - |
| 06/07/24 13:00 | 7 | 71.7 | 71.1 | 62.1 | 71.7 | - | - |
| 06/07/24 14:00 | 8 | 69.8 | 69.6 | 56.8 | 69.8 | - | - |
| 06/07/24 15:00 | 2 | 73.5 | 65.3 | 72.8 | 73.5 | - | - |
| 06/07/24 16:00 | 5 | 74.2 | 64.5 | 73.7 | 74.2 | - | - |
| 06/07/24 17:00 | 2 | 67.4 | 58.5 | 66.9 | 67.4 | - | - |
| 06/07/24 18:00 | 7 | 73.4 | 73.1 | 61.1 | 73.4 | - | - |
| 06/07/24 19:00 | 5 | 70.9 | 70.3 | 62.0 | - | 70.9 | - |
| 06/07/24 20:00 | 2 | 73.1 | 71.3 | 68.4 | - | 73.1 | - |
| 06/07/24 21:00 | 1 | 79.4 | 66.6 | 79.1 | - | 79.4 | - |
| 06/07/24 22:00 | 3 | 75.6 | 75.0 | 66.5 | - | 75.6 | - |
| 06/07/24 23:00 | 3 | 77.2 | 76.8 | 67.4 | - | - | 77.2 |
| 07/07/24 0:00 | - | 61.5 | - | 61.6 | - | - | 61.5 |
| 07/07/24 1:00 | - | 60.7 | - | 60.8 | - | - | 60.7 |
| 07/07/24 2:00 | - | 54.3 | - | 54.3 | - | - | 54.3 |
| 07/07/24 3:00 | - | 50.4 | - | 50.4 | - | - | 50.4 |
| 07/07/24 4:00 | - | 52.3 | - | 52.3 | - | - | 52.3 |
| 07/07/24 5:00 | - | 55.6 | - | 55.6 | - | - | 55.6 |
| 07/07/24 6:00 | 11 | 82.5 | 81.6 | 75.4 | - | - | 82.5 |
| | 100 | 73.8 | 71.6 | 69.9 | 72.0 | 75.9 | 74.7 |

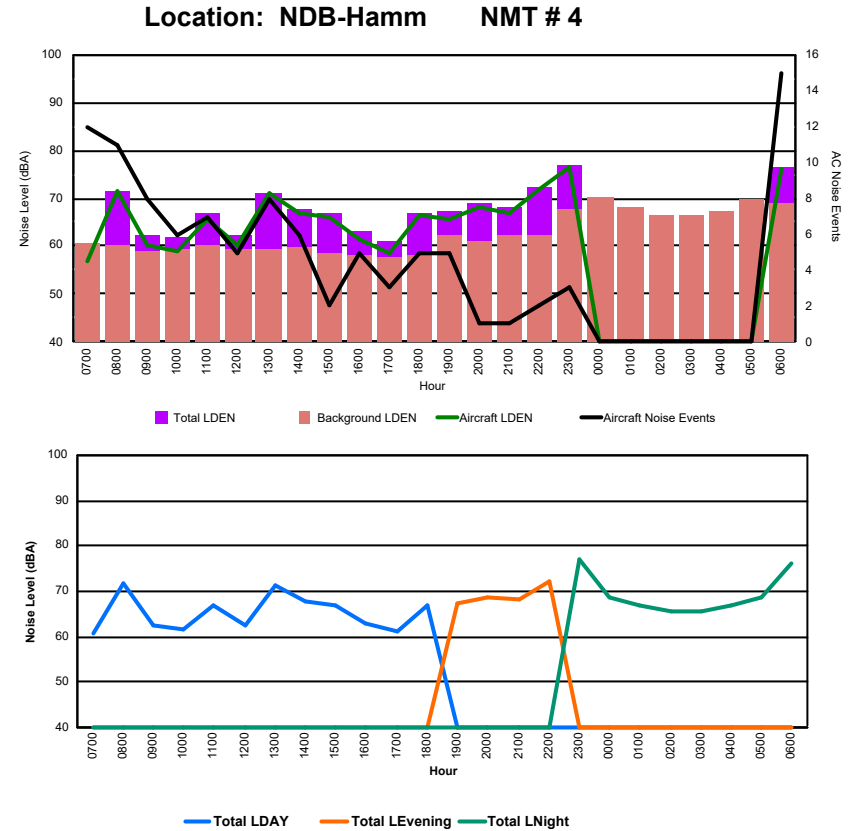




Luxembourg Airport Noise Distribution by Hour

Between 06/07/2024 00:00:00 and 06/07/2024 23:59:59 (Local Time)

| Day | Aircraft Events | Total LDEN dB(A) | Aircraft LDEN dB(A) | Background LDEN dB(A) | Total LDay dB(A) | Total LEvening dB(A) | Total LNight dB(A) |
|----------------|-----------------|------------------|---------------------|-----------------------|------------------|----------------------|--------------------|
| 06/07/24 7:00 | 12 | 60.6 | 57.0 | 60.5 | 60.6 | - | - |
| 06/07/24 8:00 | 11 | 71.6 | 71.4 | 60.1 | 71.6 | - | - |
| 06/07/24 9:00 | 8 | 62.4 | 60.2 | 58.8 | 62.4 | - | - |
| 06/07/24 10:00 | 6 | 61.8 | 58.9 | 59.4 | 61.8 | - | - |
| 06/07/24 11:00 | 7 | 66.7 | 65.6 | 60.0 | 66.7 | - | - |
| 06/07/24 12:00 | 5 | 62.5 | 60.0 | 59.2 | 62.5 | - | - |
| 06/07/24 13:00 | 8 | 71.2 | 70.9 | 59.5 | 71.2 | - | - |
| 06/07/24 14:00 | 6 | 67.7 | 67.0 | 59.7 | 67.7 | - | - |
| 06/07/24 15:00 | 2 | 66.9 | 66.2 | 58.7 | 66.9 | - | - |
| 06/07/24 16:00 | 5 | 63.0 | 61.4 | 58.2 | 63.0 | - | - |
| 06/07/24 17:00 | 3 | 61.2 | 58.7 | 57.8 | 61.2 | - | - |
| 06/07/24 18:00 | 5 | 66.8 | 66.3 | 58.1 | 66.8 | - | - |
| 06/07/24 19:00 | 5 | 67.3 | 65.6 | 62.3 | - | 67.3 | - |
| 06/07/24 20:00 | 1 | 68.9 | 68.1 | 61.1 | - | 68.9 | - |
| 06/07/24 21:00 | 1 | 68.1 | 66.8 | 62.1 | - | 68.1 | - |
| 06/07/24 22:00 | 2 | 72.2 | 71.7 | 62.2 | - | 72.2 | - |
| 06/07/24 23:00 | 3 | 77.0 | 76.5 | 67.7 | - | - | 77.0 |
| 07/07/24 0:00 | - | 68.6 | - | 70.4 | - | - | 68.6 |
| 07/07/24 1:00 | - | 66.9 | - | 68.0 | - | - | 66.9 |
| 07/07/24 2:00 | - | 65.4 | - | 66.5 | - | - | 65.4 |
| 07/07/24 3:00 | - | 65.8 | - | 66.3 | - | - | 65.8 |
| 07/07/24 4:00 | - | 66.8 | - | 67.5 | - | - | 66.8 |
| 07/07/24 5:00 | - | 68.5 | - | 69.8 | - | - | 68.5 |
| 07/07/24 6:00 | 15 | 76.4 | 76.0 | 68.9 | - | - | 76.4 |
| | 105 | 69.6 | 68.3 | 64.7 | 66.8 | 69.6 | 71.9 |

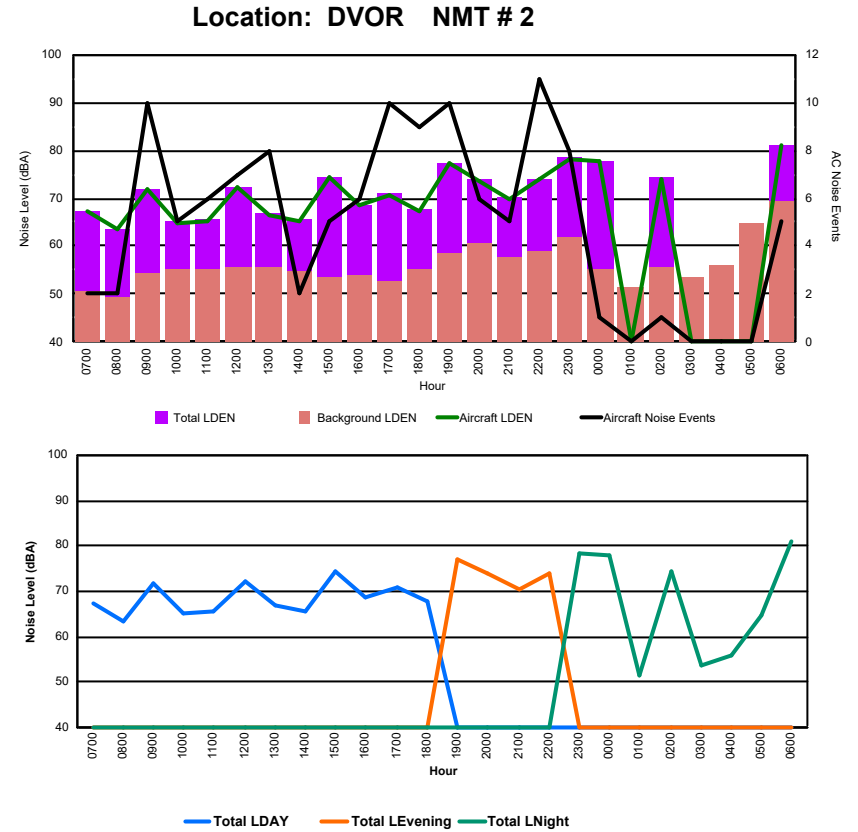




Luxembourg Airport Noise Distribution by Hour

Between 07/07/2024 00:00:00 and 07/07/2024 23:59:59 (Local Time)

| Day | Aircraft Events | Total LDEN dB (A) | Aircraft LDEN dB(A) | Background LDEN dB(A) | Total LDay dB(A) | Total LEvening dB(A) | Total LNight dB (A) |
|----------------|-----------------|-------------------|---------------------|-----------------------|------------------|----------------------|---------------------|
| 07/07/24 7:00 | 2 | 67.5 | 67.4 | 50.8 | 67.5 | - | - |
| 07/07/24 8:00 | 2 | 63.6 | 63.4 | 49.3 | 63.6 | - | - |
| 07/07/24 9:00 | 10 | 71.8 | 71.7 | 54.2 | 71.8 | - | - |
| 07/07/24 10:00 | 5 | 65.1 | 64.7 | 55.2 | 65.1 | - | - |
| 07/07/24 11:00 | 6 | 65.8 | 65.4 | 55.1 | 65.8 | - | - |
| 07/07/24 12:00 | 7 | 72.3 | 72.3 | 55.7 | 72.3 | - | - |
| 07/07/24 13:00 | 8 | 66.9 | 66.6 | 55.6 | 66.9 | - | - |
| 07/07/24 14:00 | 2 | 65.7 | 65.3 | 54.9 | 65.7 | - | - |
| 07/07/24 15:00 | 5 | 74.2 | 74.2 | 53.5 | 74.2 | - | - |
| 07/07/24 16:00 | 6 | 68.6 | 68.5 | 53.8 | 68.6 | - | - |
| 07/07/24 17:00 | 10 | 70.9 | 70.8 | 52.5 | 70.9 | - | - |
| 07/07/24 18:00 | 9 | 67.6 | 67.3 | 55.3 | 67.6 | - | - |
| 07/07/24 19:00 | 10 | 77.1 | 77.1 | 58.4 | - | 77.1 | - |
| 07/07/24 20:00 | 6 | 73.9 | 73.7 | 60.6 | - | 73.9 | - |
| 07/07/24 21:00 | 5 | 70.3 | 70.0 | 57.5 | - | 70.3 | - |
| 07/07/24 22:00 | 11 | 74.1 | 73.9 | 59.1 | - | 74.1 | - |
| 07/07/24 23:00 | 8 | 78.4 | 78.3 | 61.7 | - | - | 78.4 |
| 08/07/24 0:00 | 1 | 77.9 | 77.9 | 55.2 | - | - | 77.9 |
| 08/07/24 1:00 | - | 51.4 | - | 51.4 | - | - | 51.4 |
| 08/07/24 2:00 | 1 | 74.2 | 74.1 | 55.8 | - | - | 74.2 |
| 08/07/24 3:00 | - | 53.6 | - | 53.6 | - | - | 53.6 |
| 08/07/24 4:00 | - | 56.1 | - | 56.1 | - | - | 56.1 |
| 08/07/24 5:00 | - | 64.9 | - | 64.9 | - | - | 64.9 |
| 08/07/24 6:00 | 5 | 81.2 | 81.0 | 69.3 | - | - | 81.2 |
| | 119 | 73.3 | 73.1 | 59.4 | 69.5 | 74.5 | 75.6 |

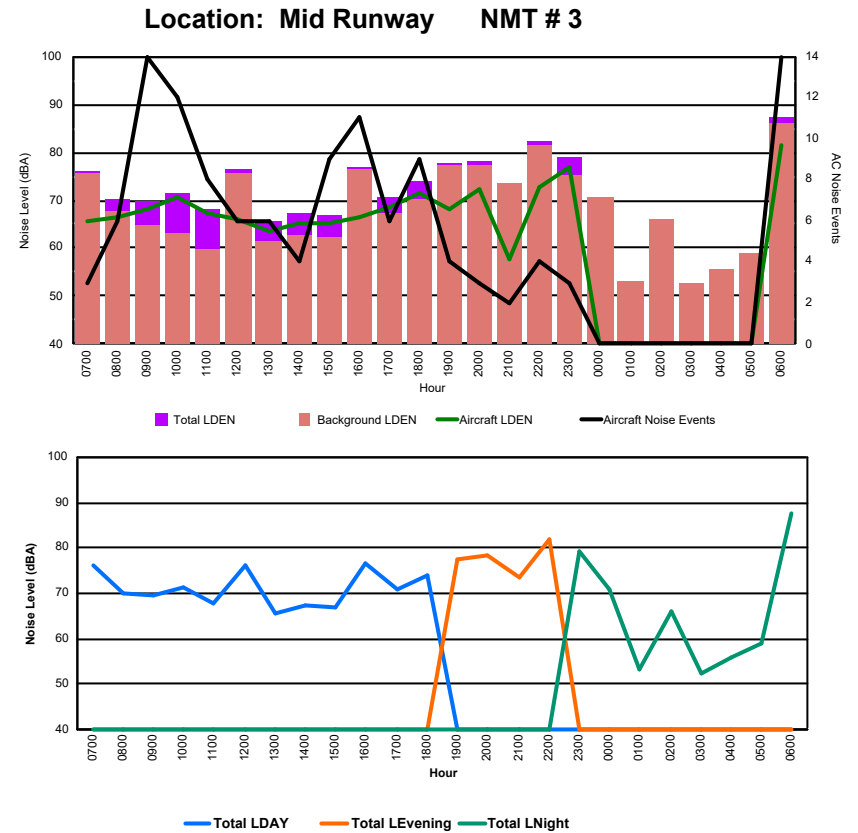




Luxembourg Airport Noise Distribution by Hour

Between 07/07/2024 00:00:00 and 07/07/2024 23:59:59 (Local Time)

| Day | Aircraft Events | Total LDEN dB (A) | Aircraft LDEN dB(A) | Background LDEN dB(A) | Total LDay dB(A) | Total LEvening dB(A) | Total LNight dB (A) | |
|----------|-----------------|-------------------|---------------------|-----------------------|------------------|----------------------|---------------------|------|
| 07/07/24 | 7:00 | 3 | 76.0 | 65.6 | 75.6 | 76.0 | - | - |
| 07/07/24 | 8:00 | 6 | 70.2 | 66.6 | 67.9 | 70.2 | - | - |
| 07/07/24 | 9:00 | 14 | 69.6 | 68.0 | 64.7 | 69.6 | - | - |
| 07/07/24 | 10:00 | 12 | 71.4 | 70.7 | 63.2 | 71.4 | - | - |
| 07/07/24 | 11:00 | 8 | 68.0 | 67.4 | 59.8 | 68.0 | - | - |
| 07/07/24 | 12:00 | 6 | 76.3 | 66.2 | 75.8 | 76.3 | - | - |
| 07/07/24 | 13:00 | 6 | 65.6 | 63.7 | 61.3 | 65.6 | - | - |
| 07/07/24 | 14:00 | 4 | 67.3 | 65.2 | 62.8 | 67.3 | - | - |
| 07/07/24 | 15:00 | 9 | 66.9 | 65.1 | 62.5 | 66.9 | - | - |
| 07/07/24 | 16:00 | 11 | 76.8 | 66.3 | 76.3 | 76.8 | - | - |
| 07/07/24 | 17:00 | 6 | 70.8 | 68.4 | 67.2 | 70.8 | - | - |
| 07/07/24 | 18:00 | 9 | 73.8 | 71.4 | 70.2 | 73.8 | - | - |
| 07/07/24 | 19:00 | 4 | 77.6 | 68.0 | 77.1 | - | 77.6 | - |
| 07/07/24 | 20:00 | 3 | 78.3 | 72.3 | 77.1 | - | 78.3 | - |
| 07/07/24 | 21:00 | 2 | 73.5 | 57.7 | 73.4 | - | 73.5 | - |
| 07/07/24 | 22:00 | 4 | 82.1 | 72.9 | 81.5 | - | 82.1 | - |
| 07/07/24 | 23:00 | 3 | 79.1 | 76.8 | 75.1 | - | - | 79.1 |
| 08/07/24 | 0:00 | - | 70.7 | - | 70.7 | - | - | 70.7 |
| 08/07/24 | 1:00 | - | 53.2 | - | 53.2 | - | - | 53.2 |
| 08/07/24 | 2:00 | - | 65.9 | - | 65.9 | - | - | 65.9 |
| 08/07/24 | 3:00 | - | 52.5 | - | 52.5 | - | - | 52.5 |
| 08/07/24 | 4:00 | - | 55.7 | - | 55.7 | - | - | 55.7 |
| 08/07/24 | 5:00 | - | 59.0 | - | 59.0 | - | - | 59.0 |
| 08/07/24 | 6:00 | 14 | 87.5 | 81.6 | 86.2 | - | - | 87.5 |
| | 124 | 77.0 | 71.0 | 75.7 | 72.6 | 78.9 | 79.2 | |

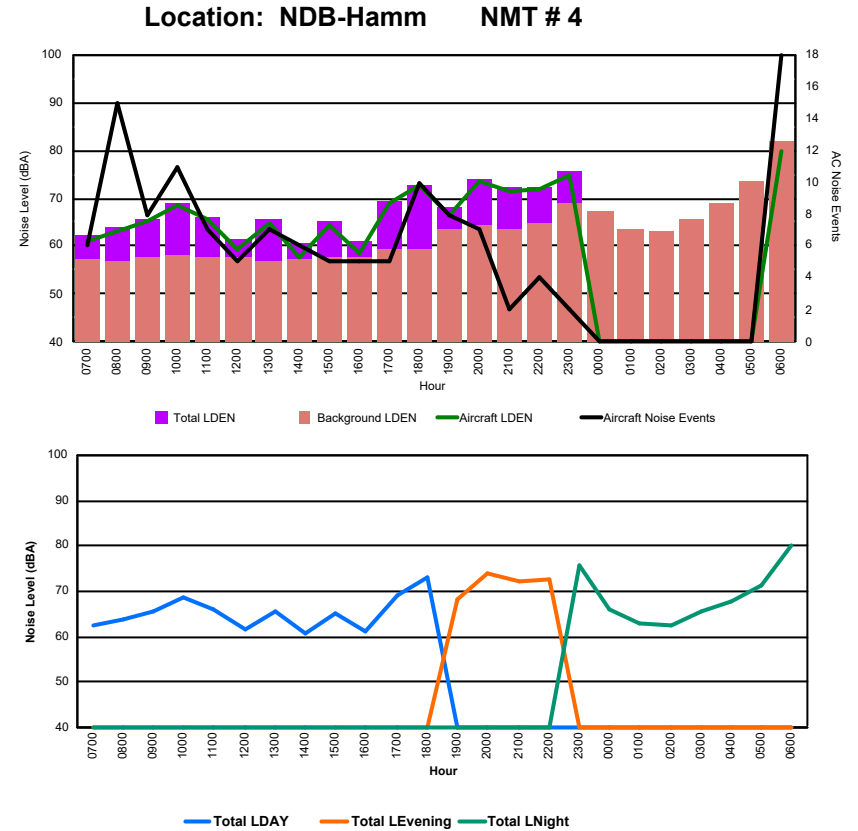




Luxembourg Airport Noise Distribution by Hour

Between 07/07/2024 00:00:00 and 07/07/2024 23:59:59 (Local Time)

| Day | Aircraft Events | Total LDEN dB(A) | Aircraft LDEN dB(A) | Background LDEN dB(A) | Total LDay dB(A) | Total LEvening dB(A) | Total LNight dB(A) |
|----------------|-----------------|------------------|---------------------|-----------------------|------------------|----------------------|--------------------|
| 07/07/24 7:00 | 6 | 62.5 | 61.2 | 57.2 | 62.5 | - | - |
| 07/07/24 8:00 | 15 | 63.9 | 63.2 | 56.8 | 63.9 | - | - |
| 07/07/24 9:00 | 8 | 65.8 | 65.1 | 57.6 | 65.8 | - | - |
| 07/07/24 10:00 | 11 | 68.8 | 68.4 | 58.0 | 68.8 | - | - |
| 07/07/24 11:00 | 7 | 66.1 | 65.5 | 57.6 | 66.1 | - | - |
| 07/07/24 12:00 | 5 | 61.5 | 59.4 | 57.6 | 61.5 | - | - |
| 07/07/24 13:00 | 7 | 65.5 | 64.9 | 56.9 | 65.5 | - | - |
| 07/07/24 14:00 | 6 | 60.6 | 57.8 | 57.4 | 60.6 | - | - |
| 07/07/24 15:00 | 5 | 65.1 | 64.2 | 57.9 | 65.1 | - | - |
| 07/07/24 16:00 | 5 | 61.0 | 58.6 | 57.5 | 61.0 | - | - |
| 07/07/24 17:00 | 5 | 69.2 | 68.8 | 59.3 | 69.2 | - | - |
| 07/07/24 18:00 | 10 | 72.9 | 72.8 | 59.4 | 72.9 | - | - |
| 07/07/24 19:00 | 8 | 68.2 | 66.4 | 63.7 | - | 68.2 | - |
| 07/07/24 20:00 | 7 | 73.9 | 73.4 | 64.3 | - | 73.9 | - |
| 07/07/24 21:00 | 2 | 72.2 | 71.6 | 63.4 | - | 72.2 | - |
| 07/07/24 22:00 | 4 | 72.5 | 71.8 | 64.8 | - | 72.5 | - |
| 07/07/24 23:00 | 2 | 75.6 | 74.6 | 68.9 | - | - | 75.6 |
| 08/07/24 0:00 | - | 65.9 | - | 67.1 | - | - | 65.9 |
| 08/07/24 1:00 | - | 62.8 | - | 63.4 | - | - | 62.8 |
| 08/07/24 2:00 | - | 62.6 | - | 63.2 | - | - | 62.6 |
| 08/07/24 3:00 | - | 65.4 | - | 65.6 | - | - | 65.4 |
| 08/07/24 4:00 | - | 68.0 | - | 69.0 | - | - | 68.0 |
| 08/07/24 5:00 | - | 71.5 | - | 73.5 | - | - | 71.5 |
| 08/07/24 6:00 | 18 | 80.1 | 79.7 | 81.8 | - | - | 80.1 |
| | 131 | 70.9 | 69.8 | 69.6 | 66.9 | 72.1 | 73.3 |



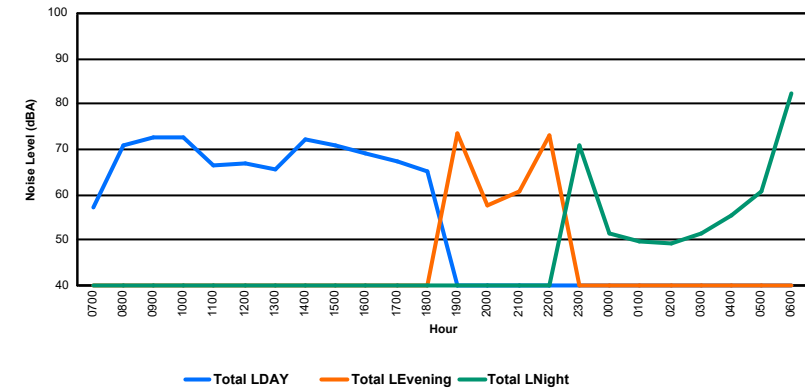
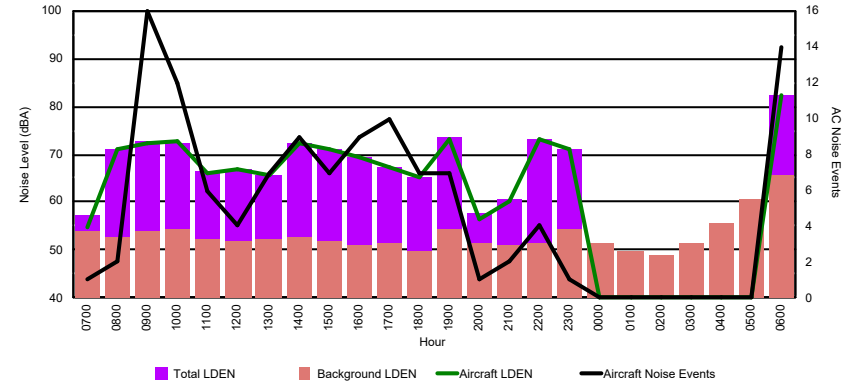


Luxembourg Airport Noise Distribution by Hour

Between 08/07/2024 00:00:00 and 08/07/2024 23:59:59 (Local Time)

| Day | Aircraft Events | Total LDEN dB (A) | Aircraft LDEN dB(A) | Background LDEN dB(A) | Total LDay dB(A) | Total LEvening dB(A) | Total LNight dB (A) |
|----------------|-----------------|-------------------|---------------------|-----------------------|------------------|----------------------|---------------------|
| 08/07/24 7:00 | 1 | 57.4 | 54.9 | 53.9 | 57.4 | - | - |
| 08/07/24 8:00 | 2 | 71.0 | 71.0 | 52.7 | 71.0 | - | - |
| 08/07/24 9:00 | 16 | 72.6 | 72.4 | 54.0 | 72.6 | - | - |
| 08/07/24 10:00 | 12 | 72.5 | 72.6 | 54.5 | 72.5 | - | - |
| 08/07/24 11:00 | 6 | 66.4 | 66.2 | 52.4 | 66.4 | - | - |
| 08/07/24 12:00 | 4 | 66.9 | 66.7 | 51.8 | 66.9 | - | - |
| 08/07/24 13:00 | 7 | 65.8 | 65.6 | 52.1 | 65.8 | - | - |
| 08/07/24 14:00 | 9 | 72.3 | 72.2 | 52.6 | 72.3 | - | - |
| 08/07/24 15:00 | 7 | 70.9 | 70.9 | 51.8 | 70.9 | - | - |
| 08/07/24 16:00 | 9 | 69.2 | 69.2 | 50.9 | 69.2 | - | - |
| 08/07/24 17:00 | 10 | 67.5 | 67.4 | 51.5 | 67.5 | - | - |
| 08/07/24 18:00 | 7 | 65.1 | 65.0 | 49.8 | 65.1 | - | - |
| 08/07/24 19:00 | 7 | 73.4 | 73.3 | 54.4 | - | 73.4 | - |
| 08/07/24 20:00 | 1 | 57.5 | 56.3 | 51.4 | - | 57.5 | - |
| 08/07/24 21:00 | 2 | 60.8 | 60.3 | 51.2 | - | 60.8 | - |
| 08/07/24 22:00 | 4 | 73.1 | 73.1 | 51.4 | - | 73.1 | - |
| 08/07/24 23:00 | 1 | 71.1 | 71.0 | 54.3 | - | - | 71.1 |
| 09/07/24 0:00 | - | 51.3 | - | 51.3 | - | - | 51.3 |
| 09/07/24 1:00 | - | 49.6 | - | 49.6 | - | - | 49.6 |
| 09/07/24 2:00 | - | 49.1 | - | 49.1 | - | - | 49.1 |
| 09/07/24 3:00 | - | 51.5 | - | 51.5 | - | - | 51.5 |
| 09/07/24 4:00 | - | 55.6 | - | 55.6 | - | - | 55.6 |
| 09/07/24 5:00 | - | 60.6 | - | 60.6 | - | - | 60.6 |
| 09/07/24 6:00 | 14 | 82.4 | 82.4 | 65.6 | - | - | 82.4 |
| | 119 | 71.5 | 71.5 | 55.6 | 69.6 | 70.4 | 73.7 |

Location: DVOR NMT # 2

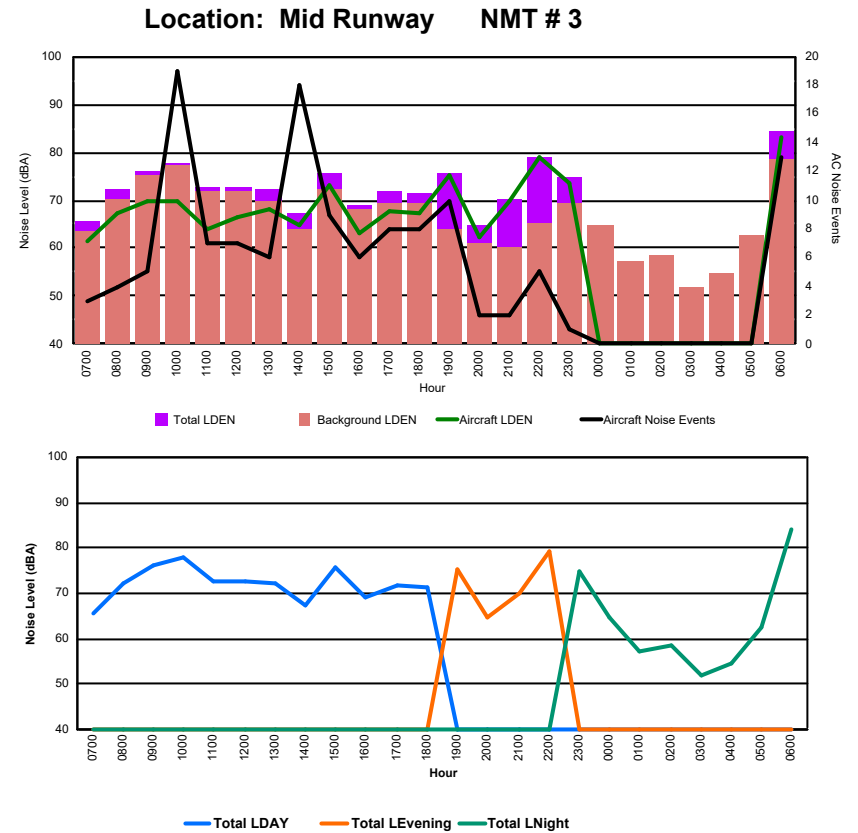




Luxembourg Airport Noise Distribution by Hour

Between 08/07/2024 00:00:00 and 08/07/2024 23:59:59 (Local Time)

| Day | Aircraft Events | Total LDEN dB(A) | Aircraft LDEN dB(A) | Background LDEN dB(A) | Total LDay dB(A) | Total LEvening dB(A) | Total LNight dB(A) | |
|----------|-----------------|------------------|---------------------|-----------------------|------------------|----------------------|--------------------|------|
| 08/07/24 | 7:00 | 3 | 65.5 | 61.4 | 63.4 | 65.5 | - | - |
| 08/07/24 | 8:00 | 4 | 72.2 | 67.5 | 70.4 | 72.2 | - | - |
| 08/07/24 | 9:00 | 5 | 76.2 | 69.7 | 75.1 | 76.2 | - | - |
| 08/07/24 | 10:00 | 19 | 77.9 | 69.6 | 77.1 | 77.9 | - | - |
| 08/07/24 | 11:00 | 7 | 72.6 | 63.8 | 72.0 | 72.6 | - | - |
| 08/07/24 | 12:00 | 7 | 72.8 | 66.5 | 71.7 | 72.8 | - | - |
| 08/07/24 | 13:00 | 6 | 72.2 | 68.3 | 70.0 | 72.2 | - | - |
| 08/07/24 | 14:00 | 18 | 67.2 | 64.7 | 63.8 | 67.2 | - | - |
| 08/07/24 | 15:00 | 9 | 75.8 | 73.3 | 72.2 | 75.8 | - | - |
| 08/07/24 | 16:00 | 6 | 69.1 | 63.0 | 68.0 | 69.1 | - | - |
| 08/07/24 | 17:00 | 8 | 71.8 | 67.9 | 69.5 | 71.8 | - | - |
| 08/07/24 | 18:00 | 8 | 71.5 | 67.4 | 69.4 | 71.5 | - | - |
| 08/07/24 | 19:00 | 10 | 75.5 | 75.2 | 64.0 | - | 75.5 | - |
| 08/07/24 | 20:00 | 2 | 64.7 | 62.2 | 61.0 | - | 64.7 | - |
| 08/07/24 | 21:00 | 2 | 70.1 | 69.6 | 60.3 | - | 70.1 | - |
| 08/07/24 | 22:00 | 5 | 79.1 | 78.9 | 65.4 | - | 79.1 | - |
| 08/07/24 | 23:00 | 1 | 75.0 | 73.7 | 69.2 | - | - | 75.0 |
| 09/07/24 | 0:00 | - | 64.7 | - | 64.8 | - | - | 64.7 |
| 09/07/24 | 1:00 | - | 57.0 | - | 57.1 | - | - | 57.0 |
| 09/07/24 | 2:00 | - | 58.4 | - | 58.6 | - | - | 58.4 |
| 09/07/24 | 3:00 | - | 51.7 | - | 51.7 | - | - | 51.7 |
| 09/07/24 | 4:00 | - | 54.7 | - | 54.7 | - | - | 54.7 |
| 09/07/24 | 5:00 | - | 62.5 | - | 62.6 | - | - | 62.5 |
| 09/07/24 | 6:00 | 13 | 84.3 | 83.0 | 78.7 | - | - | 84.3 |
| | 133 | 74.6 | 72.4 | 70.6 | 73.3 | 75.1 | 75.8 | |

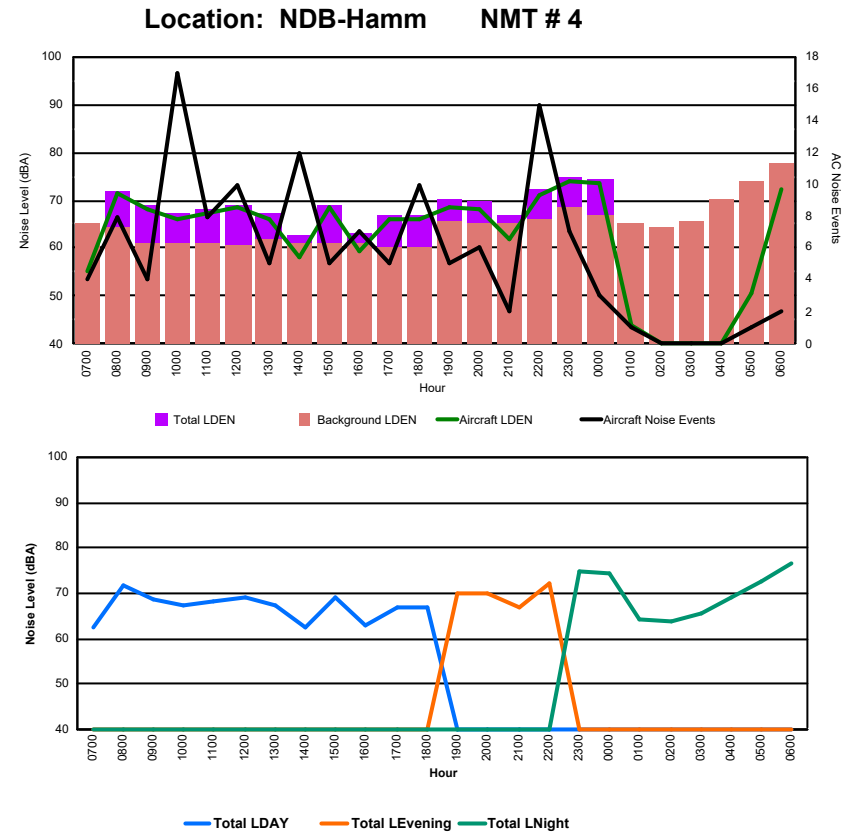




Luxembourg Airport Noise Distribution by Hour

Between 08/07/2024 00:00:00 and 08/07/2024 23:59:59 (Local Time)

| Day | Aircraft Events | Total LDEN dB (A) | Aircraft LDEN dB(A) | Background LDEN dB(A) | Total LDay dB(A) | Total LEvening dB(A) | Total LNight dB (A) |
|----------------|-----------------|-------------------|---------------------|-----------------------|------------------|----------------------|---------------------|
| 08/07/24 7:00 | 4 | 62.5 | 55.3 | 65.0 | 62.5 | - | - |
| 08/07/24 8:00 | 8 | 71.8 | 71.5 | 64.3 | 71.8 | - | - |
| 08/07/24 9:00 | 4 | 68.9 | 68.2 | 61.2 | 68.9 | - | - |
| 08/07/24 10:00 | 17 | 67.2 | 66.2 | 60.9 | 67.2 | - | - |
| 08/07/24 11:00 | 8 | 68.3 | 67.4 | 61.0 | 68.3 | - | - |
| 08/07/24 12:00 | 10 | 69.0 | 68.4 | 60.7 | 69.0 | - | - |
| 08/07/24 13:00 | 5 | 67.5 | 66.2 | 61.7 | 67.5 | - | - |
| 08/07/24 14:00 | 12 | 62.7 | 58.1 | 61.1 | 62.7 | - | - |
| 08/07/24 15:00 | 5 | 69.1 | 68.5 | 61.1 | 69.1 | - | - |
| 08/07/24 16:00 | 7 | 63.1 | 59.4 | 60.9 | 63.1 | - | - |
| 08/07/24 17:00 | 5 | 67.0 | 66.1 | 60.0 | 67.0 | - | - |
| 08/07/24 18:00 | 10 | 67.0 | 66.0 | 60.4 | 67.0 | - | - |
| 08/07/24 19:00 | 5 | 70.2 | 68.4 | 65.6 | - | 70.2 | - |
| 08/07/24 20:00 | 6 | 69.8 | 68.1 | 65.1 | - | 69.8 | - |
| 08/07/24 21:00 | 2 | 66.9 | 62.0 | 65.3 | - | 66.9 | - |
| 08/07/24 22:00 | 15 | 72.1 | 71.1 | 66.2 | - | 72.1 | - |
| 08/07/24 23:00 | 7 | 74.9 | 73.8 | 68.5 | - | - | 74.9 |
| 09/07/24 0:00 | 3 | 74.3 | 73.6 | 67.0 | - | - | 74.3 |
| 09/07/24 1:00 | 1 | 64.4 | 43.8 | 65.1 | - | - | 64.4 |
| 09/07/24 2:00 | - | 63.8 | - | 64.4 | - | - | 63.8 |
| 09/07/24 3:00 | - | 65.5 | - | 65.8 | - | - | 65.5 |
| 09/07/24 4:00 | - | 69.1 | - | 70.4 | - | - | 69.1 |
| 09/07/24 5:00 | 1 | 72.5 | 50.5 | 74.0 | - | - | 72.5 |
| 09/07/24 6:00 | 2 | 76.5 | 72.3 | 77.6 | - | - | 76.5 |
| | 137 | 70.2 | 68.0 | 67.9 | 67.8 | 70.1 | 72.3 |



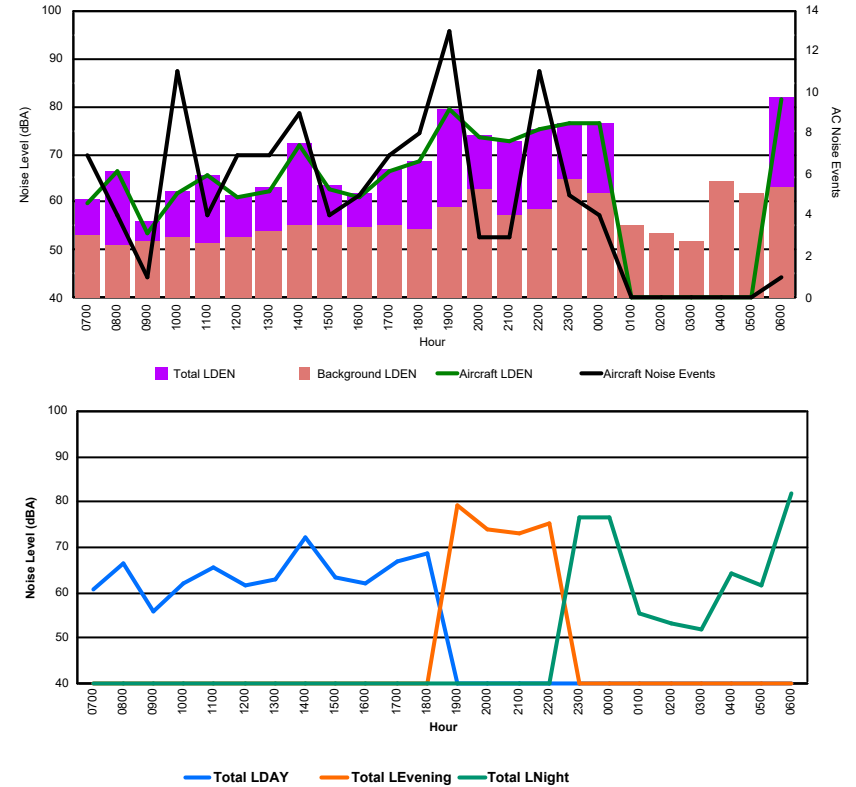


Luxembourg Airport Noise Distribution by Hour

Between 09/07/2024 00:00:00 and 09/07/2024 23:59:59 (Local Time)

| Day | Aircraft Events | Total LDEN dB(A) | Aircraft LDEN dB(A) | Background LDEN dB(A) | Total LDay dB(A) | Total LEvening dB(A) | Total LNight dB(A) |
|----------------|-----------------|------------------|---------------------|-----------------------|------------------|----------------------|--------------------|
| 09/07/24 7:00 | 7 | 60.7 | 59.9 | 53.2 | 60.7 | - | - |
| 09/07/24 8:00 | 4 | 66.6 | 66.5 | 51.0 | 66.6 | - | - |
| 09/07/24 9:00 | 1 | 55.9 | 53.7 | 51.7 | 55.9 | - | - |
| 09/07/24 10:00 | 11 | 62.2 | 61.7 | 52.7 | 62.2 | - | - |
| 09/07/24 11:00 | 4 | 65.7 | 65.5 | 51.6 | 65.7 | - | - |
| 09/07/24 12:00 | 7 | 61.6 | 61.0 | 52.6 | 61.6 | - | - |
| 09/07/24 13:00 | 7 | 63.0 | 62.5 | 54.0 | 63.0 | - | - |
| 09/07/24 14:00 | 9 | 72.1 | 72.0 | 55.2 | 72.1 | - | - |
| 09/07/24 15:00 | 4 | 63.6 | 62.9 | 55.1 | 63.6 | - | - |
| 09/07/24 16:00 | 5 | 62.0 | 61.2 | 54.6 | 62.0 | - | - |
| 09/07/24 17:00 | 7 | 66.7 | 66.4 | 55.2 | 66.7 | - | - |
| 09/07/24 18:00 | 8 | 68.7 | 68.6 | 54.3 | 68.7 | - | - |
| 09/07/24 19:00 | 13 | 79.3 | 79.2 | 59.1 | - | 79.3 | - |
| 09/07/24 20:00 | 3 | 73.9 | 73.5 | 62.8 | - | 73.9 | - |
| 09/07/24 21:00 | 3 | 72.9 | 72.8 | 57.3 | - | 72.9 | - |
| 09/07/24 22:00 | 11 | 75.3 | 75.2 | 58.4 | - | 75.3 | - |
| 09/07/24 23:00 | 5 | 76.6 | 76.4 | 64.7 | - | - | 76.6 |
| 10/07/24 0:00 | 4 | 76.5 | 76.4 | 62.0 | - | - | 76.5 |
| 10/07/24 1:00 | - | 55.3 | - | 55.3 | - | - | 55.3 |
| 10/07/24 2:00 | - | 53.4 | - | 53.4 | - | - | 53.4 |
| 10/07/24 3:00 | - | 52.0 | - | 52.0 | - | - | 52.0 |
| 10/07/24 4:00 | - | 64.3 | - | 64.5 | - | - | 64.3 |
| 10/07/24 5:00 | - | 61.7 | - | 61.7 | - | - | 61.7 |
| 10/07/24 6:00 | 1 | 81.7 | 81.6 | 63.1 | - | - | 81.7 |
| | 114 | 72.8 | 72.6 | 58.8 | 65.9 | 76.1 | 74.8 |

Location: DVOR NMT # 2

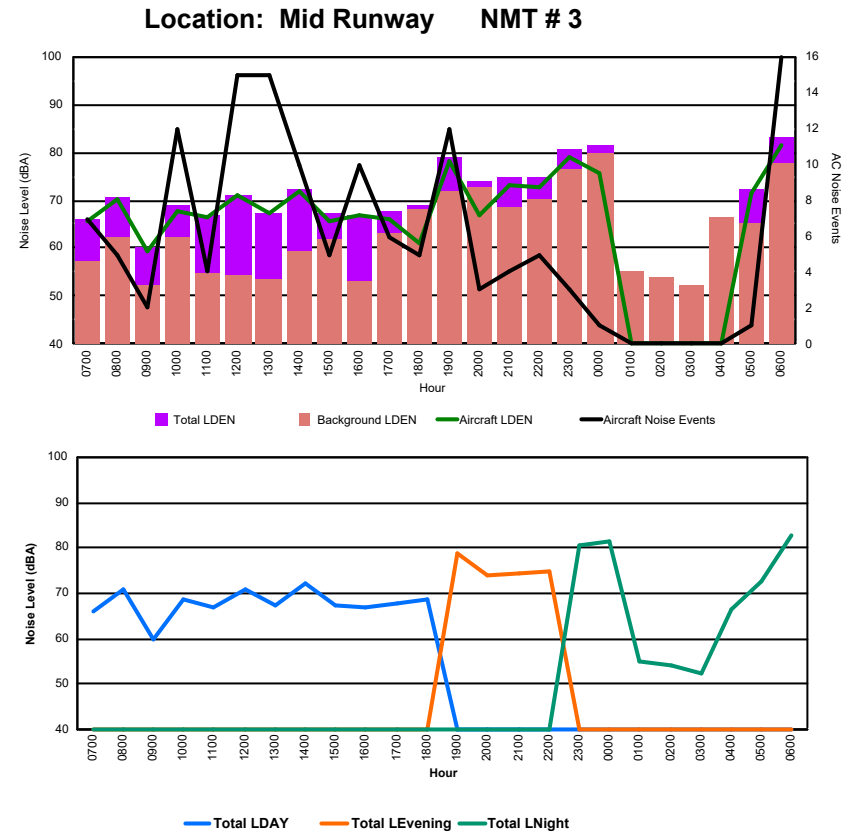




Luxembourg Airport Noise Distribution by Hour

Between 09/07/2024 00:00:00 and 09/07/2024 23:59:59 (Local Time)

| Day | Aircraft Events | Total LDEN dB(A) | Aircraft LDEN dB(A) | Background LDEN dB(A) | Total LDay dB(A) | Total LEvening dB(A) | Total LNight dB(A) |
|----------------|-----------------|------------------|---------------------|-----------------------|------------------|----------------------|--------------------|
| 09/07/24 7:00 | 7 | 66.2 | 65.6 | 57.3 | 66.2 | - | - |
| 09/07/24 8:00 | 5 | 70.8 | 70.1 | 62.5 | 70.8 | - | - |
| 09/07/24 9:00 | 2 | 60.0 | 59.2 | 52.4 | 60.0 | - | - |
| 09/07/24 10:00 | 12 | 68.9 | 67.9 | 62.1 | 68.9 | - | - |
| 09/07/24 11:00 | 4 | 66.7 | 66.5 | 54.6 | 66.7 | - | - |
| 09/07/24 12:00 | 15 | 71.0 | 70.9 | 54.4 | 71.0 | - | - |
| 09/07/24 13:00 | 15 | 67.2 | 67.1 | 53.7 | 67.2 | - | - |
| 09/07/24 14:00 | 10 | 72.3 | 72.0 | 59.5 | 72.3 | - | - |
| 09/07/24 15:00 | 5 | 67.3 | 65.8 | 62.0 | 67.3 | - | - |
| 09/07/24 16:00 | 10 | 66.9 | 66.8 | 53.1 | 66.9 | - | - |
| 09/07/24 17:00 | 6 | 67.7 | 65.9 | 63.2 | 67.7 | - | - |
| 09/07/24 18:00 | 5 | 68.8 | 61.2 | 68.0 | 68.8 | - | - |
| 09/07/24 19:00 | 12 | 79.0 | 78.1 | 72.0 | - | 79.0 | - |
| 09/07/24 20:00 | 3 | 73.8 | 66.9 | 72.8 | - | 73.8 | - |
| 09/07/24 21:00 | 4 | 74.6 | 73.3 | 68.7 | - | 74.6 | - |
| 09/07/24 22:00 | 5 | 74.8 | 72.9 | 70.4 | - | 74.8 | - |
| 09/07/24 23:00 | 3 | 80.8 | 78.8 | 76.5 | - | - | 80.8 |
| 10/07/24 0:00 | 1 | 81.3 | 75.8 | 79.9 | - | - | 81.3 |
| 10/07/24 1:00 | - | 55.1 | - | 55.1 | - | - | 55.1 |
| 10/07/24 2:00 | - | 54.1 | - | 54.1 | - | - | 54.1 |
| 10/07/24 3:00 | - | 52.4 | - | 52.4 | - | - | 52.4 |
| 10/07/24 4:00 | - | 66.4 | - | 66.6 | - | - | 66.4 |
| 10/07/24 5:00 | 1 | 72.5 | 71.6 | 65.0 | - | - | 72.5 |
| 10/07/24 6:00 | 16 | 83.0 | 81.6 | 77.9 | - | - | 83.0 |
| | 141 | 74.8 | 72.8 | 70.7 | 68.7 | 76.1 | 77.8 |

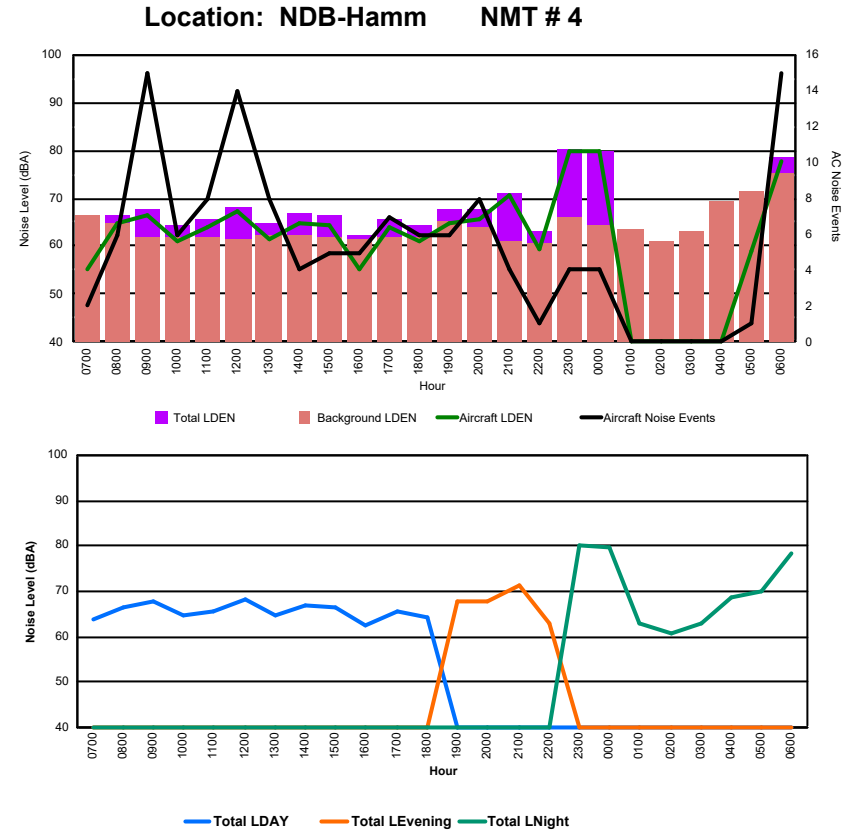




Luxembourg Airport Noise Distribution by Hour

Between 09/07/2024 00:00:00 and 09/07/2024 23:59:59 (Local Time)

| Day | Aircraft Events | Total LDEN dB(A) | Aircraft LDEN dB(A) | Background LDEN dB(A) | Total LDay dB(A) | Total LEvening dB(A) | Total LNight dB(A) |
|----------------|-----------------|------------------|---------------------|-----------------------|------------------|----------------------|--------------------|
| 09/07/24 7:00 | 2 | 63.8 | 55.1 | 66.3 | 63.8 | - | - |
| 09/07/24 8:00 | 6 | 66.4 | 64.7 | 64.9 | 66.4 | - | - |
| 09/07/24 9:00 | 15 | 67.7 | 66.5 | 62.0 | 67.7 | - | - |
| 09/07/24 10:00 | 6 | 64.5 | 61.2 | 62.0 | 64.5 | - | - |
| 09/07/24 11:00 | 8 | 65.8 | 63.8 | 61.7 | 65.8 | - | - |
| 09/07/24 12:00 | 14 | 68.1 | 67.1 | 61.6 | 68.1 | - | - |
| 09/07/24 13:00 | 8 | 64.9 | 61.6 | 62.3 | 64.9 | - | - |
| 09/07/24 14:00 | 4 | 66.7 | 64.8 | 62.4 | 66.7 | - | - |
| 09/07/24 15:00 | 5 | 66.3 | 64.5 | 61.7 | 66.3 | - | - |
| 09/07/24 16:00 | 5 | 62.4 | 55.3 | 61.6 | 62.4 | - | - |
| 09/07/24 17:00 | 7 | 65.8 | 63.8 | 61.7 | 65.8 | - | - |
| 09/07/24 18:00 | 6 | 64.2 | 60.9 | 61.7 | 64.2 | - | - |
| 09/07/24 19:00 | 6 | 67.9 | 64.7 | 65.3 | - | 67.9 | - |
| 09/07/24 20:00 | 8 | 67.8 | 65.7 | 63.9 | - | 67.8 | - |
| 09/07/24 21:00 | 4 | 71.2 | 70.8 | 61.1 | - | 71.2 | - |
| 09/07/24 22:00 | 1 | 63.0 | 59.3 | 60.5 | - | 63.0 | - |
| 09/07/24 23:00 | 4 | 80.1 | 80.0 | 66.0 | - | - | 80.1 |
| 10/07/24 0:00 | 4 | 79.9 | 79.8 | 64.3 | - | - | 79.9 |
| 10/07/24 1:00 | - | 62.9 | - | 63.5 | - | - | 62.9 |
| 10/07/24 2:00 | - | 60.6 | - | 60.9 | - | - | 60.6 |
| 10/07/24 3:00 | - | 63.0 | - | 63.0 | - | - | 63.0 |
| 10/07/24 4:00 | - | 68.7 | - | 69.4 | - | - | 68.7 |
| 10/07/24 5:00 | 1 | 70.2 | 59.1 | 71.3 | - | - | 70.2 |
| 10/07/24 6:00 | 15 | 78.5 | 77.8 | 75.1 | - | - | 78.5 |
| | 129 | 71.8 | 71.0 | 66.1 | 65.8 | 68.4 | 75.6 |

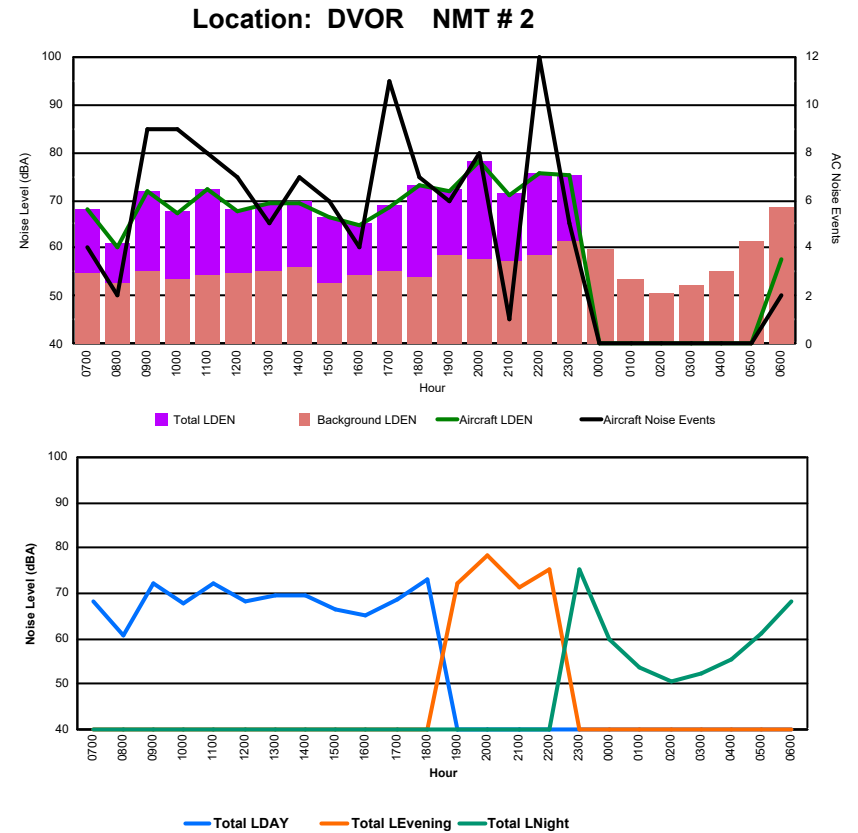




Luxembourg Airport Noise Distribution by Hour

Between 10/07/2024 00:00:00 and 10/07/2024 23:59:59 (Local Time)

| Day | Aircraft Events | Total LDEN dB (A) | Aircraft LDEN dB(A) | Background LDEN dB(A) | Total LDay dB(A) | Total LEvening dB(A) | Total LNight dB (A) |
|----------------|-----------------|-------------------|---------------------|-----------------------|------------------|----------------------|---------------------|
| 10/07/24 7:00 | 4 | 68.2 | 68.0 | 54.9 | 68.2 | - | - |
| 10/07/24 8:00 | 2 | 60.9 | 60.1 | 52.7 | 60.9 | - | - |
| 10/07/24 9:00 | 9 | 72.0 | 71.9 | 55.4 | 72.0 | - | - |
| 10/07/24 10:00 | 9 | 67.7 | 67.5 | 53.6 | 67.7 | - | - |
| 10/07/24 11:00 | 8 | 72.4 | 72.4 | 54.3 | 72.4 | - | - |
| 10/07/24 12:00 | 7 | 68.1 | 67.9 | 54.6 | 68.1 | - | - |
| 10/07/24 13:00 | 5 | 69.5 | 69.4 | 55.1 | 69.5 | - | - |
| 10/07/24 14:00 | 7 | 69.6 | 69.4 | 56.0 | 69.6 | - | - |
| 10/07/24 15:00 | 6 | 66.5 | 66.3 | 52.7 | 66.5 | - | - |
| 10/07/24 16:00 | 4 | 65.2 | 64.8 | 54.5 | 65.2 | - | - |
| 10/07/24 17:00 | 11 | 68.9 | 68.7 | 55.1 | 68.9 | - | - |
| 10/07/24 18:00 | 7 | 73.3 | 73.3 | 54.1 | 73.3 | - | - |
| 10/07/24 19:00 | 6 | 72.1 | 71.9 | 58.5 | - | 72.1 | - |
| 10/07/24 20:00 | 8 | 78.2 | 78.1 | 57.6 | - | 78.2 | - |
| 10/07/24 21:00 | 1 | 71.3 | 71.1 | 57.2 | - | 71.3 | - |
| 10/07/24 22:00 | 12 | 75.5 | 75.5 | 58.4 | - | 75.5 | - |
| 10/07/24 23:00 | 5 | 75.4 | 75.2 | 61.3 | - | - | 75.4 |
| 11/07/24 0:00 | - | 59.7 | - | 59.7 | - | - | 59.7 |
| 11/07/24 1:00 | - | 53.7 | - | 53.7 | - | - | 53.7 |
| 11/07/24 2:00 | - | 50.8 | - | 50.8 | - | - | 50.8 |
| 11/07/24 3:00 | - | 52.3 | - | 52.3 | - | - | 52.3 |
| 11/07/24 4:00 | - | 55.3 | - | 55.3 | - | - | 55.3 |
| 11/07/24 5:00 | - | 61.3 | - | 61.3 | - | - | 61.3 |
| 11/07/24 6:00 | 2 | 68.2 | 57.8 | 68.5 | - | - | 68.2 |
| | 113 | 70.7 | 70.5 | 58.6 | 69.6 | 75.2 | 67.4 |

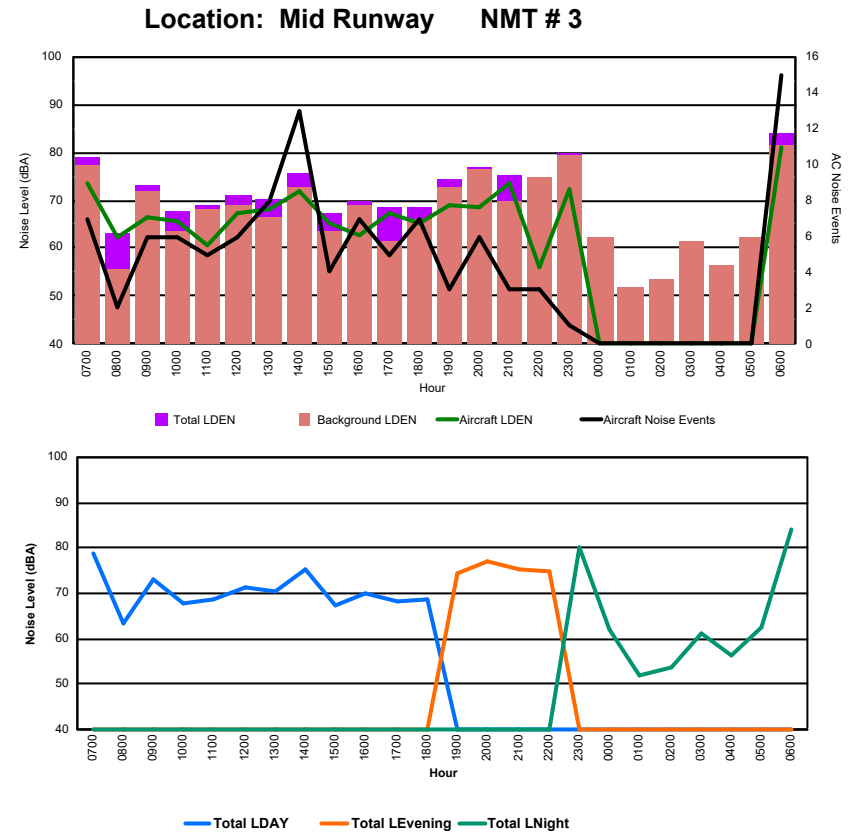




Luxembourg Airport Noise Distribution by Hour

Between 10/07/2024 00:00:00 and 10/07/2024 23:59:59 (Local Time)

| Day | Aircraft Events | Total LDEN dB (A) | Aircraft LDEN dB(A) | Background LDEN dB(A) | Total LDay dB(A) | Total LEvening dB(A) | Total LNight dB (A) |
|----------------|-----------------|-------------------|---------------------|-----------------------|------------------|----------------------|---------------------|
| 10/07/24 7:00 | 7 | 79.0 | 73.7 | 77.5 | 79.0 | - | - |
| 10/07/24 8:00 | 2 | 63.2 | 62.5 | 55.5 | 63.2 | - | - |
| 10/07/24 9:00 | 6 | 73.0 | 66.6 | 71.9 | 73.0 | - | - |
| 10/07/24 10:00 | 6 | 67.7 | 65.8 | 63.4 | 67.7 | - | - |
| 10/07/24 11:00 | 5 | 68.9 | 60.8 | 68.3 | 68.9 | - | - |
| 10/07/24 12:00 | 6 | 71.2 | 67.2 | 69.0 | 71.2 | - | - |
| 10/07/24 13:00 | 8 | 70.3 | 68.0 | 66.6 | 70.3 | - | - |
| 10/07/24 14:00 | 13 | 75.5 | 71.9 | 72.9 | 75.5 | - | - |
| 10/07/24 15:00 | 4 | 67.5 | 65.2 | 63.6 | 67.5 | - | - |
| 10/07/24 16:00 | 7 | 70.0 | 62.9 | 69.1 | 70.0 | - | - |
| 10/07/24 17:00 | 5 | 68.4 | 67.4 | 61.4 | 68.4 | - | - |
| 10/07/24 18:00 | 7 | 68.6 | 65.3 | 66.0 | 68.6 | - | - |
| 10/07/24 19:00 | 3 | 74.3 | 68.8 | 72.9 | - | 74.3 | - |
| 10/07/24 20:00 | 6 | 77.0 | 68.7 | 76.3 | - | 77.0 | - |
| 10/07/24 21:00 | 3 | 75.1 | 73.6 | 69.6 | - | 75.1 | - |
| 10/07/24 22:00 | 3 | 74.8 | 56.0 | 74.8 | - | 74.8 | - |
| 10/07/24 23:00 | 1 | 80.0 | 72.3 | 79.2 | - | - | 80.0 |
| 11/07/24 0:00 | - | 62.1 | - | 62.1 | - | - | 62.1 |
| 11/07/24 1:00 | - | 52.0 | - | 52.0 | - | - | 52.0 |
| 11/07/24 2:00 | - | 53.5 | - | 53.6 | - | - | 53.5 |
| 11/07/24 3:00 | - | 61.4 | - | 61.4 | - | - | 61.4 |
| 11/07/24 4:00 | - | 56.4 | - | 56.4 | - | - | 56.4 |
| 11/07/24 5:00 | - | 62.3 | - | 62.4 | - | - | 62.3 |
| 11/07/24 6:00 | 15 | 84.1 | 80.9 | 81.5 | - | - | 84.1 |
| | 107 | 74.7 | 70.3 | 72.8 | 72.3 | 75.4 | 76.6 |

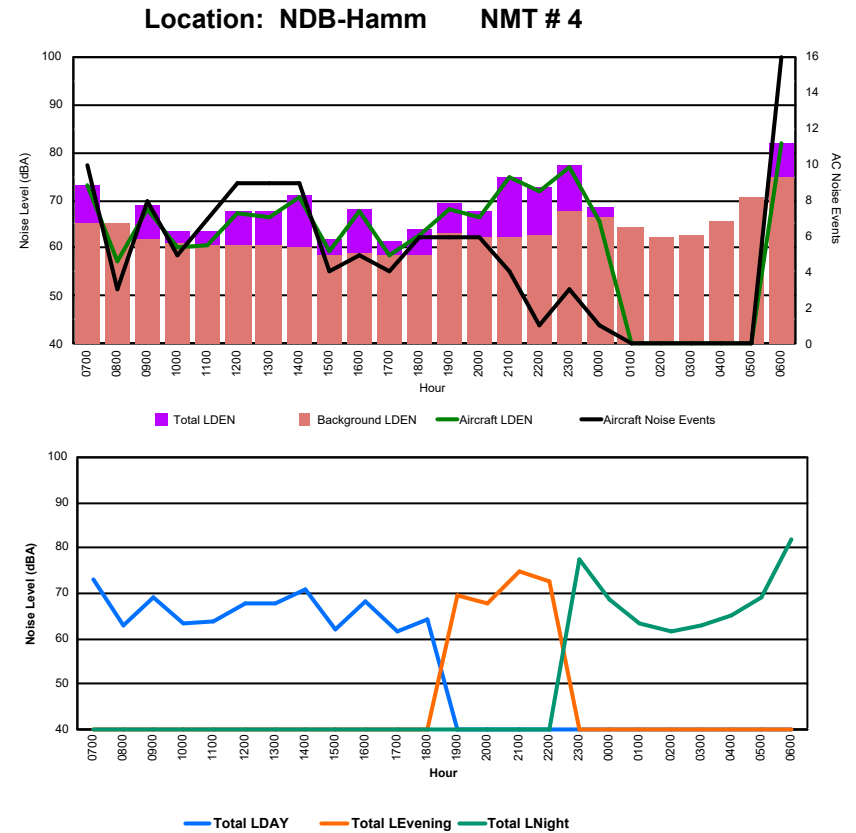




Luxembourg Airport Noise Distribution by Hour

Between 10/07/2024 00:00:00 and 10/07/2024 23:59:59 (Local Time)

| Day | Aircraft Events | Total LDEN dB(A) | Aircraft LDEN dB(A) | Background LDEN dB(A) | Total LDay dB(A) | Total LEvening dB(A) | Total LNight dB(A) |
|----------------|-----------------|------------------|---------------------|-----------------------|------------------|----------------------|--------------------|
| 10/07/24 7:00 | 10 | 73.3 | 73.1 | 65.4 | 73.3 | - | - |
| 10/07/24 8:00 | 3 | 63.0 | 57.2 | 65.0 | 63.0 | - | - |
| 10/07/24 9:00 | 8 | 69.0 | 68.1 | 61.9 | 69.0 | - | - |
| 10/07/24 10:00 | 5 | 63.4 | 60.0 | 61.0 | 63.4 | - | - |
| 10/07/24 11:00 | 7 | 63.7 | 60.8 | 60.7 | 63.7 | - | - |
| 10/07/24 12:00 | 9 | 67.9 | 67.1 | 60.7 | 67.9 | - | - |
| 10/07/24 13:00 | 9 | 67.6 | 66.6 | 60.8 | 67.6 | - | - |
| 10/07/24 14:00 | 9 | 71.0 | 70.7 | 60.1 | 71.0 | - | - |
| 10/07/24 15:00 | 4 | 62.0 | 59.5 | 58.6 | 62.0 | - | - |
| 10/07/24 16:00 | 5 | 68.2 | 67.7 | 58.9 | 68.2 | - | - |
| 10/07/24 17:00 | 4 | 61.5 | 58.5 | 58.6 | 61.5 | - | - |
| 10/07/24 18:00 | 6 | 64.1 | 62.7 | 58.7 | 64.1 | - | - |
| 10/07/24 19:00 | 6 | 69.4 | 68.3 | 63.2 | - | 69.4 | - |
| 10/07/24 20:00 | 6 | 67.7 | 66.4 | 62.1 | - | 67.7 | - |
| 10/07/24 21:00 | 4 | 74.9 | 74.7 | 62.3 | - | 74.9 | - |
| 10/07/24 22:00 | 1 | 72.6 | 72.0 | 62.9 | - | 72.6 | - |
| 10/07/24 23:00 | 3 | 77.4 | 77.0 | 67.7 | - | - | 77.4 |
| 11/07/24 0:00 | 1 | 68.5 | 65.5 | 66.5 | - | - | 68.5 |
| 11/07/24 1:00 | - | 63.4 | - | 64.2 | - | - | 63.4 |
| 11/07/24 2:00 | - | 61.8 | - | 62.2 | - | - | 61.8 |
| 11/07/24 3:00 | - | 62.8 | - | 62.9 | - | - | 62.8 |
| 11/07/24 4:00 | - | 65.3 | - | 65.6 | - | - | 65.3 |
| 11/07/24 5:00 | - | 69.1 | - | 70.5 | - | - | 69.1 |
| 11/07/24 6:00 | 16 | 81.9 | 81.7 | 74.8 | - | - | 81.9 |
| | 116 | 71.9 | 71.2 | 65.5 | 67.8 | 72.0 | 74.7 |



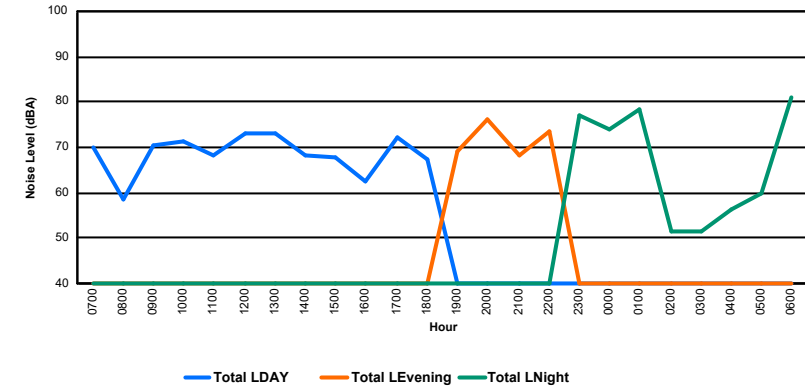
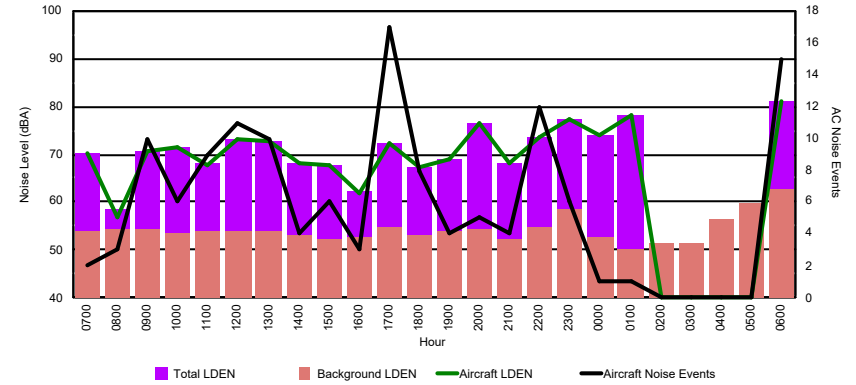


Luxembourg Airport Noise Distribution by Hour

Between 11/07/2024 00:00:00 and 11/07/2024 23:59:59 (Local Time)

| Day | Aircraft Events | Total LDEN dB (A) | Aircraft LDEN dB(A) | Background LDEN dB(A) | Total LDay dB(A) | Total LEvening dB(A) | Total LNight dB (A) |
|----------------|-----------------|-------------------|---------------------|-----------------------|------------------|----------------------|---------------------|
| 11/07/24 7:00 | 2 | 70.2 | 70.1 | 54.1 | 70.2 | - | - |
| 11/07/24 8:00 | 3 | 58.7 | 56.7 | 54.3 | 58.7 | - | - |
| 11/07/24 9:00 | 10 | 70.6 | 70.5 | 54.3 | 70.6 | - | - |
| 11/07/24 10:00 | 6 | 71.5 | 71.5 | 53.7 | 71.5 | - | - |
| 11/07/24 11:00 | 9 | 68.1 | 67.9 | 54.1 | 68.1 | - | - |
| 11/07/24 12:00 | 11 | 73.3 | 73.3 | 54.0 | 73.3 | - | - |
| 11/07/24 13:00 | 10 | 72.9 | 72.8 | 54.1 | 72.9 | - | - |
| 11/07/24 14:00 | 4 | 68.3 | 68.1 | 53.0 | 68.3 | - | - |
| 11/07/24 15:00 | 6 | 67.8 | 67.7 | 52.1 | 67.8 | - | - |
| 11/07/24 16:00 | 3 | 62.4 | 61.8 | 52.9 | 62.4 | - | - |
| 11/07/24 17:00 | 17 | 72.3 | 72.2 | 54.6 | 72.3 | - | - |
| 11/07/24 18:00 | 8 | 67.4 | 67.3 | 53.1 | 67.4 | - | - |
| 11/07/24 19:00 | 4 | 69.1 | 68.9 | 54.1 | - | 69.1 | - |
| 11/07/24 20:00 | 5 | 76.4 | 76.4 | 54.4 | - | 76.4 | - |
| 11/07/24 21:00 | 4 | 68.2 | 68.1 | 52.2 | - | 68.2 | - |
| 11/07/24 22:00 | 12 | 73.7 | 73.7 | 54.8 | - | 73.7 | - |
| 11/07/24 23:00 | 6 | 77.2 | 77.1 | 58.7 | - | - | 77.2 |
| 12/07/24 0:00 | 1 | 73.9 | 73.9 | 52.5 | - | - | 73.9 |
| 12/07/24 1:00 | 1 | 78.3 | 78.3 | 50.4 | - | - | 78.3 |
| 12/07/24 2:00 | - | 51.3 | - | 51.3 | - | - | 51.3 |
| 12/07/24 3:00 | - | 51.5 | - | 51.5 | - | - | 51.5 |
| 12/07/24 4:00 | - | 56.3 | - | 56.3 | - | - | 56.3 |
| 12/07/24 5:00 | - | 59.8 | - | 59.8 | - | - | 59.8 |
| 12/07/24 6:00 | 15 | 81.0 | 81.0 | 62.6 | - | - | 81.0 |
| | 137 | 73.0 | 72.9 | 55.4 | 70.0 | 73.1 | 75.3 |

Location: DVOR NMT # 2

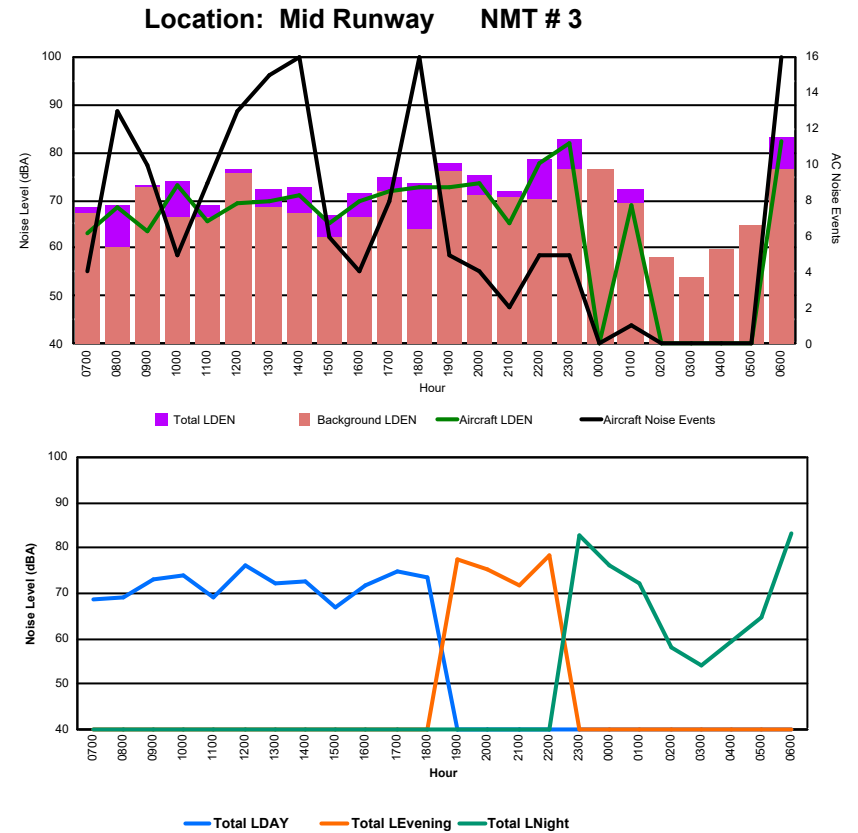




Luxembourg Airport Noise Distribution by Hour

Between 11/07/2024 00:00:00 and 11/07/2024 23:59:59 (Local Time)

| Day | Aircraft Events | Total LDEN dB (A) | Aircraft LDEN dB(A) | Background LDEN dB(A) | Total LDay dB(A) | Total LEvening dB(A) | Total LNight dB (A) |
|----------------|-----------------|-------------------|---------------------|-----------------------|------------------|----------------------|---------------------|
| 11/07/24 7:00 | 4 | 68.5 | 63.3 | 67.3 | 68.5 | - | - |
| 11/07/24 8:00 | 13 | 69.0 | 68.4 | 60.4 | 69.0 | - | - |
| 11/07/24 9:00 | 10 | 73.1 | 63.7 | 72.6 | 73.1 | - | - |
| 11/07/24 10:00 | 5 | 74.0 | 73.1 | 66.4 | 74.0 | - | - |
| 11/07/24 11:00 | 9 | 69.0 | 65.8 | 66.3 | 69.0 | - | - |
| 11/07/24 12:00 | 13 | 76.4 | 69.3 | 75.5 | 76.4 | - | - |
| 11/07/24 13:00 | 15 | 72.2 | 69.9 | 68.5 | 72.2 | - | - |
| 11/07/24 14:00 | 16 | 72.6 | 71.0 | 67.5 | 72.6 | - | - |
| 11/07/24 15:00 | 6 | 66.8 | 65.0 | 62.2 | 66.8 | - | - |
| 11/07/24 16:00 | 4 | 71.6 | 69.9 | 66.6 | 71.6 | - | - |
| 11/07/24 17:00 | 8 | 74.8 | 71.9 | 71.7 | 74.8 | - | - |
| 11/07/24 18:00 | 16 | 73.4 | 72.9 | 64.1 | 73.4 | - | - |
| 11/07/24 19:00 | 5 | 77.7 | 72.8 | 76.1 | - | 77.7 | - |
| 11/07/24 20:00 | 4 | 75.4 | 73.4 | 71.0 | - | 75.4 | - |
| 11/07/24 21:00 | 2 | 71.8 | 65.4 | 70.7 | - | 71.8 | - |
| 11/07/24 22:00 | 5 | 78.6 | 77.9 | 70.2 | - | 78.6 | - |
| 11/07/24 23:00 | 5 | 82.8 | 81.7 | 76.3 | - | - | 82.8 |
| 12/07/24 0:00 | - | 76.3 | - | 76.4 | - | - | 76.3 |
| 12/07/24 1:00 | 1 | 72.1 | 68.9 | 69.3 | - | - | 72.1 |
| 12/07/24 2:00 | - | 58.3 | - | 58.3 | - | - | 58.3 |
| 12/07/24 3:00 | - | 54.1 | - | 54.1 | - | - | 54.1 |
| 12/07/24 4:00 | - | 59.5 | - | 59.6 | - | - | 59.5 |
| 12/07/24 5:00 | - | 64.7 | - | 64.8 | - | - | 64.7 |
| 12/07/24 6:00 | 16 | 83.2 | 82.4 | 76.3 | - | - | 83.2 |
| | 157 | 75.6 | 73.6 | 71.3 | 72.6 | 76.6 | 77.6 |

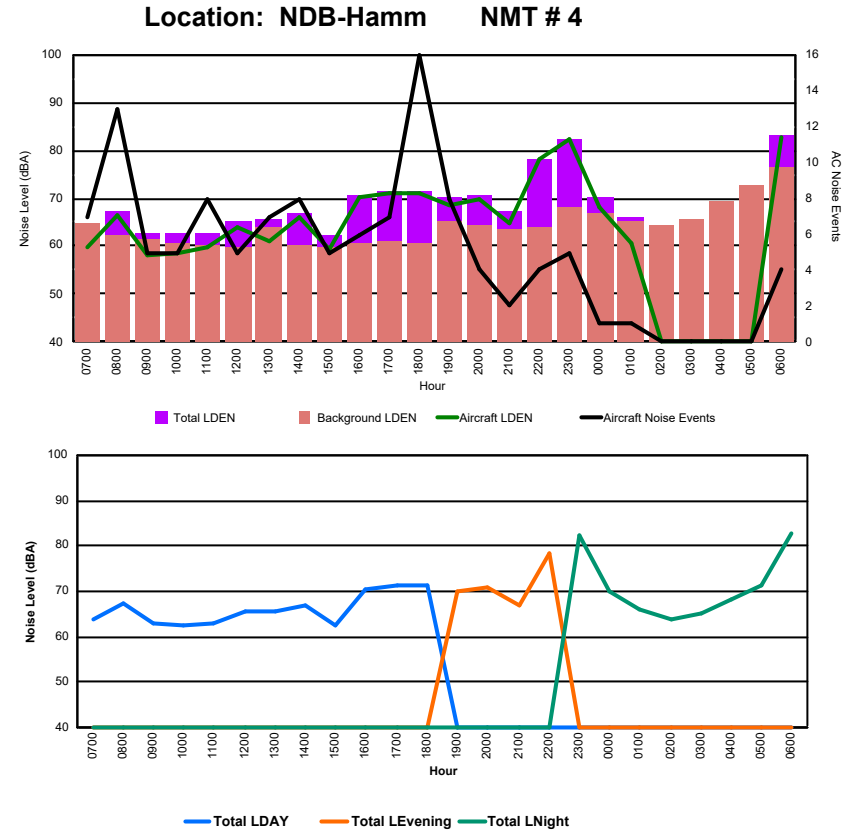




Luxembourg Airport Noise Distribution by Hour

Between 11/07/2024 00:00:00 and 11/07/2024 23:59:59 (Local Time)

| Day | Aircraft Events | Total LDEN dB (A) | Aircraft LDEN dB(A) | Background LDEN dB(A) | Total LDay dB(A) | Total LEvening dB(A) | Total LNight dB (A) |
|----------------|-----------------|-------------------|---------------------|-----------------------|------------------|----------------------|---------------------|
| 11/07/24 7:00 | 7 | 63.7 | 59.9 | 64.8 | 63.7 | - | - |
| 11/07/24 8:00 | 13 | 67.3 | 66.6 | 62.5 | 67.3 | - | - |
| 11/07/24 9:00 | 5 | 62.8 | 58.1 | 61.3 | 62.8 | - | - |
| 11/07/24 10:00 | 5 | 62.6 | 58.5 | 60.6 | 62.6 | - | - |
| 11/07/24 11:00 | 8 | 62.9 | 59.8 | 60.1 | 62.9 | - | - |
| 11/07/24 12:00 | 5 | 65.4 | 64.1 | 59.7 | 65.4 | - | - |
| 11/07/24 13:00 | 7 | 65.6 | 61.2 | 63.9 | 65.6 | - | - |
| 11/07/24 14:00 | 8 | 66.8 | 65.9 | 60.0 | 66.8 | - | - |
| 11/07/24 15:00 | 5 | 62.5 | 59.5 | 59.7 | 62.5 | - | - |
| 11/07/24 16:00 | 6 | 70.6 | 70.2 | 60.5 | 70.6 | - | - |
| 11/07/24 17:00 | 7 | 71.3 | 70.9 | 60.9 | 71.3 | - | - |
| 11/07/24 18:00 | 16 | 71.3 | 71.0 | 60.8 | 71.3 | - | - |
| 11/07/24 19:00 | 8 | 70.2 | 68.7 | 65.1 | - | 70.2 | - |
| 11/07/24 20:00 | 4 | 70.8 | 69.7 | 64.4 | - | 70.8 | - |
| 11/07/24 21:00 | 2 | 67.1 | 64.8 | 63.4 | - | 67.1 | - |
| 11/07/24 22:00 | 4 | 78.3 | 78.2 | 63.9 | - | 78.3 | - |
| 11/07/24 23:00 | 5 | 82.3 | 82.1 | 68.1 | - | - | 82.3 |
| 12/07/24 0:00 | 1 | 70.1 | 68.1 | 66.8 | - | - | 70.1 |
| 12/07/24 1:00 | 1 | 65.9 | 60.6 | 65.1 | - | - | 65.9 |
| 12/07/24 2:00 | - | 63.9 | - | 64.5 | - | - | 63.9 |
| 12/07/24 3:00 | - | 65.2 | - | 65.5 | - | - | 65.2 |
| 12/07/24 4:00 | - | 68.4 | - | 69.5 | - | - | 68.4 |
| 12/07/24 5:00 | - | 71.5 | - | 72.9 | - | - | 71.5 |
| 12/07/24 6:00 | 4 | 83.0 | 82.6 | 76.6 | - | - | 83.0 |
| | 121 | 73.8 | 73.1 | 67.1 | 67.4 | 73.8 | 77.1 |

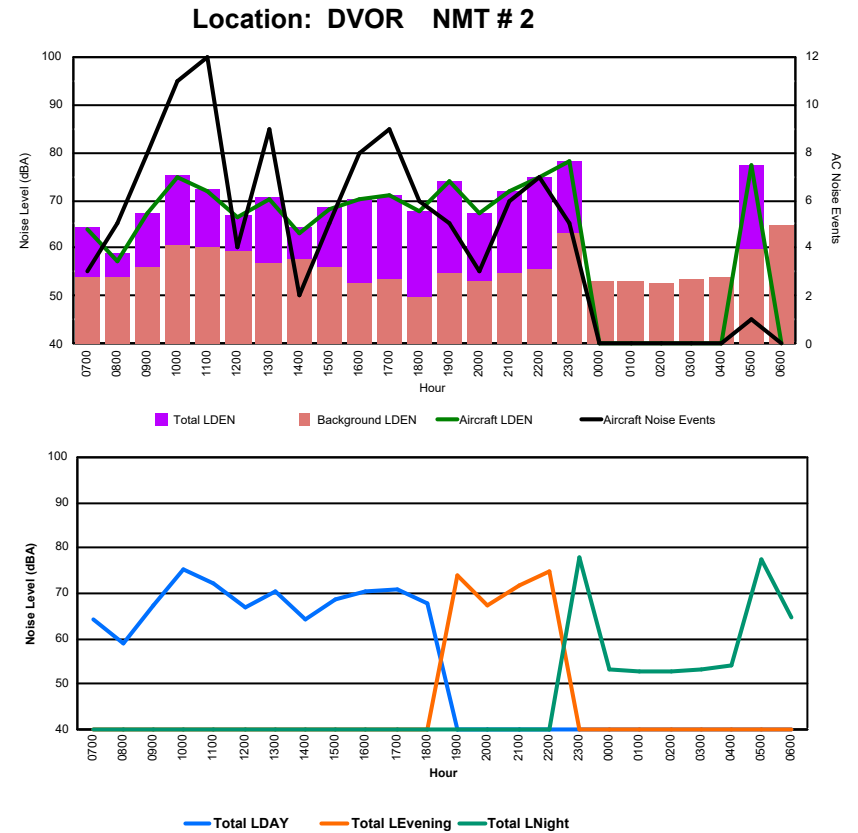




Luxembourg Airport Noise Distribution by Hour

Between 12/07/2024 00:00:00 and 12/07/2024 23:59:59 (Local Time)

| Day | Aircraft Events | Total LDEN dB(A) | Aircraft LDEN dB(A) | Background LDEN dB(A) | Total LDay dB(A) | Total LEvening dB(A) | Total LNight dB(A) |
|----------------|-----------------|------------------|---------------------|-----------------------|------------------|----------------------|--------------------|
| 12/07/24 7:00 | 3 | 64.3 | 63.9 | 54.0 | 64.3 | - | - |
| 12/07/24 8:00 | 5 | 58.8 | 57.1 | 54.0 | 58.8 | - | - |
| 12/07/24 9:00 | 8 | 67.4 | 67.1 | 56.2 | 67.4 | - | - |
| 12/07/24 10:00 | 11 | 75.2 | 75.0 | 60.8 | 75.2 | - | - |
| 12/07/24 11:00 | 12 | 72.3 | 72.0 | 60.0 | 72.3 | - | - |
| 12/07/24 12:00 | 4 | 67.0 | 66.3 | 59.2 | 67.0 | - | - |
| 12/07/24 13:00 | 9 | 70.5 | 70.3 | 57.0 | 70.5 | - | - |
| 12/07/24 14:00 | 2 | 64.3 | 63.2 | 57.9 | 64.3 | - | - |
| 12/07/24 15:00 | 5 | 68.5 | 68.2 | 56.2 | 68.5 | - | - |
| 12/07/24 16:00 | 8 | 70.3 | 70.3 | 52.7 | 70.3 | - | - |
| 12/07/24 17:00 | 9 | 71.0 | 70.9 | 53.5 | 71.0 | - | - |
| 12/07/24 18:00 | 6 | 67.9 | 67.8 | 49.6 | 67.9 | - | - |
| 12/07/24 19:00 | 5 | 74.0 | 74.0 | 54.6 | - | 74.0 | - |
| 12/07/24 20:00 | 3 | 67.5 | 67.3 | 53.3 | - | 67.5 | - |
| 12/07/24 21:00 | 6 | 71.9 | 71.9 | 54.8 | - | 71.9 | - |
| 12/07/24 22:00 | 7 | 74.7 | 74.6 | 55.8 | - | 74.7 | - |
| 12/07/24 23:00 | 5 | 78.1 | 78.0 | 63.2 | - | - | 78.1 |
| 13/07/24 0:00 | - | 53.3 | - | 53.3 | - | - | 53.3 |
| 13/07/24 1:00 | - | 53.0 | - | 53.0 | - | - | 53.0 |
| 13/07/24 2:00 | - | 52.6 | - | 52.6 | - | - | 52.6 |
| 13/07/24 3:00 | - | 53.4 | - | 53.4 | - | - | 53.4 |
| 13/07/24 4:00 | - | 54.1 | - | 54.1 | - | - | 54.1 |
| 13/07/24 5:00 | 1 | 77.5 | 77.4 | 59.9 | - | - | 77.5 |
| 13/07/24 6:00 | - | 64.5 | - | 64.8 | - | - | 64.5 |
| | 109 | 71.2 | 71.0 | 57.8 | 69.8 | 72.8 | 71.9 |

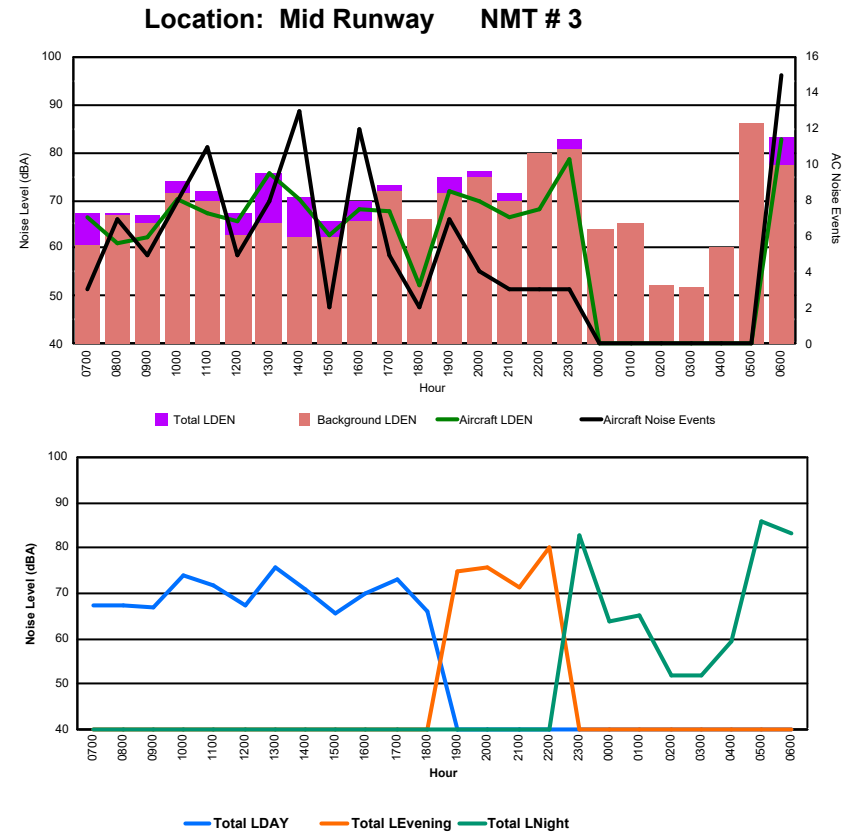




Luxembourg Airport Noise Distribution by Hour

Between 12/07/2024 00:00:00 and 12/07/2024 23:59:59 (Local Time)

| Day | Aircraft Events | Total LDEN dB(A) | Aircraft LDEN dB(A) | Background LDEN dB(A) | Total LDay dB(A) | Total LEvening dB(A) | Total LNight dB(A) |
|----------------|-----------------|------------------|---------------------|-----------------------|------------------|----------------------|--------------------|
| 12/07/24 7:00 | 3 | 67.2 | 66.3 | 60.5 | 67.2 | - | - |
| 12/07/24 8:00 | 7 | 67.2 | 61.0 | 66.7 | 67.2 | - | - |
| 12/07/24 9:00 | 5 | 67.0 | 62.2 | 65.2 | 67.0 | - | - |
| 12/07/24 10:00 | 8 | 73.8 | 70.2 | 71.3 | 73.8 | - | - |
| 12/07/24 11:00 | 11 | 71.7 | 67.2 | 70.0 | 71.7 | - | - |
| 12/07/24 12:00 | 5 | 67.5 | 65.8 | 62.9 | 67.5 | - | - |
| 12/07/24 13:00 | 8 | 75.8 | 75.5 | 65.2 | 75.8 | - | - |
| 12/07/24 14:00 | 13 | 70.7 | 70.1 | 62.3 | 70.7 | - | - |
| 12/07/24 15:00 | 2 | 65.5 | 62.7 | 62.4 | 65.5 | - | - |
| 12/07/24 16:00 | 12 | 70.0 | 68.3 | 65.6 | 70.0 | - | - |
| 12/07/24 17:00 | 5 | 73.3 | 67.8 | 71.8 | 73.3 | - | - |
| 12/07/24 18:00 | 2 | 66.2 | 52.4 | 66.1 | 66.2 | - | - |
| 12/07/24 19:00 | 7 | 74.7 | 72.0 | 71.5 | - | 74.7 | - |
| 12/07/24 20:00 | 4 | 75.9 | 69.9 | 74.6 | - | 75.9 | - |
| 12/07/24 21:00 | 3 | 71.5 | 66.6 | 69.8 | - | 71.5 | - |
| 12/07/24 22:00 | 3 | 80.0 | 68.2 | 79.7 | - | 80.0 | - |
| 12/07/24 23:00 | 3 | 82.6 | 78.6 | 80.5 | - | - | 82.6 |
| 13/07/24 0:00 | - | 63.7 | - | 63.8 | - | - | 63.7 |
| 13/07/24 1:00 | - | 65.2 | - | 65.2 | - | - | 65.2 |
| 13/07/24 2:00 | - | 52.1 | - | 52.1 | - | - | 52.1 |
| 13/07/24 3:00 | - | 51.8 | - | 51.8 | - | - | 51.8 |
| 13/07/24 4:00 | - | 59.2 | - | 60.2 | - | - | 59.2 |
| 13/07/24 5:00 | - | 85.9 | - | 85.9 | - | - | 85.9 |
| 13/07/24 6:00 | 15 | 83.1 | 82.6 | 77.3 | - | - | 83.1 |
| | 116 | 76.7 | 72.0 | 75.1 | 70.9 | 76.6 | 79.9 |

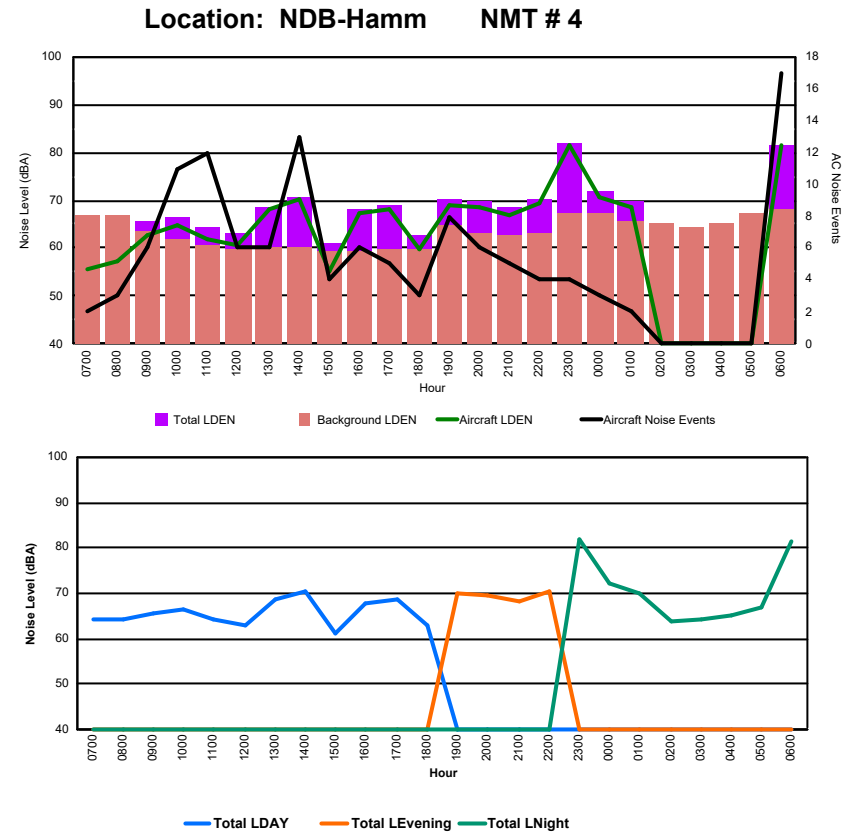




Luxembourg Airport Noise Distribution by Hour

Between 12/07/2024 00:00:00 and 12/07/2024 23:59:59 (Local Time)

| Day | Aircraft Events | Total LDEN dB (A) | Aircraft LDEN dB(A) | Background LDEN dB(A) | Total LDay dB(A) | Total LEvening dB(A) | Total LNight dB (A) |
|----------------|-----------------|-------------------|---------------------|-----------------------|------------------|----------------------|---------------------|
| 12/07/24 7:00 | 2 | 64.3 | 55.5 | 66.9 | 64.3 | - | - |
| 12/07/24 8:00 | 3 | 64.4 | 57.1 | 67.0 | 64.4 | - | - |
| 12/07/24 9:00 | 6 | 65.8 | 62.8 | 63.4 | 65.8 | - | - |
| 12/07/24 10:00 | 11 | 66.5 | 64.9 | 61.8 | 66.5 | - | - |
| 12/07/24 11:00 | 12 | 64.2 | 62.0 | 60.7 | 64.2 | - | - |
| 12/07/24 12:00 | 6 | 63.1 | 60.7 | 59.6 | 63.1 | - | - |
| 12/07/24 13:00 | 6 | 68.6 | 68.0 | 60.0 | 68.6 | - | - |
| 12/07/24 14:00 | 13 | 70.5 | 70.1 | 60.3 | 70.5 | - | - |
| 12/07/24 15:00 | 4 | 61.0 | 55.4 | 59.5 | 61.0 | - | - |
| 12/07/24 16:00 | 6 | 68.0 | 67.4 | 59.2 | 68.0 | - | - |
| 12/07/24 17:00 | 5 | 68.9 | 68.3 | 59.9 | 68.9 | - | - |
| 12/07/24 18:00 | 3 | 62.8 | 59.9 | 59.9 | 62.8 | - | - |
| 12/07/24 19:00 | 8 | 70.1 | 68.8 | 64.6 | - | 70.1 | - |
| 12/07/24 20:00 | 6 | 69.7 | 68.7 | 63.3 | - | 69.7 | - |
| 12/07/24 21:00 | 5 | 68.4 | 67.0 | 62.7 | - | 68.4 | - |
| 12/07/24 22:00 | 4 | 70.3 | 69.4 | 63.0 | - | 70.3 | - |
| 12/07/24 23:00 | 4 | 81.8 | 81.6 | 67.2 | - | - | 81.8 |
| 13/07/24 0:00 | 3 | 72.0 | 70.7 | 67.3 | - | - | 72.0 |
| 13/07/24 1:00 | 2 | 69.9 | 68.4 | 65.6 | - | - | 69.9 |
| 13/07/24 2:00 | - | 64.0 | - | 65.0 | - | - | 64.0 |
| 13/07/24 3:00 | - | 64.3 | - | 64.5 | - | - | 64.3 |
| 13/07/24 4:00 | - | 65.1 | - | 65.3 | - | - | 65.1 |
| 13/07/24 5:00 | - | 66.9 | - | 67.5 | - | - | 66.9 |
| 13/07/24 6:00 | 17 | 81.5 | 81.4 | 68.3 | - | - | 81.5 |
| | 126 | 72.5 | 71.9 | 64.4 | 66.5 | 69.7 | 76.2 |



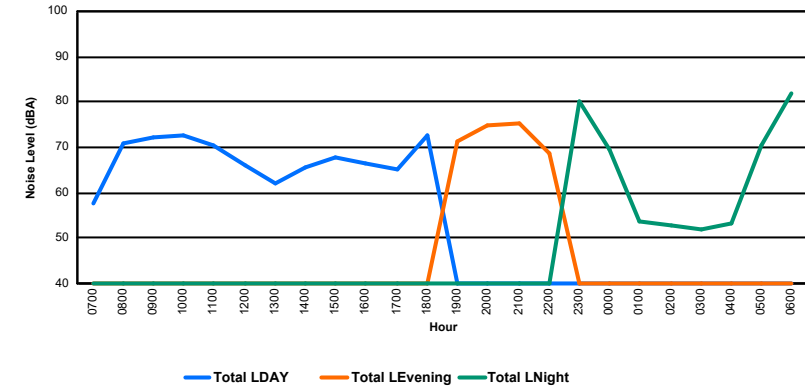
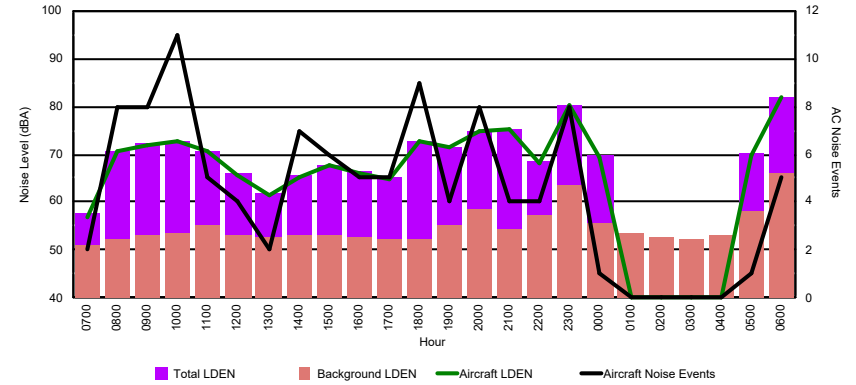


Luxembourg Airport Noise Distribution by Hour

Between 13/07/2024 00:00:00 and 13/07/2024 23:59:59 (Local Time)

| Day | Aircraft Events | Total LDEN dB(A) | Aircraft LDEN dB(A) | Background LDEN dB(A) | Total LDay dB(A) | Total LEvening dB(A) | Total LNight dB(A) |
|----------------|-----------------|------------------|---------------------|-----------------------|------------------|----------------------|--------------------|
| 13/07/24 7:00 | 2 | 57.7 | 56.7 | 51.0 | 57.7 | - | - |
| 13/07/24 8:00 | 8 | 70.7 | 70.7 | 52.3 | 70.7 | - | - |
| 13/07/24 9:00 | 8 | 72.1 | 72.0 | 53.3 | 72.1 | - | - |
| 13/07/24 10:00 | 11 | 72.7 | 72.7 | 53.7 | 72.7 | - | - |
| 13/07/24 11:00 | 5 | 70.6 | 70.5 | 55.0 | 70.6 | - | - |
| 13/07/24 12:00 | 4 | 66.0 | 65.8 | 53.0 | 66.0 | - | - |
| 13/07/24 13:00 | 2 | 61.9 | 61.3 | 52.8 | 61.9 | - | - |
| 13/07/24 14:00 | 7 | 65.6 | 65.4 | 53.3 | 65.6 | - | - |
| 13/07/24 15:00 | 6 | 67.9 | 67.7 | 53.1 | 67.9 | - | - |
| 13/07/24 16:00 | 5 | 66.4 | 66.2 | 52.6 | 66.4 | - | - |
| 13/07/24 17:00 | 5 | 65.0 | 64.8 | 52.2 | 65.0 | - | - |
| 13/07/24 18:00 | 9 | 72.7 | 72.7 | 52.4 | 72.7 | - | - |
| 13/07/24 19:00 | 4 | 71.4 | 71.3 | 55.4 | - | 71.4 | - |
| 13/07/24 20:00 | 8 | 74.8 | 74.7 | 58.4 | - | 74.8 | - |
| 13/07/24 21:00 | 4 | 75.2 | 75.2 | 54.4 | - | 75.2 | - |
| 13/07/24 22:00 | 4 | 68.7 | 68.3 | 57.1 | - | 68.7 | - |
| 13/07/24 23:00 | 8 | 80.3 | 80.2 | 63.4 | - | - | 80.3 |
| 14/07/24 0:00 | 1 | 69.6 | 69.4 | 55.6 | - | - | 69.6 |
| 14/07/24 1:00 | - | 53.6 | - | 53.6 | - | - | 53.6 |
| 14/07/24 2:00 | - | 52.8 | - | 52.8 | - | - | 52.8 |
| 14/07/24 3:00 | - | 52.1 | - | 52.1 | - | - | 52.1 |
| 14/07/24 4:00 | - | 53.1 | - | 53.1 | - | - | 53.1 |
| 14/07/24 5:00 | 1 | 70.3 | 70.0 | 58.3 | - | - | 70.3 |
| 14/07/24 6:00 | 5 | 81.9 | 81.8 | 65.9 | - | - | 81.9 |
| | 107 | 72.9 | 72.8 | 57.0 | 69.2 | 73.2 | 75.5 |

Location: DVOR NMT # 2

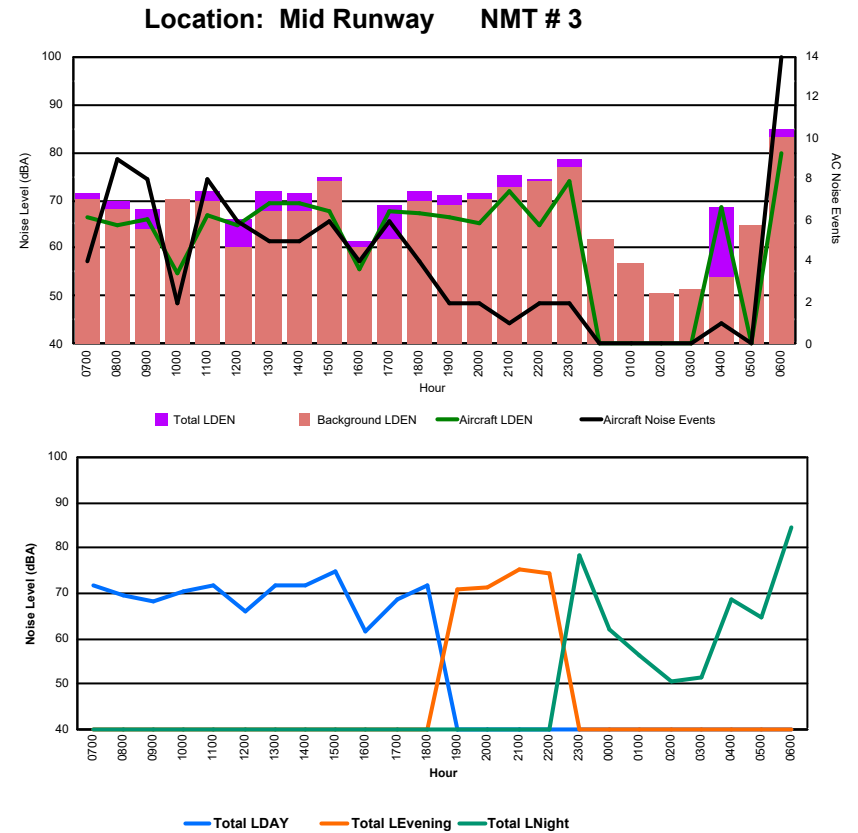




Luxembourg Airport Noise Distribution by Hour

Between 13/07/2024 00:00:00 and 13/07/2024 23:59:59 (Local Time)

| Day | Aircraft Events | Total LDEN dB(A) | Aircraft LDEN dB(A) | Background LDEN dB(A) | Total LDay dB(A) | Total LEvening dB(A) | Total LNight dB(A) |
|----------------|-----------------|------------------|---------------------|-----------------------|------------------|----------------------|--------------------|
| 13/07/24 7:00 | 4 | 71.6 | 66.5 | 70.1 | 71.6 | - | - |
| 13/07/24 8:00 | 9 | 69.6 | 64.6 | 68.0 | 69.6 | - | - |
| 13/07/24 9:00 | 8 | 68.2 | 66.1 | 64.0 | 68.2 | - | - |
| 13/07/24 10:00 | 2 | 70.4 | 54.7 | 70.3 | 70.4 | - | - |
| 13/07/24 11:00 | 8 | 71.7 | 67.0 | 69.9 | 71.7 | - | - |
| 13/07/24 12:00 | 6 | 66.1 | 64.8 | 60.4 | 66.1 | - | - |
| 13/07/24 13:00 | 5 | 71.7 | 69.5 | 67.6 | 71.7 | - | - |
| 13/07/24 14:00 | 5 | 71.6 | 69.2 | 67.8 | 71.6 | - | - |
| 13/07/24 15:00 | 6 | 74.9 | 67.9 | 73.9 | 74.9 | - | - |
| 13/07/24 16:00 | 4 | 61.5 | 55.6 | 60.3 | 61.5 | - | - |
| 13/07/24 17:00 | 6 | 68.9 | 67.9 | 61.8 | 68.9 | - | - |
| 13/07/24 18:00 | 4 | 71.9 | 67.4 | 70.0 | 71.9 | - | - |
| 13/07/24 19:00 | 2 | 70.9 | 66.5 | 68.9 | - | 70.9 | - |
| 13/07/24 20:00 | 2 | 71.4 | 65.1 | 70.2 | - | 71.4 | - |
| 13/07/24 21:00 | 1 | 75.2 | 71.7 | 72.6 | - | 75.2 | - |
| 13/07/24 22:00 | 2 | 74.2 | 64.7 | 73.8 | - | 74.2 | - |
| 13/07/24 23:00 | 2 | 78.6 | 74.0 | 76.7 | - | - | 78.6 |
| 14/07/24 0:00 | - | 61.9 | - | 61.8 | - | - | 61.9 |
| 14/07/24 1:00 | - | 56.2 | - | 57.0 | - | - | 56.2 |
| 14/07/24 2:00 | - | 50.5 | - | 50.5 | - | - | 50.5 |
| 14/07/24 3:00 | - | 51.4 | - | 51.4 | - | - | 51.4 |
| 14/07/24 4:00 | 1 | 68.6 | 68.4 | 53.8 | - | - | 68.6 |
| 14/07/24 5:00 | - | 64.5 | - | 64.6 | - | - | 64.5 |
| 14/07/24 6:00 | 14 | 84.7 | 79.8 | 83.1 | - | - | 84.7 |
| | 91 | 74.1 | 69.4 | 72.3 | 70.8 | 73.3 | 76.8 |

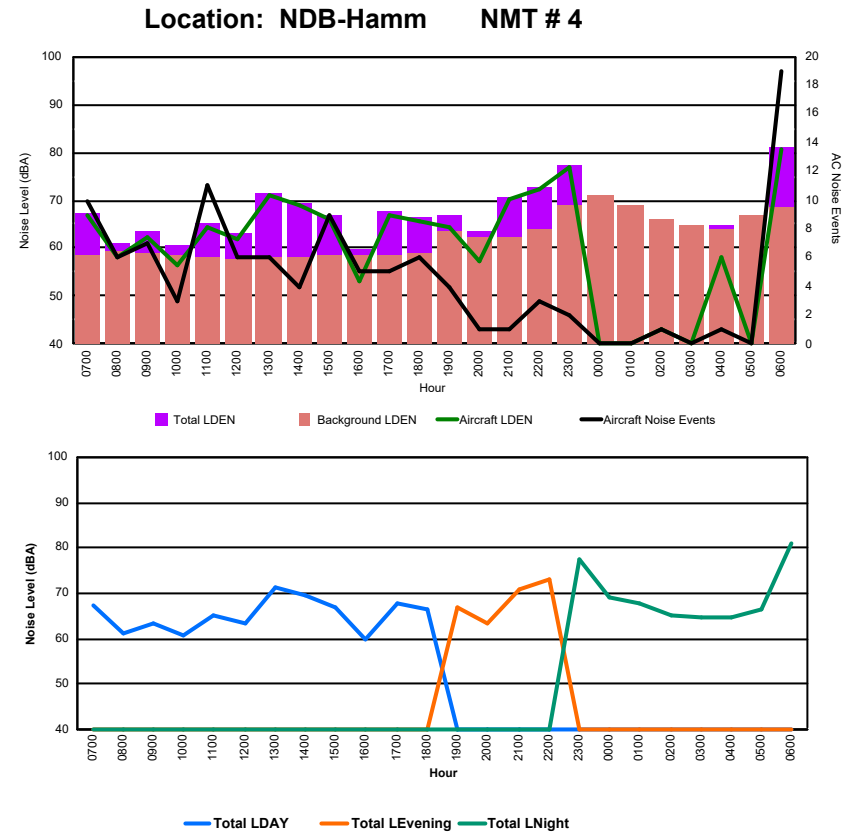




Luxembourg Airport Noise Distribution by Hour

Between 13/07/2024 00:00:00 and 13/07/2024 23:59:59 (Local Time)

| Day | Aircraft Events | Total LDEN dB (A) | Aircraft LDEN dB(A) | Background LDEN dB(A) | Total LDay dB(A) | Total LEvening dB(A) | Total LNight dB (A) |
|----------------|-----------------|-------------------|---------------------|-----------------------|------------------|----------------------|---------------------|
| 13/07/24 7:00 | 10 | 67.2 | 66.7 | 58.4 | 67.2 | - | - |
| 13/07/24 8:00 | 6 | 61.2 | 58.1 | 59.5 | 61.2 | - | - |
| 13/07/24 9:00 | 7 | 63.6 | 62.1 | 59.0 | 63.6 | - | - |
| 13/07/24 10:00 | 3 | 60.6 | 56.6 | 58.4 | 60.6 | - | - |
| 13/07/24 11:00 | 11 | 65.3 | 64.4 | 58.0 | 65.3 | - | - |
| 13/07/24 12:00 | 6 | 63.2 | 61.8 | 57.7 | 63.2 | - | - |
| 13/07/24 13:00 | 6 | 71.4 | 71.2 | 58.0 | 71.4 | - | - |
| 13/07/24 14:00 | 4 | 69.4 | 69.1 | 58.2 | 69.4 | - | - |
| 13/07/24 15:00 | 9 | 66.9 | 66.2 | 58.4 | 66.9 | - | - |
| 13/07/24 16:00 | 5 | 59.7 | 53.1 | 58.7 | 59.7 | - | - |
| 13/07/24 17:00 | 5 | 67.6 | 67.0 | 58.7 | 67.6 | - | - |
| 13/07/24 18:00 | 6 | 66.5 | 65.7 | 58.9 | 66.5 | - | - |
| 13/07/24 19:00 | 4 | 67.0 | 64.5 | 63.5 | - | 67.0 | - |
| 13/07/24 20:00 | 1 | 63.6 | 57.2 | 62.4 | - | 63.6 | - |
| 13/07/24 21:00 | 1 | 70.8 | 70.1 | 62.3 | - | 70.8 | - |
| 13/07/24 22:00 | 3 | 72.9 | 72.4 | 63.8 | - | 72.9 | - |
| 13/07/24 23:00 | 2 | 77.5 | 76.8 | 69.1 | - | - | 77.5 |
| 14/07/24 0:00 | - | 69.0 | - | 71.2 | - | - | 69.0 |
| 14/07/24 1:00 | - | 67.7 | - | 68.9 | - | - | 67.7 |
| 14/07/24 2:00 | 1 | 65.2 | 43.0 | 66.2 | - | - | 65.2 |
| 14/07/24 3:00 | - | 64.5 | - | 64.6 | - | - | 64.5 |
| 14/07/24 4:00 | 1 | 64.8 | 58.0 | 63.9 | - | - | 64.8 |
| 14/07/24 5:00 | - | 66.5 | - | 67.0 | - | - | 66.5 |
| 14/07/24 6:00 | 19 | 81.0 | 80.8 | 68.7 | - | - | 81.0 |
| | 110 | 71.0 | 70.1 | 64.5 | 66.5 | 69.9 | 74.2 |



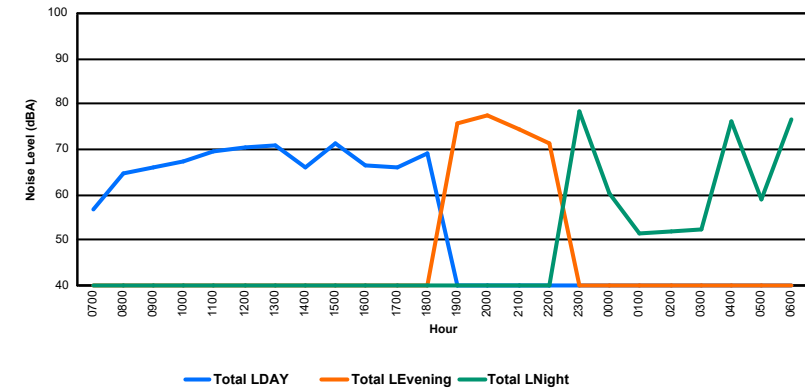
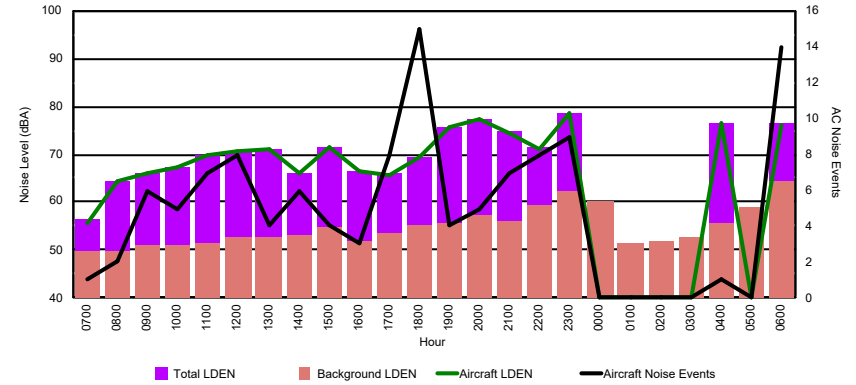


Luxembourg Airport Noise Distribution by Hour

Between 14/07/2024 00:00:00 and 14/07/2024 23:59:59 (Local Time)

| Day | Aircraft Events | Total LDEN dB(A) | Aircraft LDEN dB(A) | Background LDEN dB(A) | Total LDay dB(A) | Total LEvening dB(A) | Total LNight dB(A) | |
|----------|-----------------|------------------|---------------------|-----------------------|------------------|----------------------|--------------------|------|
| 14/07/24 | 7:00 | 1 | 56.6 | 55.7 | 49.6 | 56.6 | - | - |
| 14/07/24 | 8:00 | 2 | 64.5 | 64.3 | 49.7 | 64.5 | - | - |
| 14/07/24 | 9:00 | 6 | 66.2 | 66.1 | 51.2 | 66.2 | - | - |
| 14/07/24 | 10:00 | 5 | 67.5 | 67.4 | 50.9 | 67.5 | - | - |
| 14/07/24 | 11:00 | 7 | 69.7 | 69.6 | 51.4 | 69.7 | - | - |
| 14/07/24 | 12:00 | 8 | 70.6 | 70.5 | 52.9 | 70.6 | - | - |
| 14/07/24 | 13:00 | 4 | 71.0 | 70.9 | 52.5 | 71.0 | - | - |
| 14/07/24 | 14:00 | 6 | 66.2 | 66.0 | 53.0 | 66.2 | - | - |
| 14/07/24 | 15:00 | 4 | 71.4 | 71.3 | 54.9 | 71.4 | - | - |
| 14/07/24 | 16:00 | 3 | 66.6 | 66.5 | 51.7 | 66.6 | - | - |
| 14/07/24 | 17:00 | 8 | 65.9 | 65.6 | 53.5 | 65.9 | - | - |
| 14/07/24 | 18:00 | 15 | 69.3 | 69.2 | 55.0 | 69.3 | - | - |
| 14/07/24 | 19:00 | 4 | 75.6 | 75.5 | 55.7 | - | 75.6 | - |
| 14/07/24 | 20:00 | 5 | 77.3 | 77.2 | 57.4 | - | 77.3 | - |
| 14/07/24 | 21:00 | 7 | 74.6 | 74.5 | 56.0 | - | 74.6 | - |
| 14/07/24 | 22:00 | 8 | 71.4 | 71.1 | 59.2 | - | 71.4 | - |
| 14/07/24 | 23:00 | 9 | 78.5 | 78.4 | 62.2 | - | - | 78.5 |
| 15/07/24 | 0:00 | - | 60.3 | - | 60.4 | - | - | 60.3 |
| 15/07/24 | 1:00 | - | 51.3 | - | 51.3 | - | - | 51.3 |
| 15/07/24 | 2:00 | - | 51.8 | - | 51.8 | - | - | 51.8 |
| 15/07/24 | 3:00 | - | 52.5 | - | 52.5 | - | - | 52.5 |
| 15/07/24 | 4:00 | 1 | 76.4 | 76.4 | 55.8 | - | - | 76.4 |
| 15/07/24 | 5:00 | - | 58.8 | - | 58.8 | - | - | 58.8 |
| 15/07/24 | 6:00 | 14 | 76.5 | 76.2 | 64.3 | - | - | 76.5 |
| | 117 | 71.9 | 71.8 | 56.7 | 68.3 | 75.2 | 73.0 | |

Location: DVOR NMT # 2

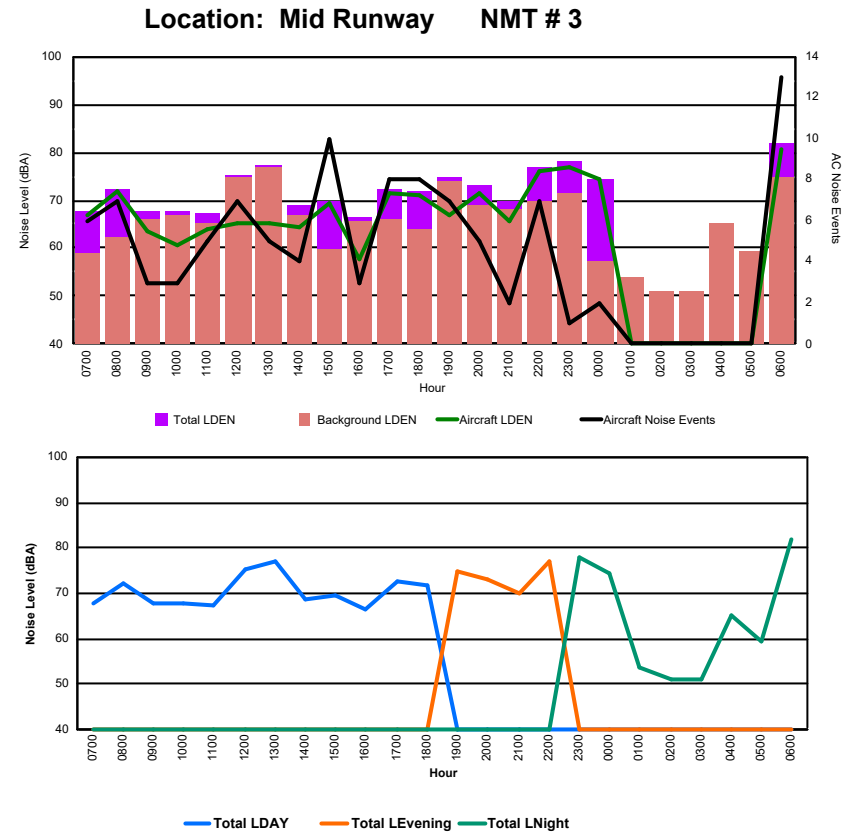




Luxembourg Airport Noise Distribution by Hour

Between 14/07/2024 00:00:00 and 14/07/2024 23:59:59 (Local Time)

| Day | Aircraft Events | Total LDEN dB (A) | Aircraft LDEN dB(A) | Background LDEN dB(A) | Total LDay dB(A) | Total LEvening dB(A) | Total LNight dB (A) | |
|----------|-----------------|-------------------|---------------------|-----------------------|------------------|----------------------|---------------------|------|
| 14/07/24 | 7:00 | 6 | 67.6 | 67.0 | 58.8 | 67.6 | - | - |
| 14/07/24 | 8:00 | 7 | 72.4 | 71.9 | 62.1 | 72.4 | - | - |
| 14/07/24 | 9:00 | 3 | 67.9 | 63.4 | 66.0 | 67.9 | - | - |
| 14/07/24 | 10:00 | 3 | 67.7 | 60.7 | 66.7 | 67.7 | - | - |
| 14/07/24 | 11:00 | 5 | 67.5 | 63.9 | 65.1 | 67.5 | - | - |
| 14/07/24 | 12:00 | 7 | 75.2 | 65.0 | 74.7 | 75.2 | - | - |
| 14/07/24 | 13:00 | 5 | 77.1 | 65.4 | 76.8 | 77.1 | - | - |
| 14/07/24 | 14:00 | 4 | 68.8 | 64.5 | 66.8 | 68.8 | - | - |
| 14/07/24 | 15:00 | 10 | 69.6 | 69.2 | 59.6 | 69.6 | - | - |
| 14/07/24 | 16:00 | 3 | 66.4 | 57.6 | 65.8 | 66.4 | - | - |
| 14/07/24 | 17:00 | 8 | 72.5 | 71.4 | 65.9 | 72.5 | - | - |
| 14/07/24 | 18:00 | 8 | 71.9 | 71.2 | 64.1 | 71.9 | - | - |
| 14/07/24 | 19:00 | 7 | 74.8 | 66.8 | 74.1 | - | 74.8 | - |
| 14/07/24 | 20:00 | 5 | 73.2 | 71.3 | 68.8 | - | 73.2 | - |
| 14/07/24 | 21:00 | 2 | 70.0 | 65.5 | 68.2 | - | 70.0 | - |
| 14/07/24 | 22:00 | 7 | 77.0 | 76.0 | 70.0 | - | 77.0 | - |
| 14/07/24 | 23:00 | 1 | 78.0 | 76.8 | 71.6 | - | - | 78.0 |
| 15/07/24 | 0:00 | 2 | 74.2 | 74.2 | 57.1 | - | - | 74.2 |
| 15/07/24 | 1:00 | - | 53.8 | - | 53.8 | - | - | 53.8 |
| 15/07/24 | 2:00 | - | 51.1 | - | 51.1 | - | - | 51.1 |
| 15/07/24 | 3:00 | - | 51.0 | - | 51.0 | - | - | 51.0 |
| 15/07/24 | 4:00 | - | 65.0 | - | 65.0 | - | - | 65.0 |
| 15/07/24 | 5:00 | - | 59.5 | - | 59.5 | - | - | 59.5 |
| 15/07/24 | 6:00 | 13 | 81.7 | 80.8 | 74.6 | - | - | 81.7 |
| | 106 | 73.5 | 71.4 | 69.3 | 71.8 | 74.4 | 74.8 | |

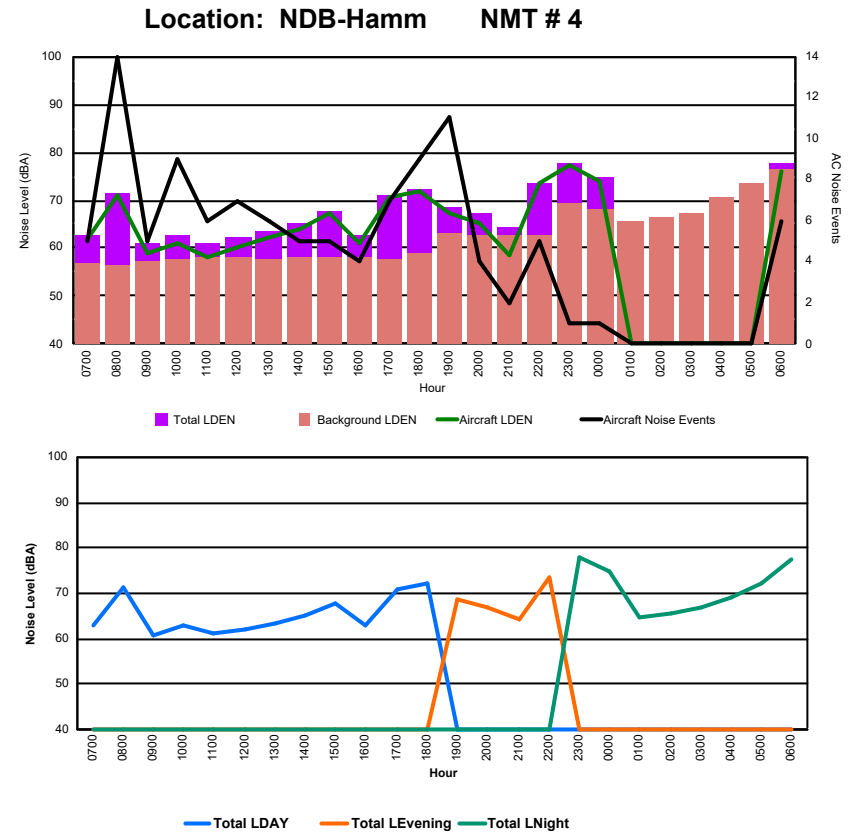




Luxembourg Airport Noise Distribution by Hour

Between 14/07/2024 00:00:00 and 14/07/2024 23:59:59 (Local Time)

| Day | Aircraft Events | Total LDEN dB (A) | Aircraft LDEN dB(A) | Background LDEN dB(A) | Total LDay dB(A) | Total LEvening dB(A) | Total LNight dB (A) |
|----------------|-----------------|-------------------|---------------------|-----------------------|------------------|----------------------|---------------------|
| 14/07/24 7:00 | 5 | 62.8 | 61.7 | 56.7 | 62.8 | - | - |
| 14/07/24 8:00 | 14 | 71.3 | 71.2 | 56.6 | 71.3 | - | - |
| 14/07/24 9:00 | 5 | 60.9 | 59.0 | 57.1 | 60.9 | - | - |
| 14/07/24 10:00 | 9 | 62.8 | 61.2 | 57.5 | 62.8 | - | - |
| 14/07/24 11:00 | 6 | 61.0 | 58.1 | 58.1 | 61.0 | - | - |
| 14/07/24 12:00 | 7 | 62.1 | 60.0 | 58.0 | 62.1 | - | - |
| 14/07/24 13:00 | 6 | 63.5 | 62.2 | 57.8 | 63.5 | - | - |
| 14/07/24 14:00 | 5 | 65.0 | 64.0 | 58.3 | 65.0 | - | - |
| 14/07/24 15:00 | 5 | 67.9 | 67.5 | 58.1 | 67.9 | - | - |
| 14/07/24 16:00 | 4 | 62.9 | 61.0 | 58.3 | 62.9 | - | - |
| 14/07/24 17:00 | 7 | 70.9 | 70.7 | 57.9 | 70.9 | - | - |
| 14/07/24 18:00 | 9 | 72.2 | 72.0 | 58.8 | 72.2 | - | - |
| 14/07/24 19:00 | 11 | 68.5 | 67.2 | 63.0 | - | 68.5 | - |
| 14/07/24 20:00 | 4 | 67.1 | 65.3 | 62.6 | - | 67.1 | - |
| 14/07/24 21:00 | 2 | 64.2 | 58.7 | 62.8 | - | 64.2 | - |
| 14/07/24 22:00 | 5 | 73.7 | 73.4 | 62.8 | - | 73.7 | - |
| 14/07/24 23:00 | 1 | 77.8 | 77.1 | 69.4 | - | - | 77.8 |
| 15/07/24 0:00 | 1 | 74.7 | 73.9 | 68.2 | - | - | 74.7 |
| 15/07/24 1:00 | - | 64.7 | - | 65.6 | - | - | 64.7 |
| 15/07/24 2:00 | - | 65.5 | - | 66.6 | - | - | 65.5 |
| 15/07/24 3:00 | - | 66.7 | - | 67.3 | - | - | 66.7 |
| 15/07/24 4:00 | - | 69.2 | - | 70.5 | - | - | 69.2 |
| 15/07/24 5:00 | - | 72.0 | - | 73.6 | - | - | 72.0 |
| 15/07/24 6:00 | 6 | 77.6 | 75.9 | 76.4 | - | - | 77.6 |
| | 112 | 70.7 | 69.3 | 67.0 | 67.3 | 69.8 | 73.6 |

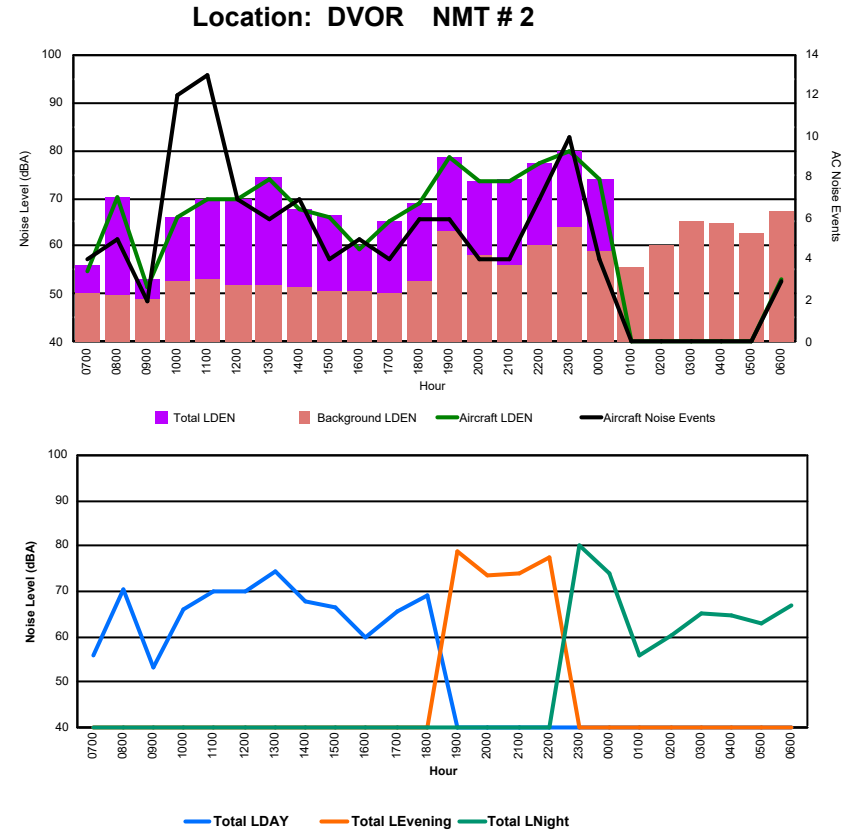




Luxembourg Airport Noise Distribution by Hour

Between 15/07/2024 00:00:00 and 15/07/2024 23:59:59 (Local Time)

| Day | Aircraft Events | Total LDEN dB (A) | Aircraft LDEN dB(A) | Background LDEN dB(A) | Total LDay dB(A) | Total LEvening dB(A) | Total LNight dB (A) |
|----------------|-----------------|-------------------|---------------------|-----------------------|------------------|----------------------|---------------------|
| 15/07/24 7:00 | 4 | 55.9 | 54.6 | 50.3 | 55.9 | - | - |
| 15/07/24 8:00 | 5 | 70.4 | 70.3 | 49.6 | 70.4 | - | - |
| 15/07/24 9:00 | 2 | 53.2 | 51.4 | 48.8 | 53.2 | - | - |
| 15/07/24 10:00 | 12 | 66.2 | 66.0 | 52.5 | 66.2 | - | - |
| 15/07/24 11:00 | 13 | 69.8 | 69.8 | 53.1 | 69.8 | - | - |
| 15/07/24 12:00 | 7 | 69.8 | 69.8 | 51.7 | 69.8 | - | - |
| 15/07/24 13:00 | 6 | 74.2 | 74.1 | 51.7 | 74.2 | - | - |
| 15/07/24 14:00 | 7 | 67.8 | 67.7 | 51.4 | 67.8 | - | - |
| 15/07/24 15:00 | 4 | 66.4 | 66.2 | 50.7 | 66.4 | - | - |
| 15/07/24 16:00 | 5 | 60.0 | 59.5 | 50.8 | 60.0 | - | - |
| 15/07/24 17:00 | 4 | 65.4 | 65.3 | 50.0 | 65.4 | - | - |
| 15/07/24 18:00 | 6 | 69.0 | 68.8 | 52.8 | 69.0 | - | - |
| 15/07/24 19:00 | 6 | 78.7 | 78.6 | 63.0 | - | 78.7 | - |
| 15/07/24 20:00 | 4 | 73.6 | 73.5 | 58.1 | - | 73.6 | - |
| 15/07/24 21:00 | 4 | 73.8 | 73.7 | 56.1 | - | 73.8 | - |
| 15/07/24 22:00 | 7 | 77.5 | 77.5 | 60.1 | - | 77.5 | - |
| 15/07/24 23:00 | 10 | 80.0 | 79.9 | 64.1 | - | - | 80.0 |
| 16/07/24 0:00 | 4 | 73.9 | 73.8 | 58.8 | - | - | 73.9 |
| 16/07/24 1:00 | - | 55.7 | - | 55.7 | - | - | 55.7 |
| 16/07/24 2:00 | - | 60.1 | - | 60.2 | - | - | 60.1 |
| 16/07/24 3:00 | - | 65.0 | - | 65.1 | - | - | 65.0 |
| 16/07/24 4:00 | - | 64.6 | - | 64.7 | - | - | 64.6 |
| 16/07/24 5:00 | - | 62.9 | - | 62.9 | - | - | 62.9 |
| 16/07/24 6:00 | 3 | 66.9 | 53.2 | 67.4 | - | - | 66.9 |
| | 113 | 72.2 | 72.0 | 60.0 | 68.4 | 76.5 | 72.4 |

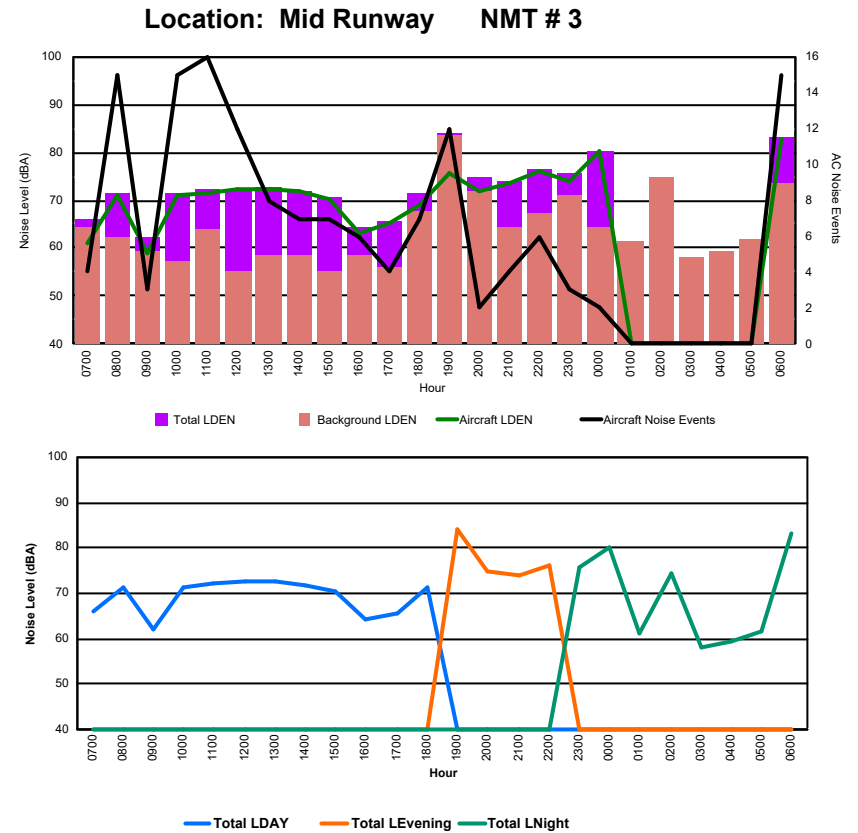




Luxembourg Airport Noise Distribution by Hour

Between 15/07/2024 00:00:00 and 15/07/2024 23:59:59 (Local Time)

| Day | Aircraft Events | Total LDEN dB(A) | Aircraft LDEN dB(A) | Background LDEN dB(A) | Total LDay dB(A) | Total LEvening dB(A) | Total LNight dB(A) |
|----------------|-----------------|------------------|---------------------|-----------------------|------------------|----------------------|--------------------|
| 15/07/24 7:00 | 4 | 66.0 | 61.0 | 64.5 | 66.0 | - | - |
| 15/07/24 8:00 | 15 | 71.4 | 70.9 | 62.2 | 71.4 | - | - |
| 15/07/24 9:00 | 3 | 62.1 | 58.9 | 59.2 | 62.1 | - | - |
| 15/07/24 10:00 | 15 | 71.4 | 71.2 | 57.3 | 71.4 | - | - |
| 15/07/24 11:00 | 16 | 72.2 | 71.5 | 63.8 | 72.2 | - | - |
| 15/07/24 12:00 | 12 | 72.5 | 72.4 | 55.1 | 72.5 | - | - |
| 15/07/24 13:00 | 8 | 72.7 | 72.5 | 58.7 | 72.7 | - | - |
| 15/07/24 14:00 | 7 | 71.9 | 71.7 | 58.5 | 71.9 | - | - |
| 15/07/24 15:00 | 7 | 70.5 | 70.4 | 55.0 | 70.5 | - | - |
| 15/07/24 16:00 | 6 | 64.4 | 63.2 | 58.4 | 64.4 | - | - |
| 15/07/24 17:00 | 4 | 65.6 | 65.1 | 56.1 | 65.6 | - | - |
| 15/07/24 18:00 | 7 | 71.3 | 69.0 | 67.6 | 71.3 | - | - |
| 15/07/24 19:00 | 12 | 84.0 | 75.5 | 83.4 | - | 84.0 | - |
| 15/07/24 20:00 | 2 | 75.0 | 72.0 | 71.8 | - | 75.0 | - |
| 15/07/24 21:00 | 4 | 74.0 | 73.5 | 64.3 | - | 74.0 | - |
| 15/07/24 22:00 | 6 | 76.4 | 75.9 | 67.3 | - | 76.4 | - |
| 15/07/24 23:00 | 3 | 75.7 | 73.8 | 71.2 | - | - | 75.7 |
| 16/07/24 0:00 | 2 | 80.1 | 80.1 | 64.2 | - | - | 80.1 |
| 16/07/24 1:00 | - | 61.4 | - | 61.4 | - | - | 61.4 |
| 16/07/24 2:00 | - | 74.6 | - | 74.6 | - | - | 74.6 |
| 16/07/24 3:00 | - | 58.1 | - | 58.1 | - | - | 58.1 |
| 16/07/24 4:00 | - | 59.4 | - | 59.4 | - | - | 59.4 |
| 16/07/24 5:00 | - | 61.6 | - | 61.7 | - | - | 61.6 |
| 16/07/24 6:00 | 15 | 83.2 | 82.7 | 73.7 | - | - | 83.2 |
| | 148 | 75.6 | 73.5 | 71.4 | 70.4 | 79.4 | 76.8 |

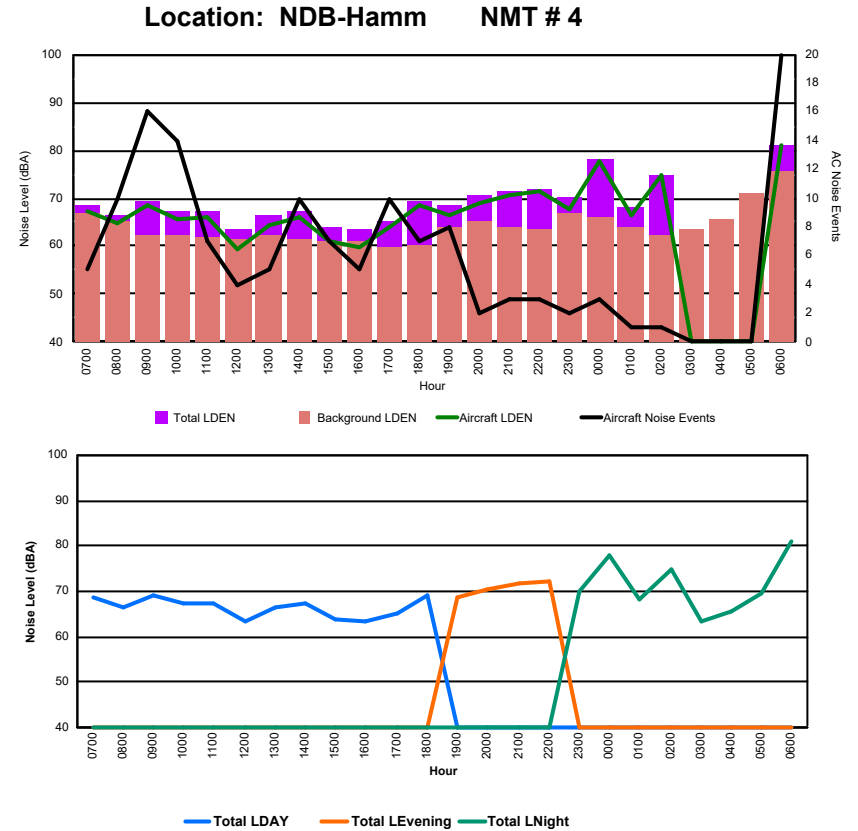




Luxembourg Airport Noise Distribution by Hour

Between 15/07/2024 00:00:00 and 15/07/2024 23:59:59 (Local Time)

| Day | Aircraft Events | Total LDEN dB(A) | Aircraft LDEN dB(A) | Background LDEN dB(A) | Total LDay dB(A) | Total LEvening dB(A) | Total LNight dB(A) |
|----------------|-----------------|------------------|---------------------|-----------------------|------------------|----------------------|--------------------|
| 15/07/24 7:00 | 5 | 68.5 | 67.1 | 66.8 | 68.5 | - | - |
| 15/07/24 8:00 | 10 | 66.4 | 64.7 | 65.2 | 66.4 | - | - |
| 15/07/24 9:00 | 16 | 69.2 | 68.4 | 62.4 | 69.2 | - | - |
| 15/07/24 10:00 | 14 | 67.2 | 65.7 | 62.2 | 67.2 | - | - |
| 15/07/24 11:00 | 7 | 67.5 | 66.2 | 61.9 | 67.5 | - | - |
| 15/07/24 12:00 | 4 | 63.5 | 59.5 | 61.4 | 63.5 | - | - |
| 15/07/24 13:00 | 5 | 66.4 | 64.4 | 62.2 | 66.4 | - | - |
| 15/07/24 14:00 | 10 | 67.5 | 66.2 | 61.6 | 67.5 | - | - |
| 15/07/24 15:00 | 7 | 64.0 | 61.0 | 61.1 | 64.0 | - | - |
| 15/07/24 16:00 | 5 | 63.4 | 59.9 | 60.9 | 63.4 | - | - |
| 15/07/24 17:00 | 10 | 65.3 | 63.9 | 59.8 | 65.3 | - | - |
| 15/07/24 18:00 | 7 | 69.3 | 68.7 | 60.1 | 69.3 | - | - |
| 15/07/24 19:00 | 8 | 68.5 | 66.6 | 64.1 | - | 68.5 | - |
| 15/07/24 20:00 | 2 | 70.5 | 69.1 | 65.2 | - | 70.5 | - |
| 15/07/24 21:00 | 3 | 71.6 | 70.8 | 64.0 | - | 71.6 | - |
| 15/07/24 22:00 | 3 | 72.0 | 71.4 | 63.7 | - | 72.0 | - |
| 15/07/24 23:00 | 2 | 70.2 | 67.7 | 66.8 | - | - | 70.2 |
| 16/07/24 0:00 | 3 | 78.0 | 77.8 | 66.2 | - | - | 78.0 |
| 16/07/24 1:00 | 1 | 68.2 | 66.4 | 64.1 | - | - | 68.2 |
| 16/07/24 2:00 | 1 | 75.0 | 74.8 | 62.4 | - | - | 75.0 |
| 16/07/24 3:00 | - | 63.5 | - | 63.5 | - | - | 63.5 |
| 16/07/24 4:00 | - | 65.5 | - | 65.7 | - | - | 65.5 |
| 16/07/24 5:00 | - | 69.5 | - | 70.9 | - | - | 69.5 |
| 16/07/24 6:00 | 20 | 81.1 | 80.9 | 75.6 | - | - | 81.1 |
| | 143 | 71.8 | 71.0 | 66.2 | 67.0 | 70.8 | 75.0 |



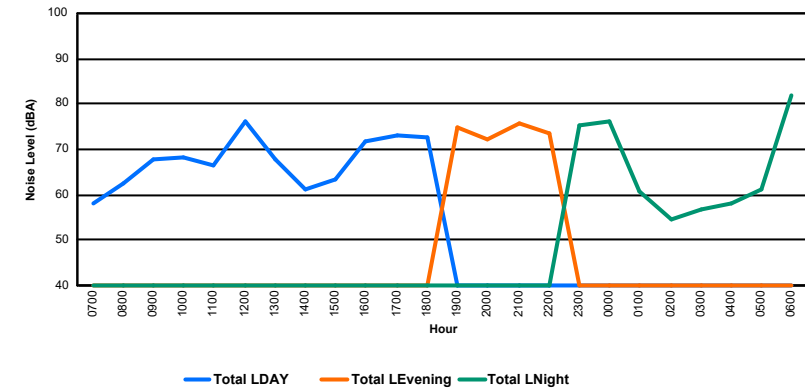
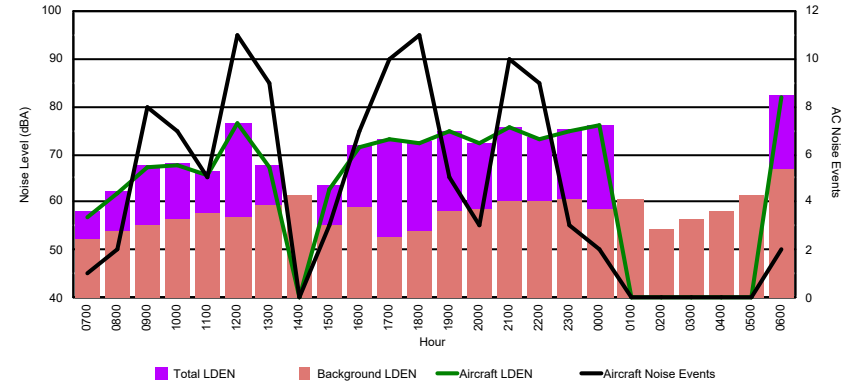


Luxembourg Airport Noise Distribution by Hour

Between 16/07/2024 00:00:00 and 16/07/2024 23:59:59 (Local Time)

| Day | Aircraft Events | Total LDEN dB(A) | Aircraft LDEN dB(A) | Background LDEN dB(A) | Total LDay dB(A) | Total LEvening dB(A) | Total LNight dB(A) |
|----------------|-----------------|------------------|---------------------|-----------------------|------------------|----------------------|--------------------|
| 16/07/24 7:00 | 1 | 58.0 | 56.7 | 52.3 | 58.0 | - | - |
| 16/07/24 8:00 | 2 | 62.5 | 61.8 | 53.8 | 62.5 | - | - |
| 16/07/24 9:00 | 8 | 67.6 | 67.4 | 55.2 | 67.6 | - | - |
| 16/07/24 10:00 | 7 | 68.1 | 67.8 | 56.4 | 68.1 | - | - |
| 16/07/24 11:00 | 5 | 66.3 | 65.6 | 57.7 | 66.3 | - | - |
| 16/07/24 12:00 | 11 | 76.4 | 76.3 | 56.9 | 76.4 | - | - |
| 16/07/24 13:00 | 9 | 67.9 | 67.3 | 59.5 | 67.9 | - | - |
| 16/07/24 14:00 | - | 61.1 | - | 61.4 | 61.1 | - | - |
| 16/07/24 15:00 | 3 | 63.5 | 62.8 | 55.3 | 63.5 | - | - |
| 16/07/24 16:00 | 7 | 71.8 | 71.6 | 58.9 | 71.8 | - | - |
| 16/07/24 17:00 | 10 | 73.2 | 73.1 | 52.6 | 73.2 | - | - |
| 16/07/24 18:00 | 11 | 72.6 | 72.5 | 54.1 | 72.6 | - | - |
| 16/07/24 19:00 | 5 | 74.8 | 74.8 | 58.0 | - | 74.8 | - |
| 16/07/24 20:00 | 3 | 72.4 | 72.2 | 58.4 | - | 72.4 | - |
| 16/07/24 21:00 | 10 | 75.8 | 75.6 | 60.2 | - | 75.8 | - |
| 16/07/24 22:00 | 9 | 73.5 | 73.3 | 60.0 | - | 73.5 | - |
| 16/07/24 23:00 | 3 | 75.1 | 75.0 | 60.5 | - | - | 75.1 |
| 17/07/24 0:00 | 2 | 76.1 | 76.0 | 58.5 | - | - | 76.1 |
| 17/07/24 1:00 | - | 60.8 | - | 60.8 | - | - | 60.8 |
| 17/07/24 2:00 | - | 54.4 | - | 54.4 | - | - | 54.4 |
| 17/07/24 3:00 | - | 56.6 | - | 56.6 | - | - | 56.6 |
| 17/07/24 4:00 | - | 58.3 | - | 58.3 | - | - | 58.3 |
| 17/07/24 5:00 | - | 61.3 | - | 61.3 | - | - | 61.3 |
| 17/07/24 6:00 | 2 | 82.1 | 82.0 | 66.9 | - | - | 82.1 |
| | 108 | 73.0 | 72.8 | 59.2 | 70.2 | 74.3 | 74.8 |

Location: DVOR NMT # 2



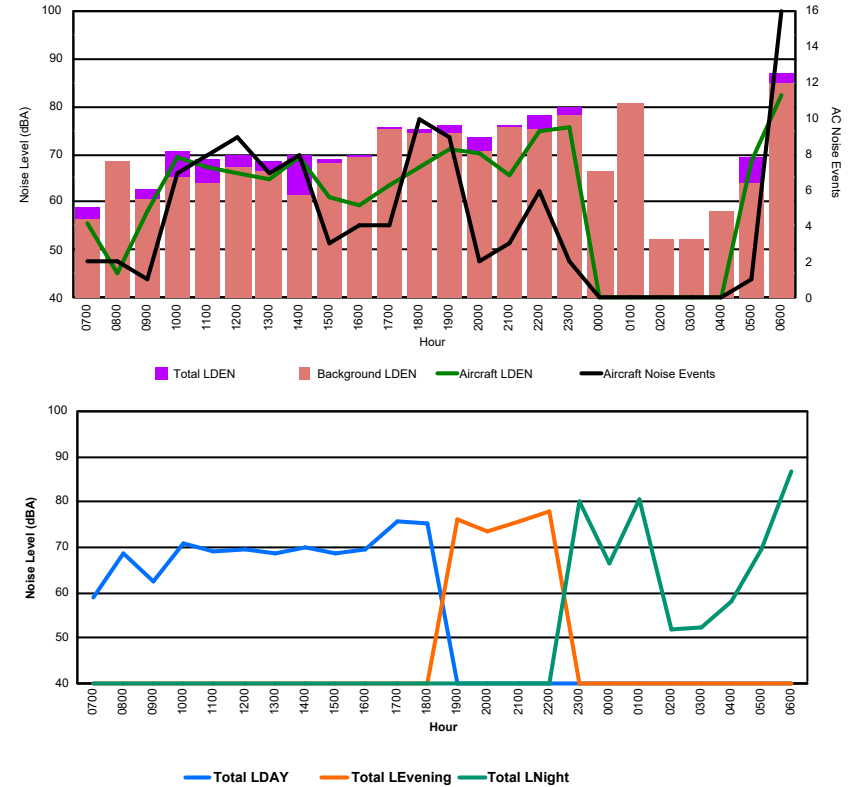


Luxembourg Airport Noise Distribution by Hour

Between 16/07/2024 00:00:00 and 16/07/2024 23:59:59 (Local Time)

| Day | Aircraft Events | Total LDEN dB(A) | Aircraft LDEN dB(A) | Background LDEN dB(A) | Total LDay dB(A) | Total LEvening dB(A) | Total LNight dB(A) |
|----------------|-----------------|------------------|---------------------|-----------------------|------------------|----------------------|--------------------|
| 16/07/24 7:00 | 2 | 58.9 | 55.5 | 56.3 | 58.9 | - | - |
| 16/07/24 8:00 | 2 | 68.6 | 45.1 | 68.5 | 68.6 | - | - |
| 16/07/24 9:00 | 1 | 62.6 | 58.2 | 60.7 | 62.6 | - | - |
| 16/07/24 10:00 | 7 | 70.8 | 69.5 | 65.0 | 70.8 | - | - |
| 16/07/24 11:00 | 8 | 69.0 | 67.4 | 64.1 | 69.0 | - | - |
| 16/07/24 12:00 | 9 | 69.6 | 65.9 | 67.2 | 69.6 | - | - |
| 16/07/24 13:00 | 7 | 68.5 | 64.7 | 66.3 | 68.5 | - | - |
| 16/07/24 14:00 | 8 | 70.0 | 69.3 | 61.5 | 70.0 | - | - |
| 16/07/24 15:00 | 3 | 68.8 | 61.1 | 68.1 | 68.8 | - | - |
| 16/07/24 16:00 | 4 | 69.7 | 59.3 | 69.3 | 69.7 | - | - |
| 16/07/24 17:00 | 4 | 75.6 | 63.5 | 75.3 | 75.6 | - | - |
| 16/07/24 18:00 | 10 | 75.2 | 67.5 | 74.4 | 75.2 | - | - |
| 16/07/24 19:00 | 9 | 76.0 | 71.0 | 74.5 | - | 76.0 | - |
| 16/07/24 20:00 | 2 | 73.5 | 70.2 | 70.7 | - | 73.5 | - |
| 16/07/24 21:00 | 3 | 75.9 | 65.6 | 75.5 | - | 75.9 | - |
| 16/07/24 22:00 | 6 | 78.0 | 74.6 | 75.3 | - | 78.0 | - |
| 16/07/24 23:00 | 2 | 80.0 | 75.6 | 78.1 | - | - | 80.0 |
| 17/07/24 0:00 | - | 66.4 | - | 66.4 | - | - | 66.4 |
| 17/07/24 1:00 | - | 80.8 | - | 80.8 | - | - | 80.8 |
| 17/07/24 2:00 | - | 52.1 | - | 52.1 | - | - | 52.1 |
| 17/07/24 3:00 | - | 52.3 | - | 52.3 | - | - | 52.3 |
| 17/07/24 4:00 | - | 58.1 | - | 58.1 | - | - | 58.1 |
| 17/07/24 5:00 | 1 | 69.5 | 68.4 | 64.0 | - | - | 69.5 |
| 17/07/24 6:00 | 16 | 86.8 | 82.5 | 84.7 | - | - | 86.8 |
| | 104 | 76.3 | 71.2 | 74.6 | 70.7 | 76.1 | 79.5 |

Location: Mid Runway NMT # 3

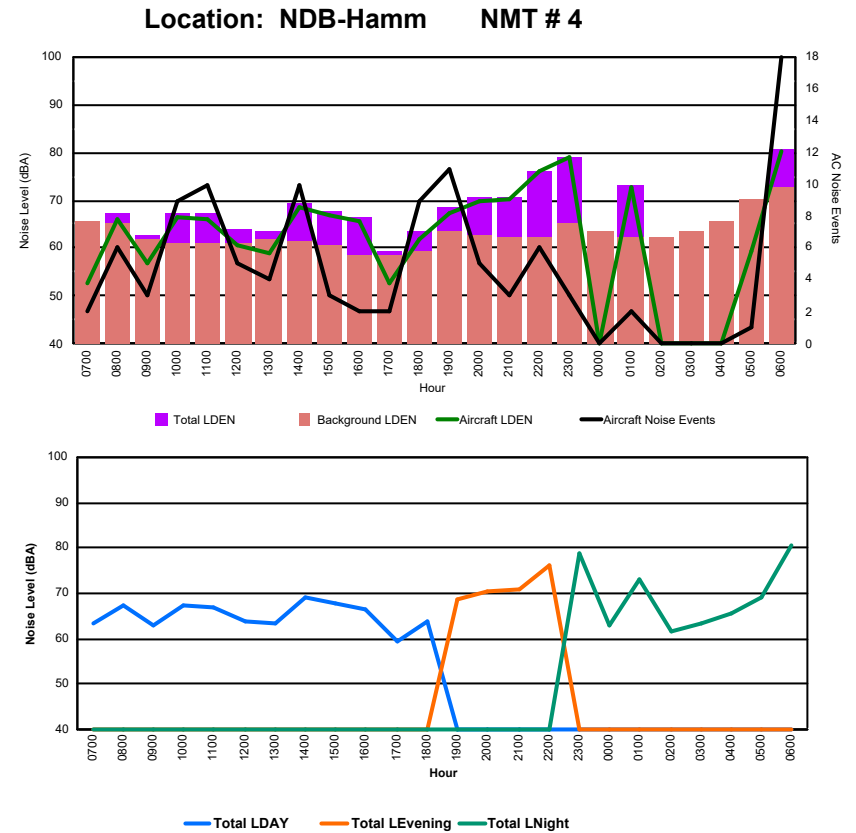




Luxembourg Airport Noise Distribution by Hour

Between 16/07/2024 00:00:00 and 16/07/2024 23:59:59 (Local Time)

| Day | Aircraft Events | Total LDEN dB(A) | Aircraft LDEN dB(A) | Background LDEN dB(A) | Total LDay dB(A) | Total LEvening dB(A) | Total LNight dB(A) |
|----------------|-----------------|------------------|---------------------|-----------------------|------------------|----------------------|--------------------|
| 16/07/24 7:00 | 2 | 63.2 | 52.9 | 65.7 | 63.2 | - | - |
| 16/07/24 8:00 | 6 | 67.5 | 66.1 | 65.4 | 67.5 | - | - |
| 16/07/24 9:00 | 3 | 62.9 | 56.8 | 61.8 | 62.9 | - | - |
| 16/07/24 10:00 | 9 | 67.4 | 66.4 | 61.1 | 67.4 | - | - |
| 16/07/24 11:00 | 10 | 67.1 | 66.1 | 61.1 | 67.1 | - | - |
| 16/07/24 12:00 | 5 | 63.9 | 60.8 | 61.2 | 63.9 | - | - |
| 16/07/24 13:00 | 4 | 63.4 | 59.1 | 61.7 | 63.4 | - | - |
| 16/07/24 14:00 | 10 | 69.3 | 68.6 | 61.5 | 69.3 | - | - |
| 16/07/24 15:00 | 3 | 67.7 | 66.9 | 60.5 | 67.7 | - | - |
| 16/07/24 16:00 | 2 | 66.5 | 65.8 | 58.7 | 66.5 | - | - |
| 16/07/24 17:00 | 2 | 59.5 | 52.5 | 58.5 | 59.5 | - | - |
| 16/07/24 18:00 | 9 | 63.7 | 61.8 | 59.4 | 63.7 | - | - |
| 16/07/24 19:00 | 11 | 68.6 | 67.3 | 63.4 | - | 68.6 | - |
| 16/07/24 20:00 | 5 | 70.6 | 69.9 | 62.7 | - | 70.6 | - |
| 16/07/24 21:00 | 3 | 70.7 | 70.1 | 62.2 | - | 70.7 | - |
| 16/07/24 22:00 | 6 | 76.0 | 75.9 | 62.3 | - | 76.0 | - |
| 16/07/24 23:00 | 3 | 79.0 | 78.8 | 65.3 | - | - | 79.0 |
| 17/07/24 0:00 | - | 63.1 | - | 63.6 | - | - | 63.1 |
| 17/07/24 1:00 | 2 | 73.2 | 72.8 | 62.2 | - | - | 73.2 |
| 17/07/24 2:00 | - | 61.8 | - | 62.2 | - | - | 61.8 |
| 17/07/24 3:00 | - | 63.4 | - | 63.4 | - | - | 63.4 |
| 17/07/24 4:00 | - | 65.5 | - | 65.7 | - | - | 65.5 |
| 17/07/24 5:00 | 1 | 69.2 | 59.4 | 70.2 | - | - | 69.2 |
| 17/07/24 6:00 | 18 | 80.7 | 80.4 | 72.8 | - | - | 80.7 |
| | 114 | 71.7 | 71.0 | 64.7 | 65.9 | 72.4 | 74.7 |



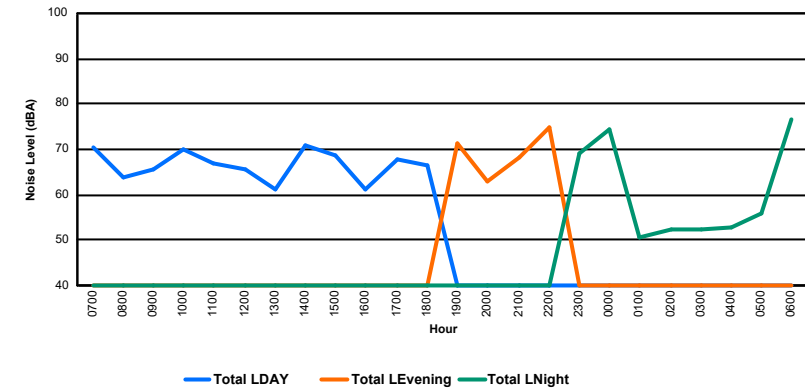
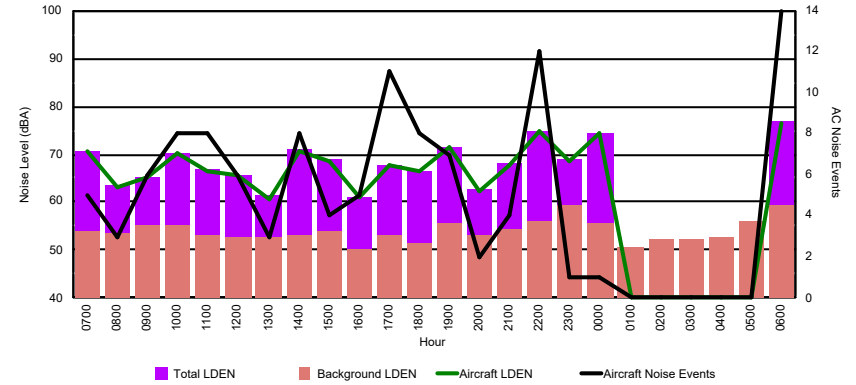


Luxembourg Airport Noise Distribution by Hour

Between 17/07/2024 00:00:00 and 17/07/2024 23:59:59 (Local Time)

| Day | Aircraft Events | Total LDEN dB(A) | Aircraft LDEN dB(A) | Background LDEN dB(A) | Total LDay dB(A) | Total LEvening dB(A) | Total LNight dB(A) | |
|----------|-----------------|------------------|---------------------|-----------------------|------------------|----------------------|--------------------|------|
| 17/07/24 | 7:00 | 5 | 70.6 | 70.6 | 53.9 | 70.6 | - | - |
| 17/07/24 | 8:00 | 3 | 63.7 | 63.3 | 53.6 | 63.7 | - | - |
| 17/07/24 | 9:00 | 6 | 65.4 | 65.0 | 55.2 | 65.4 | - | - |
| 17/07/24 | 10:00 | 8 | 70.2 | 70.1 | 55.3 | 70.2 | - | - |
| 17/07/24 | 11:00 | 8 | 66.7 | 66.5 | 53.2 | 66.7 | - | - |
| 17/07/24 | 12:00 | 6 | 65.8 | 65.6 | 52.8 | 65.8 | - | - |
| 17/07/24 | 13:00 | 3 | 61.4 | 60.8 | 52.7 | 61.4 | - | - |
| 17/07/24 | 14:00 | 8 | 71.0 | 70.8 | 53.1 | 71.0 | - | - |
| 17/07/24 | 15:00 | 4 | 68.9 | 68.7 | 53.8 | 68.9 | - | - |
| 17/07/24 | 16:00 | 5 | 61.2 | 60.9 | 50.1 | 61.2 | - | - |
| 17/07/24 | 17:00 | 11 | 67.9 | 67.7 | 53.3 | 67.9 | - | - |
| 17/07/24 | 18:00 | 8 | 66.4 | 66.3 | 51.4 | 66.4 | - | - |
| 17/07/24 | 19:00 | 7 | 71.5 | 71.4 | 55.6 | - | 71.5 | - |
| 17/07/24 | 20:00 | 2 | 62.9 | 62.4 | 53.1 | - | 62.9 | - |
| 17/07/24 | 21:00 | 4 | 68.1 | 67.9 | 54.5 | - | 68.1 | - |
| 17/07/24 | 22:00 | 12 | 74.7 | 74.6 | 55.9 | - | 74.7 | - |
| 17/07/24 | 23:00 | 1 | 69.1 | 68.6 | 59.2 | - | - | 69.1 |
| 18/07/24 | 0:00 | 1 | 74.3 | 74.2 | 55.5 | - | - | 74.3 |
| 18/07/24 | 1:00 | - | 50.5 | - | 50.5 | - | - | 50.5 |
| 18/07/24 | 2:00 | - | 52.3 | - | 52.3 | - | - | 52.3 |
| 18/07/24 | 3:00 | - | 52.3 | - | 52.3 | - | - | 52.3 |
| 18/07/24 | 4:00 | - | 52.9 | - | 52.9 | - | - | 52.9 |
| 18/07/24 | 5:00 | - | 56.1 | - | 56.1 | - | - | 56.1 |
| 18/07/24 | 6:00 | 14 | 76.7 | 76.6 | 59.4 | - | - | 76.7 |
| | 116 | 69.3 | 69.1 | 54.6 | 67.6 | 71.1 | 70.2 | |

Location: DVOR NMT # 2

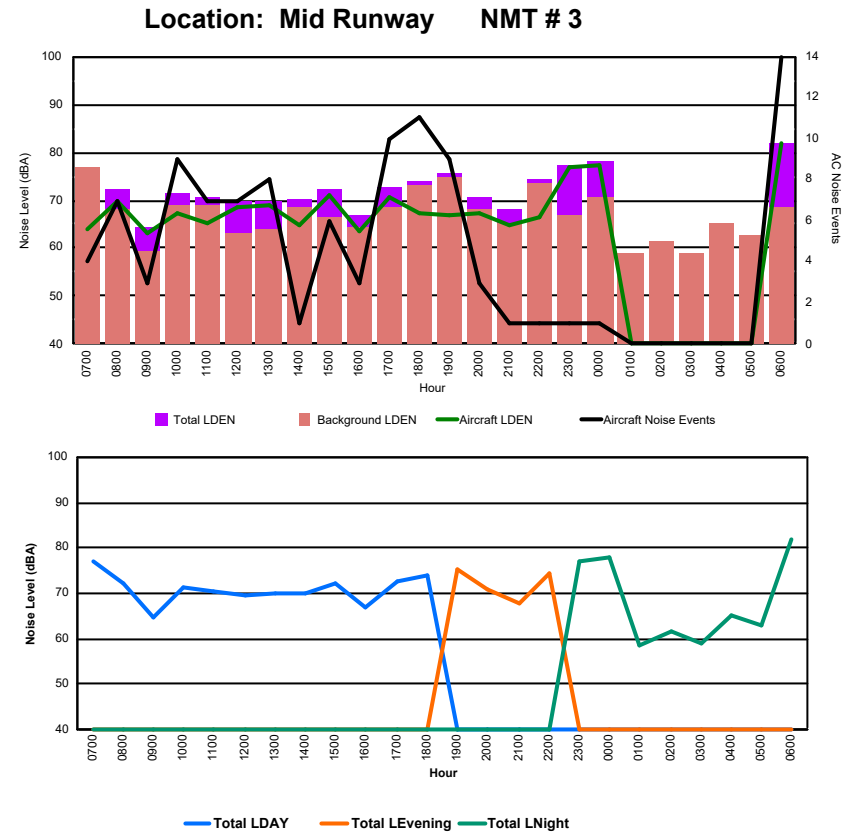




Luxembourg Airport Noise Distribution by Hour

Between 17/07/2024 00:00:00 and 17/07/2024 23:59:59 (Local Time)

| Day | Aircraft Events | Total LDEN dB (A) | Aircraft LDEN dB(A) | Background LDEN dB(A) | Total LDay dB(A) | Total LEvening dB(A) | Total LNight dB (A) |
|----------------|-----------------|-------------------|---------------------|-----------------------|------------------|----------------------|---------------------|
| 17/07/24 7:00 | 4 | 76.9 | 63.8 | 76.7 | 76.9 | - | - |
| 17/07/24 8:00 | 7 | 72.1 | 69.8 | 68.2 | 72.1 | - | - |
| 17/07/24 9:00 | 3 | 64.5 | 63.0 | 59.5 | 64.5 | - | - |
| 17/07/24 10:00 | 9 | 71.3 | 67.2 | 69.1 | 71.3 | - | - |
| 17/07/24 11:00 | 7 | 70.5 | 65.4 | 69.0 | 70.5 | - | - |
| 17/07/24 12:00 | 7 | 69.6 | 68.5 | 63.2 | 69.6 | - | - |
| 17/07/24 13:00 | 8 | 70.0 | 68.8 | 63.9 | 70.0 | - | - |
| 17/07/24 14:00 | 1 | 70.2 | 64.9 | 68.6 | 70.2 | - | - |
| 17/07/24 15:00 | 6 | 72.4 | 71.2 | 66.3 | 72.4 | - | - |
| 17/07/24 16:00 | 3 | 67.0 | 63.5 | 64.4 | 67.0 | - | - |
| 17/07/24 17:00 | 10 | 72.6 | 70.5 | 68.5 | 72.6 | - | - |
| 17/07/24 18:00 | 11 | 74.1 | 67.1 | 73.1 | 74.1 | - | - |
| 17/07/24 19:00 | 9 | 75.5 | 66.8 | 74.9 | - | 75.5 | - |
| 17/07/24 20:00 | 3 | 70.8 | 67.4 | 68.1 | - | 70.8 | - |
| 17/07/24 21:00 | 1 | 68.0 | 64.9 | 65.0 | - | 68.0 | - |
| 17/07/24 22:00 | 1 | 74.2 | 66.3 | 73.5 | - | 74.2 | - |
| 17/07/24 23:00 | 1 | 77.2 | 76.8 | 67.0 | - | - | 77.2 |
| 18/07/24 0:00 | 1 | 78.1 | 77.2 | 70.7 | - | - | 78.1 |
| 18/07/24 1:00 | - | 58.7 | - | 58.8 | - | - | 58.7 |
| 18/07/24 2:00 | - | 61.5 | - | 61.5 | - | - | 61.5 |
| 18/07/24 3:00 | - | 58.9 | - | 59.0 | - | - | 58.9 |
| 18/07/24 4:00 | - | 65.2 | - | 65.2 | - | - | 65.2 |
| 18/07/24 5:00 | - | 62.8 | - | 62.9 | - | - | 62.8 |
| 18/07/24 6:00 | 14 | 82.0 | 81.9 | 68.4 | - | - | 82.0 |
| | 106 | 73.6 | 71.6 | 69.5 | 72.0 | 73.0 | 75.5 |

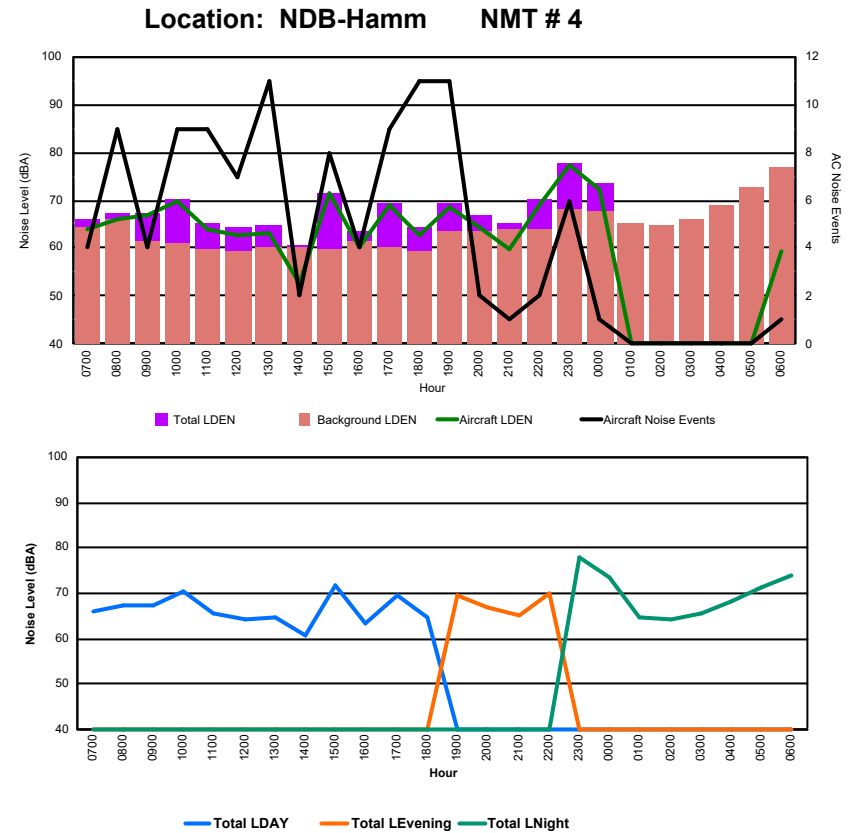




Luxembourg Airport Noise Distribution by Hour

Between 17/07/2024 00:00:00 and 17/07/2024 23:59:59 (Local Time)

| Day | Aircraft Events | Total LDEN dB (A) | Aircraft LDEN dB(A) | Background LDEN dB(A) | Total LDay dB(A) | Total LEvening dB(A) | Total LNight dB (A) | |
|----------|-----------------|-------------------|---------------------|-----------------------|------------------|----------------------|---------------------|------|
| 17/07/24 | 7:00 | 4 | 65.9 | 64.1 | 64.5 | 65.9 | - | - |
| 17/07/24 | 8:00 | 9 | 67.3 | 65.9 | 65.9 | 67.3 | - | - |
| 17/07/24 | 9:00 | 4 | 67.4 | 66.7 | 61.4 | 67.4 | - | - |
| 17/07/24 | 10:00 | 9 | 70.4 | 69.8 | 61.1 | 70.4 | - | - |
| 17/07/24 | 11:00 | 9 | 65.4 | 64.1 | 59.7 | 65.4 | - | - |
| 17/07/24 | 12:00 | 7 | 64.4 | 62.8 | 59.3 | 64.4 | - | - |
| 17/07/24 | 13:00 | 11 | 64.8 | 63.2 | 60.0 | 64.8 | - | - |
| 17/07/24 | 14:00 | 2 | 60.7 | 52.6 | 60.0 | 60.7 | - | - |
| 17/07/24 | 15:00 | 8 | 71.6 | 71.3 | 59.6 | 71.6 | - | - |
| 17/07/24 | 16:00 | 4 | 63.6 | 60.1 | 61.3 | 63.6 | - | - |
| 17/07/24 | 17:00 | 9 | 69.5 | 68.9 | 60.4 | 69.5 | - | - |
| 17/07/24 | 18:00 | 11 | 64.5 | 62.8 | 59.4 | 64.5 | - | - |
| 17/07/24 | 19:00 | 11 | 69.4 | 68.4 | 63.6 | - | 69.4 | - |
| 17/07/24 | 20:00 | 2 | 67.0 | 64.3 | 63.7 | - | 67.0 | - |
| 17/07/24 | 21:00 | 1 | 65.2 | 59.8 | 63.8 | - | 65.2 | - |
| 17/07/24 | 22:00 | 2 | 70.1 | 68.9 | 64.1 | - | 70.1 | - |
| 17/07/24 | 23:00 | 6 | 77.8 | 77.3 | 68.1 | - | - | 77.8 |
| 18/07/24 | 0:00 | 1 | 73.4 | 72.4 | 67.6 | - | - | 73.4 |
| 18/07/24 | 1:00 | - | 64.6 | - | 65.3 | - | - | 64.6 |
| 18/07/24 | 2:00 | - | 64.2 | - | 64.9 | - | - | 64.2 |
| 18/07/24 | 3:00 | - | 65.5 | - | 65.9 | - | - | 65.5 |
| 18/07/24 | 4:00 | - | 68.1 | - | 69.0 | - | - | 68.1 |
| 18/07/24 | 5:00 | - | 71.3 | - | 72.8 | - | - | 71.3 |
| 18/07/24 | 6:00 | 1 | 73.9 | 59.2 | 77.0 | - | - | 73.9 |
| | 111 | 69.8 | 67.7 | 67.2 | 67.3 | 68.3 | 72.3 | |



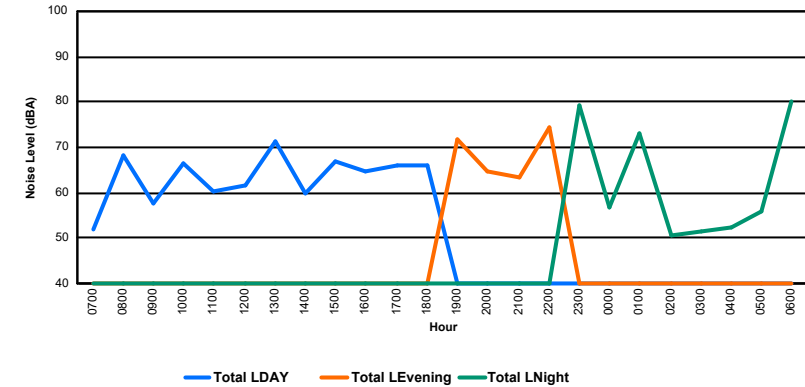
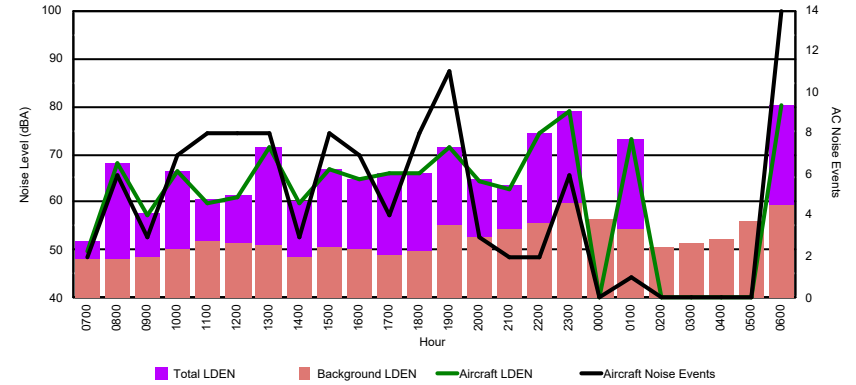


Luxembourg Airport Noise Distribution by Hour

Between 18/07/2024 00:00:00 and 18/07/2024 23:59:59 (Local Time)

| Day | Aircraft Events | Total LDEN dB(A) | Aircraft LDEN dB(A) | Background LDEN dB(A) | Total LDay dB(A) | Total LEvening dB(A) | Total LNight dB(A) |
|----------------|-----------------|------------------|---------------------|-----------------------|------------------|----------------------|--------------------|
| 18/07/24 7:00 | 2 | 52.0 | 49.8 | 48.0 | 52.0 | - | - |
| 18/07/24 8:00 | 6 | 68.3 | 68.2 | 48.0 | 68.3 | - | - |
| 18/07/24 9:00 | 3 | 57.8 | 57.2 | 48.7 | 57.8 | - | - |
| 18/07/24 10:00 | 7 | 66.6 | 66.5 | 50.1 | 66.6 | - | - |
| 18/07/24 11:00 | 8 | 60.5 | 59.9 | 51.8 | 60.5 | - | - |
| 18/07/24 12:00 | 8 | 61.5 | 61.1 | 51.3 | 61.5 | - | - |
| 18/07/24 13:00 | 8 | 71.5 | 71.4 | 51.2 | 71.5 | - | - |
| 18/07/24 14:00 | 3 | 60.0 | 59.7 | 48.7 | 60.0 | - | - |
| 18/07/24 15:00 | 8 | 67.0 | 66.9 | 50.7 | 67.0 | - | - |
| 18/07/24 16:00 | 7 | 64.9 | 64.8 | 50.0 | 64.9 | - | - |
| 18/07/24 17:00 | 4 | 66.1 | 66.0 | 49.1 | 66.1 | - | - |
| 18/07/24 18:00 | 8 | 66.0 | 65.9 | 49.6 | 66.0 | - | - |
| 18/07/24 19:00 | 11 | 71.6 | 71.5 | 55.2 | - | 71.6 | - |
| 18/07/24 20:00 | 3 | 64.6 | 64.3 | 52.8 | - | 64.6 | - |
| 18/07/24 21:00 | 2 | 63.4 | 62.8 | 54.3 | - | 63.4 | - |
| 18/07/24 22:00 | 2 | 74.3 | 74.2 | 55.5 | - | 74.3 | - |
| 18/07/24 23:00 | 6 | 79.1 | 79.1 | 59.7 | - | - | 79.1 |
| 19/07/24 0:00 | - | 56.6 | - | 56.6 | - | - | 56.6 |
| 19/07/24 1:00 | 1 | 73.3 | 73.2 | 54.4 | - | - | 73.3 |
| 19/07/24 2:00 | - | 50.8 | - | 50.8 | - | - | 50.8 |
| 19/07/24 3:00 | - | 51.6 | - | 51.6 | - | - | 51.6 |
| 19/07/24 4:00 | - | 52.4 | - | 52.4 | - | - | 52.4 |
| 19/07/24 5:00 | - | 56.1 | - | 56.1 | - | - | 56.1 |
| 19/07/24 6:00 | 14 | 80.1 | 80.1 | 59.4 | - | - | 80.1 |
| | 111 | 70.9 | 70.9 | 53.8 | 65.8 | 70.6 | 74.1 |

Location: DVOR NMT # 2

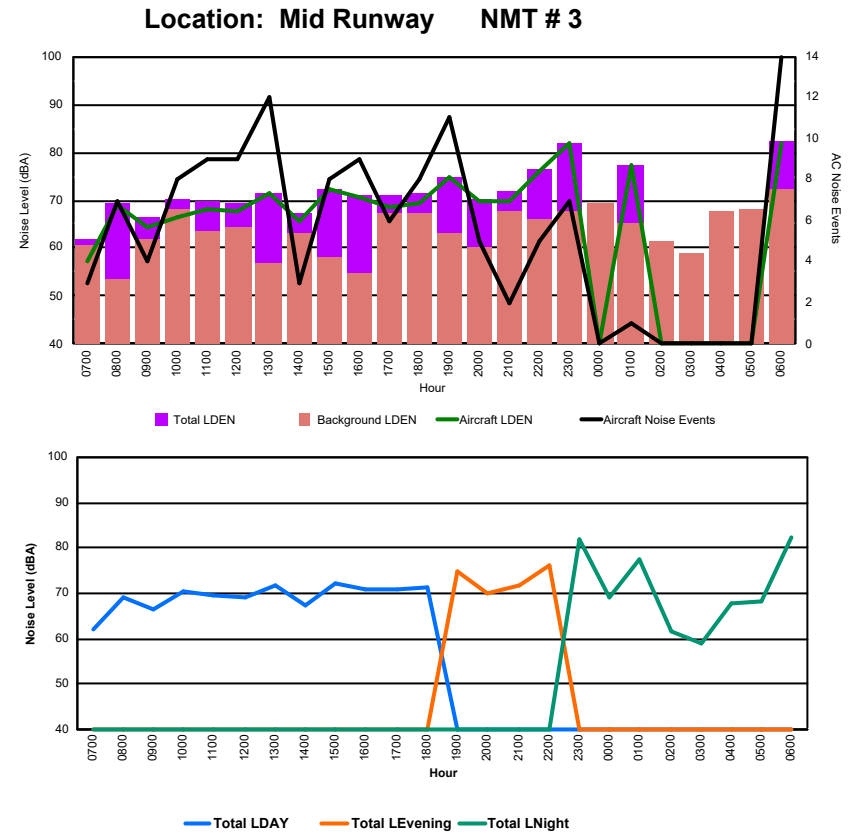




Luxembourg Airport Noise Distribution by Hour

Between 18/07/2024 00:00:00 and 18/07/2024 23:59:59 (Local Time)

| Day | Aircraft Events | Total LDEN dB (A) | Aircraft LDEN dB(A) | Background LDEN dB(A) | Total LDay dB(A) | Total LEvening dB(A) | Total LNight dB (A) |
|----------------|-----------------|-------------------|---------------------|-----------------------|------------------|----------------------|---------------------|
| 18/07/24 7:00 | 3 | 62.0 | 57.2 | 60.8 | 62.0 | - | - |
| 18/07/24 8:00 | 7 | 69.2 | 69.0 | 53.7 | 69.2 | - | - |
| 18/07/24 9:00 | 4 | 66.4 | 64.4 | 62.0 | 66.4 | - | - |
| 18/07/24 10:00 | 8 | 70.4 | 66.5 | 68.1 | 70.4 | - | - |
| 18/07/24 11:00 | 9 | 69.6 | 68.3 | 63.6 | 69.6 | - | - |
| 18/07/24 12:00 | 9 | 69.2 | 67.6 | 64.2 | 69.2 | - | - |
| 18/07/24 13:00 | 12 | 71.6 | 71.5 | 56.8 | 71.6 | - | - |
| 18/07/24 14:00 | 3 | 67.5 | 65.5 | 63.2 | 67.5 | - | - |
| 18/07/24 15:00 | 8 | 72.3 | 72.2 | 58.2 | 72.3 | - | - |
| 18/07/24 16:00 | 9 | 70.9 | 70.8 | 54.7 | 70.9 | - | - |
| 18/07/24 17:00 | 6 | 71.0 | 68.7 | 67.1 | 71.0 | - | - |
| 18/07/24 18:00 | 8 | 71.4 | 69.3 | 67.1 | 71.4 | - | - |
| 18/07/24 19:00 | 11 | 74.8 | 74.6 | 63.0 | - | 74.8 | - |
| 18/07/24 20:00 | 5 | 70.2 | 69.8 | 60.1 | - | 70.2 | - |
| 18/07/24 21:00 | 2 | 71.8 | 69.8 | 67.6 | - | 71.8 | - |
| 18/07/24 22:00 | 5 | 76.4 | 76.1 | 66.0 | - | 76.4 | - |
| 18/07/24 23:00 | 7 | 82.0 | 81.8 | 67.9 | - | - | 82.0 |
| 19/07/24 0:00 | - | 69.1 | - | 69.3 | - | - | 69.1 |
| 19/07/24 1:00 | 1 | 77.5 | 77.1 | 65.4 | - | - | 77.5 |
| 19/07/24 2:00 | - | 61.6 | - | 61.6 | - | - | 61.6 |
| 19/07/24 3:00 | - | 58.8 | - | 58.9 | - | - | 58.8 |
| 19/07/24 4:00 | - | 67.7 | - | 67.8 | - | - | 67.7 |
| 19/07/24 5:00 | - | 68.2 | - | 68.3 | - | - | 68.2 |
| 19/07/24 6:00 | 14 | 82.2 | 81.9 | 72.2 | - | - | 82.2 |
| | 131 | 74.1 | 73.5 | 65.8 | 69.9 | 74.0 | 77.0 |

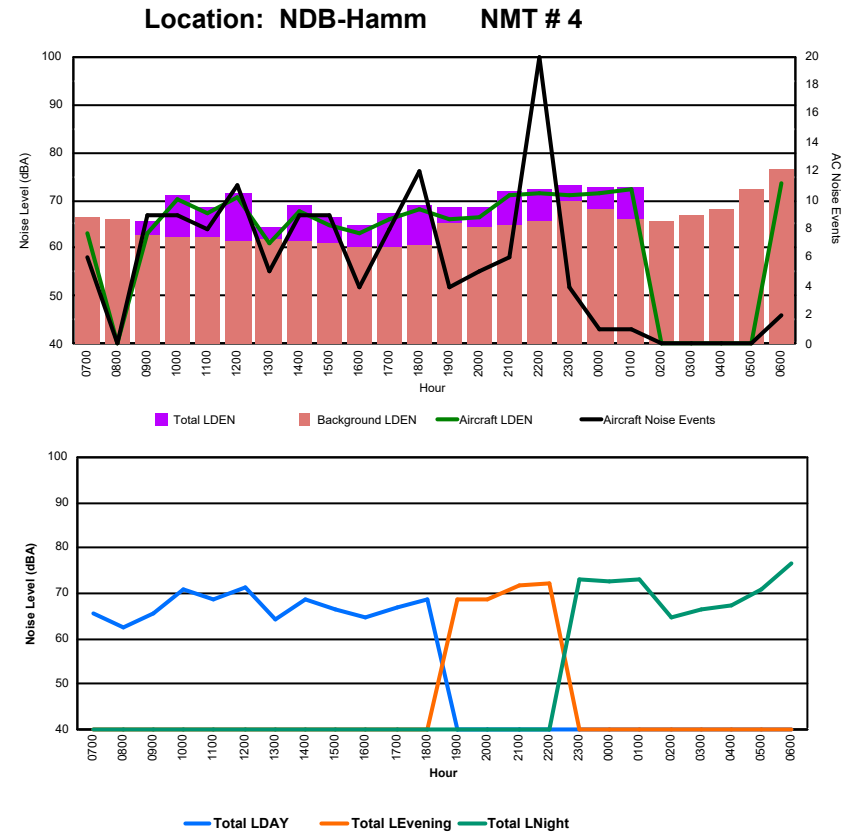




Luxembourg Airport Noise Distribution by Hour

Between 18/07/2024 00:00:00 and 18/07/2024 23:59:59 (Local Time)

| Day | Aircraft Events | Total LDEN dB (A) | Aircraft LDEN dB(A) | Background LDEN dB(A) | Total LDay dB(A) | Total LEvening dB(A) | Total LNight dB (A) | |
|----------|-----------------|-------------------|---------------------|-----------------------|------------------|----------------------|---------------------|------|
| 18/07/24 | 7:00 | 6 | 65.8 | 63.0 | 66.6 | 65.8 | - | - |
| 18/07/24 | 8:00 | - | 62.7 | - | 65.9 | 62.7 | - | - |
| 18/07/24 | 9:00 | 9 | 65.8 | 63.3 | 62.7 | 65.8 | - | - |
| 18/07/24 | 10:00 | 9 | 70.9 | 70.4 | 62.2 | 70.9 | - | - |
| 18/07/24 | 11:00 | 8 | 68.6 | 67.5 | 62.2 | 68.6 | - | - |
| 18/07/24 | 12:00 | 11 | 71.3 | 70.8 | 61.6 | 71.3 | - | - |
| 18/07/24 | 13:00 | 5 | 64.4 | 60.9 | 62.0 | 64.4 | - | - |
| 18/07/24 | 14:00 | 9 | 68.8 | 67.9 | 61.5 | 68.8 | - | - |
| 18/07/24 | 15:00 | 9 | 66.3 | 64.9 | 61.0 | 66.3 | - | - |
| 18/07/24 | 16:00 | 4 | 64.8 | 63.0 | 60.4 | 64.8 | - | - |
| 18/07/24 | 17:00 | 8 | 67.1 | 66.1 | 60.4 | 67.1 | - | - |
| 18/07/24 | 18:00 | 12 | 68.9 | 68.2 | 60.8 | 68.9 | - | - |
| 18/07/24 | 19:00 | 4 | 68.6 | 66.1 | 65.3 | - | 68.6 | - |
| 18/07/24 | 20:00 | 5 | 68.5 | 66.4 | 64.4 | - | 68.5 | - |
| 18/07/24 | 21:00 | 6 | 71.9 | 71.0 | 64.7 | - | 71.9 | - |
| 18/07/24 | 22:00 | 20 | 72.2 | 71.3 | 65.7 | - | 72.2 | - |
| 18/07/24 | 23:00 | 4 | 73.2 | 70.9 | 69.6 | - | - | 73.2 |
| 19/07/24 | 0:00 | 1 | 72.8 | 71.4 | 68.1 | - | - | 72.8 |
| 19/07/24 | 1:00 | 1 | 72.9 | 72.1 | 65.9 | - | - | 72.9 |
| 19/07/24 | 2:00 | - | 64.8 | - | 65.5 | - | - | 64.8 |
| 19/07/24 | 3:00 | - | 66.3 | - | 66.8 | - | - | 66.3 |
| 19/07/24 | 4:00 | - | 67.5 | - | 68.3 | - | - | 67.5 |
| 19/07/24 | 5:00 | - | 70.7 | - | 72.2 | - | - | 70.7 |
| 19/07/24 | 6:00 | 2 | 76.5 | 73.4 | 76.6 | - | - | 76.5 |
| | 133 | 70.1 | 68.1 | 67.4 | 67.8 | 70.6 | 72.1 | |



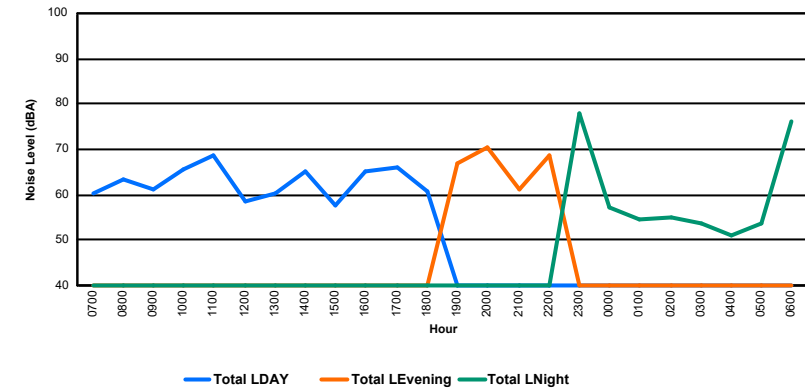
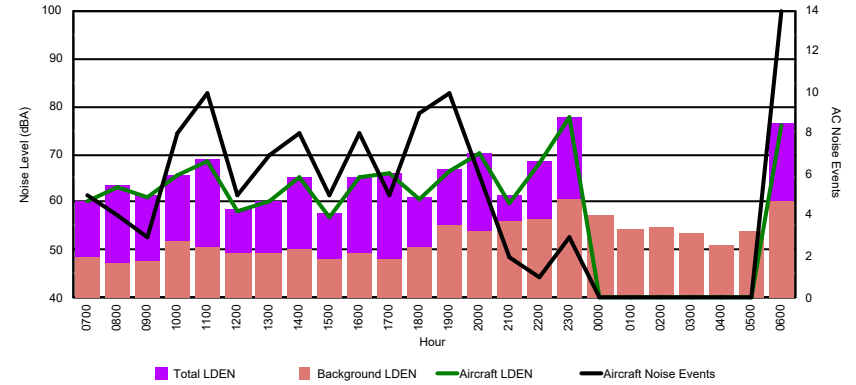


Luxembourg Airport Noise Distribution by Hour

Between 19/07/2024 00:00:00 and 19/07/2024 23:59:59 (Local Time)

| Day | Aircraft Events | Total LDEN dB(A) | Aircraft LDEN dB(A) | Background LDEN dB(A) | Total LDay dB(A) | Total LEvening dB(A) | Total LNight dB(A) |
|----------------|-----------------|------------------|---------------------|-----------------------|------------------|----------------------|--------------------|
| 19/07/24 7:00 | 5 | 60.4 | 60.0 | 48.7 | 60.4 | - | - |
| 19/07/24 8:00 | 4 | 63.4 | 63.2 | 47.4 | 63.4 | - | - |
| 19/07/24 9:00 | 3 | 61.4 | 61.2 | 47.9 | 61.4 | - | - |
| 19/07/24 10:00 | 8 | 65.6 | 65.5 | 51.7 | 65.6 | - | - |
| 19/07/24 11:00 | 10 | 68.8 | 68.7 | 50.5 | 68.8 | - | - |
| 19/07/24 12:00 | 5 | 58.5 | 58.0 | 49.4 | 58.5 | - | - |
| 19/07/24 13:00 | 7 | 60.4 | 60.1 | 49.5 | 60.4 | - | - |
| 19/07/24 14:00 | 8 | 65.3 | 65.1 | 50.2 | 65.3 | - | - |
| 19/07/24 15:00 | 5 | 57.5 | 56.9 | 48.2 | 57.5 | - | - |
| 19/07/24 16:00 | 8 | 65.3 | 65.2 | 49.4 | 65.3 | - | - |
| 19/07/24 17:00 | 5 | 66.1 | 66.0 | 48.0 | 66.1 | - | - |
| 19/07/24 18:00 | 9 | 60.9 | 60.5 | 50.8 | 60.9 | - | - |
| 19/07/24 19:00 | 10 | 66.7 | 66.4 | 55.4 | - | 66.7 | - |
| 19/07/24 20:00 | 6 | 70.4 | 70.3 | 54.0 | - | 70.4 | - |
| 19/07/24 21:00 | 2 | 61.4 | 59.9 | 55.9 | - | 61.4 | - |
| 19/07/24 22:00 | 1 | 68.6 | 68.2 | 56.5 | - | 68.6 | - |
| 19/07/24 23:00 | 3 | 77.9 | 77.9 | 60.5 | - | - | 77.9 |
| 20/07/24 0:00 | - | 57.4 | - | 57.4 | - | - | 57.4 |
| 20/07/24 1:00 | - | 54.4 | - | 54.4 | - | - | 54.4 |
| 20/07/24 2:00 | - | 54.8 | - | 54.8 | - | - | 54.8 |
| 20/07/24 3:00 | - | 53.6 | - | 53.6 | - | - | 53.6 |
| 20/07/24 4:00 | - | 51.1 | - | 51.1 | - | - | 51.1 |
| 20/07/24 5:00 | - | 53.8 | - | 53.8 | - | - | 53.8 |
| 20/07/24 6:00 | 14 | 76.3 | 76.2 | 60.0 | - | - | 76.3 |
| | 113 | 68.3 | 68.1 | 54.2 | 64.0 | 67.8 | 71.2 |

Location: DVOR NMT # 2

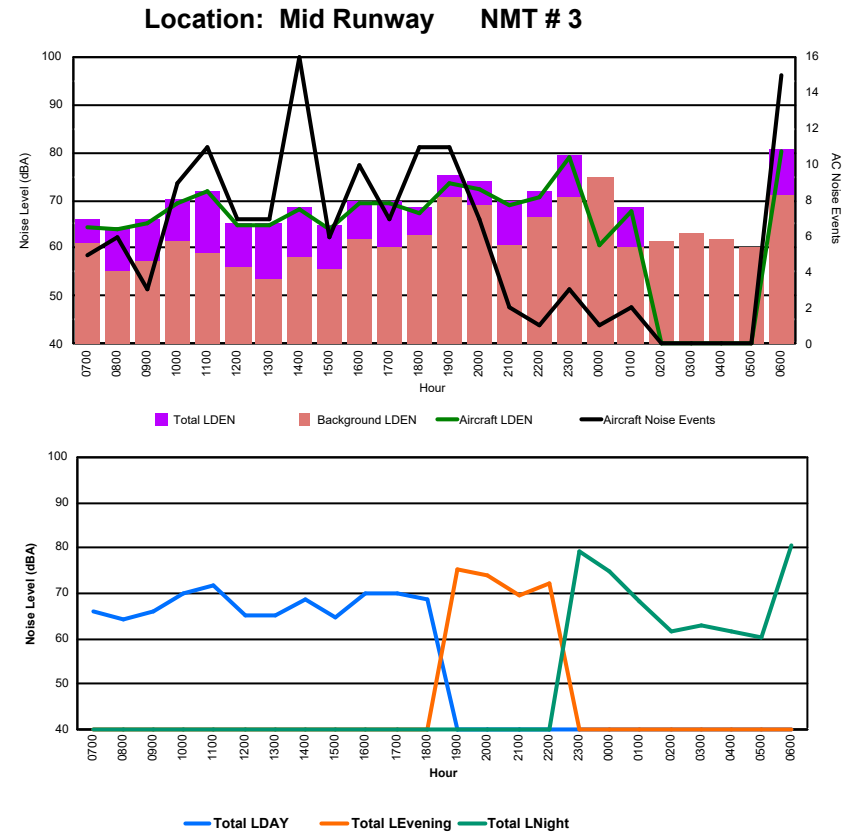




Luxembourg Airport Noise Distribution by Hour

Between 19/07/2024 00:00:00 and 19/07/2024 23:59:59 (Local Time)

| Day | Aircraft Events | Total LDEN dB(A) | Aircraft LDEN dB(A) | Background LDEN dB(A) | Total LDay dB(A) | Total LEvening dB(A) | Total LNight dB(A) |
|----------------|-----------------|------------------|---------------------|-----------------------|------------------|----------------------|--------------------|
| 19/07/24 7:00 | 5 | 65.9 | 64.2 | 61.2 | 65.9 | - | - |
| 19/07/24 8:00 | 6 | 64.4 | 64.0 | 55.2 | 64.4 | - | - |
| 19/07/24 9:00 | 3 | 65.9 | 65.2 | 57.3 | 65.9 | - | - |
| 19/07/24 10:00 | 9 | 70.1 | 69.5 | 61.3 | 70.1 | - | - |
| 19/07/24 11:00 | 11 | 71.9 | 71.7 | 58.9 | 71.9 | - | - |
| 19/07/24 12:00 | 7 | 65.1 | 64.6 | 56.2 | 65.1 | - | - |
| 19/07/24 13:00 | 7 | 65.1 | 64.8 | 53.6 | 65.1 | - | - |
| 19/07/24 14:00 | 16 | 68.7 | 68.3 | 58.2 | 68.7 | - | - |
| 19/07/24 15:00 | 6 | 64.6 | 64.0 | 55.8 | 64.6 | - | - |
| 19/07/24 16:00 | 10 | 69.9 | 69.2 | 61.7 | 69.9 | - | - |
| 19/07/24 17:00 | 7 | 69.8 | 69.3 | 60.0 | 69.8 | - | - |
| 19/07/24 18:00 | 11 | 68.6 | 67.4 | 62.7 | 68.6 | - | - |
| 19/07/24 19:00 | 11 | 75.4 | 73.7 | 70.6 | - | 75.4 | - |
| 19/07/24 20:00 | 7 | 74.0 | 72.5 | 68.8 | - | 74.0 | - |
| 19/07/24 21:00 | 2 | 69.7 | 69.1 | 60.7 | - | 69.7 | - |
| 19/07/24 22:00 | 1 | 72.0 | 70.6 | 66.3 | - | 72.0 | - |
| 19/07/24 23:00 | 3 | 79.4 | 78.9 | 70.5 | - | - | 79.4 |
| 20/07/24 0:00 | 1 | 75.0 | 60.8 | 74.9 | - | - | 75.0 |
| 20/07/24 1:00 | 2 | 68.4 | 67.7 | 60.2 | - | - | 68.4 |
| 20/07/24 2:00 | - | 61.5 | - | 61.6 | - | - | 61.5 |
| 20/07/24 3:00 | - | 63.1 | - | 63.1 | - | - | 63.1 |
| 20/07/24 4:00 | - | 61.7 | - | 61.8 | - | - | 61.7 |
| 20/07/24 5:00 | - | 60.2 | - | 60.1 | - | - | 60.2 |
| 20/07/24 6:00 | 15 | 80.7 | 80.4 | 71.1 | - | - | 80.7 |
| | 140 | 72.4 | 71.3 | 66.1 | 68.2 | 73.3 | 74.9 |

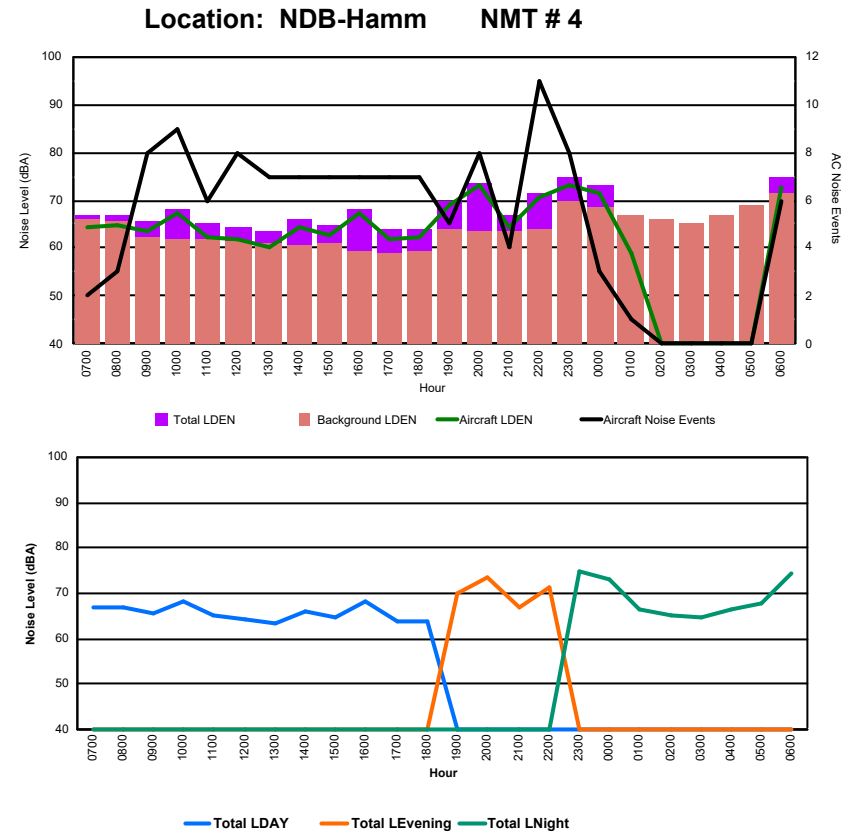




Luxembourg Airport Noise Distribution by Hour

Between 19/07/2024 00:00:00 and 19/07/2024 23:59:59 (Local Time)

| Day | Aircraft Events | Total LDEN dB(A) | Aircraft LDEN dB(A) | Background LDEN dB(A) | Total LDay dB(A) | Total LEvening dB(A) | Total LNight dB(A) |
|----------------|-----------------|------------------|---------------------|-----------------------|------------------|----------------------|--------------------|
| 19/07/24 7:00 | 2 | 66.7 | 64.3 | 66.2 | 66.7 | - | - |
| 19/07/24 8:00 | 3 | 66.7 | 64.7 | 65.5 | 66.7 | - | - |
| 19/07/24 9:00 | 8 | 65.8 | 63.5 | 62.5 | 65.8 | - | - |
| 19/07/24 10:00 | 9 | 68.1 | 67.1 | 61.7 | 68.1 | - | - |
| 19/07/24 11:00 | 6 | 65.0 | 62.3 | 61.7 | 65.0 | - | - |
| 19/07/24 12:00 | 8 | 64.4 | 61.7 | 61.3 | 64.4 | - | - |
| 19/07/24 13:00 | 7 | 63.5 | 60.0 | 61.1 | 63.5 | - | - |
| 19/07/24 14:00 | 7 | 66.0 | 64.5 | 60.8 | 66.0 | - | - |
| 19/07/24 15:00 | 7 | 64.8 | 62.7 | 60.9 | 64.8 | - | - |
| 19/07/24 16:00 | 7 | 68.1 | 67.5 | 59.5 | 68.1 | - | - |
| 19/07/24 17:00 | 7 | 63.8 | 62.0 | 59.1 | 63.8 | - | - |
| 19/07/24 18:00 | 7 | 64.0 | 62.2 | 59.4 | 64.0 | - | - |
| 19/07/24 19:00 | 5 | 69.9 | 68.8 | 63.8 | - | 69.9 | - |
| 19/07/24 20:00 | 8 | 73.5 | 73.0 | 63.6 | - | 73.5 | - |
| 19/07/24 21:00 | 4 | 67.0 | 64.5 | 63.5 | - | 67.0 | - |
| 19/07/24 22:00 | 11 | 71.3 | 70.5 | 64.1 | - | 71.3 | - |
| 19/07/24 23:00 | 8 | 74.7 | 73.3 | 69.7 | - | - | 74.7 |
| 20/07/24 0:00 | 3 | 73.0 | 71.6 | 68.7 | - | - | 73.0 |
| 20/07/24 1:00 | 1 | 66.5 | 58.8 | 66.8 | - | - | 66.5 |
| 20/07/24 2:00 | - | 65.1 | - | 66.1 | - | - | 65.1 |
| 20/07/24 3:00 | - | 64.9 | - | 65.1 | - | - | 64.9 |
| 20/07/24 4:00 | - | 66.3 | - | 66.8 | - | - | 66.3 |
| 20/07/24 5:00 | - | 67.9 | - | 69.0 | - | - | 67.9 |
| 20/07/24 6:00 | 6 | 74.6 | 72.7 | 71.6 | - | - | 74.6 |
| | 124 | 69.1 | 67.3 | 65.5 | 65.8 | 71.0 | 70.9 |

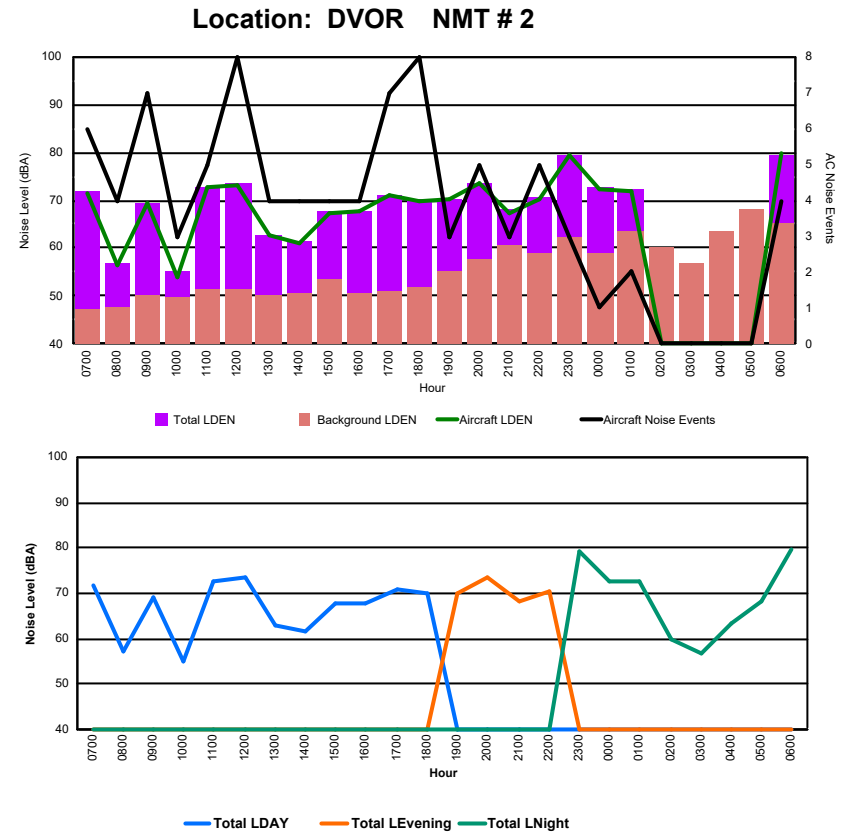




Luxembourg Airport Noise Distribution by Hour

Between 20/07/2024 00:00:00 and 20/07/2024 23:59:59 (Local Time)

| Day | Aircraft Events | Total LDEN dB (A) | Aircraft LDEN dB(A) | Background LDEN dB(A) | Total LDay dB(A) | Total LEvening dB(A) | Total LNight dB (A) | |
|----------|-----------------|-------------------|---------------------|-----------------------|------------------|----------------------|---------------------|------|
| 20/07/24 | 7:00 | 6 | 71.7 | 71.6 | 47.1 | 71.7 | - | - |
| 20/07/24 | 8:00 | 4 | 57.0 | 56.5 | 47.9 | 57.0 | - | - |
| 20/07/24 | 9:00 | 7 | 69.3 | 69.2 | 50.2 | 69.3 | - | - |
| 20/07/24 | 10:00 | 3 | 55.1 | 53.8 | 49.6 | 55.1 | - | - |
| 20/07/24 | 11:00 | 5 | 72.8 | 72.8 | 51.4 | 72.8 | - | - |
| 20/07/24 | 12:00 | 8 | 73.4 | 73.3 | 51.4 | 73.4 | - | - |
| 20/07/24 | 13:00 | 4 | 62.9 | 62.7 | 50.4 | 62.9 | - | - |
| 20/07/24 | 14:00 | 4 | 61.5 | 61.1 | 50.6 | 61.5 | - | - |
| 20/07/24 | 15:00 | 4 | 67.7 | 67.5 | 53.5 | 67.7 | - | - |
| 20/07/24 | 16:00 | 4 | 67.8 | 67.7 | 50.5 | 67.8 | - | - |
| 20/07/24 | 17:00 | 7 | 71.1 | 71.1 | 50.9 | 71.1 | - | - |
| 20/07/24 | 18:00 | 8 | 70.1 | 70.0 | 52.0 | 70.1 | - | - |
| 20/07/24 | 19:00 | 3 | 70.2 | 70.1 | 55.2 | - | 70.2 | - |
| 20/07/24 | 20:00 | 5 | 73.7 | 73.5 | 57.8 | - | 73.7 | - |
| 20/07/24 | 21:00 | 3 | 68.1 | 67.3 | 60.6 | - | 68.1 | - |
| 20/07/24 | 22:00 | 5 | 70.5 | 70.2 | 58.8 | - | 70.5 | - |
| 20/07/24 | 23:00 | 3 | 79.4 | 79.3 | 62.3 | - | - | 79.4 |
| 21/07/24 | 0:00 | 1 | 72.6 | 72.4 | 58.9 | - | - | 72.6 |
| 21/07/24 | 1:00 | 2 | 72.5 | 72.0 | 63.5 | - | - | 72.5 |
| 21/07/24 | 2:00 | - | 59.9 | - | 60.0 | - | - | 59.9 |
| 21/07/24 | 3:00 | - | 56.7 | - | 56.7 | - | - | 56.7 |
| 21/07/24 | 4:00 | - | 63.4 | - | 63.4 | - | - | 63.4 |
| 21/07/24 | 5:00 | - | 68.1 | - | 68.1 | - | - | 68.1 |
| 21/07/24 | 6:00 | 4 | 79.5 | 79.6 | 65.4 | - | - | 79.5 |
| | 90 | 72.0 | 71.8 | 59.7 | 69.4 | 71.1 | 74.4 | |

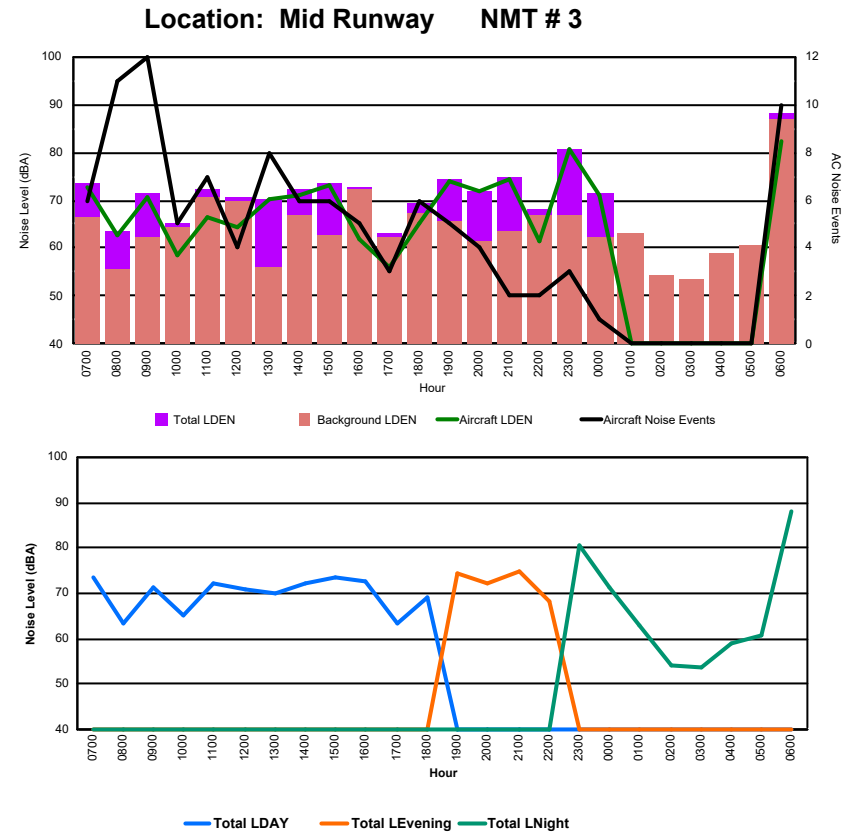




Luxembourg Airport Noise Distribution by Hour

Between 20/07/2024 00:00:00 and 20/07/2024 23:59:59 (Local Time)

| Day | Aircraft Events | Total LDEN dB (A) | Aircraft LDEN dB(A) | Background LDEN dB(A) | Total LDay dB(A) | Total LEvening dB(A) | Total LNight dB (A) |
|----------------|-----------------|-------------------|---------------------|-----------------------|------------------|----------------------|---------------------|
| 20/07/24 7:00 | 6 | 73.4 | 72.7 | 66.6 | 73.4 | - | - |
| 20/07/24 8:00 | 11 | 63.5 | 62.7 | 55.7 | 63.5 | - | - |
| 20/07/24 9:00 | 12 | 71.4 | 70.8 | 62.2 | 71.4 | - | - |
| 20/07/24 10:00 | 5 | 65.3 | 58.5 | 64.4 | 65.3 | - | - |
| 20/07/24 11:00 | 7 | 72.1 | 66.6 | 70.7 | 72.1 | - | - |
| 20/07/24 12:00 | 4 | 70.8 | 64.5 | 69.7 | 70.8 | - | - |
| 20/07/24 13:00 | 8 | 70.2 | 70.1 | 56.0 | 70.2 | - | - |
| 20/07/24 14:00 | 6 | 72.4 | 71.0 | 66.8 | 72.4 | - | - |
| 20/07/24 15:00 | 6 | 73.4 | 73.0 | 62.7 | 73.4 | - | - |
| 20/07/24 16:00 | 5 | 72.8 | 62.0 | 72.4 | 72.8 | - | - |
| 20/07/24 17:00 | 3 | 63.2 | 56.1 | 62.4 | 63.2 | - | - |
| 20/07/24 18:00 | 6 | 69.3 | 65.3 | 67.2 | 69.3 | - | - |
| 20/07/24 19:00 | 5 | 74.4 | 73.8 | 65.5 | - | 74.4 | - |
| 20/07/24 20:00 | 4 | 72.0 | 71.7 | 61.6 | - | 72.0 | - |
| 20/07/24 21:00 | 2 | 74.7 | 74.4 | 63.5 | - | 74.7 | - |
| 20/07/24 22:00 | 2 | 68.1 | 61.6 | 67.0 | - | 68.1 | - |
| 20/07/24 23:00 | 3 | 80.7 | 80.5 | 66.9 | - | - | 80.7 |
| 21/07/24 0:00 | 1 | 71.5 | 70.9 | 62.2 | - | - | 71.5 |
| 21/07/24 1:00 | - | 62.8 | - | 63.1 | - | - | 62.8 |
| 21/07/24 2:00 | - | 54.2 | - | 54.2 | - | - | 54.2 |
| 21/07/24 3:00 | - | 53.6 | - | 53.6 | - | - | 53.6 |
| 21/07/24 4:00 | - | 59.0 | - | 59.0 | - | - | 59.0 |
| 21/07/24 5:00 | - | 60.7 | - | 60.7 | - | - | 60.7 |
| 21/07/24 6:00 | 10 | 88.0 | 82.3 | 86.8 | - | - | 88.0 |
| | 106 | 76.2 | 72.7 | 73.7 | 70.9 | 73.0 | 79.8 |

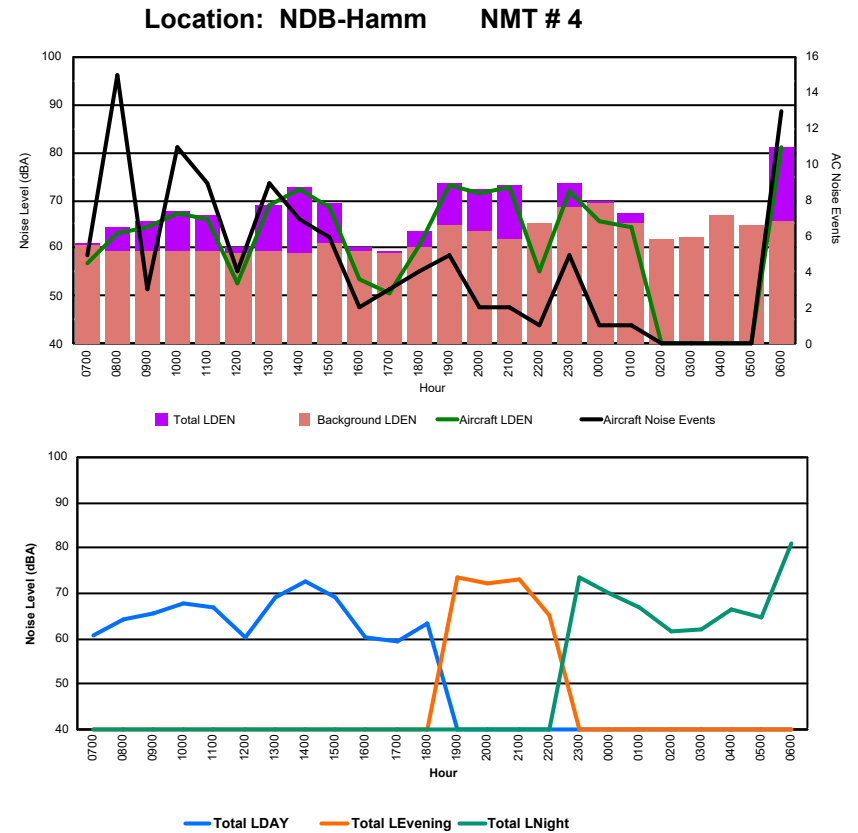




Luxembourg Airport Noise Distribution by Hour

Between 20/07/2024 00:00:00 and 20/07/2024 23:59:59 (Local Time)

| Day | Aircraft Events | Total LDEN dB(A) | Aircraft LDEN dB(A) | Background LDEN dB(A) | Total LDay dB(A) | Total LEvening dB(A) | Total LNight dB(A) |
|----------------|-----------------|------------------|---------------------|-----------------------|------------------|----------------------|--------------------|
| 20/07/24 7:00 | 5 | 60.9 | 56.7 | 60.5 | 60.9 | - | - |
| 20/07/24 8:00 | 15 | 64.3 | 63.3 | 59.4 | 64.3 | - | - |
| 20/07/24 9:00 | 3 | 65.5 | 64.4 | 59.3 | 65.5 | - | - |
| 20/07/24 10:00 | 11 | 67.9 | 67.3 | 59.4 | 67.9 | - | - |
| 20/07/24 11:00 | 9 | 66.9 | 66.1 | 59.2 | 66.9 | - | - |
| 20/07/24 12:00 | 4 | 60.4 | 52.8 | 59.0 | 60.4 | - | - |
| 20/07/24 13:00 | 9 | 69.1 | 68.8 | 59.4 | 69.1 | - | - |
| 20/07/24 14:00 | 7 | 72.6 | 72.4 | 59.0 | 72.6 | - | - |
| 20/07/24 15:00 | 6 | 69.2 | 68.6 | 60.9 | 69.2 | - | - |
| 20/07/24 16:00 | 2 | 60.2 | 53.4 | 59.2 | 60.2 | - | - |
| 20/07/24 17:00 | 3 | 59.3 | 50.6 | 58.8 | 59.3 | - | - |
| 20/07/24 18:00 | 4 | 63.4 | 60.6 | 60.3 | 63.4 | - | - |
| 20/07/24 19:00 | 5 | 73.5 | 73.0 | 64.8 | - | 73.5 | - |
| 20/07/24 20:00 | 2 | 72.3 | 71.6 | 63.5 | - | 72.3 | - |
| 20/07/24 21:00 | 2 | 73.3 | 72.9 | 61.8 | - | 73.3 | - |
| 20/07/24 22:00 | 1 | 65.1 | 55.0 | 65.0 | - | 65.1 | - |
| 20/07/24 23:00 | 5 | 73.4 | 71.7 | 68.5 | - | - | 73.4 |
| 21/07/24 0:00 | 1 | 70.0 | 65.8 | 69.4 | - | - | 70.0 |
| 21/07/24 1:00 | 1 | 67.1 | 64.3 | 65.1 | - | - | 67.1 |
| 21/07/24 2:00 | - | 61.5 | - | 61.8 | - | - | 61.5 |
| 21/07/24 3:00 | - | 62.2 | - | 62.2 | - | - | 62.2 |
| 21/07/24 4:00 | - | 66.4 | - | 66.7 | - | - | 66.4 |
| 21/07/24 5:00 | - | 64.8 | - | 64.9 | - | - | 64.8 |
| 21/07/24 6:00 | 13 | 80.9 | 80.9 | 65.7 | - | - | 80.9 |
| | 108 | 70.9 | 70.1 | 63.6 | 66.9 | 72.0 | 73.3 |

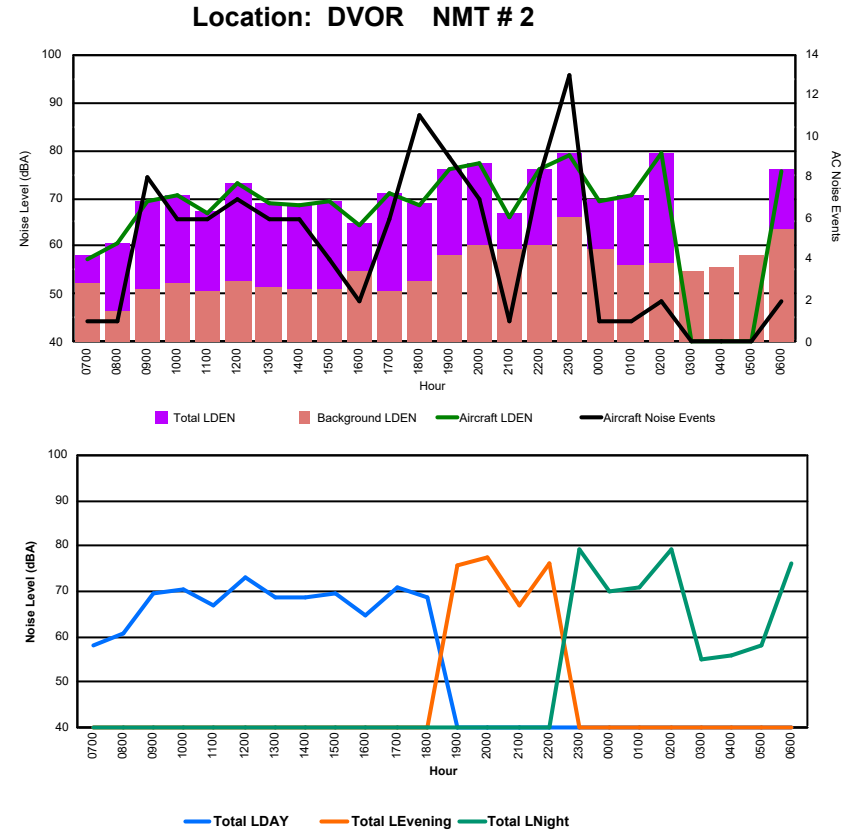




Luxembourg Airport Noise Distribution by Hour

Between 21/07/2024 00:00:00 and 21/07/2024 23:59:59 (Local Time)

| Day | Aircraft Events | Total LDEN dB (A) | Aircraft LDEN dB(A) | Background LDEN dB(A) | Total LDay dB(A) | Total LEvening dB(A) | Total LNight dB (A) | |
|----------|-----------------|-------------------|---------------------|-----------------------|------------------|----------------------|---------------------|------|
| 21/07/24 | 7:00 | 1 | 58.3 | 57.3 | 52.4 | 58.3 | - | - |
| 21/07/24 | 8:00 | 1 | 60.8 | 60.6 | 46.5 | 60.8 | - | - |
| 21/07/24 | 9:00 | 8 | 69.5 | 69.4 | 51.0 | 69.5 | - | - |
| 21/07/24 | 10:00 | 6 | 70.6 | 70.6 | 52.1 | 70.6 | - | - |
| 21/07/24 | 11:00 | 6 | 67.1 | 67.0 | 50.5 | 67.1 | - | - |
| 21/07/24 | 12:00 | 7 | 73.2 | 73.1 | 52.6 | 73.2 | - | - |
| 21/07/24 | 13:00 | 6 | 68.9 | 68.8 | 51.3 | 68.9 | - | - |
| 21/07/24 | 14:00 | 6 | 68.6 | 68.6 | 51.1 | 68.6 | - | - |
| 21/07/24 | 15:00 | 4 | 69.5 | 69.4 | 51.0 | 69.5 | - | - |
| 21/07/24 | 16:00 | 2 | 64.7 | 64.2 | 54.6 | 64.7 | - | - |
| 21/07/24 | 17:00 | 6 | 71.1 | 71.1 | 50.5 | 71.1 | - | - |
| 21/07/24 | 18:00 | 11 | 68.8 | 68.6 | 52.9 | 68.8 | - | - |
| 21/07/24 | 19:00 | 9 | 75.9 | 75.9 | 58.0 | - | 75.9 | - |
| 21/07/24 | 20:00 | 7 | 77.4 | 77.3 | 60.3 | - | 77.4 | - |
| 21/07/24 | 21:00 | 1 | 66.9 | 66.0 | 59.4 | - | 66.9 | - |
| 21/07/24 | 22:00 | 8 | 76.1 | 76.0 | 60.1 | - | 76.1 | - |
| 21/07/24 | 23:00 | 13 | 79.3 | 79.1 | 66.2 | - | - | 79.3 |
| 22/07/24 | 0:00 | 1 | 69.8 | 69.4 | 59.3 | - | - | 69.8 |
| 22/07/24 | 1:00 | 1 | 70.8 | 70.6 | 56.2 | - | - | 70.8 |
| 22/07/24 | 2:00 | 2 | 79.4 | 79.4 | 56.4 | - | - | 79.4 |
| 22/07/24 | 3:00 | - | 54.9 | - | 54.9 | - | - | 54.9 |
| 22/07/24 | 4:00 | - | 55.8 | - | 55.8 | - | - | 55.8 |
| 22/07/24 | 5:00 | - | 58.0 | - | 58.0 | - | - | 58.0 |
| 22/07/24 | 6:00 | 2 | 76.1 | 75.8 | 63.7 | - | - | 76.1 |
| | 108 | 72.9 | 72.8 | 57.9 | 69.0 | 75.4 | 74.7 | |

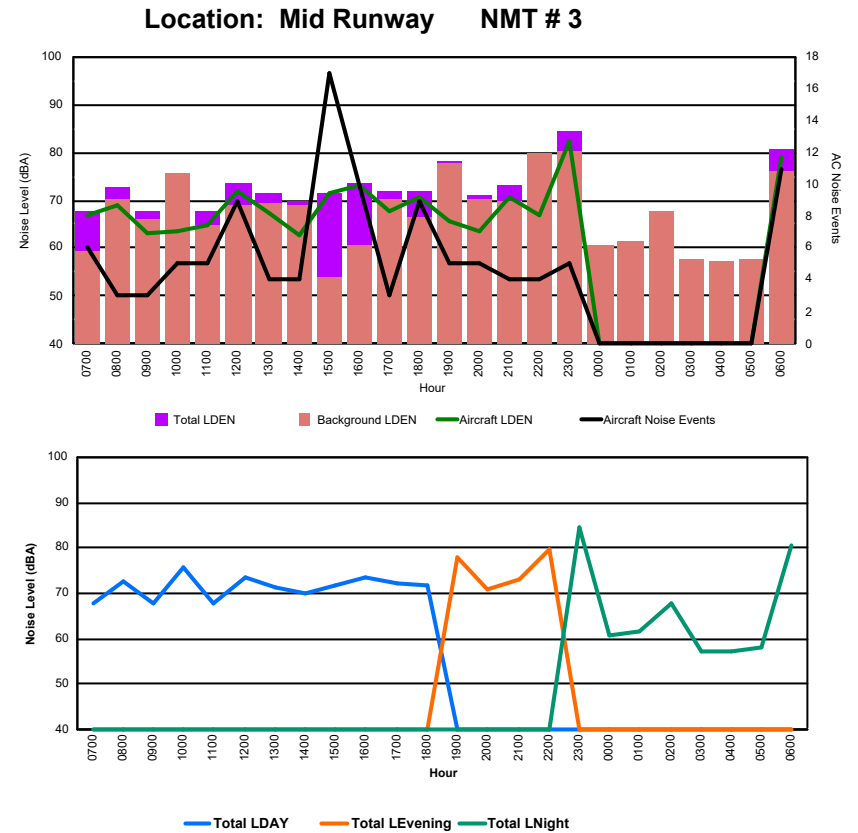




Luxembourg Airport Noise Distribution by Hour

Between 21/07/2024 00:00:00 and 21/07/2024 23:59:59 (Local Time)

| Day | Aircraft Events | Total LDEN dB (A) | Aircraft LDEN dB(A) | Background LDEN dB(A) | Total LDay dB(A) | Total LEvening dB(A) | Total LNight dB (A) |
|----------------|-----------------|-------------------|---------------------|-----------------------|------------------|----------------------|---------------------|
| 21/07/24 7:00 | 6 | 67.7 | 66.9 | 59.4 | 67.7 | - | - |
| 21/07/24 8:00 | 3 | 72.8 | 69.0 | 70.4 | 72.8 | - | - |
| 21/07/24 9:00 | 3 | 67.8 | 63.1 | 66.0 | 67.8 | - | - |
| 21/07/24 10:00 | 5 | 75.7 | 63.7 | 75.5 | 75.7 | - | - |
| 21/07/24 11:00 | 5 | 67.6 | 64.6 | 64.6 | 67.6 | - | - |
| 21/07/24 12:00 | 9 | 73.4 | 71.7 | 68.8 | 73.4 | - | - |
| 21/07/24 13:00 | 4 | 71.5 | 67.4 | 69.4 | 71.5 | - | - |
| 21/07/24 14:00 | 4 | 70.0 | 62.9 | 69.1 | 70.0 | - | - |
| 21/07/24 15:00 | 17 | 71.6 | 71.6 | 54.1 | 71.6 | - | - |
| 21/07/24 16:00 | 10 | 73.4 | 73.2 | 60.7 | 73.4 | - | - |
| 21/07/24 17:00 | 3 | 72.0 | 67.6 | 70.1 | 72.0 | - | - |
| 21/07/24 18:00 | 9 | 71.9 | 70.5 | 66.4 | 71.9 | - | - |
| 21/07/24 19:00 | 5 | 78.0 | 65.5 | 77.8 | - | 78.0 | - |
| 21/07/24 20:00 | 5 | 71.0 | 63.5 | 70.2 | - | 71.0 | - |
| 21/07/24 21:00 | 4 | 73.3 | 70.8 | 69.8 | - | 73.3 | - |
| 21/07/24 22:00 | 4 | 79.8 | 67.0 | 79.6 | - | 79.8 | - |
| 21/07/24 23:00 | 5 | 84.4 | 82.2 | 80.4 | - | - | 84.4 |
| 22/07/24 0:00 | - | 60.7 | - | 60.8 | - | - | 60.7 |
| 22/07/24 1:00 | - | 61.5 | - | 61.6 | - | - | 61.5 |
| 22/07/24 2:00 | - | 67.9 | - | 67.9 | - | - | 67.9 |
| 22/07/24 3:00 | - | 57.4 | - | 57.5 | - | - | 57.4 |
| 22/07/24 4:00 | - | 57.3 | - | 57.3 | - | - | 57.3 |
| 22/07/24 5:00 | - | 57.9 | - | 57.9 | - | - | 57.9 |
| 22/07/24 6:00 | 11 | 80.6 | 78.9 | 75.9 | - | - | 80.6 |
| | 112 | 75.1 | 71.8 | 72.5 | 71.9 | 76.8 | 77.0 |

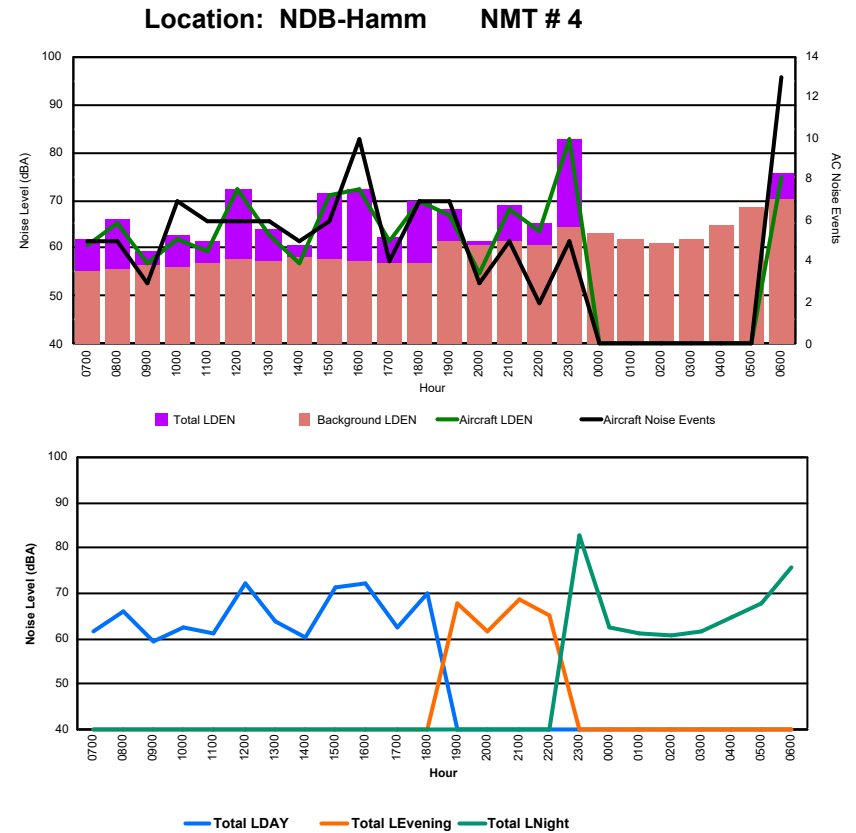




Luxembourg Airport Noise Distribution by Hour

Between 21/07/2024 00:00:00 and 21/07/2024 23:59:59 (Local Time)

| Day | Aircraft Events | Total LDEN dB (A) | Aircraft LDEN dB(A) | Background LDEN dB(A) | Total LDay dB(A) | Total LEvening dB(A) | Total LNight dB (A) |
|----------------|-----------------|-------------------|---------------------|-----------------------|------------------|----------------------|---------------------|
| 21/07/24 7:00 | 5 | 61.8 | 60.8 | 55.2 | 61.8 | - | - |
| 21/07/24 8:00 | 5 | 65.9 | 65.4 | 55.8 | 65.9 | - | - |
| 21/07/24 9:00 | 3 | 59.5 | 56.7 | 56.4 | 59.5 | - | - |
| 21/07/24 10:00 | 7 | 62.7 | 61.7 | 56.1 | 62.7 | - | - |
| 21/07/24 11:00 | 6 | 61.3 | 59.3 | 57.0 | 61.3 | - | - |
| 21/07/24 12:00 | 6 | 72.3 | 72.2 | 57.5 | 72.3 | - | - |
| 21/07/24 13:00 | 6 | 63.9 | 62.8 | 57.3 | 63.9 | - | - |
| 21/07/24 14:00 | 5 | 60.5 | 56.9 | 58.0 | 60.5 | - | - |
| 21/07/24 15:00 | 6 | 71.3 | 71.1 | 57.9 | 71.3 | - | - |
| 21/07/24 16:00 | 10 | 72.4 | 72.3 | 57.2 | 72.4 | - | - |
| 21/07/24 17:00 | 4 | 62.5 | 61.3 | 56.8 | 62.5 | - | - |
| 21/07/24 18:00 | 7 | 69.8 | 69.6 | 56.9 | 69.8 | - | - |
| 21/07/24 19:00 | 7 | 68.0 | 67.0 | 61.6 | - | 68.0 | - |
| 21/07/24 20:00 | 3 | 61.6 | 54.7 | 60.7 | - | 61.6 | - |
| 21/07/24 21:00 | 5 | 68.9 | 68.1 | 61.4 | - | 68.9 | - |
| 21/07/24 22:00 | 2 | 65.3 | 63.5 | 60.6 | - | 65.3 | - |
| 21/07/24 23:00 | 5 | 82.7 | 82.6 | 64.2 | - | - | 82.7 |
| 22/07/24 0:00 | - | 62.6 | - | 63.2 | - | - | 62.6 |
| 22/07/24 1:00 | - | 61.3 | - | 61.7 | - | - | 61.3 |
| 22/07/24 2:00 | - | 60.8 | - | 61.1 | - | - | 60.8 |
| 22/07/24 3:00 | - | 61.7 | - | 61.7 | - | - | 61.7 |
| 22/07/24 4:00 | - | 64.7 | - | 64.8 | - | - | 64.7 |
| 22/07/24 5:00 | - | 67.7 | - | 68.7 | - | - | 67.7 |
| 22/07/24 6:00 | 13 | 75.7 | 75.0 | 70.3 | - | - | 75.7 |
| | 105 | 71.4 | 70.9 | 62.3 | 67.8 | 66.7 | 74.7 |



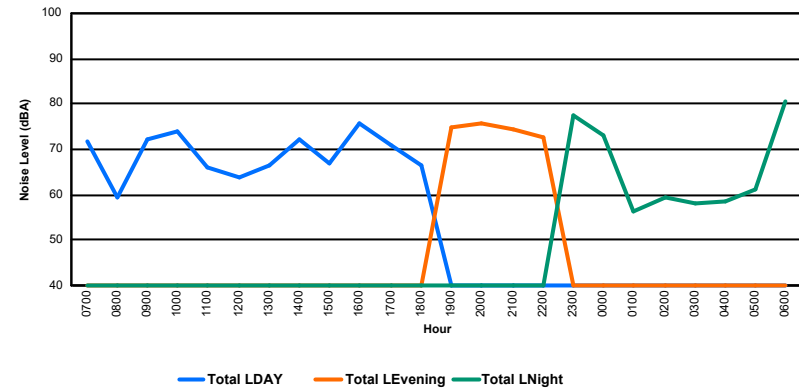
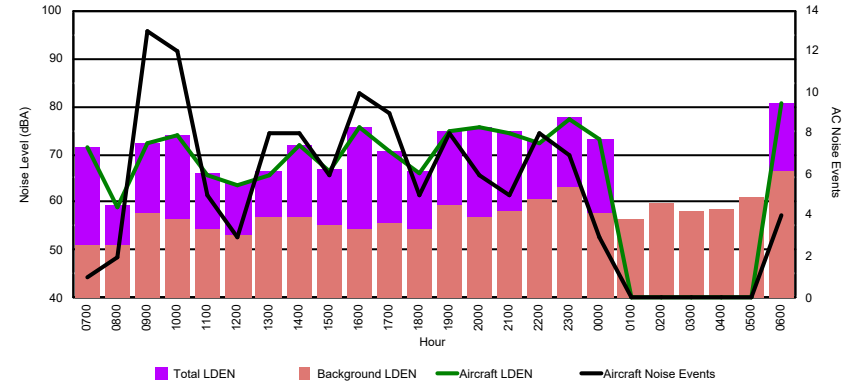


Luxembourg Airport Noise Distribution by Hour

Between 22/07/2024 00:00:00 and 22/07/2024 23:59:59 (Local Time)

| Day | Aircraft Events | Total LDEN dB (A) | Aircraft LDEN dB(A) | Background LDEN dB(A) | Total LDay dB(A) | Total LEvening dB(A) | Total LNight dB (A) | |
|----------|-----------------|-------------------|---------------------|-----------------------|------------------|----------------------|---------------------|------|
| 22/07/24 | 7:00 | 1 | 71.6 | 71.5 | 50.9 | 71.6 | - | - |
| 22/07/24 | 8:00 | 2 | 59.5 | 58.9 | 51.0 | 59.5 | - | - |
| 22/07/24 | 9:00 | 13 | 72.2 | 72.1 | 57.5 | 72.2 | - | - |
| 22/07/24 | 10:00 | 12 | 74.1 | 74.0 | 56.4 | 74.1 | - | - |
| 22/07/24 | 11:00 | 5 | 66.0 | 65.7 | 54.4 | 66.0 | - | - |
| 22/07/24 | 12:00 | 3 | 63.9 | 63.5 | 53.3 | 63.9 | - | - |
| 22/07/24 | 13:00 | 8 | 66.3 | 65.8 | 56.7 | 66.3 | - | - |
| 22/07/24 | 14:00 | 8 | 72.0 | 71.9 | 56.7 | 72.0 | - | - |
| 22/07/24 | 15:00 | 6 | 67.0 | 66.3 | 55.1 | 67.0 | - | - |
| 22/07/24 | 16:00 | 10 | 75.6 | 75.7 | 54.2 | 75.6 | - | - |
| 22/07/24 | 17:00 | 9 | 70.8 | 70.7 | 55.7 | 70.8 | - | - |
| 22/07/24 | 18:00 | 5 | 66.4 | 66.1 | 54.4 | 66.4 | - | - |
| 22/07/24 | 19:00 | 8 | 74.9 | 74.8 | 59.3 | - | 74.9 | - |
| 22/07/24 | 20:00 | 6 | 75.7 | 75.6 | 56.8 | - | 75.7 | - |
| 22/07/24 | 21:00 | 5 | 74.6 | 74.5 | 58.0 | - | 74.6 | - |
| 22/07/24 | 22:00 | 8 | 72.8 | 72.5 | 60.7 | - | 72.8 | - |
| 22/07/24 | 23:00 | 7 | 77.7 | 77.5 | 63.0 | - | - | 77.7 |
| 23/07/24 | 0:00 | 3 | 73.1 | 73.0 | 57.9 | - | - | 73.1 |
| 23/07/24 | 1:00 | - | 56.5 | - | 56.5 | - | - | 56.5 |
| 23/07/24 | 2:00 | - | 59.6 | - | 59.6 | - | - | 59.6 |
| 23/07/24 | 3:00 | - | 58.3 | - | 58.3 | - | - | 58.3 |
| 23/07/24 | 4:00 | - | 58.4 | - | 58.4 | - | - | 58.4 |
| 23/07/24 | 5:00 | - | 61.2 | - | 61.2 | - | - | 61.2 |
| 23/07/24 | 6:00 | 4 | 80.8 | 80.6 | 66.5 | - | - | 80.8 |
| | 123 | 72.8 | 72.7 | 58.8 | 70.7 | 74.6 | 74.1 | |

Location: DVOR NMT # 2

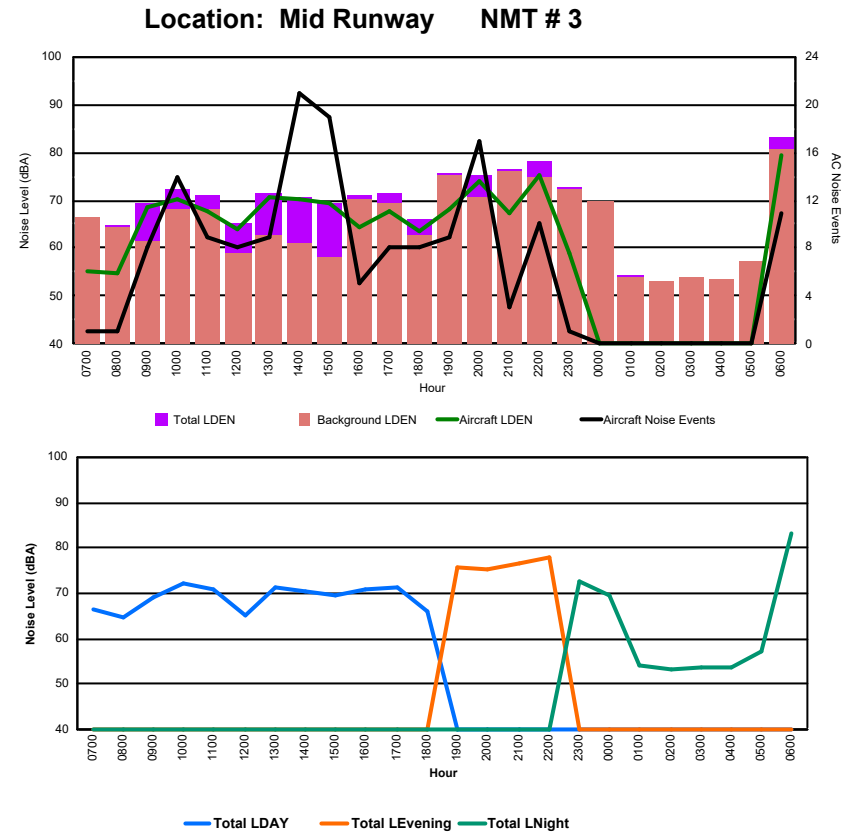




Luxembourg Airport Noise Distribution by Hour

Between 22/07/2024 00:00:00 and 22/07/2024 23:59:59 (Local Time)

| Day | Aircraft Events | Total LDEN dB(A) | Aircraft LDEN dB(A) | Background LDEN dB(A) | Total LDay dB(A) | Total LEvening dB(A) | Total LNight dB(A) | |
|----------|-----------------|------------------|---------------------|-----------------------|------------------|----------------------|--------------------|------|
| 22/07/24 | 7:00 | 1 | 66.5 | 55.2 | 66.3 | 66.5 | - | - |
| 22/07/24 | 8:00 | 1 | 64.9 | 54.8 | 64.4 | 64.9 | - | - |
| 22/07/24 | 9:00 | 8 | 69.2 | 68.5 | 61.3 | 69.2 | - | - |
| 22/07/24 | 10:00 | 14 | 72.2 | 70.2 | 68.0 | 72.2 | - | - |
| 22/07/24 | 11:00 | 9 | 70.9 | 67.6 | 68.1 | 70.9 | - | - |
| 22/07/24 | 12:00 | 8 | 65.1 | 63.9 | 59.0 | 65.1 | - | - |
| 22/07/24 | 13:00 | 9 | 71.4 | 70.8 | 62.6 | 71.4 | - | - |
| 22/07/24 | 14:00 | 21 | 70.6 | 70.1 | 61.1 | 70.6 | - | - |
| 22/07/24 | 15:00 | 19 | 69.5 | 69.2 | 58.0 | 69.5 | - | - |
| 22/07/24 | 16:00 | 5 | 71.1 | 64.2 | 70.2 | 71.1 | - | - |
| 22/07/24 | 17:00 | 8 | 71.5 | 67.6 | 69.2 | 71.5 | - | - |
| 22/07/24 | 18:00 | 8 | 66.1 | 63.5 | 62.7 | 66.1 | - | - |
| 22/07/24 | 19:00 | 9 | 75.7 | 68.2 | 75.3 | - | 75.7 | - |
| 22/07/24 | 20:00 | 17 | 75.4 | 73.9 | 70.5 | - | 75.4 | - |
| 22/07/24 | 21:00 | 3 | 76.5 | 67.4 | 76.0 | - | 76.5 | - |
| 22/07/24 | 22:00 | 10 | 78.1 | 75.2 | 75.0 | - | 78.1 | - |
| 22/07/24 | 23:00 | 1 | 72.6 | 58.8 | 72.5 | - | - | 72.6 |
| 23/07/24 | 0:00 | - | 69.7 | - | 69.7 | - | - | 69.7 |
| 23/07/24 | 1:00 | - | 54.2 | - | 54.1 | - | - | 54.2 |
| 23/07/24 | 2:00 | - | 53.1 | - | 53.2 | - | - | 53.1 |
| 23/07/24 | 3:00 | - | 53.8 | - | 53.8 | - | - | 53.8 |
| 23/07/24 | 4:00 | - | 53.7 | - | 53.7 | - | - | 53.7 |
| 23/07/24 | 5:00 | - | 57.3 | - | 57.3 | - | - | 57.3 |
| 23/07/24 | 6:00 | 11 | 83.2 | 79.5 | 80.8 | - | - | 83.2 |
| | 162 | 73.5 | 69.8 | 71.1 | 69.8 | 76.6 | 74.7 | |

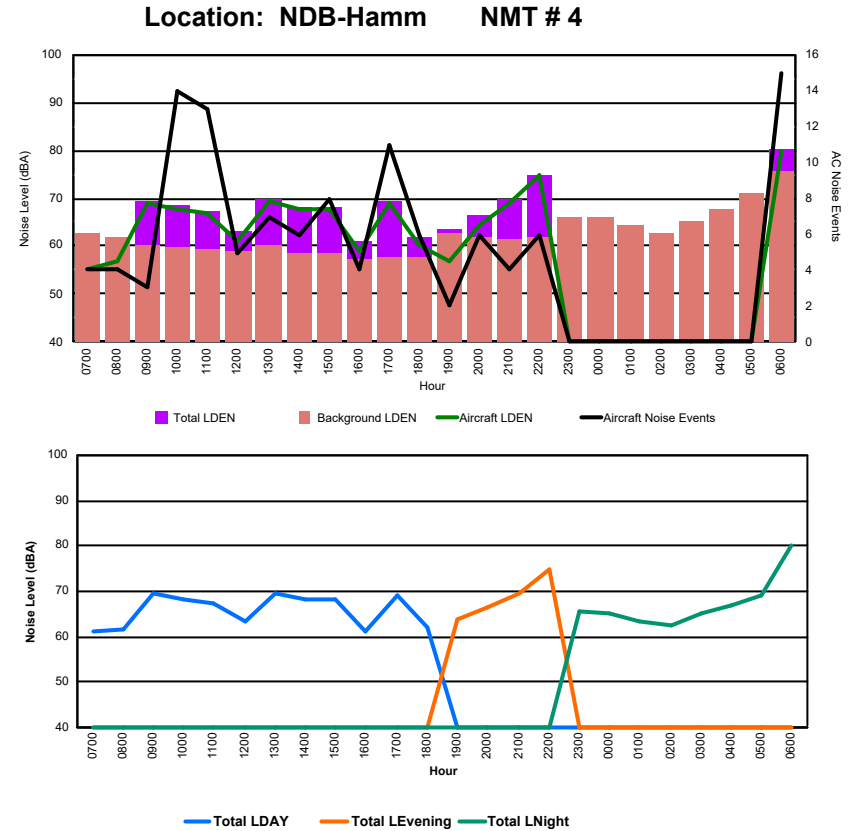




Luxembourg Airport Noise Distribution by Hour

Between 22/07/2024 00:00:00 and 22/07/2024 23:59:59 (Local Time)

| Day | Aircraft Events | Total LDEN dB (A) | Aircraft LDEN dB(A) | Background LDEN dB(A) | Total LDay dB(A) | Total LEvening dB(A) | Total LNight dB (A) |
|----------------|-----------------|-------------------|---------------------|-----------------------|------------------|----------------------|---------------------|
| 22/07/24 7:00 | 4 | 61.1 | 55.1 | 62.7 | 61.1 | - | - |
| 22/07/24 8:00 | 4 | 61.5 | 56.7 | 62.0 | 61.5 | - | - |
| 22/07/24 9:00 | 3 | 69.4 | 68.9 | 60.0 | 69.4 | - | - |
| 22/07/24 10:00 | 14 | 68.4 | 67.9 | 59.6 | 68.4 | - | - |
| 22/07/24 11:00 | 13 | 67.4 | 66.7 | 59.4 | 67.4 | - | - |
| 22/07/24 12:00 | 5 | 63.2 | 61.2 | 58.9 | 63.2 | - | - |
| 22/07/24 13:00 | 7 | 69.7 | 69.2 | 60.3 | 69.7 | - | - |
| 22/07/24 14:00 | 6 | 68.3 | 67.7 | 58.5 | 68.3 | - | - |
| 22/07/24 15:00 | 8 | 68.1 | 67.7 | 58.5 | 68.1 | - | - |
| 22/07/24 16:00 | 4 | 61.2 | 58.8 | 57.4 | 61.2 | - | - |
| 22/07/24 17:00 | 11 | 69.2 | 68.9 | 57.6 | 69.2 | - | - |
| 22/07/24 18:00 | 6 | 61.9 | 60.1 | 57.5 | 61.9 | - | - |
| 22/07/24 19:00 | 2 | 63.7 | 56.9 | 62.7 | - | 63.7 | - |
| 22/07/24 20:00 | 6 | 66.4 | 64.5 | 62.0 | - | 66.4 | - |
| 22/07/24 21:00 | 4 | 69.6 | 68.9 | 61.5 | - | 69.6 | - |
| 22/07/24 22:00 | 6 | 74.8 | 74.6 | 61.7 | - | 74.8 | - |
| 22/07/24 23:00 | - | 65.8 | - | 65.9 | - | - | 65.8 |
| 23/07/24 0:00 | - | 65.1 | - | 66.2 | - | - | 65.1 |
| 23/07/24 1:00 | - | 63.5 | - | 64.2 | - | - | 63.5 |
| 23/07/24 2:00 | - | 62.4 | - | 62.9 | - | - | 62.4 |
| 23/07/24 3:00 | - | 65.0 | - | 65.2 | - | - | 65.0 |
| 23/07/24 4:00 | - | 67.1 | - | 67.8 | - | - | 67.1 |
| 23/07/24 5:00 | - | 69.3 | - | 70.9 | - | - | 69.3 |
| 23/07/24 6:00 | 15 | 80.2 | 79.9 | 75.5 | - | - | 80.2 |
| | 118 | 70.0 | 68.9 | 65.6 | 67.0 | 70.6 | 72.2 |

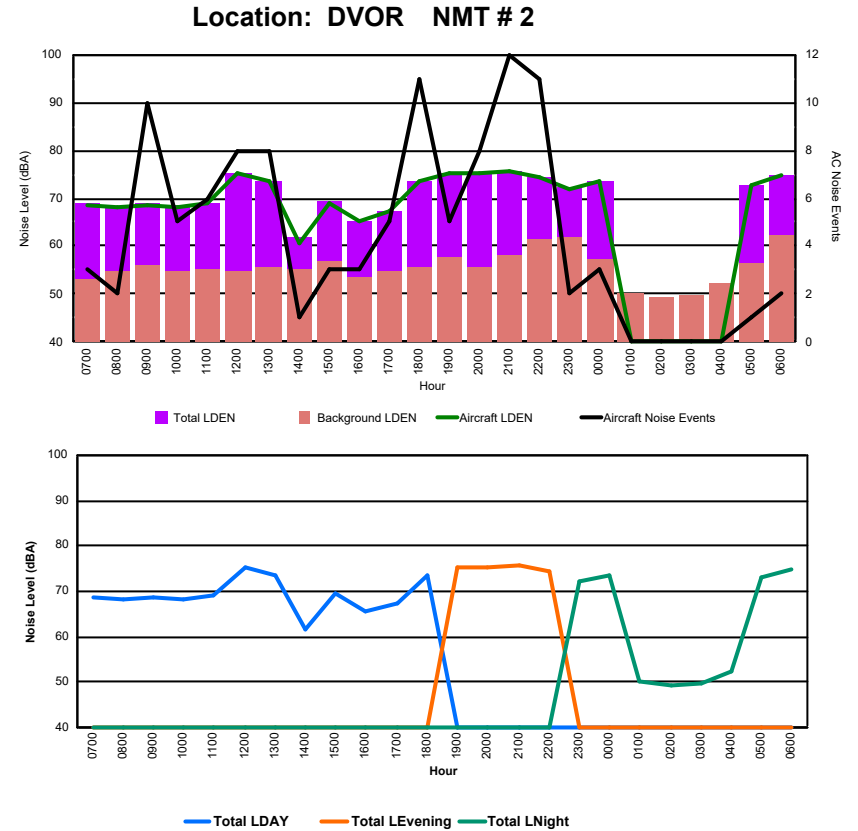




Luxembourg Airport Noise Distribution by Hour

Between 23/07/2024 00:00:00 and 23/07/2024 23:59:59 (Local Time)

| Day | Aircraft Events | Total LDEN dB(A) | Aircraft LDEN dB(A) | Background LDEN dB(A) | Total LDay dB(A) | Total LEvening dB(A) | Total LNight dB(A) | |
|----------|-----------------|------------------|---------------------|-----------------------|------------------|----------------------|--------------------|------|
| 23/07/24 | 7:00 | 3 | 68.8 | 68.7 | 53.3 | 68.8 | - | - |
| 23/07/24 | 8:00 | 2 | 68.3 | 68.1 | 54.9 | 68.3 | - | - |
| 23/07/24 | 9:00 | 10 | 68.9 | 68.7 | 56.1 | 68.9 | - | - |
| 23/07/24 | 10:00 | 5 | 68.4 | 68.3 | 54.6 | 68.4 | - | - |
| 23/07/24 | 11:00 | 6 | 69.1 | 68.9 | 55.3 | 69.1 | - | - |
| 23/07/24 | 12:00 | 8 | 75.2 | 75.1 | 54.9 | 75.2 | - | - |
| 23/07/24 | 13:00 | 8 | 73.5 | 73.4 | 55.6 | 73.5 | - | - |
| 23/07/24 | 14:00 | 1 | 61.8 | 60.7 | 55.1 | 61.8 | - | - |
| 23/07/24 | 15:00 | 3 | 69.4 | 69.1 | 57.0 | 69.4 | - | - |
| 23/07/24 | 16:00 | 3 | 65.4 | 65.0 | 53.7 | 65.4 | - | - |
| 23/07/24 | 17:00 | 5 | 67.5 | 67.3 | 54.6 | 67.5 | - | - |
| 23/07/24 | 18:00 | 11 | 73.5 | 73.4 | 55.8 | 73.5 | - | - |
| 23/07/24 | 19:00 | 5 | 75.2 | 75.2 | 57.8 | - | 75.2 | - |
| 23/07/24 | 20:00 | 8 | 75.4 | 75.3 | 55.8 | - | 75.4 | - |
| 23/07/24 | 21:00 | 12 | 75.8 | 75.7 | 58.2 | - | 75.8 | - |
| 23/07/24 | 22:00 | 11 | 74.4 | 74.2 | 61.3 | - | 74.4 | - |
| 23/07/24 | 23:00 | 2 | 72.4 | 72.0 | 61.9 | - | - | 72.4 |
| 24/07/24 | 0:00 | 3 | 73.7 | 73.7 | 57.3 | - | - | 73.7 |
| 24/07/24 | 1:00 | - | 50.1 | - | 50.1 | - | - | 50.1 |
| 24/07/24 | 2:00 | - | 49.3 | - | 49.3 | - | - | 49.3 |
| 24/07/24 | 3:00 | - | 49.6 | - | 49.6 | - | - | 49.6 |
| 24/07/24 | 4:00 | - | 52.3 | - | 52.3 | - | - | 52.3 |
| 24/07/24 | 5:00 | 1 | 72.9 | 72.8 | 56.3 | - | - | 72.9 |
| 24/07/24 | 6:00 | 2 | 74.9 | 74.6 | 62.1 | - | - | 74.9 |
| | 109 | 71.8 | 71.6 | 56.8 | 70.5 | 75.2 | 70.6 | |

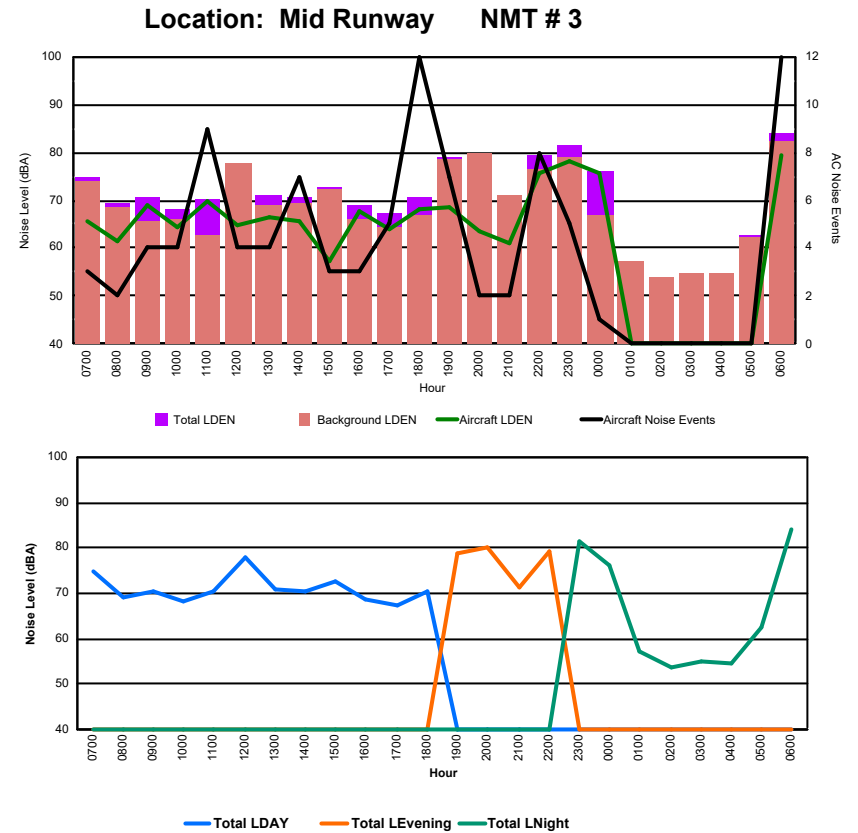




Luxembourg Airport Noise Distribution by Hour

Between 23/07/2024 00:00:00 and 23/07/2024 23:59:59 (Local Time)

| Day | Aircraft Events | Total LDEN dB(A) | Aircraft LDEN dB(A) | Background LDEN dB(A) | Total LDay dB(A) | Total LEvening dB(A) | Total LNight dB(A) | |
|----------|-----------------|------------------|---------------------|-----------------------|------------------|----------------------|--------------------|------|
| 23/07/24 | 7:00 | 3 | 74.7 | 65.6 | 74.1 | 74.7 | - | - |
| 23/07/24 | 8:00 | 2 | 69.3 | 61.5 | 68.4 | 69.3 | - | - |
| 23/07/24 | 9:00 | 4 | 70.5 | 68.9 | 65.6 | 70.5 | - | - |
| 23/07/24 | 10:00 | 4 | 68.2 | 64.2 | 66.0 | 68.2 | - | - |
| 23/07/24 | 11:00 | 9 | 70.3 | 69.6 | 62.7 | 70.3 | - | - |
| 23/07/24 | 12:00 | 4 | 77.9 | 64.8 | 77.6 | 77.9 | - | - |
| 23/07/24 | 13:00 | 4 | 70.9 | 66.3 | 69.0 | 70.9 | - | - |
| 23/07/24 | 14:00 | 7 | 70.6 | 65.6 | 69.2 | 70.6 | - | - |
| 23/07/24 | 15:00 | 3 | 72.8 | 57.1 | 72.2 | 72.8 | - | - |
| 23/07/24 | 16:00 | 3 | 68.9 | 67.9 | 65.9 | 68.9 | - | - |
| 23/07/24 | 17:00 | 5 | 67.2 | 64.0 | 64.5 | 67.2 | - | - |
| 23/07/24 | 18:00 | 12 | 70.5 | 68.3 | 66.8 | 70.5 | - | - |
| 23/07/24 | 19:00 | 7 | 78.8 | 68.5 | 78.4 | - | 78.8 | - |
| 23/07/24 | 20:00 | 2 | 80.0 | 63.5 | 80.0 | - | 80.0 | - |
| 23/07/24 | 21:00 | 2 | 71.2 | 61.2 | 70.9 | - | 71.2 | - |
| 23/07/24 | 22:00 | 8 | 79.2 | 75.8 | 76.5 | - | 79.2 | - |
| 23/07/24 | 23:00 | 5 | 81.6 | 78.2 | 79.1 | - | - | 81.6 |
| 24/07/24 | 0:00 | 1 | 76.0 | 75.5 | 66.9 | - | - | 76.0 |
| 24/07/24 | 1:00 | - | 57.3 | - | 57.3 | - | - | 57.3 |
| 24/07/24 | 2:00 | - | 53.8 | - | 53.8 | - | - | 53.8 |
| 24/07/24 | 3:00 | - | 54.8 | - | 54.8 | - | - | 54.8 |
| 24/07/24 | 4:00 | - | 54.6 | - | 54.6 | - | - | 54.6 |
| 24/07/24 | 5:00 | - | 62.7 | - | 62.2 | - | - | 62.7 |
| 24/07/24 | 6:00 | 12 | 84.0 | 79.5 | 82.3 | - | - | 84.0 |
| | 97 | 75.8 | 70.8 | 74.2 | 72.1 | 78.3 | 77.4 | |





Luxembourg Airport Noise Distribution by Hour

Between 23/07/2024 00:00:00 and 23/07/2024 23:59:59 (Local Time)

| Day | Aircraft Events | Total LDEN dB(A) | Aircraft LDEN dB(A) | Background LDEN dB(A) | Total LDay dB(A) | Total LEvening dB(A) | Total LNight dB(A) |
|----------------|-----------------|------------------|---------------------|-----------------------|------------------|----------------------|--------------------|
| 23/07/24 7:00 | 5 | 62.9 | 58.7 | 64.3 | 62.9 | - | - |
| 23/07/24 8:00 | 4 | 68.2 | 67.4 | 63.7 | 68.2 | - | - |
| 23/07/24 9:00 | 5 | 67.6 | 66.8 | 60.3 | 67.6 | - | - |
| 23/07/24 10:00 | 5 | 63.2 | 59.0 | 61.3 | 63.2 | - | - |
| 23/07/24 11:00 | 9 | 65.9 | 64.4 | 61.0 | 65.9 | - | - |
| 23/07/24 12:00 | 6 | 66.5 | 65.1 | 60.8 | 66.5 | - | - |
| 23/07/24 13:00 | 4 | 63.2 | 58.8 | 61.3 | 63.2 | - | - |
| 23/07/24 14:00 | 10 | 64.5 | 61.7 | 61.6 | 64.5 | - | - |
| 23/07/24 15:00 | 3 | 65.6 | 63.9 | 60.9 | 65.6 | - | - |
| 23/07/24 16:00 | 3 | 65.2 | 63.9 | 59.3 | 65.2 | - | - |
| 23/07/24 17:00 | 4 | 64.8 | 63.6 | 58.8 | 64.8 | - | - |
| 23/07/24 18:00 | 10 | 62.6 | 60.2 | 59.3 | 62.6 | - | - |
| 23/07/24 19:00 | 8 | 68.4 | 66.9 | 63.3 | - | 68.4 | - |
| 23/07/24 20:00 | 2 | 66.5 | 64.6 | 62.0 | - | 66.5 | - |
| 23/07/24 21:00 | 2 | 63.3 | 57.9 | 61.8 | - | 63.3 | - |
| 23/07/24 22:00 | 9 | 77.9 | 77.8 | 62.3 | - | 77.9 | - |
| 23/07/24 23:00 | 5 | 80.2 | 80.1 | 64.8 | - | - | 80.2 |
| 24/07/24 0:00 | 1 | 76.6 | 76.4 | 62.8 | - | - | 76.6 |
| 24/07/24 1:00 | - | 61.1 | - | 61.5 | - | - | 61.1 |
| 24/07/24 2:00 | - | 60.9 | - | 61.2 | - | - | 60.9 |
| 24/07/24 3:00 | - | 62.7 | - | 62.7 | - | - | 62.7 |
| 24/07/24 4:00 | - | 65.2 | - | 65.5 | - | - | 65.2 |
| 24/07/24 5:00 | - | 69.8 | - | 71.1 | - | - | 69.8 |
| 24/07/24 6:00 | 15 | 80.5 | 80.3 | 74.0 | - | - | 80.5 |
| | 110 | 72.2 | 71.6 | 64.9 | 65.4 | 72.7 | 75.4 |

