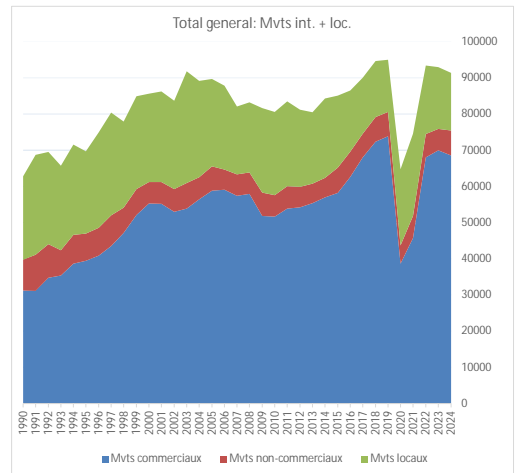




Mouvements Internationaux

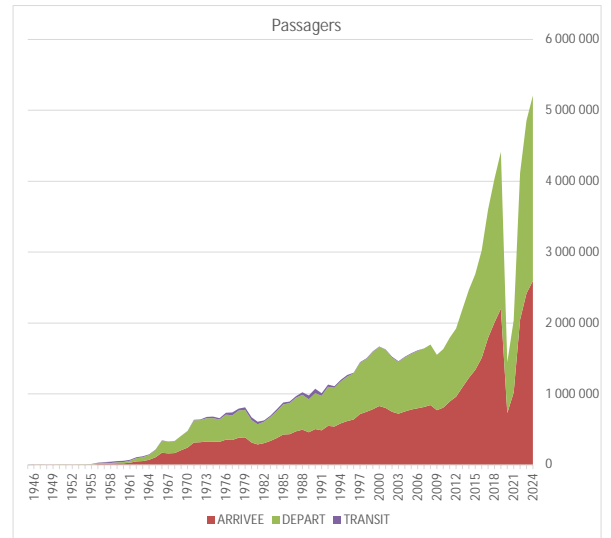
| ANNEE | Mvts commerciaux |                 |                     |        | Mvts non-commerciaux |                   |        |       | TOTAL mvs int. | Mvs locaux | TOTAL GENERAL |
|-------|------------------|-----------------|---------------------|--------|----------------------|-------------------|--------|-------|----------------|------------|---------------|
|       | Trafic régulier  | Trafic non-rég. | Aviation d'affaires | Total  | Mvts d'Etat          | Aviation générale | Autres | Total |                |            |               |
| 2024  | 51 495           | 16 855          | 182                 | 68 532 | 288                  | 3 373             | 3 172  | 6 833 | 75 365         | 15 918     | 91 283        |
| 2023  | 50 995           | 15 165          | 3 775               | 69 935 | 384                  | 4 341             | 1 182  | 5 907 | 75 842         | 17 020     | 92 862        |
| 2022  | 47 299           | 16 044          | 4 657               | 68 000 | 413                  | 5 059             | 950    | 6 422 | 74 422         | 18 919     | 93 341        |
| 2021  | 24 780           | 17 161          | 3 750               | 45 691 | 410                  | 4 626             | 1 062  | 6 098 | 51 789         | 22 727     | 74 516        |
| 2020  | 21 314           | 14 748          | 2 567               | 38 629 | 182                  | 3 746             | 1 082  | 5 010 | 43 639         | 21 066     | 64 705        |
| 2019  | 54 237           | 15 388          | 4 176               | 73 801 | 393                  | 4 902             | 1 461  | 6 756 | 80 557         | 14 428     | 94 985        |
| 2018  | 52 216           | 15 568          | 4 529               | 72 313 | 442                  | 5 013             | 1 333  | 6 788 | 79 101         | 15 485     | 94 586        |
| 2017  | 37 873           | 24 984          | 5 070               | 67 927 | 393                  | 4 961             | 1 234  | 6 588 | 74 515         | 15 429     | 89 944        |
| 2016  | 35 274           | 22 570          | 4 690               | 62 534 | 490                  | 5 146             | 1 407  | 7 043 | 69 577         | 16 825     | 86 402        |
| 2015  | 36 601           | 16 661          | 4 857               | 58 119 | 553                  | 5 168             | 1 288  | 7 009 | 65 128         | 19 903     | 85 031        |
| 2014  | 36 681           | 15 137          | 5 088               | 56 906 | 392                  | 4 053             | 909    | 5 354 | 62 260         | 21 962     | 84 222        |
| 2013  | 35 977           | 14 598          | 4 741               | 55 316 | 412                  | 4 141             | 858    | 5 411 | 60 727         | 19 670     | 80 397        |
| 2012  | 35 683           | 13 944          | 4 541               | 54 168 | 442                  | 4 372             | 803    | 5 617 | 59 785         | 21 378     | 81 163        |
| 2011  | 35 262           | 13 521          | 5 071               | 53 854 | 580                  | 4 849             | 716    | 6 145 | 59 999         | 23 406     | 83 405        |
| 2010  | 34 369           | 12 816          | 4 451               | 51 636 | 573                  | 4 630             | 698    | 5 901 | 57 537         | 22 957     | 80 494        |
| 2009  | 35 306           | 11 331          | 5 164               | 51 801 | 675                  | 5 045             | 676    | 6 396 | 58 197         | 23 422     | 81 619        |
| 2008  | 37 806           | 13 756          | 6 332               | 57 894 | 580                  | 4 712             | 585    | 5 877 | 63 771         | 19 370     | 83 141        |
| 2007  | 36 171           | 15 191          | 5 995               | 57 357 | 674                  | 4 789             | 469    | 5 932 | 63 269         | 18 771     | 82 060        |
| 2006  | 33 379           | 11 997          | 7 610               | 58 986 | 539                  | 4 474             | 555    | 5 578 | 64 564         | 23 206     | 87 770        |
| 2005  | 38 402           | 12 980          | 7 369               | 58 751 | 757                  | 5 552             | 386    | 6 695 | 65 446         | 24 211     | 89 657        |
| 2004  | 39 184           | 11 734          | 5 429               | 56 347 | 624                  | 5 075             | 438    | 6 137 | 62 484         | 26 590     | 89 074        |
| 2003  | 38 447           | 10 592          | 4 785               | 53 824 | 557                  | 6 081             | 397    | 7 035 | 60 859         | 30 865     | 91 724        |
| 2002  | 36 845           | 11 568          | 4 498               | 52 911 | 584                  | 5 242             | 500    | 6 326 | 59 237         | 24 360     | 83 597        |
| 2001  | 39 914           | 10 622          | 4 574               | 55 110 | 508                  | 5 195             | 313    | 6 016 | 61 126         | 25 039     | 86 165        |
| 2000  | 41 049           | 9 590           | 4 613               | 55 252 | 467                  | 5 110             | 360    | 5 937 | 61 169         | 24 322     | 85 511        |
| 1999  | 39 171           | 9 185           | 3 678               | 52 034 | 336                  | 5 349             | 839    | 7 174 | 59 208         | 25 604     | 84 812        |
| 1998  | 33 283           | 9 993           | 3 839               | 47 115 | 870                  | 5 144             | 972    | 6 986 | 54 101         | 23 774     | 77 875        |
| 1997  | 30 622           | 9 707           | 3 119               | 43 448 | 1 014                | 6 489             | 983    | 8 486 | 51 934         | 28 430     | 80 364        |
| 1996  | 28 251           | 9 377           | 3 176               | 40 804 | 902                  | 6 475             | 358    | 7 735 | 48 539         | 26 296     | 74 835        |
| 1995  | 27 547           | 9 008           | 2 818               | 39 373 | 867                  | 6 556             | 154    | 7 577 | 46 950         | 22 712     | 69 662        |
| 1994  | 26 953           | 8 452           | 3 160               | 38 565 | 703                  | 7 034             | 284    | 8 021 | 46 586         | 24 912     | 71 498        |
| 1993  | 25 745           | 6 674           | 2 952               | 35 371 | 618                  | 6 080             | 218    | 6 916 | 42 267         | 23 330     | 65 617        |
| 1992  | 25 156           | 6 613           | 2 912               | 34 681 | 611                  | 8 311             | 405    | 9 327 | 44 008         | 25 476     | 69 484        |
| 1991  | 22 240           | 5 622           | 3 297               | 31 159 | 1 100                | 8 358             | 489    | 9 947 | 41 106         | 27 552     | 68 658        |
| 1990  | 22 675           | 5 504           | 3 022               | 31 201 | 741                  | 7 242             | 554    | 8 537 | 39 738         | 22 976     | 62 714        |





### Passagers

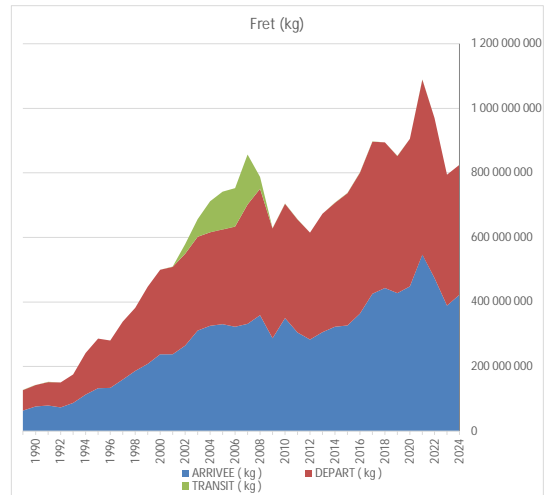
| ANNEE | ARRIVEE   | DEPART    | TOTAL<br>ARR. + DEP. | TRANSIT | GRAND<br>TOTAL |
|-------|-----------|-----------|----------------------|---------|----------------|
| 2024  | 2 594 102 | 2 615 554 | 5 209 656            | 0       | 5 209 656      |
| 2023  | 2 416 831 | 2 440 042 | 4 856 873            | 0       | 4 856 873      |
| 2022  | 2 045 555 | 2 068 352 | 4 113 907            | 384     | 4 114 291      |
| 2021  | 1 017 949 | 1 020 443 | 2 038 392            | 220     | 2 038 612      |
| 2020  | 726 886   | 719 449   | 1 446 335            | 19      | 1 446 354      |
| 2019  | 2 201 266 | 2 214 564 | 4 415 830            | 208     | 4 416 038      |
| 2018  | 2 007 697 | 2 029 181 | 4 036 878            | 0       | 4 036 878      |
| 2017  | 1 788 855 | 1 810 390 | 3 599 245            | 145     | 3 599 390      |
| 2016  | 1 503 522 | 1 518 805 | 3 022 327            | 591     | 3 022 918      |
| 2015  | 1 336 794 | 1 350 292 | 2 687 086            | 0       | 2 687 086      |
| 2014  | 1 227 085 | 1 240 779 | 2 467 864            | 0       | 2 467 864      |
| 2013  | 1 092 969 | 1 104 358 | 2 197 327            | 4       | 2 197 331      |
| 2012  | 956 783   | 962 911   | 1 919 694            | 0       | 1 919 694      |
| 2011  | 889 954   | 901 157   | 1 791 111            | 120     | 1 791 231      |
| 2010  | 804 836   | 825 191   | 1 630 027            | 0       | 1 630 027      |
| 2009  | 770 778   | 780 403   | 1 551 181            | 134     | 1 551 315      |
| 2008  | 841 633   | 853 926   | 1 695 559            | 452     | 1 696 011      |
| 2007  | 813 007   | 826 327   | 1 639 334            | 3 514   | 1 642 848      |
| 2006  | 795 486   | 809 885   | 1 605 371            | 8 104   | 1 613 475      |
| 2005  | 776 338   | 788 304   | 1 564 642            | 9 183   | 1 573 825      |
| 2004  | 752 286   | 761 719   | 1 514 005            | 7 801   | 1 521 806      |
| 2003  | 720 854   | 732 440   | 1 453 294            | 7 846   | 1 461 140      |
| 2002  | 748 005   | 762 694   | 1 510 699            | 11 759  | 1 522 458      |
| 2001  | 802 800   | 821 923   | 1 624 723            | 800     | 1 625 523      |
| 2000  | 826 073   | 836 282   | 1 662 355            | 7 129   | 1 669 484      |
| 1999  | 784 423   | 804 984   | 1 589 407            | 9 558   | 1 598 965      |
| 1998  | 744 732   | 746 733   | 1 491 465            | 9 358   | 1 500 823      |
| 1997  | 715 719   | 720 690   | 1 436 409            | 10 187  | 1 446 596      |
| 1996  | 639 999   | 647 453   | 1 287 452            | 10 544  | 1 297 996      |
| 1995  | 617 809   | 624 088   | 1 241 897            | 25 743  | 1 267 640      |
| 1994  | 584 698   | 590 928   | 1 175 626            | 23 988  | 1 199 614      |
| 1993  | 539 029   | 544 537   | 1 083 566            | 23 184  | 1 106 750      |
| 1992  | 549 162   | 550 693   | 1 099 855            | 31 184  | 1 131 039      |
| 1991  | 486 003   | 487 791   | 973 794              | 35 592  | 1 009 386      |
| 1990  | 501 614   | 506 337   | 1 007 951            | 64 313  | 1 072 264      |
| 1989  | 456 829   | 463 882   | 920 711              | 57 807  | 978 518        |
| 1988  | 491 573   | 496 113   | 987 686              | 33 916  | 1 021 602      |
| 1987  | 468 967   | 475 825   | 944 792              | 22 576  | 967 368        |
| 1986  | 429 063   | 438 719   | 867 782              | 23 623  | 891 405        |
| 1985  | 423 791   | 424 924   | 848 715              | 29 798  | 878 513        |
| 1984  | 374 076   | 380 418   | 754 494              | 27 714  | 782 208        |
| 1983  | 334 549   | 340 661   | 675 210              | 17 021  | 692 231        |
| 1982  | 301 964   | 305 211   | 607 175              | 17 548  | 624 723        |
| 1981  | 285 382   | 284 619   | 570 001              | 36 512  | 606 513        |
| 1980  | 315 077   | 313 058   | 628 135              | 42 024  | 670 159        |
| 1979  | 386 829   | 385 691   | 772 520              | 37 501  | 810 021        |
| 1978  | 379 268   | 383 415   | 762 683              | 29 084  | 791 767        |
| 1977  | 347 264   | 350 971   | 698 235              | 37 279  | 735 514        |
| 1976  | 355 554   | 350 162   | 705 716              | 29 424  | 735 140        |
| 1975  | 320 328   | 317 000   | 637 328              | 19 262  | 656 590        |
| 1974  | 327 486   | 327 956   | 655 442              | 22 754  | 678 196        |
| 1973  | 327 756   | 326 585   | 654 341              | 19 466  | 673 807        |
| 1972  | 317 082   | 313 181   | 630 263              | 10 194  | 640 457        |
| 1971  | 314 448   | 312 277   | 626 725              | 5 791   | 632 516        |
| 1970  | 238 941   | 232 469   | 471 410              | 5 528   | 476 938        |
| 1969  | 204 541   | 202 125   | 406 666              | 2 608   | 409 274        |
| 1968  | 165 735   | 167 159   | 332 894              | 3 582   | 336 476        |
| 1967  | 158 479   | 161 535   | 320 014              | 5 152   | 325 166        |
| 1966  | 168 536   | 170 554   | 339 090              | 5 528   | 344 618        |
| 1965  | 103 881   | 104 154   | 208 035              | 6 154   | 214 189        |
| 1964  | 68 371    | 69 217    | 137 588              | 8 736   | 146 324        |
| 1963  | 53 259    | 54 119    | 107 378              | 11 897  | 119 275        |
| 1962  | 45 470    | 44 977    | 90 447               | 15 898  | 106 345        |
| 1961  | 28 157    | 26 791    | 54 948               | 15 301  | 70 249         |
| 1960  | 20 059    | 19 639    | 39 698               | 15 893  | 55 591         |
| 1959  | 17 715    | 16 948    | 34 663               | 17 125  | 51 788         |
| 1958  | 13 100    | 13 136    | 26 236               | 13 587  | 39 823         |
| 1957  | 14 104    | 14 154    | 28 258               | 10 013  | 38 271         |
| 1956  | 11 600    | 10 903    | 22 503               | 7 184   | 29 687         |
| 1955  | 3 538     | 3 321     | 6 859                | 3 643   | 10 502         |
| 1954  | 1 918     | 1 833     | 3 751                | 2 621   | 6 372          |
| 1953  | 1 936     | 2 017     | 3 953                | 3 620   | 7 573          |
| 1952  | 1 012     | 773       | 1 785                | 701     | 2 486          |
| 1951  | 1 844     | 2 106     | 3 950                | 284     | 4 234          |
| 1950  | 3 154     | 3 371     | 6 525                |         | 6 525          |
| 1949  | 599       | 524       | 1 123                |         | 1 123          |
| 1948  | 1 043     | 1 147     | 2 190                |         | 2 190          |
| 1947  | 2 262     | 2 203     | 4 465                |         | 4 465          |
| 1946  | 739       | 718       | 1 457                |         | 1 457          |
| 1945  |           |           | 0                    |         | 0              |





Fret (kg)

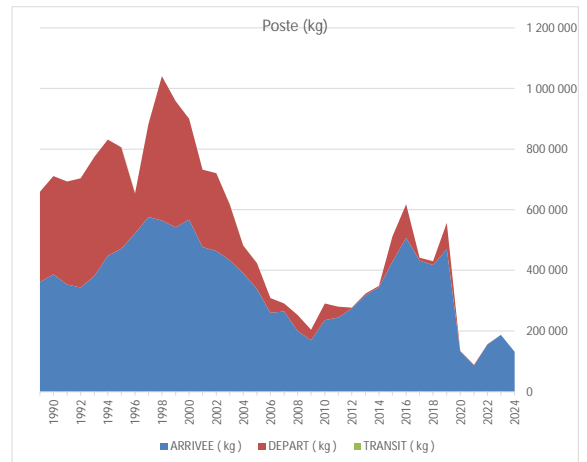
| ANNEE | ARRIVEE<br>(kg) | DEPART<br>(kg) | TOTAL<br>ARR. + DEP.<br>(kg) | TRANSIT<br>(kg) | GRAND<br>TOTAL<br>(kg) |
|-------|-----------------|----------------|------------------------------|-----------------|------------------------|
| 2024  | 422 153 405     | 403 417 995    | 825 571 400                  | 79 954          | 825 651 354            |
| 2023  | 388 460 736     | 405 878 954    | 794 339 690                  | 544 270         | 794 883 960            |
| 2022  | 473 685 526     | 496 007 235    | 969 692 761                  | 269 132         | 969 961 893            |
| 2021  | 546 844 794     | 541 385 488    | 1 088 230 282                | 210 600         | 1 088 440 882          |
| 2020  | 447 990 671     | 457 228 573    | 905 219 244                  | 3 350           | 905 222 594            |
| 2019  | 427 234 400     | 425 172 505    | 852 406 905                  | 947 234         | 853 354 139            |
| 2018  | 443 452 988     | 450 882 088    | 894 335 076                  | 313 790         | 894 648 866            |
| 2017  | 425 774 437     | 470 916 216    | 896 690 653                  | 436 683         | 897 127 336            |
| 2016  | 364 139 963     | 436 136 024    | 800 275 987                  | 1 531 245       | 801 807 232            |
| 2015  | 327 288 636     | 409 195 556    | 736 484 192                  | 1 141 036       | 737 625 228            |
| 2014  | 323 221 681     | 383 863 140    | 707 084 821                  | 992 932         | 708 077 753            |
| 2013  | 306 068 028     | 357 138 876    | 673 206 904                  | 292 822         | 673 499 726            |
| 2012  | 283 536 552     | 331 337 364    | 614 873 916                  | 30 899          | 614 904 815            |
| 2011  | 305 626 716     | 349 834 299    | 655 461 015                  | 1 190 124       | 656 651 139            |
| 2010  | 350 265 702     | 354 081 182    | 704 346 884                  | 732 844         | 705 079 728            |
| 2009  | 287 803 823     | 339 980 062    | 627 783 885                  | 678 348         | 628 462 233            |
| 2008  | 358 782 134     | 391 654 986    | 750 437 120                  | 37 533 997      | 787 971 117            |
| 2007  | 332 701 366     | 369 930 978    | 702 632 344                  | 153 817 487     | 856 449 831            |
| 2006  | 323 554 381     | 310 050 122    | 633 604 503                  | 118 721 887     | 752 326 390            |
| 2005  | 331 106 141     | 293 470 063    | 624 576 204                  | 117 765 394     | 742 341 598            |
| 2004  | 325 832 356     | 290 457 738    | 616 290 094                  | 96 212 621      | 712 502 715            |
| 2003  | 311 615 665     | 290 463 788    | 602 079 453                  | 54 558 873      | 656 638 326            |
| 2002  | 264 808 977     | 284 727 148    | 549 536 125                  | 29 452 179      | 578 988 304            |
| 2001  | 237 945 182     | 271 153 203    | 509 098 385                  | 1 133 411       | 510 231 796            |
| 2000  | 237 617 857     | 262 289 615    | 499 907 472                  | 3 379           | 499 910 851            |
| 1999  | 208 695 487     | 238 726 514    | 447 422 001                  | 13 409          | 447 435 410            |
| 1998  | 186 019 653     | 195 607 694    | 381 627 347                  | 40 134          | 381 667 481            |
| 1997  | 159 259 193     | 180 203 011    | 339 462 204                  | 125 370         | 339 587 574            |
| 1996  | 133 425 318     | 147 147 747    | 280 573 065                  | 147 262         | 280 720 327            |
| 1995  | 132 939 973     | 153 333 278    | 286 273 251                  | 107 684         | 286 380 935            |
| 1994  | 112 615 342     | 128 986 640    | 241 611 982                  | 52 766          | 241 704 748            |
| 1993  | 87 463 368      | 87 781 918     | 175 245 286                  | 116 507         | 175 361 793            |
| 1992  | 73 820 399      | 76 809 320     | 150 629 719                  | 176 587         | 150 806 306            |
| 1991  | 79 681 513      | 72 535 969     | 152 217 482                  | 162 381         | 152 379 863            |
| 1990  | 76 350 083      | 66 142 318     | 142 492 401                  | 464 016         | 142 956 417            |
| 1989  | 63 010 091      | 63 531 519     | 126 541 610                  | 391 297         | 126 932 907            |
| 1988  |                 |                | 0                            |                 | 0                      |
| 1987  |                 |                | 0                            |                 | 0                      |
| 1986  |                 |                | 0                            |                 | 0                      |
| 1985  |                 |                | 0                            |                 | 0                      |
| 1984  |                 |                | 0                            |                 | 0                      |
| 1983  |                 |                | 0                            |                 | 0                      |
| 1982  |                 |                | 0                            |                 | 0                      |
| 1981  |                 |                | 0                            |                 | 0                      |
| 1980  |                 |                | 0                            |                 | 0                      |





Poste (kg)

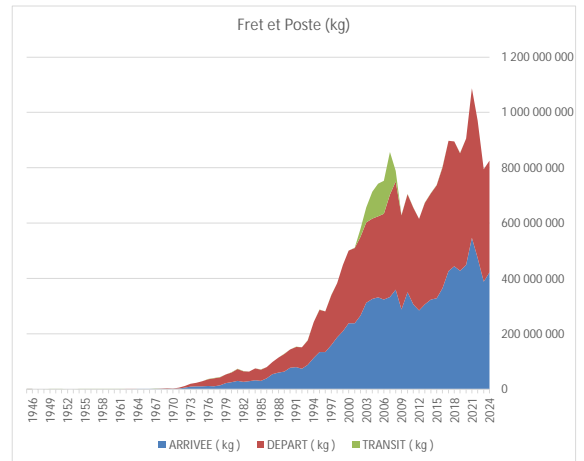
| ANNEE | ARRIVEE<br>(kg) | DEPART<br>(kg) | TOTAL<br>ARR. + DEP.<br>(kg) | TRANSIT<br>(kg) | GRAND<br>TOTAL<br>(kg) |
|-------|-----------------|----------------|------------------------------|-----------------|------------------------|
| 2024  | 131 630         | 0              | 131 630                      | 0               | 131 630                |
| 2023  | 187 114         | 0              | 187 114                      | 0               | 187 114                |
| 2022  | 156 066         | 61             | 156 127                      | 55              | 156 182                |
| 2021  | 85 663          | 2 861          | 88 524                       | 0               | 88 524                 |
| 2020  | 132 191         | 1 754          | 133 945                      | 0               | 133 945                |
| 2019  | 470 528         | 86 138         | 556 666                      | 0               | 556 666                |
| 2018  | 417 196         | 13 061         | 430 257                      | 0               | 430 257                |
| 2017  | 432 330         | 8 999          | 441 329                      | 116             | 441 445                |
| 2016  | 507 098         | 111 180        | 618 278                      | 0               | 618 278                |
| 2015  | 427 488         | 83 383         | 510 871                      | 0               | 510 871                |
| 2014  | 344 289         | 4 220          | 348 509                      | 0               | 348 509                |
| 2013  | 318 424         | 4 882          | 323 306                      | 0               | 323 306                |
| 2012  | 274 134         | 3 052          | 277 186                      | 0               | 277 186                |
| 2011  | 244 688         | 34 932         | 279 620                      | 0               | 279 620                |
| 2010  | 235 514         | 55 097         | 290 611                      | 0               | 290 611                |
| 2009  | 168 894         | 35 619         | 204 513                      | 0               | 204 513                |
| 2008  | 200 324         | 52 257         | 252 581                      | 0               | 252 581                |
| 2007  | 264 445         | 26 166         | 290 611                      | 0               | 290 611                |
| 2006  | 260 386         | 48 093         | 308 479                      | 2               | 308 481                |
| 2005  | 338 145         | 85 356         | 423 501                      | 0               | 423 501                |
| 2004  | 390 898         | 91 146         | 482 044                      | 0               | 482 044                |
| 2003  | 433 204         | 183 142        | 616 346                      | 0               | 616 346                |
| 2002  | 463 641         | 256 336        | 719 977                      | 0               | 719 977                |
| 2001  | 476 677         | 255 488        | 732 165                      | 309             | 732 474                |
| 2000  | 566 883         | 333 100        | 899 983                      | 33              | 900 016                |
| 1999  | 542 266         | 415 329        | 957 595                      | 205             | 957 800                |
| 1998  | 563 955         | 476 876        | 1 040 831                    | 618             | 1 041 449              |
| 1997  | 576 216         | 306 643        | 882 859                      | 2 962           | 885 821                |
| 1996  | 521 491         | 132 452        | 653 943                      | 426             | 654 369                |
| 1995  | 471 248         | 334 632        | 805 880                      | 0               | 805 880                |
| 1994  | 448 275         | 383 231        | 831 506                      | 1               | 831 507                |
| 1993  | 381 178         | 392 846        | 774 024                      | 346             | 774 370                |
| 1992  | 342 945         | 360 653        | 703 598                      | 333             | 703 931                |
| 1991  | 352 809         | 340 704        | 693 513                      | 0               | 693 513                |
| 1990  | 387 045         | 323 279        | 710 324                      | 0               | 710 324                |
| 1989  | 360 985         | 297 954        | 658 939                      | 0               | 658 939                |
| 1988  |                 |                | 0                            |                 | 0                      |
| 1987  |                 |                | 0                            |                 | 0                      |
| 1986  |                 |                | 0                            |                 | 0                      |
| 1985  |                 |                | 0                            |                 | 0                      |
| 1984  |                 |                | 0                            |                 | 0                      |
| 1983  |                 |                | 0                            |                 | 0                      |
| 1982  |                 |                | 0                            |                 | 0                      |
| 1981  |                 |                | 0                            |                 | 0                      |
| 1980  |                 |                | 0                            |                 | 0                      |





Fret et Poste (kg)

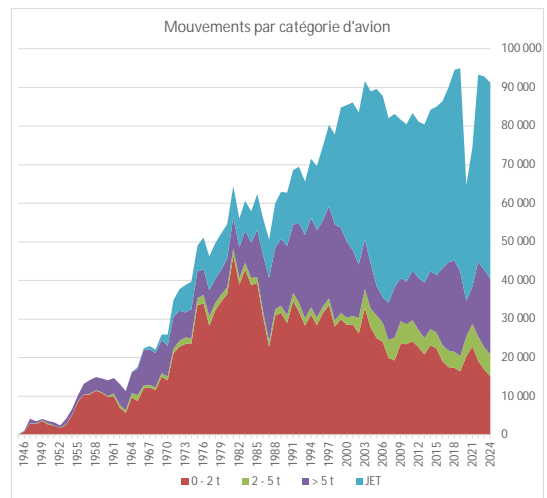
| ANNEE | ARRIVEE<br>(kg) | DEPART<br>(kg) | TOTAL<br>ARR. + DEP.<br>(kg) | TRANSIT<br>(kg) | GRAND<br>TOTAL<br>(kg) |
|-------|-----------------|----------------|------------------------------|-----------------|------------------------|
| 2024  | 422 285 035     | 403 417 995    | <b>825 703 030</b>           | 79 954          | <b>825 782 984</b>     |
| 2023  | 388 647 850     | 405 878 954    | <b>794 526 804</b>           | 544 270         | <b>795 071 074</b>     |
| 2022  | 473 841 592     | 496 007 296    | <b>969 848 888</b>           | 269 187         | <b>970 118 075</b>     |
| 2021  | 546 930 457     | 541 388 349    | <b>1 088 318 806</b>         | 210 600         | <b>1 088 529 406</b>   |
| 2020  | 448 122 862     | 457 230 327    | <b>905 353 189</b>           | 3 350           | <b>905 356 539</b>     |
| 2019  | 427 704 928     | 425 258 643    | <b>852 963 571</b>           | 947 234         | <b>853 910 805</b>     |
| 2018  | 443 870 184     | 450 895 149    | <b>894 765 333</b>           | 313 790         | <b>895 079 123</b>     |
| 2017  | 426 206 767     | 470 925 215    | <b>897 131 982</b>           | 436 799         | <b>897 568 781</b>     |
| 2016  | 364 647 061     | 436 247 204    | <b>800 894 265</b>           | 1 531 245       | <b>802 425 510</b>     |
| 2015  | 327 716 124     | 409 278 939    | <b>736 995 063</b>           | 1 141 036       | <b>738 136 099</b>     |
| 2014  | 323 565 970     | 383 867 360    | <b>707 433 330</b>           | 992 932         | <b>708 426 262</b>     |
| 2013  | 306 386 452     | 367 143 758    | <b>673 530 210</b>           | 292 822         | <b>673 823 032</b>     |
| 2012  | 283 810 686     | 331 340 416    | <b>615 151 102</b>           | 30 899          | <b>615 182 001</b>     |
| 2011  | 305 871 404     | 349 869 231    | <b>655 740 635</b>           | 1 190 124       | <b>656 930 759</b>     |
| 2010  | 350 501 216     | 354 136 279    | <b>704 637 495</b>           | 732 844         | <b>705 370 339</b>     |
| 2009  | 287 972 717     | 340 015 681    | <b>627 988 398</b>           | 678 348         | <b>628 666 746</b>     |
| 2008  | 358 982 458     | 391 707 243    | <b>750 689 701</b>           | 37 533 997      | <b>788 223 698</b>     |
| 2007  | 332 965 811     | 369 957 144    | <b>702 922 955</b>           | 153 817 487     | <b>856 740 442</b>     |
| 2006  | 323 814 767     | 310 098 215    | <b>633 912 982</b>           | 118 721 889     | <b>752 634 871</b>     |
| 2005  | 331 444 286     | 293 555 419    | <b>624 999 705</b>           | 117 765 394     | <b>742 765 099</b>     |
| 2004  | 328 223 254     | 290 548 884    | <b>616 772 138</b>           | 96 212 621      | <b>712 984 759</b>     |
| 2003  | 312 048 869     | 290 646 930    | <b>602 695 799</b>           | 54 558 873      | <b>657 254 672</b>     |
| 2002  | 265 272 618     | 284 983 484    | <b>550 256 102</b>           | 29 452 179      | <b>579 708 281</b>     |
| 2001  | 238 421 859     | 271 408 691    | <b>509 830 550</b>           | 1 133 720       | <b>510 964 270</b>     |
| 2000  | 238 184 740     | 262 622 715    | <b>500 807 455</b>           | 3 412           | <b>500 810 867</b>     |
| 1999  | 209 237 753     | 239 141 843    | <b>448 379 596</b>           | 13 614          | <b>448 393 210</b>     |
| 1998  | 186 583 608     | 196 084 570    | <b>382 668 178</b>           | 40 752          | <b>382 708 930</b>     |
| 1997  | 159 835 409     | 180 509 654    | <b>340 345 063</b>           | 128 332         | <b>340 473 395</b>     |
| 1996  | 133 946 809     | 147 280 199    | <b>281 227 008</b>           | 147 688         | <b>281 374 696</b>     |
| 1995  | 133 411 221     | 153 667 910    | <b>287 079 131</b>           | 107 684         | <b>287 186 815</b>     |
| 1994  | 113 063 617     | 129 379 871    | <b>242 443 488</b>           | 92 767          | <b>242 536 255</b>     |
| 1993  | 87 844 546      | 88 174 764     | <b>176 019 310</b>           | 116 853         | <b>176 136 163</b>     |
| 1992  | 74 163 344      | 77 169 973     | <b>151 333 317</b>           | 178 920         | <b>151 512 237</b>     |
| 1991  | 80 034 122      | 72 876 673     | <b>152 910 795</b>           | 162 381         | <b>153 073 176</b>     |
| 1990  | 76 737 128      | 66 465 597     | <b>143 202 725</b>           | 464 016         | <b>143 666 741</b>     |
| 1989  | 63 371 076      | 63 829 473     | <b>127 200 549</b>           | 391 297         | <b>127 591 846</b>     |
| 1988  | 60 000 527      | 54 143 493     | <b>114 144 020</b>           | 333 160         | <b>114 477 180</b>     |
| 1987  | 54 006 784      | 43 892 320     | <b>97 899 104</b>            | 309 313         | <b>98 208 417</b>      |
| 1986  | 38 921 155      | 40 050 708     | <b>78 971 863</b>            | 460 288         | <b>79 432 151</b>      |
| 1985  | 29 453 369      | 40 591 890     | <b>70 045 259</b>            | 784 383         | <b>70 829 642</b>      |
| 1984  | 31 690 055      | 43 259 405     | <b>74 949 460</b>            | 351 163         | <b>75 300 623</b>      |
| 1983  | 28 178 980      | 34 710 847     | <b>62 889 827</b>            | 219 870         | <b>63 109 697</b>      |
| 1982  | 26 459 880      | 38 244 212     | <b>64 704 092</b>            | 1 045 219       | <b>65 749 311</b>      |
| 1981  | 30 256 436      | 42 495 813     | <b>72 752 249</b>            | 1 140 497       | <b>73 892 746</b>      |
| 1980  | 25 326 823      | 34 869 728     | <b>60 196 551</b>            | 655 244         | <b>60 851 795</b>      |
| 1979  | 21 187 823      | 31 511 987     | <b>52 699 810</b>            | 601 596         | <b>53 301 406</b>      |
| 1978  | 13 139 292      | 29 681 742     | <b>42 821 034</b>            | 462 058         | <b>43 283 092</b>      |
| 1977  | 9 790 776       | 28 882 240     | <b>38 673 016</b>            | 1 030 782       | <b>39 703 798</b>      |
| 1976  | 11 528 197      | 24 386 763     | <b>35 914 960</b>            | 217 860         | <b>36 132 820</b>      |
| 1975  | 10 504 451      | 18 318 885     | <b>28 823 336</b>            | 112 630         | <b>28 935 966</b>      |
| 1974  | 10 084 576      | 12 704 755     | <b>22 789 331</b>            | 247 601         | <b>23 036 932</b>      |
| 1973  | 8 366 347       | 10 391 656     | <b>18 758 003</b>            | 320 551         | <b>19 078 554</b>      |
| 1972  | 5 560 962       | 5 600 535      | <b>11 161 497</b>            | 206 008         | <b>11 367 505</b>      |
| 1971  | 2 140 637       | 3 022 040      | <b>5 162 677</b>             | 108 052         | <b>5 270 729</b>       |
| 1970  | 1 043 309       | 1 355 214      | <b>2 398 523</b>             | 86 966          | <b>2 485 489</b>       |
| 1969  | 1 097 201       | 1 566 601      | <b>2 663 802</b>             | 24 879          | <b>2 688 681</b>       |
| 1968  | 1 020 064       | 1 149 993      | <b>2 170 057</b>             | 1 168           | <b>2 171 225</b>       |
| 1967  | 676 027         | 678 371        | <b>1 354 398</b>             | 41 356          | <b>1 395 754</b>       |
| 1966  | 460 966         | 422 987        | <b>883 953</b>               | 30 353          | <b>914 306</b>         |
| 1965  | 359 197         | 372 883        | <b>732 080</b>               | 36 031          | <b>768 111</b>         |
| 1964  | 332 552         | 276 193        | <b>608 745</b>               | 102 553         | <b>711 298</b>         |
| 1963  | 190 440         | 184 234        | <b>374 674</b>               | 116 064         | <b>490 738</b>         |
| 1962  | 125 801         | 118 943        | <b>244 744</b>               | 38 204          | <b>282 948</b>         |
| 1961  | 118 736         | 98 244         | <b>216 980</b>               | 109 904         | <b>326 884</b>         |
| 1960  | 97 520          | 65 517         | <b>163 037</b>               | 148 548         | <b>311 585</b>         |
| 1959  | 66 683          | 49 424         | <b>116 107</b>               | 299 771         | <b>415 878</b>         |
| 1958  | 75 527          | 45 461         | <b>120 988</b>               | 228 821         | <b>349 809</b>         |
| 1957  | 70 550          | 53 374         | <b>123 924</b>               | 220 830         | <b>344 754</b>         |
| 1956  | 63 291          | 46 688         | <b>109 979</b>               | 245 557         | <b>355 536</b>         |
| 1955  | 54 720          | 55 720         | <b>110 440</b>               | 195 114         | <b>305 554</b>         |
| 1954  | 44 023          | 30 598         | <b>74 621</b>                | 336 229         | <b>410 850</b>         |
| 1953  | 35 355          | 23 641         | <b>58 996</b>                | 96 820          | <b>155 816</b>         |
| 1952  | 14 194          | 1 211          | <b>15 405</b>                | 205 877         | <b>221 282</b>         |
| 1951  | 29 749          | 1 771          | <b>31 520</b>                | 329 514         | <b>361 034</b>         |
| 1950  | 14 839          | 3 202          | <b>18 041</b>                | 418 270         | <b>436 311</b>         |
| 1949  | 117 308         | 3 033          | <b>120 341</b>               | 153 790         | <b>274 131</b>         |
| 1948  | 41 740          | 24 967         | <b>66 707</b>                | 543             | <b>67 250</b>          |
| 1947  | 17 411          | 3 991          | <b>21 402</b>                | 18 603          | <b>40 005</b>          |
| 1946  | 818             | 54             | <b>872</b>                   |                 | <b>872</b>             |
| 1945  |                 |                | <b>0</b>                     |                 | <b>0</b>               |





Mouvements par catégorie d'avion

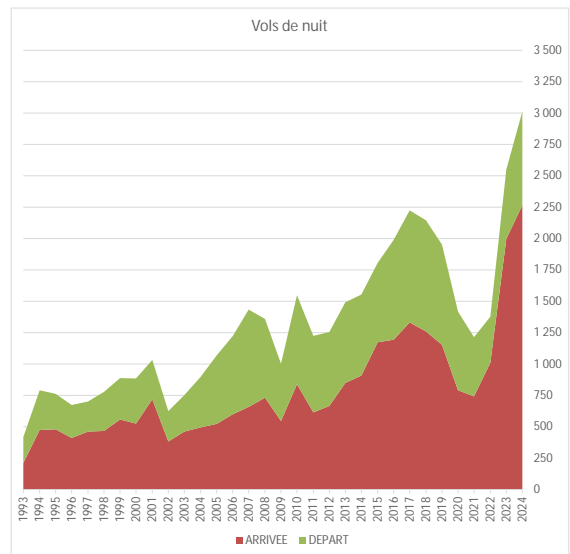
| ANNEE | AVIONS à HELICES              |         |        |               | JET    | TOTAL<br>PROP<br>+<br>JET |
|-------|-------------------------------|---------|--------|---------------|--------|---------------------------|
|       | 0 - 2 t<br>Tourisme<br>Aérien | 2 - 5 t | > 5 t  | PROP<br>total |        |                           |
| 2024  | 15 253                        | 5 715   | 19 468 | 40 436        | 59 847 | 91 283                    |
| 2023  | 16 874                        | 5 828   | 20 059 | 42 761        | 50 101 | 92 862                    |
| 2022  | 19 234                        | 6 247   | 19 338 | 44 819        | 48 522 | 93 341                    |
| 2021  | 22 960                        | 5 811   | 9 659  | 38 430        | 36 086 | 74 516                    |
| 2020  | 20 342                        | 5 170   | 9 173  | 34 685        | 30 020 | 64 705                    |
| 2019  | 16 472                        | 3 932   | 21 862 | 42 266        | 52 719 | 94 985                    |
| 2018  | 17 387                        | 4 147   | 23 618 | 45 152        | 49 434 | 94 586                    |
| 2017  | 17 563                        | 4 300   | 22 909 | 44 772        | 45 172 | 89 944                    |
| 2016  | 19 079                        | 4 237   | 19 789 | 43 105        | 43 297 | 86 402                    |
| 2015  | 22 346                        | 4 167   | 14 817 | 41 330        | 43 701 | 85 031                    |
| 2014  | 23 246                        | 4 124   | 15 038 | 42 408        | 41 814 | 84 222                    |
| 2013  | 20 856                        | 4 196   | 14 345 | 39 397        | 41 000 | 80 397                    |
| 2012  | 22 665                        | 4 451   | 13 479 | 40 595        | 40 568 | 81 163                    |
| 2011  | 24 239                        | 5 460   | 12 918 | 42 617        | 40 788 | 83 405                    |
| 2010  | 23 481                        | 5 158   | 11 034 | 39 673        | 40 821 | 80 494                    |
| 2009  | 23 579                        | 5 866   | 11 157 | 40 602        | 41 017 | 81 619                    |
| 2008  | 19 302                        | 5 959   | 13 048 | 38 309        | 44 832 | 83 141                    |
| 2007  | 19 916                        | 4 656   | 9 626  | 34 198        | 47 862 | 82 060                    |
| 2006  | 24 050                        | 5 032   | 6 512  | 35 594        | 52 176 | 87 770                    |
| 2005  | 25 119                        | 5 834   | 7 581  | 38 534        | 51 123 | 89 657                    |
| 2004  | 27 828                        | 4 885   | 11 810 | 44 523        | 44 551 | 89 074                    |
| 2003  | 32 874                        | 4 981   | 12 760 | 50 615        | 41 109 | 91 724                    |
| 2002  | 26 209                        | 4 103   | 13 818 | 44 130        | 39 467 | 83 597                    |
| 2001  | 28 677                        | 2 138   | 17 089 | 47 904        | 38 261 | 86 165                    |
| 2000  | 28 468                        | 1 955   | 19 536 | 49 959        | 35 552 | 85 511                    |
| 1999  | 29 896                        | 1 649   | 22 090 | 53 635        | 31 177 | 84 812                    |
| 1998  | 28 046                        | 1 593   | 24 869 | 54 508        | 23 367 | 77 875                    |
| 1997  | 33 589                        | 1 753   | 23 920 | 59 262        | 21 102 | 80 364                    |
| 1996  | 31 579                        | 1 735   | 22 174 | 55 488        | 19 347 | 74 835                    |
| 1995  | 28 386                        | 2 028   | 23 660 | 53 074        | 16 588 | 69 662                    |
| 1994  | 31 126                        | 1 960   | 23 088 | 56 184        | 15 314 | 71 498                    |
| 1993  | 28 306                        | 1 930   | 21 542 | 51 778        | 13 839 | 65 617                    |
| 1992  | 32 009                        | 2 320   | 20 643 | 54 972        | 14 512 | 69 484                    |
| 1991  | 34 615                        | 2 130   | 17 679 | 54 424        | 14 234 | 68 658                    |
| 1990  | 29 015                        | 1 919   | 18 043 | 48 977        | 13 737 | 62 714                    |
| 1989  | 31 635                        | 1 843   | 17 339 | 50 817        | 12 135 | 62 952                    |
| 1988  | 30 883                        | 1 675   | 15 906 | 48 464        | 11 527 | 59 991                    |
| 1987  | 22 807                        | 1 459   | 16 417 | 40 683        | 9 970  | 50 653                    |
| 1986  | 30 574                        | 1 483   | 14 573 | 46 630        | 9 465  | 56 095                    |
| 1985  | 39 325                        | 1 549   | 12 266 | 53 140        | 9 271  | 62 411                    |
| 1984  | 38 753                        | 1 937   | 9 139  | 49 829        | 8 144  | 57 973                    |
| 1983  | 42 805                        | 1 769   | 8 332  | 52 906        | 7 747  | 60 653                    |
| 1982  | 38 930                        | 1 722   | 7 932  | 48 584        | 7 458  | 56 042                    |
| 1981  | 46 415                        | 1 999   | 8 007  | 56 421        | 8 034  | 64 455                    |
| 1980  | 36 415                        | 1 802   | 7 554  | 45 771        | 8 833  | 54 604                    |
| 1979  | 34 585                        | 1 854   | 6 408  | 42 847        | 9 449  | 52 296                    |
| 1978  | 32 329                        | 1 904   | 6 163  | 40 396        | 9 293  | 49 689                    |
| 1977  | 28 266                        | 2 457   | 6 682  | 37 405        | 8 851  | 46 256                    |
| 1976  | 34 008                        | 2 287   | 6 502  | 42 797        | 8 373  | 51 170                    |
| 1975  | 33 657                        | 1 794   | 6 945  | 42 396        | 6 683  | 49 079                    |
| 1974  | 23 629                        | 1 381   | 7 570  | 32 580        | 7 098  | 39 678                    |
| 1973  | 23 558                        | 1 721   | 6 418  | 31 697        | 7 150  | 38 847                    |
| 1972  | 22 818                        | 1 562   | 7 759  | 32 139        | 5 628  | 37 767                    |
| 1971  | 21 149                        | 1 187   | 8 255  | 30 591        | 4 312  | 34 903                    |
| 1970  | 14 174                        | 982     | 7 927  | 23 083        | 2 952  | 26 035                    |
| 1969  | 15 023                        | 921     | 8 648  | 24 592        | 1 379  | 25 971                    |
| 1968  | 11 535                        | 787     | 8 841  | 21 163        | 914    | 22 077                    |
| 1967  | 12 292                        | 677     | 9 245  | 22 214        | 812    | 23 026                    |
| 1966  | 12 058                        | 728     | 9 108  | 21 894        | 556    | 22 450                    |
| 1965  | 8 744                         | 1 553   | 6 853  | 17 150        | 390    | 17 540                    |
| 1964  | 9 767                         | 1 059   | 5 352  | 16 178        | 116    | 16 294                    |
| 1963  | 5 646                         | 671     | 5 018  | 11 335        | 56     | 11 391                    |
| 1962  | 7 062                         | 787     | 5 363  | 13 212        |        | 13 212                    |
| 1961  | 10 023                        | 737     | 3 987  | 14 747        |        | 14 747                    |
| 1960  | 9 796                         | 313     | 4 016  | 14 125        |        | 14 125                    |
| 1959  | 10 858                        | 206     | 3 596  | 14 660        |        | 14 660                    |
| 1958  | 11 371                        | 208     | 3 395  | 14 974        |        | 14 974                    |
| 1957  | 10 472                        | 168     | 3 565  | 14 205        |        | 14 205                    |
| 1956  | 10 387                        | 136     | 2 888  | 13 211        |        | 13 211                    |
| 1955  | 8 569                         | 136     | 1 593  | 10 298        |        | 10 298                    |
| 1954  | 5 088                         | 95      | 1 450  | 6 633         |        | 6 633                     |
| 1953  | 2 547                         | 161     | 1 358  | 4 066         |        | 4 066                     |
| 1952  | 1 784                         | 60      | 608    | 2 452         |        | 2 452                     |
| 1951  | 2 338                         | 70      | 890    | 3 298         |        | 3 298                     |
| 1950  | 2 656                         | 338     | 608    | 3 602         |        | 3 602                     |
| 1949  | 3 590                         | 198     | 286    | 4 074         |        | 4 074                     |
| 1948  | 2 788                         | 120     | 596    | 3 504         |        | 3 504                     |
| 1947  | 2 952                         | 56      | 1 212  | 4 220         |        | 4 220                     |
| 1946  | 636                           | 50      | 146    | 1 032         |        | 1 032                     |
| 1945  |                               |         |        | 0             |        | 0                         |





### Vols de Nuit

| ANNEE | VOLS PASSAGERS |        |       | VOLS FRET |        |       | TOUS LES VOLS |        |             |
|-------|----------------|--------|-------|-----------|--------|-------|---------------|--------|-------------|
|       | ARRIVEE        | DEPART | TOTAL | ARRIVEE   | DEPART | TOTAL | ARRIVEE       | DEPART | GRAND TOTAL |
| 2024  | 1 899          | 160    | 2 059 | 390       | 594    | 984   | 2 264         | 748    | 3 043       |
| 2023  | 1 686          | 102    | 1 788 | 311       | 454    | 765   | 1 997         | 556    | 2 553       |
| 2022  | 623            | 117    | 740   | 388       | 251    | 639   | 1 011         | 368    | 1 379       |
| 2021  | 303            | 54     | 357   | 440       | 418    | 858   | 743           | 472    | 1 215       |
| 2020  | 236            | 92     | 328   | 555       | 537    | 1 092 | 791           | 629    | 1 420       |
| 2019  | 698            | 181    | 879   | 456       | 616    | 1 072 | 1 154         | 797    | 1 951       |
| 2018  | 684            | 209    | 893   | 577       | 675    | 1 252 | 1 261         | 884    | 2 145       |
| 2017  | 678            | 170    | 848   | 653       | 725    | 1 378 | 1 331         | 895    | 2 226       |
| 2016  | 608            | 110    | 718   | 587       | 686    | 1 273 | 1 195         | 796    | 1 991       |
| 2015  | 590            | 109    | 699   | 585       | 522    | 1 107 | 1 175         | 631    | 1 806       |
| 2014  | 416            | 77     | 493   | 492       | 569    | 1 061 | 908           | 646    | 1 554       |
| 2013  | 426            | 108    | 534   | 423       | 536    | 959   | 849           | 644    | 1 493       |
| 2012  | 368            | 93     | 461   | 297       | 498    | 795   | 665           | 591    | 1 256       |
| 2011  | 322            | 100    | 422   | 293       | 509    | 802   | 615           | 609    | 1 224       |
| 2010  | 510            | 105    | 615   | 330       | 605    | 935   | 840           | 710    | 1 550       |
| 2009  |                |        |       |           |        |       | 547           | 457    | 1 004       |
| 2008  |                |        |       |           |        |       | 733           | 627    | 1 360       |
| 2007  |                |        |       |           |        |       | 658           | 776    | 1 434       |
| 2006  |                |        |       |           |        |       | 600           | 622    | 1 222       |
| 2005  |                |        |       |           |        |       | 522           | 547    | 1 069       |
| 2004  |                |        |       |           |        |       | 495           | 402    | 897         |
| 2003  |                |        |       |           |        |       | 462           | 291    | 753         |
| 2002  |                |        |       |           |        |       | 383           | 242    | 625         |
| 2001  |                |        |       |           |        |       | 719           | 314    | 1 033       |
| 2000  |                |        |       |           |        |       | 525           | 361    | 886         |
| 1999  |                |        |       |           |        |       | 559           | 328    | 887         |
| 1998  |                |        |       |           |        |       | 467           | 312    | 779         |
| 1997  |                |        |       |           |        |       | 461           | 241    | 702         |
| 1996  |                |        |       |           |        |       | 411           | 263    | 674         |
| 1995  |                |        |       |           |        |       | 481           | 283    | 764         |
| 1994  |                |        |       |           |        |       | 475           | 315    | 790         |
| 1993  |                |        |       |           |        |       | 213           | 206    | 419         |





## Evolution du trafic

| Taux de variation par rapport à l'année précédente |                           |                   |           |         |       |
|----------------------------------------------------|---------------------------|-------------------|-----------|---------|-------|
| ANNEE                                              | Mouvements internationaux | Mouvements locaux | Passagers | Fret    | Poste |
|                                                    |                           |                   | sans      | transit |       |
| 2024                                               | -0.6                      | -6.5              | 7.3       | 3.9     | -29.7 |
| 2023                                               | 1.9                       | -10.0             | 18.1      | -18.1   | 19.8  |
| 2022                                               | 43.7                      | -16.8             | 101.8     | -10.9   | 76.4  |
| 2021                                               | 18.7                      | 7.9               | 40.9      | 20.2    | -33.9 |
| 2020                                               | -45.8                     | 46.0              | -67.2     | 6.0     | -75.9 |
| 2019                                               | 1.8                       | -6.8              | 9.4       | -4.7    | 29.4  |
| 2018                                               | 6.2                       | 0.4               | 12.2      | -0.3    | -2.5  |
| 2017                                               | 7.1                       | -8.3              | 19.1      | 12.0    | -28.6 |
| 2016                                               | 6.8                       | -15.5             | 12.5      | 8.7     | 21.0  |
| 2015                                               | 4.6                       | -9.4              | 8.9       | 4.2     | 46.6  |
| 2014                                               | 2.5                       | 11.7              | 12.3      | 5.0     | 7.8   |
| 2013                                               | 1.6                       | -8.0              | 14.5      | 9.5     | 16.6  |
| 2012                                               | -0.4                      | -8.7              | 7.2       | -6.2    | -0.9  |
| 2011                                               | 4.3                       | 2.0               | 9.9       | -6.9    | -3.8  |
| 2010                                               | -1.1                      | -2.0              | 5.1       | 12.2    | 42.1  |
| 2009                                               | -8.7                      | 20.9              | -8.5      | -16.3   | -19.0 |
| 2008                                               | 0.8                       | 3.2               | 3.4       | 6.8     | -13.1 |
| 2007                                               | -2.0                      | -19.1             | 2.1       | 10.9    | -5.8  |
| 2006                                               | -1.3                      | -4.2              | 2.6       | 1.4     | -27.2 |
| 2005                                               | 4.7                       | -8.9              | 3.3       | 1.3     | -12.1 |
| 2004                                               | 2.7                       | -13.9             | 4.2       | 2.4     | -21.8 |
| 2003                                               | 2.7                       | 26.7              | -3.8      | 9.6     | -14.4 |
| 2002                                               | -3.1                      | -2.7              | -7.0      | 7.9     | -1.7  |
| 2001                                               | -0.1                      | 2.9               | 2.2       | 13.8    | -23.5 |
| 2000                                               | 3.3                       | -5.0              | 4.6       | 11.7    | -6.0  |
| 1999                                               | 9.4                       | 7.7               | 6.6       | 17.2    | -8.0  |
| 1998                                               | 4.2                       | -16.4             | 3.8       | 12.4    | 17.9  |
| 1997                                               | 7.0                       | 8.1               | 11.6      | 21.0    | 35.0  |
| 1996                                               | 3.4                       | 15.8              | 3.7       | -2.0    | -18.9 |
| 1995                                               | 0.8                       | -8.8              | 5.6       | 18.5    | -3.1  |
| 1994                                               | 10.2                      | 6.8               | 8.5       | 37.9    | 7.4   |
| 1993                                               | -3.9                      | -8.4              | -1.5      | 16.3    | 10.0  |
| 1992                                               | 7.1                       | -7.5              | 12.9      | -1.0    | 1.5   |
| 1991                                               | 3.4                       | 19.9              | -3.4      | 6.8     | -2.4  |
| 1990                                               | 8.3                       | -12.5             | 9.5       | 12.6    | 7.8   |
| 1989                                               | 9.0                       | -0.2              | -6.8      |         |       |
| 1988                                               | 7.6                       | 36.0              | 4.5       |         |       |
| 1987                                               | 7.3                       | -28.1             | 8.9       |         |       |
| 1986                                               | 7.0                       | -23.4             | 2.2       |         |       |
| 1985                                               | 18.0                      | 0.8               | 12.5      |         |       |
| 1984                                               | 3.3                       | -8.9              | 11.7      |         |       |
| 1983                                               | 0.1                       | 13.6              | 11.2      |         |       |
| 1982                                               | 3.2                       | -21.3             | 6.5       |         |       |
| 1981                                               | 1.4                       | 28.7              | -9.3      |         |       |
| 1980                                               | 4.6                       | 4.3               | -18.7     |         |       |
| 1979                                               | 0.3                       | 8.7               | 1.3       |         |       |
| 1978                                               | -4.2                      | 17.3              | 9.2       |         |       |
| 1977                                               | -0.9                      | -15.9             | -1.1      |         |       |
| 1976                                               | 11.4                      | -0.3              | 10.7      |         |       |
| 1975                                               | 0.5                       | 45.2              | -2.8      |         |       |
| 1974                                               | 4.7                       | -0.1              | 0.2       |         |       |
| 1973                                               | 3.7                       | 2.2               | 3.8       |         |       |
| 1972                                               | 11.5                      | 5.5               | 0.6       |         |       |
| 1971                                               | 29.9                      | 37.7              | 32.9      |         |       |
| 1970                                               | -4.3                      | 4.6               | 15.9      |         |       |
| 1969                                               | 17.3                      | 17.9              | 22.2      |         |       |
| 1968                                               | -2.2                      | -5.9              | 4.0       |         |       |
| 1967                                               | 5.3                       | 0.1               | -5.6      |         |       |
| 1966                                               | 15.3                      | 41.8              | 63.0      |         |       |
| 1965                                               | 27.2                      | -7.8              | 51.2      |         |       |
| 1964                                               | 17.8                      | 72.1              | 28.1      |         |       |
| 1963                                               |                           |                   | 18.7      |         |       |
| 1962                                               |                           |                   | 64.6      |         |       |
| 1961                                               |                           |                   | 38.4      |         |       |
| 1960                                               |                           |                   | 14.5      |         |       |